**Test Plot 1#: GSM 850_Body Back_Middle**

**DUT: Mobile WiFi; Type: UZ-211-1; Serial: RBJ190927050-SA-S1**

Communication System: Generic GPRS-3 slots; Frequency: 836.6 MHz;Duty Cycle: 1:2.66
Medium parameters used: f = 836.6 MHz; $\sigma$ = 0.909 S/m; $\varepsilon_r$ = 40.795; $\rho$ = 1000 kg/m$^3$ ;
Phantom section: Flat Section

DASY5 Configuration:

- Probe: EX3DV4 - SN7329; ConvF(9.97, 9.97, 9.97) @836.6 MHz; Calibrated: 2019/10/22;
- Sensor-Surface: 1.4mm (Mechanical Surface Detection)
- Electronics: DAE4 Sn772;Calibrated: 2019/10/6
- Phantom: Twin SAM; Type: Twin SAM V5.0; Serial: TP:1412
- Measurement SW: DASY52, Version 52.10 (2); SEMCAD X Version 14.6.12 (7470)

**Area Scan (71x71x1):**Interpolated grid: dx=1.500 mm, dy=1.500 mm
Maximum value of SAR (interpolated) = 0.447 W/kg

**Zoom Scan (8x6x7)/Cube 0:**Measurement grid: dx=8mm, dy=8mm, dz=5mm
Reference Value = 21.39 V/m; Power Drift = 0.02 dB
Peak SAR (extrapolated) = 0.633 W/kg
**SAR(1 g) = 0.411 W/kg; SAR(10 g) = 0.310 W/kg**
Maximum value of SAR (measured) = 0.428 W/kg

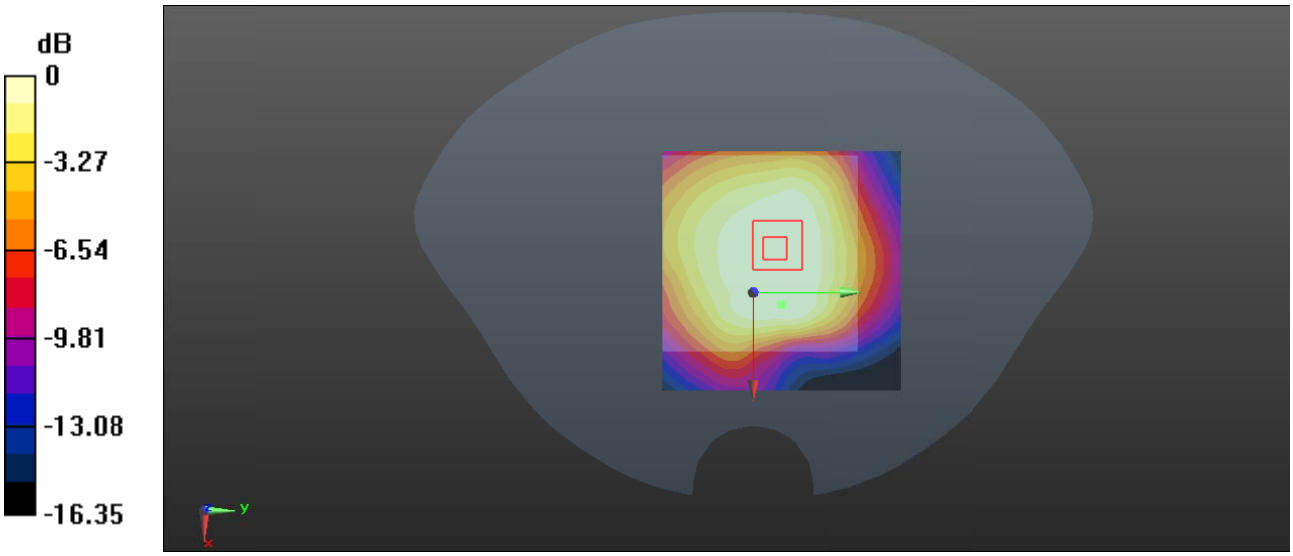


0 dB = 0.428 W/kg = -3.69 dBW/kg

**Test Plot 2#: GSM 850_Body Front_Middle**

**DUT: Mobile WiFi; Type: UZ-211-1; Serial: RBJ190927050-SA-S1**

Communication System: Generic GPRS-3 slots; Frequency: 836.6 MHz;Duty Cycle: 1:2.66
Medium parameters used: f = 836.6 MHz; $\sigma$ = 0.909 S/m; $\varepsilon_r$ = 40.795; $\rho$ = 1000 kg/m$^3$ ;
Phantom section: Flat Section

DASY5 Configuration:

- Probe: EX3DV4 - SN7329; ConvF(9.97, 9.97, 9.97) @836.6 MHz; Calibrated: 2019/10/22;
- Sensor-Surface: 1.4mm (Mechanical Surface Detection)
- Electronics: DAE4 Sn772;Calibrated: 2019/10/6
- Phantom: Twin SAM; Type: Twin SAM V5.0; Serial: TP:1412
- Measurement SW: DASY52, Version 52.10 (2); SEMCAD X Version 14.6.12 (7470)

**Area Scan (71x71x1):**Interpolated grid: dx=1.500 mm, dy=1.500 mm
Maximum value of SAR (interpolated) = 0.154 W/kg

**Zoom Scan (5x5x7)/Cube 0:**Measurement grid: dx=8mm, dy=8mm, dz=5mm
Reference Value = 12.27 V/m; Power Drift = -0.07 dB
Peak SAR (extrapolated) = 0.189 W/kg
**SAR(1 g) = 0.145 W/kg; SAR(10 g) = 0.106 W/kg**
Maximum value of SAR (measured) = 0.152 W/kg

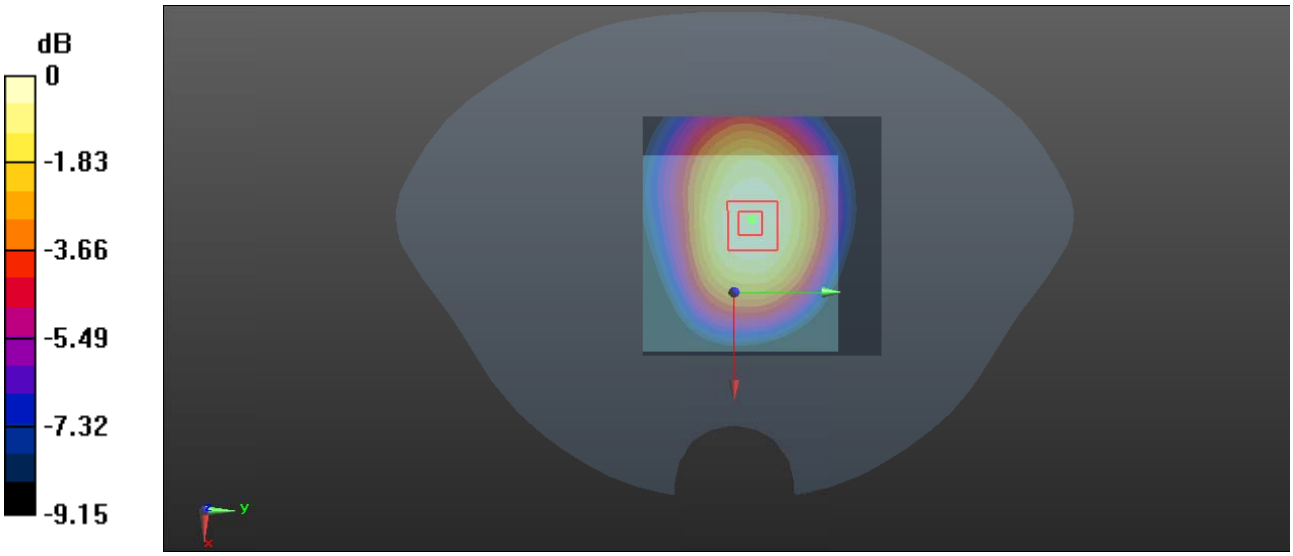


0 dB = 0.152 W/kg = -8.18 dBW/kg

**Test Plot 3#: GSM 850_Body Left_Middle**

**DUT: Mobile WiFi; Type: UZ-211-1; Serial: RBJ190927050-SA-S1**

Communication System: Generic GPRS-3 slots; Frequency: 836.6 MHz;Duty Cycle: 1:2.66
Medium parameters used: f = 836.6 MHz; $\sigma$ = 0.909 S/m; $\varepsilon_r$ = 40.795; $\rho$ = 1000 kg/m$^3$ ;
Phantom section: Flat Section

DASY5 Configuration:

- Probe: EX3DV4 - SN7329; ConvF(9.97, 9.97, 9.97) @836.6 MHz; Calibrated: 2019/10/22;
- Sensor-Surface: 1.4mm (Mechanical Surface Detection)
- Electronics: DAE4 Sn772;Calibrated: 2019/10/6
- Phantom: Twin SAM; Type: Twin SAM V5.0; Serial: TP:1412
- Measurement SW: DASY52, Version 52.10 (2); SEMCAD X Version 14.6.12 (7470)

**Area Scan (61x81x1):**Interpolated grid: dx=1.500 mm, dy=1.500 mm
Maximum value of SAR (interpolated) = 0.177 W/kg

**Zoom Scan (5x5x7)/Cube 0:**Measurement grid: dx=8mm, dy=8mm, dz=5mm
Reference Value = 13.31 V/m; Power Drift = -0.04 dB
Peak SAR (extrapolated) = 0.266 W/kg
**SAR(1 g) = 0.162 W/kg; SAR(10 g) = 0.096 W/kg**
Maximum value of SAR (measured) = 0.176 W/kg

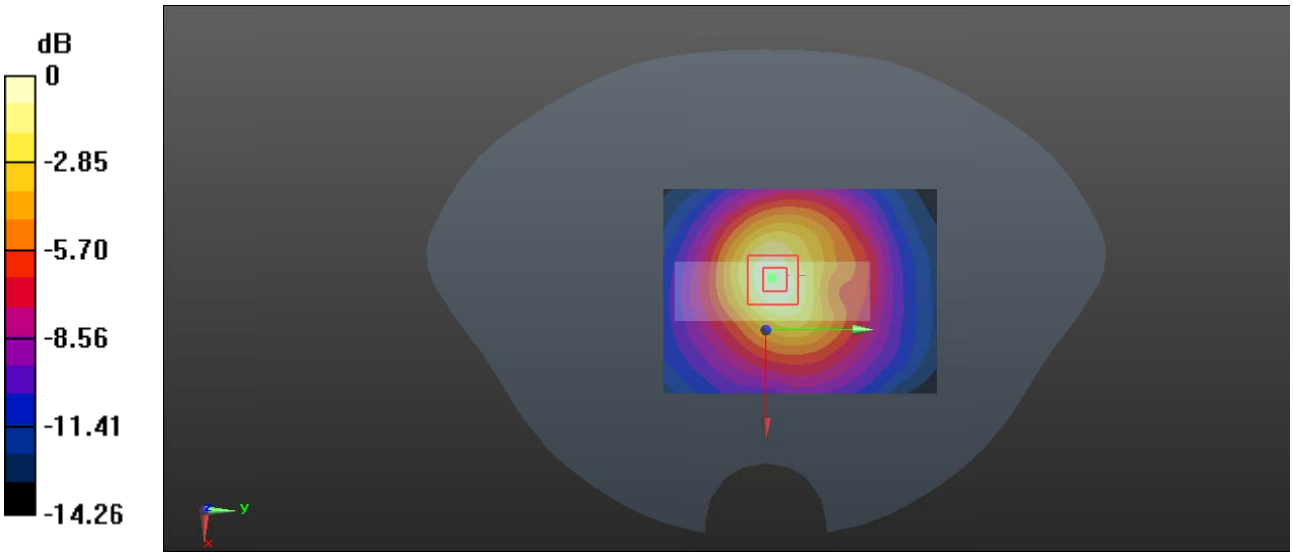


0 dB = 0.176 W/kg = -7.54 dBW/kg

**Test Plot 4#: GSM 850_Body Top_Middle**

**DUT: Mobile WiFi; Type: UZ-211-1; Serial: RBJ190927050-SA-S1**

Communication System: Generic GPRS-3 slots; Frequency: 836.6 MHz;Duty Cycle: 1:2.66
Medium parameters used: f = 836.6 MHz; $\sigma$ = 0.909 S/m; $\varepsilon_r$ = 40.795; $\rho$ = 1000 kg/m$^3$ ;
Phantom section: Flat Section

DASY5 Configuration:

- Probe: EX3DV4 - SN7329; ConvF(9.97, 9.97, 9.97) @836.6 MHz; Calibrated: 2019/10/22;
- Sensor-Surface: 1.4mm (Mechanical Surface Detection)
- Electronics: DAE4 Sn772;Calibrated: 2019/10/6
- Phantom: Twin SAM; Type: Twin SAM V5.0; Serial: TP:1412
- Measurement SW: DASY52, Version 52.10 (2); SEMCAD X Version 14.6.12 (7470)

**Area Scan (61x81x1):**Interpolated grid: dx=1.500 mm, dy=1.500 mm
Maximum value of SAR (interpolated) = 0.119 W/kg

**Zoom Scan (5x5x7)/Cube 0:**Measurement grid: dx=8mm, dy=8mm, dz=5mm
Reference Value = 12.48 V/m; Power Drift = -0.02 dB
Peak SAR (extrapolated) = 0.149 W/kg
**SAR(1 g) = 0.108 W/kg; SAR(10 g) = 0.075 W/kg**
Maximum value of SAR (measured) = 0.116 W/kg

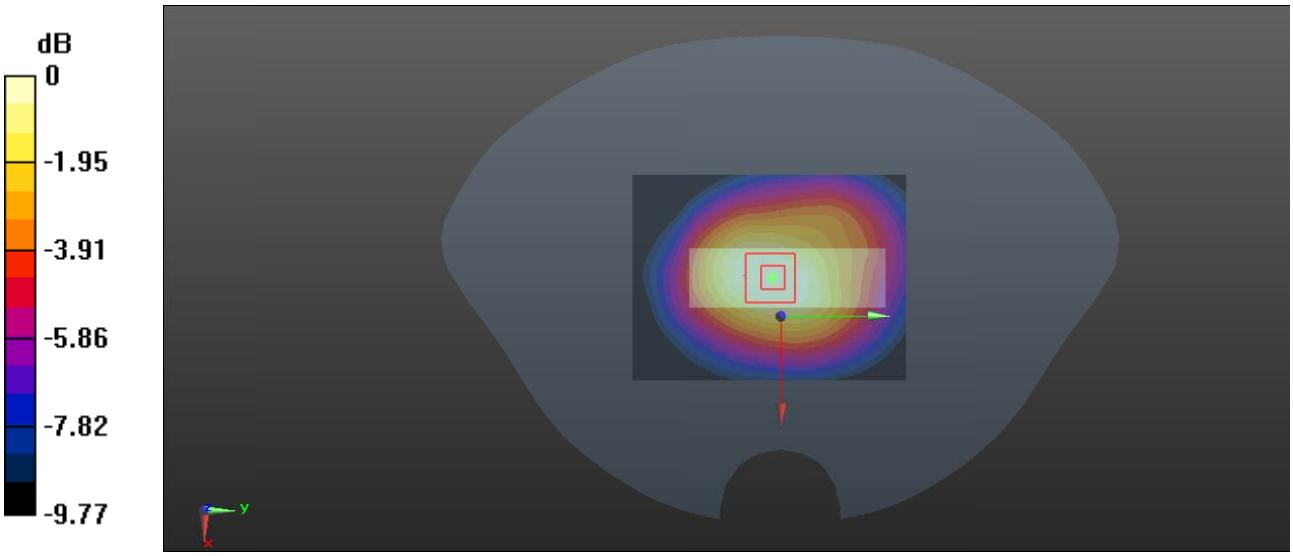


0 dB = 0.116 W/kg = -9.36 dBW/kg

**Test Plot 5#: PCS 1900_Body Back_Low**

**DUT: Mobile WiFi; Type: UZ-211-1; Serial: RBJ190927050-SA-S1**

Communication System: Generic GPRS-4 slots; Frequency: 1850.2 MHz;Duty Cycle: 1:2
Medium parameters used: f = 1850.2 MHz; $\sigma$ = 1.367 S/m; $\varepsilon_r$ = 39.356; $\rho$ = 1000 kg/m$^3$ ;
Phantom section: Flat Section

DASY5 Configuration:

- Probe: EX3DV4 - SN7329; ConvF(8.29, 8.29, 8.29) @1850.2 MHz; Calibrated: 2019/10/22;
- Sensor-Surface: 1.4mm (Mechanical Surface Detection)
- Electronics: DAE4 Sn772;Calibrated: 2019/10/6
- Phantom: Twin SAM; Type: Twin SAM V5.0; Serial: TP:1412
- Measurement SW: DASY52, Version 52.10 (2); SEMCAD X Version 14.6.12 (7470)

**Area Scan (71x71x1):**Interpolated grid: dx=1.500 mm, dy=1.500 mm
Maximum value of SAR (interpolated) = 1.50 W/kg

**Zoom Scan (5x5x7)/Cube 0:**Measurement grid: dx=8mm, dy=8mm, dz=5mm
Reference Value = 8.185 V/m; Power Drift = -0.03 dB
Peak SAR (extrapolated) = 1.79 W/kg
**SAR(1 g) = 1 W/kg; SAR(10 g) = 0.553 W/kg**
Maximum value of SAR (measured) = 1.51 W/kg

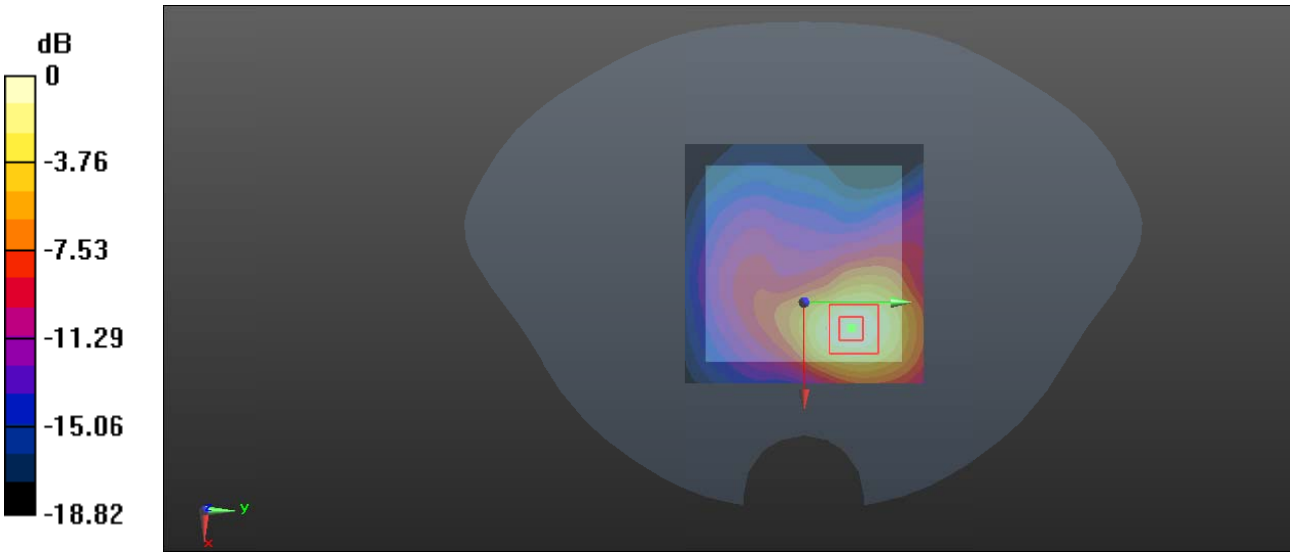


0 dB = 1.51 W/kg = 1.79 dBW/kg

**Test Plot 6#: PCS 1900_Body Back_Middle**

**DUT: Mobile WiFi; Type: UZ-211-1; Serial: RBJ190927050-SA-S1**

Communication System: Generic GPRS-4 slots; Frequency: 1880 MHz;Duty Cycle: 1:2
Medium parameters used: f = 1880 MHz; $\sigma$ = 1.37 S/m; $\varepsilon_r$ = 38.925; $\rho$ = 1000 kg/m$^3$ ;
Phantom section: Flat Section

DASY5 Configuration:

- Probe: EX3DV4 - SN7329; ConvF(8.29, 8.29, 8.29) @1880 MHz; Calibrated: 2019/10/22;
- Sensor-Surface: 1.4mm (Mechanical Surface Detection)
- Electronics: DAE4 Sn772;Calibrated: 2019/10/6
- Phantom: Twin SAM; Type: Twin SAM V5.0; Serial: TP:1412
- Measurement SW: DASY52, Version 52.10 (2); SEMCAD X Version 14.6.12 (7470)

**Area Scan (71x71x1):**Interpolated grid: dx=1.500 mm, dy=1.500 mm
Maximum value of SAR (interpolated) = 1.28 W/kg

**Zoom Scan (5x5x7)/Cube 0:**Measurement grid: dx=8mm, dy=8mm, dz=5mm
Reference Value = 7.316 V/m; Power Drift = 0.01 dB
Peak SAR (extrapolated) = 1.54 W/kg
**SAR(1 g) = 0.864 W/kg; SAR(10 g) = 0.477 W/kg**
Maximum value of SAR (measured) = 1.29 W/kg




0 dB = 1.29 W/kg = 1.11 dBW/kg

**Test Plot 7#: PCS 1900_Body Back_High**

**DUT: Mobile WiFi; Type: UZ-211-1; Serial: RBJ190927050-SA-S1**

Communication System: Generic GPRS-4 slots; Frequency: 1909.8 MHz;Duty Cycle: 1:2
Medium parameters used: f = 1909.8 MHz; $\sigma$ = 1.416 S/m; $\varepsilon_r$ = 39.011; $\rho$ = 1000 kg/m$^3$ ;
Phantom section: Flat Section

DASY5 Configuration:

- Probe: EX3DV4 - SN7329; ConvF(8.29, 8.29, 8.29) @1909.8 MHz; Calibrated: 2019/10/22;
- Sensor-Surface: 1.4mm (Mechanical Surface Detection)
- Electronics: DAE4 Sn772;Calibrated: 2019/10/6
- Phantom: Twin SAM; Type: Twin SAM V5.0; Serial: TP:1412
- Measurement SW: DASY52, Version 52.10 (2); SEMCAD X Version 14.6.12 (7470)

**Area Scan (71x71x1):**Interpolated grid: dx=1.500 mm, dy=1.500 mm
Maximum value of SAR (interpolated) = 1.12 W/kg

**Zoom Scan (5x5x7)/Cube 0:**Measurement grid: dx=8mm, dy=8mm, dz=5mm
Reference Value = 6.691 V/m; Power Drift = -0.10 dB
Peak SAR (extrapolated) = 1.38 W/kg
**SAR(1 g) = 0.758 W/kg; SAR(10 g) = 0.419 W/kg**
Maximum value of SAR (measured) = 1.15 W/kg

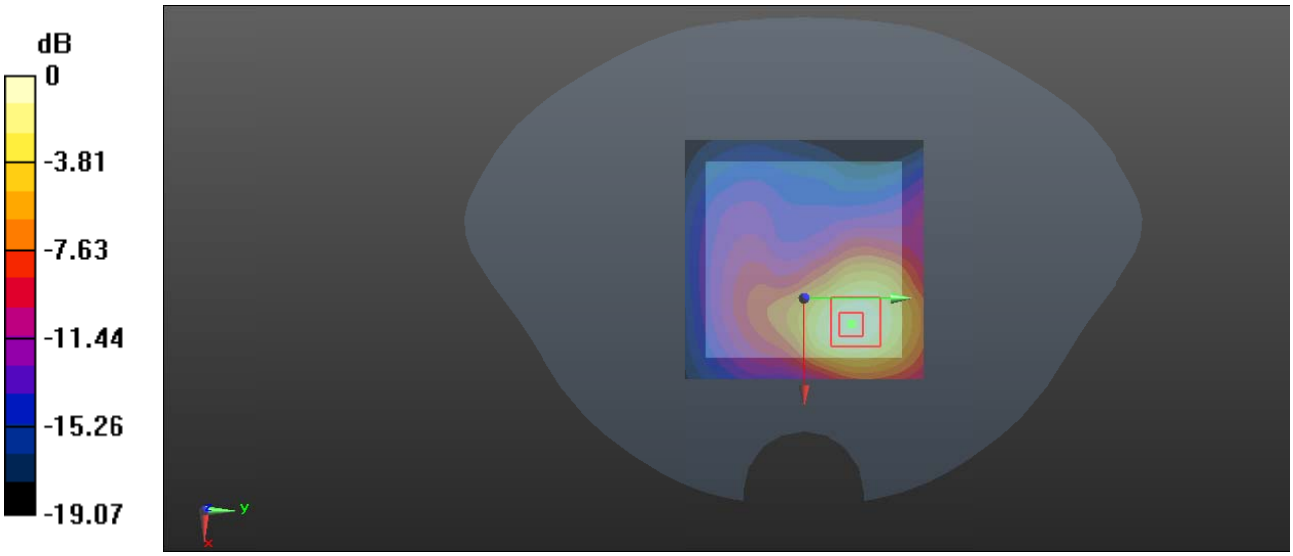


0 dB = 1.15 W/kg = 0.61 dBW/kg

**Test Plot 8#: PCS 1900_Body Front_Middle**

**DUT: Mobile WiFi; Type: UZ-211-1; Serial: RBJ190927050-SA-S1**

Communication System: Generic GPRS-4 slots; Frequency: 1880 MHz;Duty Cycle: 1:2
Medium parameters used: f = 1880 MHz; $\sigma$ = 1.37 S/m; $\varepsilon_r$ = 38.925; $\rho$ = 1000 kg/m$^3$ ;
Phantom section: Flat Section

DASY5 Configuration:

- Probe: EX3DV4 - SN7329; ConvF(8.29, 8.29, 8.29) @1880 MHz; Calibrated: 2019/10/22;
- Sensor-Surface: 1.4mm (Mechanical Surface Detection)
- Electronics: DAE4 Sn772;Calibrated: 2019/10/6
- Phantom: Twin SAM; Type: Twin SAM V5.0; Serial: TP:1412
- Measurement SW: DASY52, Version 52.10 (2); SEMCAD X Version 14.6.12 (7470)

**Area Scan (81x71x1):**Interpolated grid: dx=1.500 mm, dy=1.500 mm
Maximum value of SAR (interpolated) = 0.114 W/kg

**Zoom Scan (5x5x7)/Cube 0:**Measurement grid: dx=8mm, dy=8mm, dz=5mm
Reference Value = 3.752 V/m; Power Drift = 0.10 dB
Peak SAR (extrapolated) = 0.137 W/kg
**SAR(1 g) = 0.079 W/kg; SAR(10 g) = 0.046 W/kg**
Maximum value of SAR (measured) = 0.113 W/kg

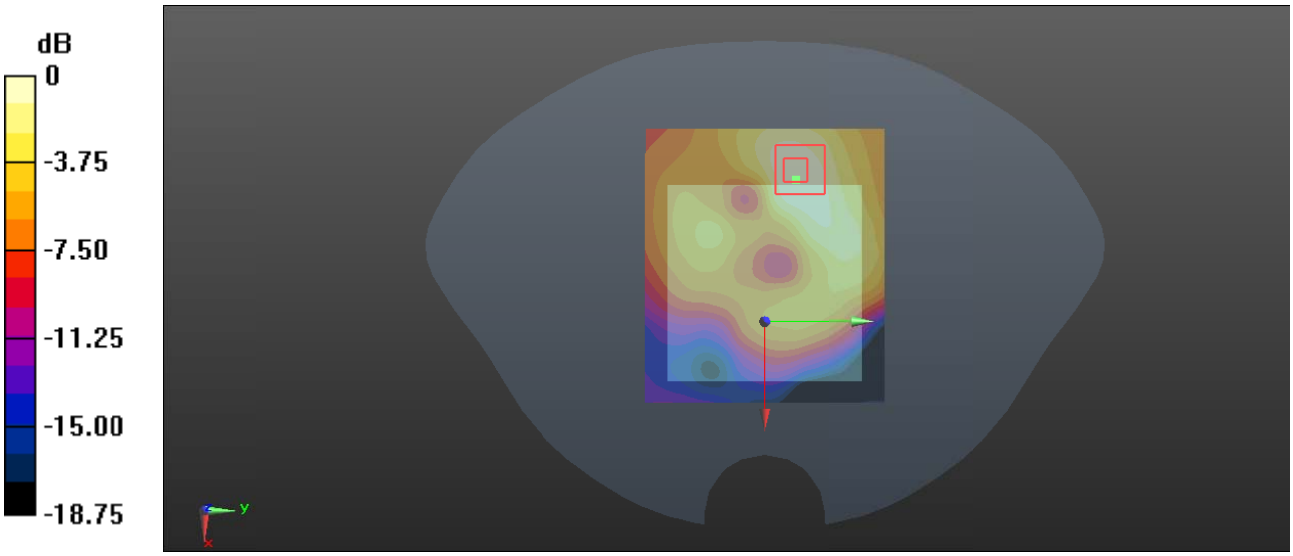


0 dB = 0.113 W/kg = -9.47 dBW/kg

**Test Plot 9#: PCS 1900_Body Left_Low**

**DUT: Mobile WiFi; Type: UZ-211-1; Serial: RBJ190927050-SA-S1**

Communication System: Generic GPRS-4 slots; Frequency: 1850.2 MHz;Duty Cycle: 1:2
Medium parameters used: f = 1850.2 MHz; $\sigma$ = 1.367 S/m; $\varepsilon_r$ = 39.356; $\rho$ = 1000 kg/m$^3$ ;
Phantom section: Flat Section

DASY5 Configuration:

- Probe: EX3DV4 - SN7329; ConvF(8.29, 8.29, 8.29) @1850.2 MHz; Calibrated: 2019/10/22;
- Sensor-Surface: 1.4mm (Mechanical Surface Detection)
- Electronics: DAE4 Sn772;Calibrated: 2019/10/6
- Phantom: Twin SAM; Type: Twin SAM V5.0; Serial: TP:1412
- Measurement SW: DASY52, Version 52.10 (2); SEMCAD X Version 14.6.12 (7470)

**Area Scan (41x71x1):**Interpolated grid: dx=1.500 mm, dy=1.500 mm
Maximum value of SAR (interpolated) = 1.47 W/kg

**Zoom Scan (5x5x7)/Cube 0:**Measurement grid: dx=8mm, dy=8mm, dz=5mm
Reference Value = 22.42 V/m; Power Drift = 0.15 dB
Peak SAR (extrapolated) = 1.72 W/kg
**SAR(1 g) = 0.960 W/kg; SAR(10 g) = 0.527 W/kg**
Maximum value of SAR (measured) = 1.45 W/kg

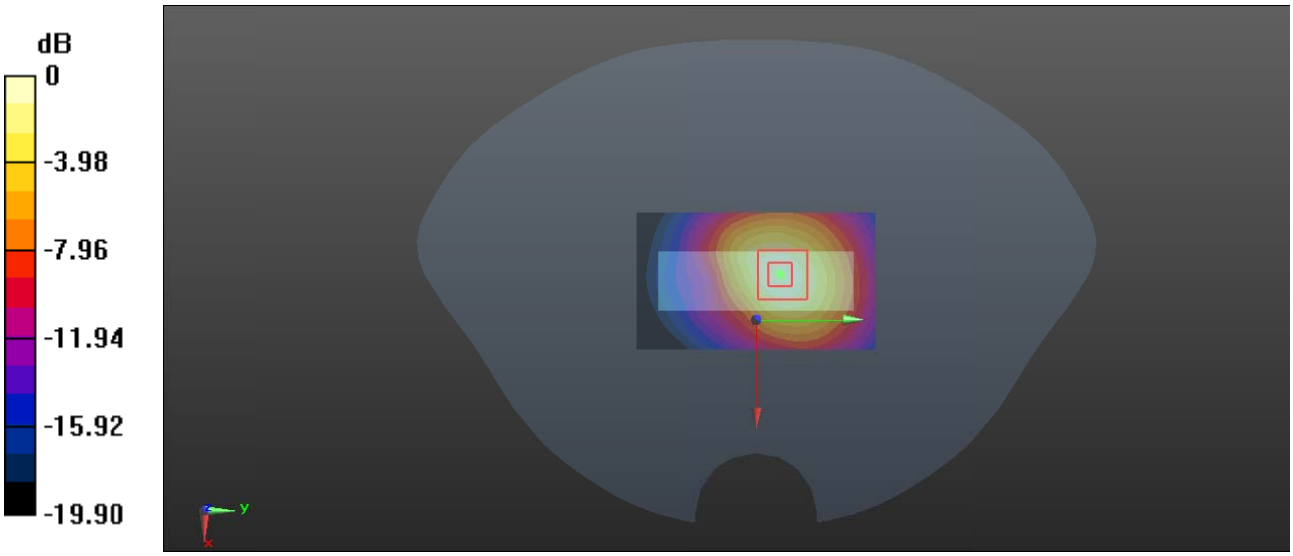


0 dB = 1.45 W/kg = 1.61 dBW/kg

**Test Plot 10#: PCS 1900_Body Left_Middle**

**DUT: Mobile WiFi; Type: UZ-211-1; Serial: RBJ190927050-SA-S1**

Communication System: Generic GPRS-4 slots; Frequency: 1880 MHz;Duty Cycle: 1:2
Medium parameters used: f = 1880 MHz; $\sigma$ = 1.37 S/m; $\varepsilon_r$ = 38.925; $\rho$ = 1000 kg/m$^3$ ;
Phantom section: Flat Section

DASY5 Configuration:

- Probe: EX3DV4 - SN7329; ConvF(8.29, 8.29, 8.29) @1880 MHz; Calibrated: 2019/10/22;
- Sensor-Surface: 1.4mm (Mechanical Surface Detection)
- Electronics: DAE4 Sn772;Calibrated: 2019/10/6
- Phantom: Twin SAM; Type: Twin SAM V5.0; Serial: TP:1412
- Measurement SW: DASY52, Version 52.10 (2); SEMCAD X Version 14.6.12 (7470)

**Area Scan (41x71x1):**Interpolated grid: dx=1.500 mm, dy=1.500 mm
Maximum value of SAR (interpolated) = 1.11 W/kg

**Zoom Scan (5x5x7)/Cube 0:**Measurement grid: dx=8mm, dy=8mm, dz=5mm
Reference Value = 19.47 V/m; Power Drift = 0.12 dB
Peak SAR (extrapolated) = 1.46 W/kg
**SAR(1 g) = 0.813 W/kg; SAR(10 g) = 0.445 W/kg**
Maximum value of SAR (measured) = 1.21 W/kg

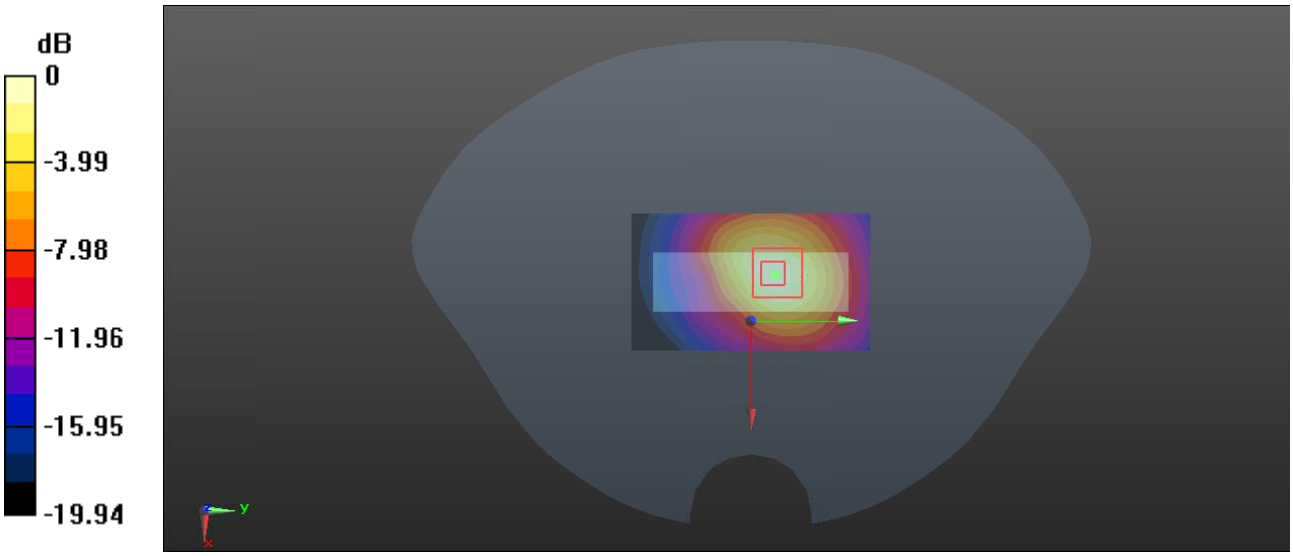


0 dB = 1.21 W/kg = 0.83 dBW/kg

**Test Plot 11#: PCS 1900_Body Left_High**

**DUT: Mobile WiFi; Type: UZ-211-1; Serial: RBJ190927050-SA-S1**

Communication System: Generic GPRS-4 slots; Frequency: 1909.8 MHz;Duty Cycle: 1:2
Medium parameters used: f = 1909.8 MHz; $\sigma$ = 1.416 S/m; $\varepsilon_r$ = 39.011; $\rho$ = 1000 kg/m$^3$ ;
Phantom section: Flat Section

DASY5 Configuration:

- Probe: EX3DV4 - SN7329; ConvF(8.29, 8.29, 8.29) @1909.8 MHz; Calibrated: 2019/10/22;
- Sensor-Surface: 1.4mm (Mechanical Surface Detection)
- Electronics: DAE4 Sn772;Calibrated: 2019/10/6
- Phantom: Twin SAM; Type: Twin SAM V5.0; Serial: TP:1412
- Measurement SW: DASY52, Version 52.10 (2); SEMCAD X Version 14.6.12 (7470)

**Area Scan (41x71x1):**Interpolated grid: dx=1.500 mm, dy=1.500 mm
Maximum value of SAR (interpolated) = 1.17 W/kg

**Zoom Scan (5x5x7)/Cube 0:**Measurement grid: dx=8mm, dy=8mm, dz=5mm
Reference Value = 19.72 V/m; Power Drift = 0.11 dB
Peak SAR (extrapolated) = 1.38 W/kg
**SAR(1 g) = 0.756 W/kg; SAR(10 g) = 0.407 W/kg**
Maximum value of SAR (measured) = 1.13 W/kg

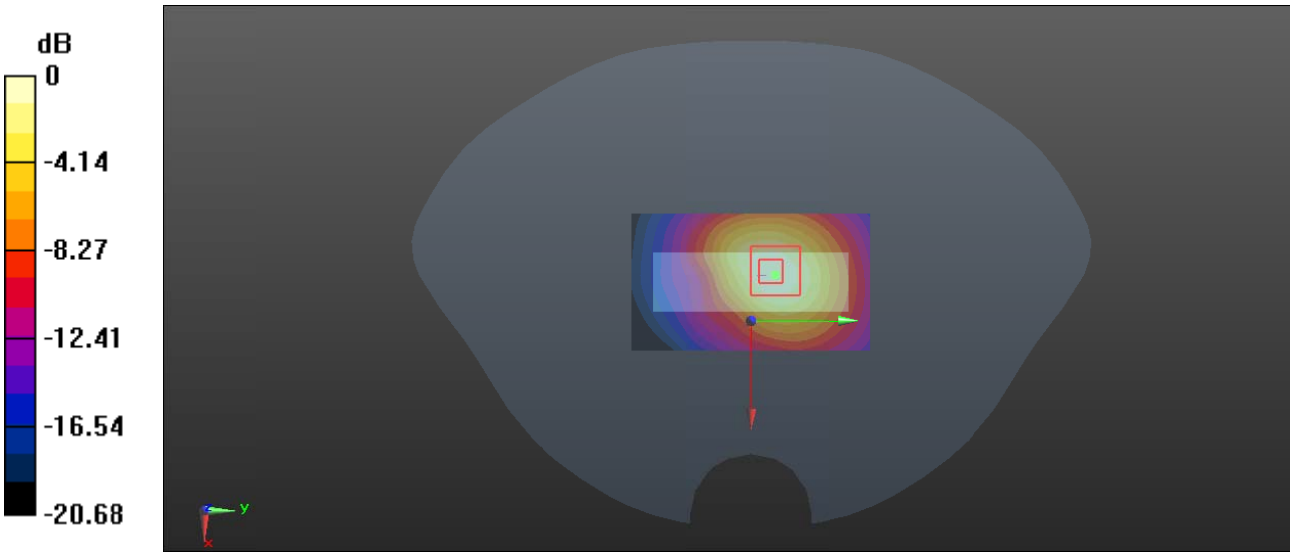


0 dB = 1.13 W/kg = 0.53 dBW/kg

**Test Plot 12#: PCS 1900_Body Top_Middle**

**DUT: Mobile WiFi; Type: UZ-211-1; Serial: RBJ190927050-SA-S1**

Communication System: Generic GPRS-4 slots; Frequency: 1880 MHz;Duty Cycle: 1:2
Medium parameters used: f = 1880 MHz; $\sigma$ = 1.37 S/m; $\varepsilon_r$ = 38.925; $\rho$ = 1000 kg/m$^3$ ;
Phantom section: Flat Section

DASY5 Configuration:

- Probe: EX3DV4 - SN7329; ConvF(8.29, 8.29, 8.29) @1880 MHz; Calibrated: 2019/10/22;
- Sensor-Surface: 1.4mm (Mechanical Surface Detection)
- Electronics: DAE4 Sn772;Calibrated: 2019/10/6
- Phantom: Twin SAM; Type: Twin SAM V5.0; Serial: TP:1412
- Measurement SW: DASY52, Version 52.10 (2); SEMCAD X Version 14.6.12 (7470)

**Area Scan (41x71x1):**Interpolated grid: dx=1.500 mm, dy=1.500 mm
Maximum value of SAR (interpolated) = 0.239 W/kg

**Zoom Scan (5x5x7)/Cube 0:**Measurement grid: dx=8mm, dy=8mm, dz=5mm
Reference Value = 8.036 V/m; Power Drift = 0.06 dB
Peak SAR (extrapolated) = 0.293 W/kg
**SAR(1 g) = 0.169 W/kg; SAR(10 g) = 0.101 W/kg**
Maximum value of SAR (measured) = 0.246 W/kg

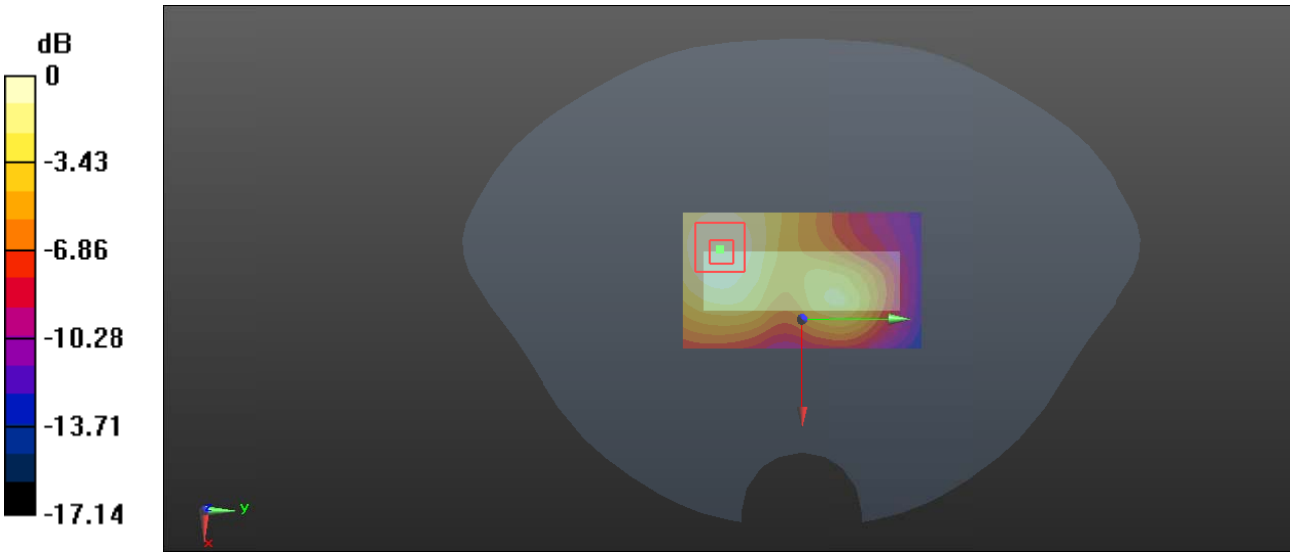


0 dB = 0.246 W/kg = -6.09 dBW/kg

**Test Plot 13#: WCDMA Band 2_Body Back_Middle**

**DUT: Mobile WiFi; Type: UZ-211-1; Serial: RBJ190927050-SA-S1**

Communication System: Generic WCDMA; Frequency: 1880 MHz;Duty Cycle: 1:1
Medium parameters used: f = 1880 MHz; $\sigma$ = 1.388 S/m; $\varepsilon_r$ = 38.953; $\rho$ = 1000 kg/m$^3$ ;
Phantom section: Flat Section

DASY5 Configuration:

- Probe: EX3DV4 - SN7329; ConvF(8.29, 8.29, 8.29) @1880 MHz; Calibrated: 2019/10/22;
- Sensor-Surface: 1.4mm (Mechanical Surface Detection)
- Electronics: DAE4 Sn772;Calibrated: 2019/10/6
- Phantom: Twin SAM; Type: Twin SAM V5.0; Serial: TP:1412
- Measurement SW: DASY52, Version 52.10 (2); SEMCAD X Version 14.6.12 (7470)

**Area Scan (71x71x1):**Interpolated grid: dx=1.500 mm, dy=1.500 mm
Maximum value of SAR (interpolated) = 0.904 W/kg

**Zoom Scan (5x5x7)/Cube 0:**Measurement grid: dx=8mm, dy=8mm, dz=5mm
Reference Value = 4.473 V/m; Power Drift = 0.14 dB
Peak SAR (extrapolated) = 1.06 W/kg
**SAR(1 g) = 0.572 W/kg; SAR(10 g) = 0.308 W/kg**
Maximum value of SAR (measured) = 0.875 W/kg




0 dB = 0.875 W/kg = -0.58 dBW/kg

**est Plot 14#: WCDMA Band 2_Body Front_Middle**

**DUT: Mobile WiFi; Type: UZ-211-1; Serial: RBJ190927050-SA-S1**

Communication System: Generic WCDMA; Frequency: 1880 MHz;Duty Cycle: 1:1
Medium parameters used: f = 1880 MHz; $\sigma$ = 1.388 S/m; $\varepsilon_r$ = 38.953; $\rho$ = 1000 kg/m$^3$ ;
Phantom section: Flat Section

DASY5 Configuration:

- Probe: EX3DV4 - SN7329; ConvF(8.29, 8.29, 8.29) @1880 MHz; Calibrated: 2019/10/22;
- Sensor-Surface: 1.4mm (Mechanical Surface Detection)
- Electronics: DAE4 Sn772;Calibrated: 2019/10/6
- Phantom: Twin SAM; Type: Twin SAM V5.0; Serial: TP:1412
- Measurement SW: DASY52, Version 52.10 (2); SEMCAD X Version 14.6.12 (7470)

**Area Scan (81x71x1):**Interpolated grid: dx=1.500 mm, dy=1.500 mm
Maximum value of SAR (interpolated) = 0.0817 W/kg

**Zoom Scan (5x5x7)/Cube 0:**Measurement grid: dx=8mm, dy=8mm, dz=5mm
Reference Value = 3.246 V/m; Power Drift = 0.17 dB
Peak SAR (extrapolated) = 0.101 W/kg
**SAR(1 g) = 0.056 W/kg; SAR(10 g) = 0.032 W/kg**
Maximum value of SAR (measured) = 0.0833 W/kg

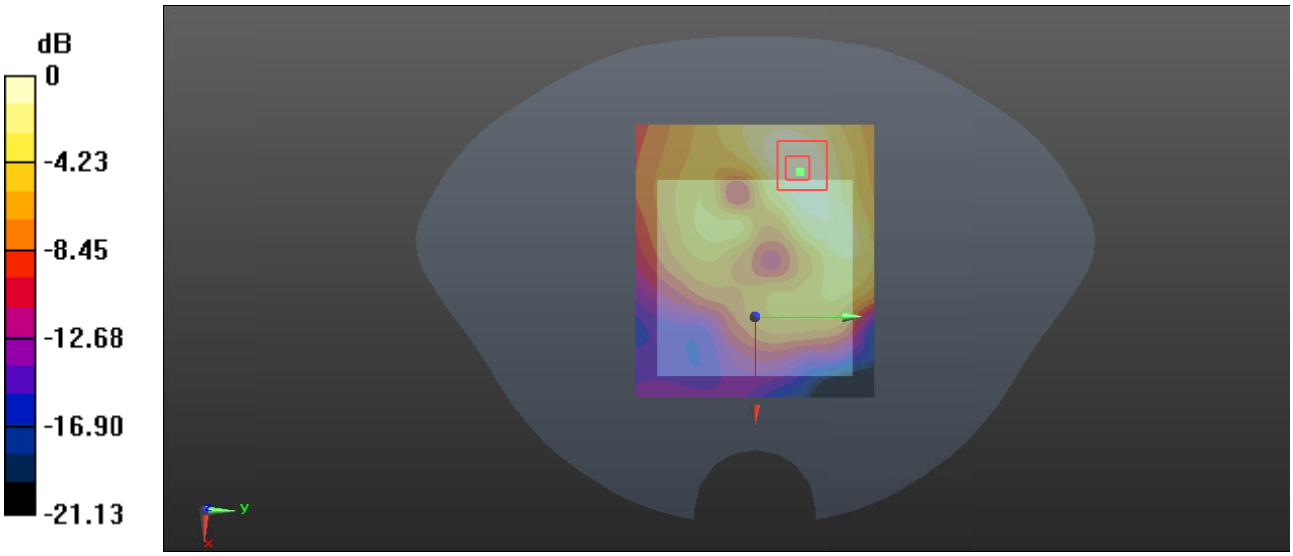


0 dB = 0.0833 W/kg = -10.79 dBW/kg

**Test Plot 15#: WCDMA Band 2_Body Left_Middle**

**DUT: Mobile WiFi; Type: UZ-211-1; Serial: RBJ190927050-SA-S1**

Communication System: Generic WCDMA; Frequency: 1880 MHz;Duty Cycle: 1:1
Medium parameters used: f = 1880 MHz; $\sigma$ = 1.388 S/m; $\varepsilon_r$ = 38.953; $\rho$ = 1000 kg/m$^3$ ;
Phantom section: Flat Section

DASY5 Configuration:

- Probe: EX3DV4 - SN7329; ConvF(8.29, 8.29, 8.29) @1880 MHz; Calibrated: 2019/10/22;
- Sensor-Surface: 1.4mm (Mechanical Surface Detection)
- Electronics: DAE4 Sn772;Calibrated: 2019/10/6
- Phantom: Twin SAM; Type: Twin SAM V5.0; Serial: TP:1412
- Measurement SW: DASY52, Version 52.10 (2); SEMCAD X Version 14.6.12 (7470)

**Area Scan (61x81x1):**Interpolated grid: dx=1.500 mm, dy=1.500 mm
Maximum value of SAR (interpolated) = 0.630 W/kg

**Zoom Scan (5x5x7)/Cube 0:**Measurement grid: dx=8mm, dy=8mm, dz=5mm
Reference Value = 12.50 V/m; Power Drift = 0.11 dB
Peak SAR (extrapolated) = 0.704 W/kg
**SAR(1 g) = 0.406 W/kg; SAR(10 g) = 0.224 W/kg**
Maximum value of SAR (measured) = 0.447 W/kg

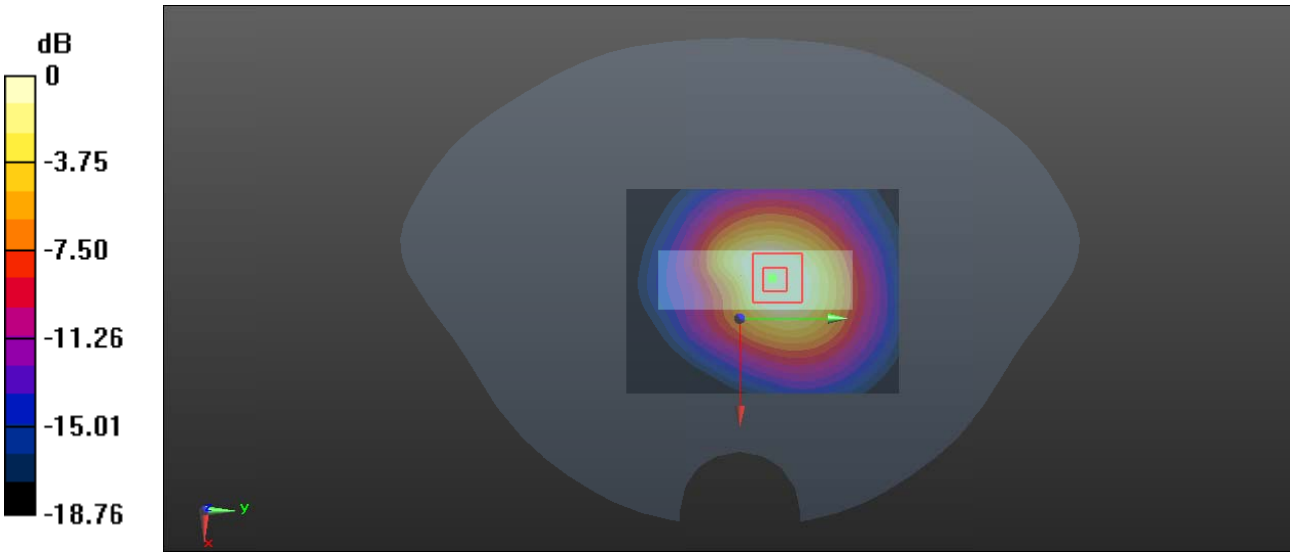


0 dB = 0.447 W/kg = -3.50 dBW/kg

**Test Plot 16#: WCDMA Band 2_Body Top_Middle**

**DUT: Mobile WiFi; Type: UZ-211-1; Serial: RBJ190927050-SA-S1**

Communication System: Generic WCDMA; Frequency: 1880 MHz;Duty Cycle: 1:1
Medium parameters used: f = 1880 MHz; $\sigma$ = 1.388 S/m; $\varepsilon_r$ = 38.953; $\rho$ = 1000 kg/m$^3$ ;
Phantom section: Flat Section

DASY5 Configuration:

- Probe: EX3DV4 - SN7329; ConvF(8.29, 8.29, 8.29) @1880 MHz; Calibrated: 2019/10/22;
- Sensor-Surface: 1.4mm (Mechanical Surface Detection)
- Electronics: DAE4 Sn772;Calibrated: 2019/10/6
- Phantom: Twin SAM; Type: Twin SAM V5.0; Serial: TP:1412
- Measurement SW: DASY52, Version 52.10 (2); SEMCAD X Version 14.6.12 (7470)

**Area Scan (41x81x1):**Interpolated grid: dx=1.500 mm, dy=1.500 mm
Maximum value of SAR (interpolated) = 0.130 W/kg

**Zoom Scan (5x5x7)/Cube 0:**Measurement grid: dx=8mm, dy=8mm, dz=5mm
Reference Value = 5.954 V/m; Power Drift = 0.03 dB
Peak SAR (extrapolated) = 0.151 W/kg
**SAR(1 g) = 0.090 W/kg; SAR(10 g) = 0.055 W/kg**
Maximum value of SAR (measured) = 0.128 W/kg

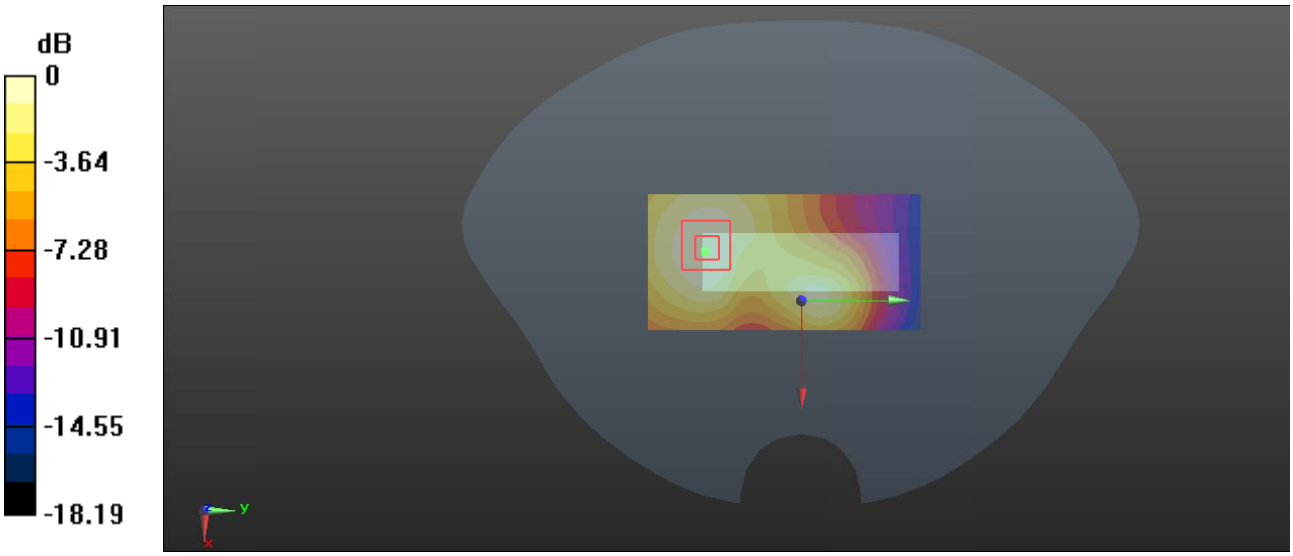


0 dB = 0.128 W/kg = -8.93 dBW/kg

**Test Plot 17#: LTE Band 2_Body Back_1RB_Middle**

**DUT: Mobile WiFi; Type: UZ-211-1; Serial: RBJ190927050-SA-S1**

Communication System: Generic FDD-LTE; Frequency: 1880 MHz;Duty Cycle: 1:1
Medium parameters used: f = 1880 MHz; $\sigma$ = 1.388 S/m; $\varepsilon_r$ = 38.953; $\rho$ = 1000 kg/m$^3$ ;
Phantom section: Flat Section

DASY5 Configuration:

- Probe: EX3DV4 - SN7329; ConvF(8.29, 8.29, 8.29) @1880 MHz; Calibrated: 2019/10/22;
- Sensor-Surface: 1.4mm (Mechanical Surface Detection)
- Electronics: DAE4 Sn772;Calibrated: 2019/10/6
- Phantom: Twin SAM; Type: Twin SAM V5.0; Serial: TP:1412
- Measurement SW: DASY52, Version 52.10 (2); SEMCAD X Version 14.6.12 (7470)

**Area Scan (71x71x1):**Interpolated grid: dx=1.500 mm, dy=1.500 mm
Maximum value of SAR (interpolated) = 0.896 W/kg

**Zoom Scan (5x5x7)/Cube 0:**Measurement grid: dx=8mm, dy=8mm, dz=5mm
Reference Value = 6.971 V/m; Power Drift = -0.08 dB
Peak SAR (extrapolated) = 0.994 W/kg
**SAR(1 g) = 0.577 W/kg; SAR(10 g) = 0.323 W/kg**
Maximum value of SAR (measured) = 0.631 W/kg

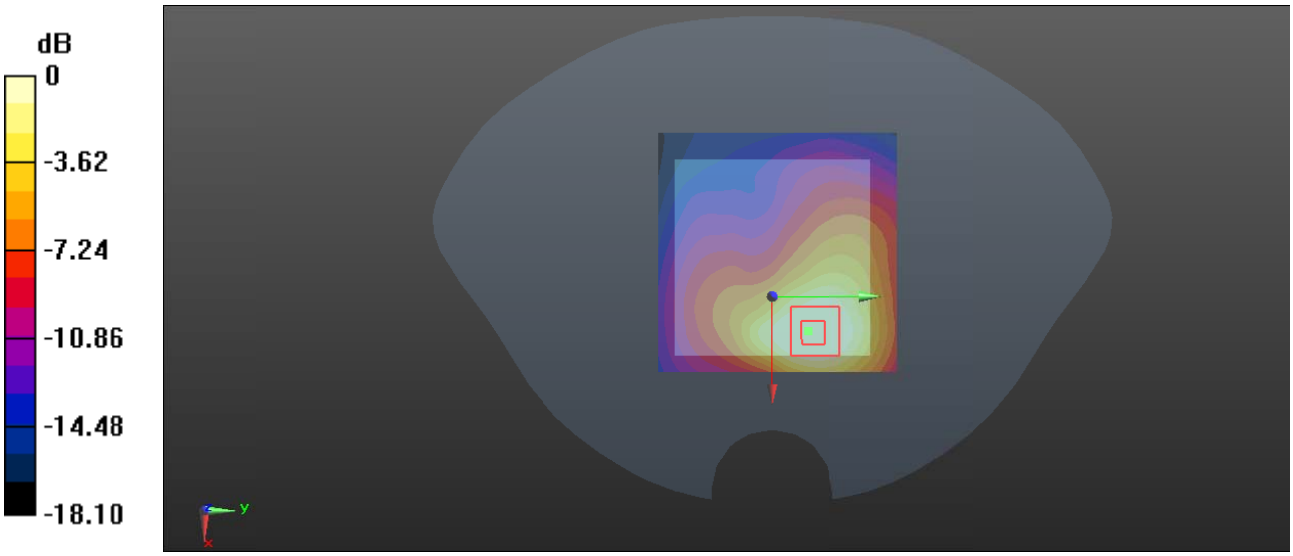


0 dB = 0.631 W/kg = -2.00 dBW/kg

**Test Plot 18#: LTE Band 2_Body Back_50%RB_Middle**

**DUT: Mobile WiFi; Type: UZ-211-1; Serial: RBJ190927050-SA-S1**

Communication System: Generic FDD-LTE; Frequency: 1880 MHz;Duty Cycle: 1:1
Medium parameters used: f = 1880 MHz; $\sigma$ = 1.388 S/m; $\varepsilon_r$ = 38.953; $\rho$ = 1000 kg/m$^3$ ;
Phantom section: Flat Section

DASY5 Configuration:

- Probe: EX3DV4 - SN7329; ConvF(8.29, 8.29, 8.29) @1880 MHz; Calibrated: 2019/10/22;
- Sensor-Surface: 1.4mm (Mechanical Surface Detection)
- Electronics: DAE4 Sn772;Calibrated: 2019/10/6
- Phantom: Twin SAM; Type: Twin SAM V5.0; Serial: TP:1412
- Measurement SW: DASY52, Version 52.10 (2); SEMCAD X Version 14.6.12 (7470)

**Area Scan (71x71x1):**Interpolated grid: dx=1.500 mm, dy=1.500 mm
Maximum value of SAR (interpolated) = 0.837 W/kg

**Zoom Scan (5x5x7)/Cube 0:**Measurement grid: dx=8mm, dy=8mm, dz=5mm
Reference Value = 15.07 V/m; Power Drift = -0.10 dB
Peak SAR (extrapolated) = 0.908 W/kg
**SAR(1 g) = 0.523 W/kg; SAR(10 g) = 0.291 W/kg**
Maximum value of SAR (measured) = 0.559 W/kg

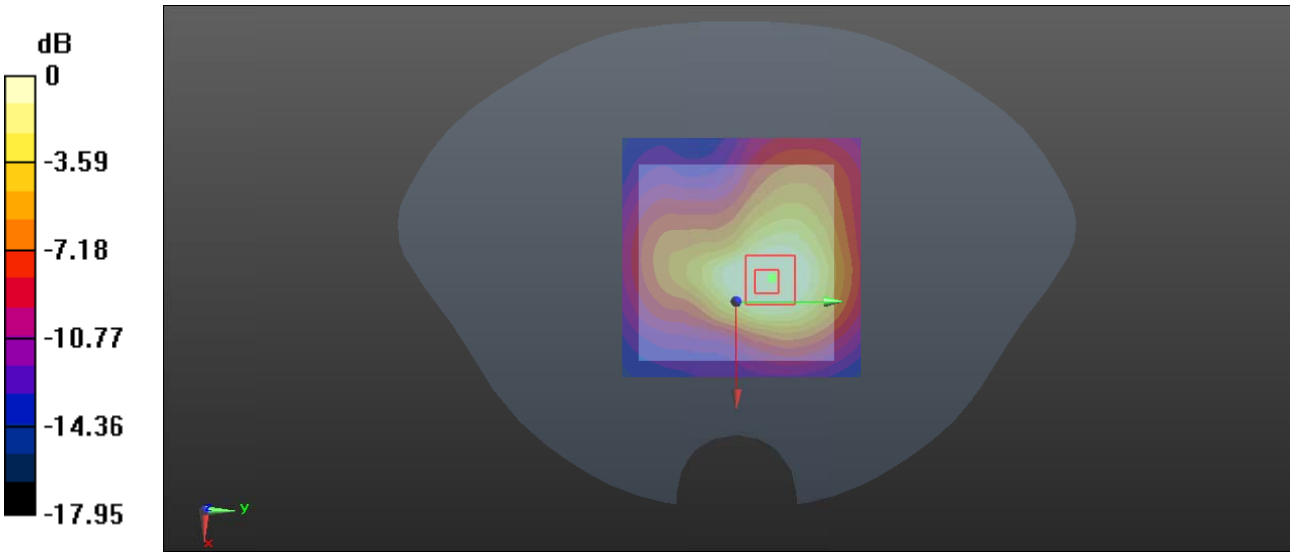


0 dB = 0.559 W/kg = -2.53 dBW/kg

**Test Plot 19#: LTE Band 2_Body Front_1RB_Middle**

**DUT: Mobile WiFi; Type: UZ-211-1; Serial: RBJ190927050-SA-S1**

Communication System: Generic FDD-LTE; Frequency: 1880 MHz;Duty Cycle: 1:1
Medium parameters used: f = 1880 MHz; $\sigma$ = 1.388 S/m; $\varepsilon_r$ = 38.953; $\rho$ = 1000 kg/m$^3$ ;
Phantom section: Flat Section

DASY5 Configuration:

- Probe: EX3DV4 - SN7329; ConvF(8.29, 8.29, 8.29) @1880 MHz; Calibrated: 2019/10/22;
- Sensor-Surface: 1.4mm (Mechanical Surface Detection)
- Electronics: DAE4 Sn772;Calibrated: 2019/10/6
- Phantom: Twin SAM; Type: Twin SAM V5.0; Serial: TP:1412
- Measurement SW: DASY52, Version 52.10 (2); SEMCAD X Version 14.6.12 (7470)

**Area Scan (81x71x1):**Interpolated grid: dx=1.500 mm, dy=1.500 mm
Maximum value of SAR (interpolated) = 0.0646 W/kg

**Zoom Scan (5x5x7)/Cube 0:**Measurement grid: dx=8mm, dy=8mm, dz=5mm
Reference Value = 4.166 V/m; Power Drift = 0.16 dB
Peak SAR (extrapolated) = 0.0990 W/kg
**SAR(1 g) = 0.060 W/kg; SAR(10 g) = 0.036 W/kg**
Maximum value of SAR (measured) = 0.0639 W/kg

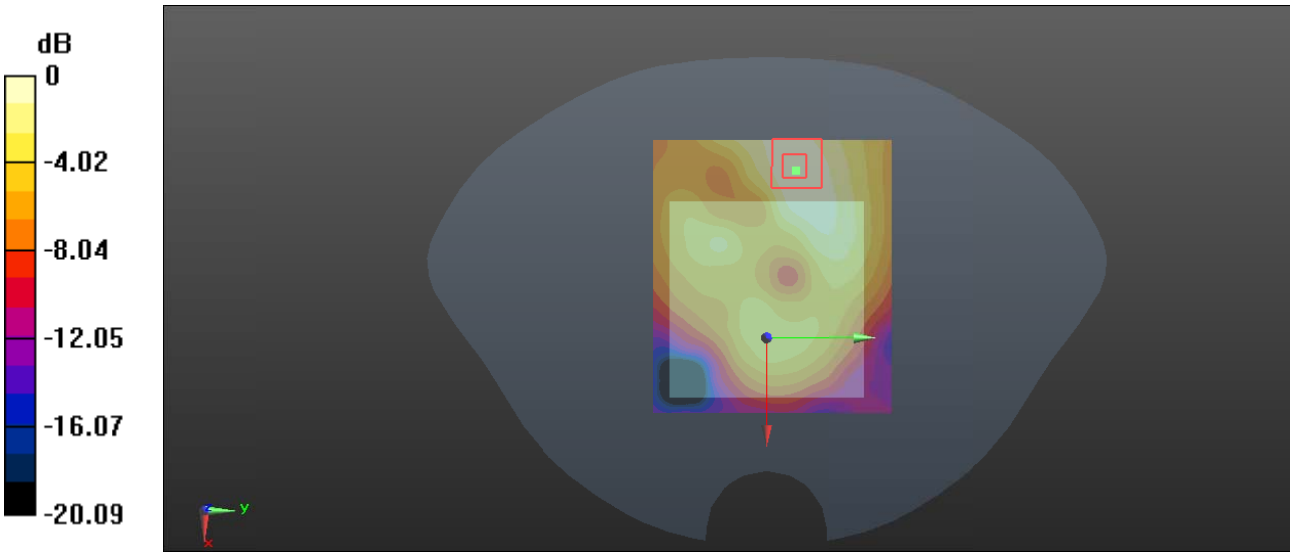


0 dB = 0.0639 W/kg = -11.94 dBW/kg

**Test Plot 20#: LTE Band 2_Body Front_50%RB_Middle**

**DUT: Mobile WiFi; Type: UZ-211-1; Serial: RBJ190927050-SA-S1**

Communication System: Generic FDD-LTE; Frequency: 1880 MHz;Duty Cycle: 1:1
Medium parameters used: f = 1880 MHz; $\sigma$ = 1.388 S/m; $\varepsilon_r$ = 38.953; $\rho$ = 1000 kg/m$^3$ ;
Phantom section: Flat Section

DASY5 Configuration:

- Probe: EX3DV4 - SN7329; ConvF(8.29, 8.29, 8.29) @1880 MHz; Calibrated: 2019/10/22;
- Sensor-Surface: 1.4mm (Mechanical Surface Detection)
- Electronics: DAE4 Sn772;Calibrated: 2019/10/6
- Phantom: Twin SAM; Type: Twin SAM V5.0; Serial: TP:1412
- Measurement SW: DASY52, Version 52.10 (2); SEMCAD X Version 14.6.12 (7470)

**Area Scan (101x71x1):**Interpolated grid: dx=1.500 mm, dy=1.500 mm
Maximum value of SAR (interpolated) = 0.0596 W/kg

**Zoom Scan (5x5x7)/Cube 0:**Measurement grid: dx=8mm, dy=8mm, dz=5mm
Reference Value = 4.250 V/m; Power Drift = 0.13 dB
Peak SAR (extrapolated) = 0.0910 W/kg
**SAR(1 g) = 0.054 W/kg; SAR(10 g) = 0.032 W/kg**
Maximum value of SAR (measured) = 0.0575 W/kg

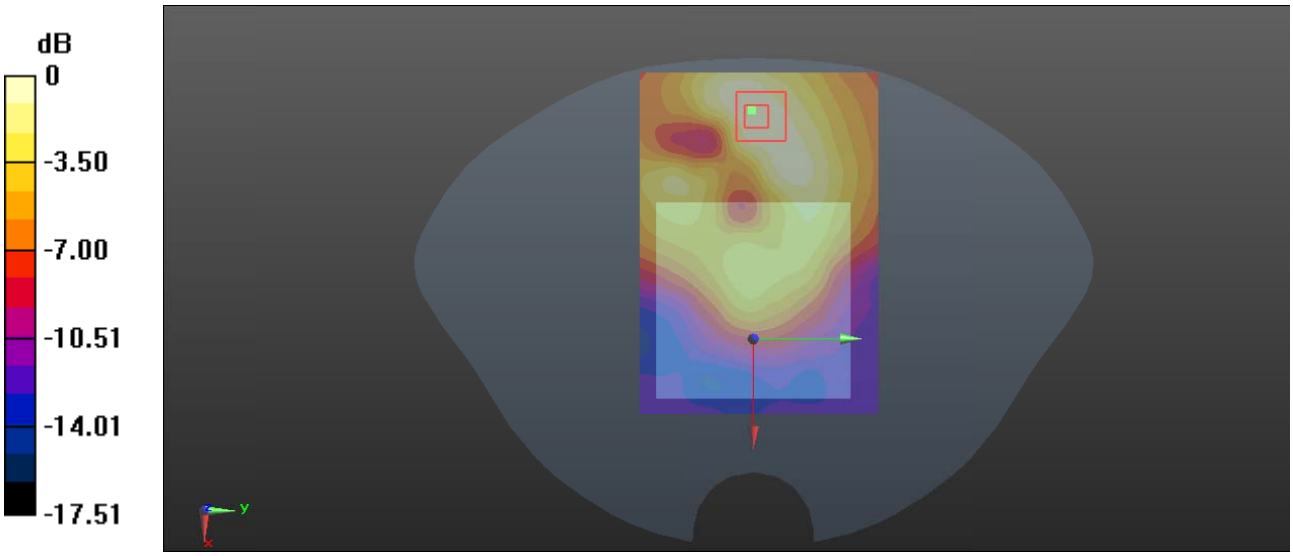


0 dB = 0.0575 W/kg = -12.40 dBW/kg

**Test Plot 21#: LTE Band 2_Body Left_1RB_Middle**

**DUT: Mobile WiFi; Type: UZ-211-1; Serial: RBJ190927050-SA-S1**

Communication System: Generic FDD-LTE; Frequency: 1880 MHz;Duty Cycle: 1:1
Medium parameters used: f = 1880 MHz; $\sigma$ = 1.388 S/m; $\varepsilon_r$ = 38.953; $\rho$ = 1000 kg/m$^3$ ;
Phantom section: Flat Section

DASY5 Configuration:

- Probe: EX3DV4 - SN7329; ConvF(8.29, 8.29, 8.29) @1880 MHz; Calibrated: 2019/10/22;
- Sensor-Surface: 1.4mm (Mechanical Surface Detection)
- Electronics: DAE4 Sn772;Calibrated: 2019/10/6
- Phantom: Twin SAM; Type: Twin SAM V5.0; Serial: TP:1412
- Measurement SW: DASY52, Version 52.10 (2); SEMCAD X Version 14.6.12 (7470)

**Area Scan (41x71x1):**Interpolated grid: dx=1.500 mm, dy=1.500 mm
Maximum value of SAR (interpolated) = 1.01 W/kg

**Zoom Scan (5x5x7)/Cube 0:**Measurement grid: dx=8mm, dy=8mm, dz=5mm
Reference Value = 14.81 V/m; Power Drift = 0.19 dB
Peak SAR (extrapolated) = 1.05 W/kg
**SAR(1 g) = 0.624 W/kg; SAR(10 g) = 0.351 W/kg**
Maximum value of SAR (measured) = 0.676 W/kg

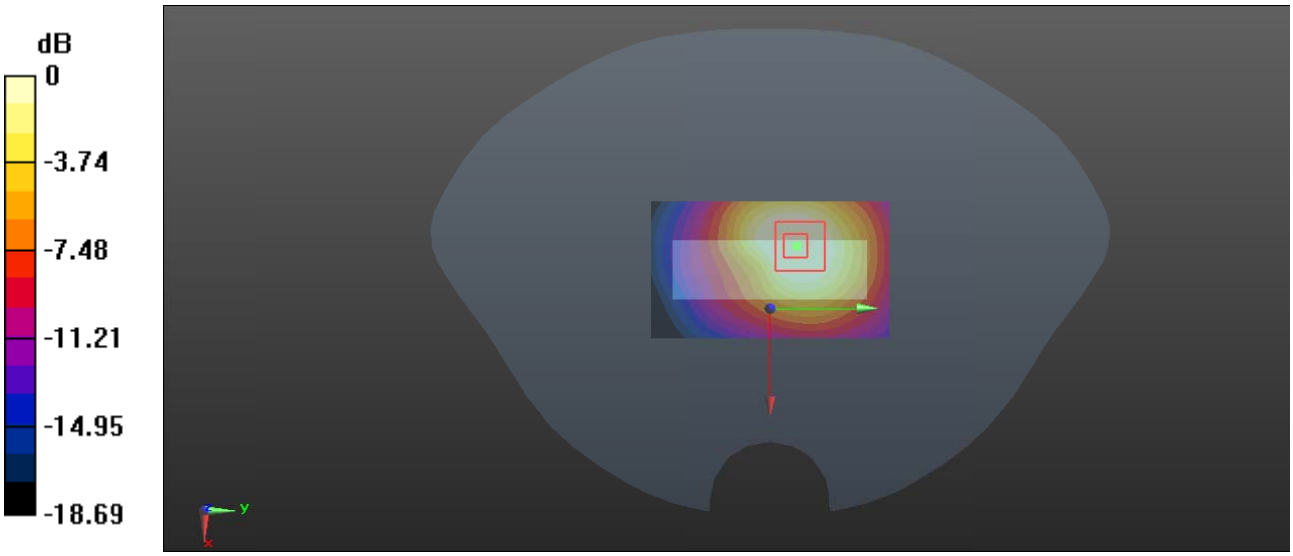


0 dB = 0.676 W/kg = -1.70 dBW/kg

**Test Plot 22#: LTE Band 2_Body Left_50%RB_Middle**

**DUT: Mobile WiFi; Type: UZ-211-1; Serial: RBJ190927050-SA-S1**

Communication System: Generic FDD-LTE; Frequency: 1880 MHz;Duty Cycle: 1:1
Medium parameters used: f = 1880 MHz; $\sigma$ = 1.388 S/m; $\varepsilon_r$ = 38.953; $\rho$ = 1000 kg/m$^3$ ;
Phantom section: Flat Section

DASY5 Configuration:

- Probe: EX3DV4 - SN7329; ConvF(8.29, 8.29, 8.29) @1880 MHz; Calibrated: 2019/10/22;
- Sensor-Surface: 1.4mm (Mechanical Surface Detection)
- Electronics: DAE4 Sn772;Calibrated: 2019/10/6
- Phantom: Twin SAM; Type: Twin SAM V5.0; Serial: TP:1412
- Measurement SW: DASY52, Version 52.10 (2); SEMCAD X Version 14.6.12 (7470)

**Area Scan (41x71x1):**Interpolated grid: dx=1.500 mm, dy=1.500 mm
Maximum value of SAR (interpolated) = 0.769 W/kg

**Zoom Scan (5x5x7)/Cube 0:**Measurement grid: dx=8mm, dy=8mm, dz=5mm
Reference Value = 13.48 V/m; Power Drift = 0.08 dB
Peak SAR (extrapolated) = 0.850 W/kg
**SAR(1 g) = 0.505 W/kg; SAR(10 g) = 0.282 W/kg**
Maximum value of SAR (measured) = 0.541 W/kg

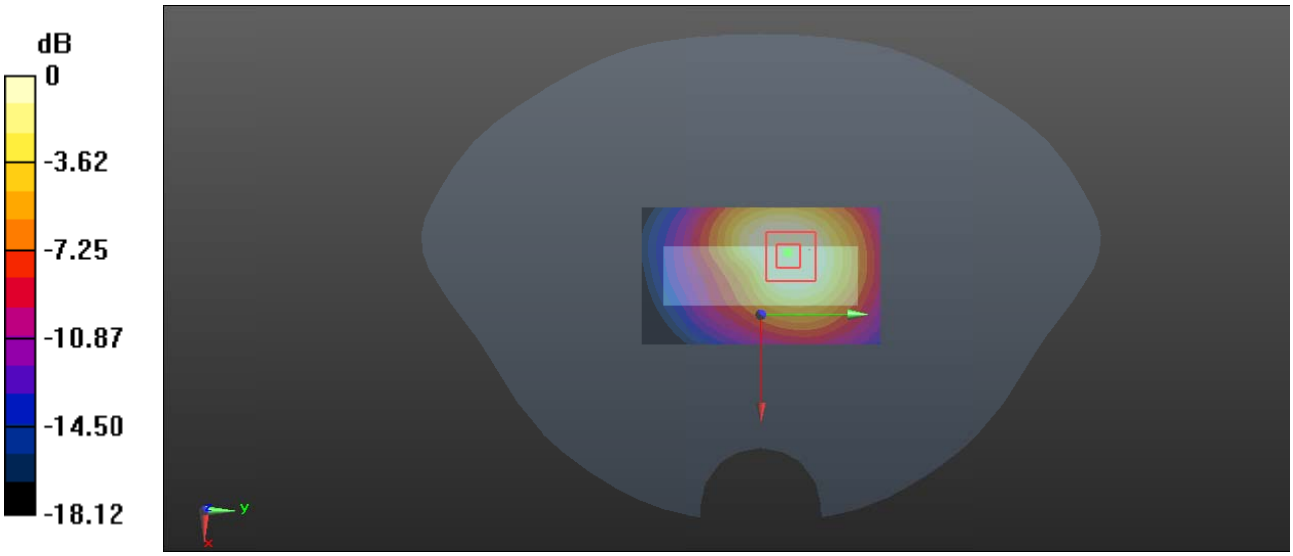


0 dB = 0.541 W/kg = -2.67 dBW/kg

**Test Plot 23#: LTE Band 2_Body Top_1RB_Middle**

**DUT: Mobile WiFi; Type: UZ-211-1; Serial: RBJ190927050-SA-S1**

Communication System: Generic FDD-LTE; Frequency: 1880 MHz;Duty Cycle: 1:1
Medium parameters used: f = 1880 MHz; $\sigma$ = 1.388 S/m; $\varepsilon_r$ = 38.953; $\rho$ = 1000 kg/m$^3$ ;
Phantom section: Flat Section

DASY5 Configuration:

- Probe: EX3DV4 - SN7329; ConvF(8.29, 8.29, 8.29) @1880 MHz; Calibrated: 2019/10/22;
- Sensor-Surface: 1.4mm (Mechanical Surface Detection)
- Electronics: DAE4 Sn772;Calibrated: 2019/10/6
- Phantom: Twin SAM; Type: Twin SAM V5.0; Serial: TP:1412
- Measurement SW: DASY52, Version 52.10 (2); SEMCAD X Version 14.6.12 (7470)

**Area Scan (61x91x1):**Interpolated grid: dx=1.500 mm, dy=1.500 mm
Maximum value of SAR (interpolated) = 0.179 W/kg

**Zoom Scan (5x5x7)/Cube 0:**Measurement grid: dx=8mm, dy=8mm, dz=5mm
Reference Value = 7.051 V/m; Power Drift = -0.13 dB
Peak SAR (extrapolated) = 0.218 W/kg
**SAR(1 g) = 0.130 W/kg; SAR(10 g) = 0.077 W/kg**
Maximum value of SAR (measured) = 0.138 W/kg

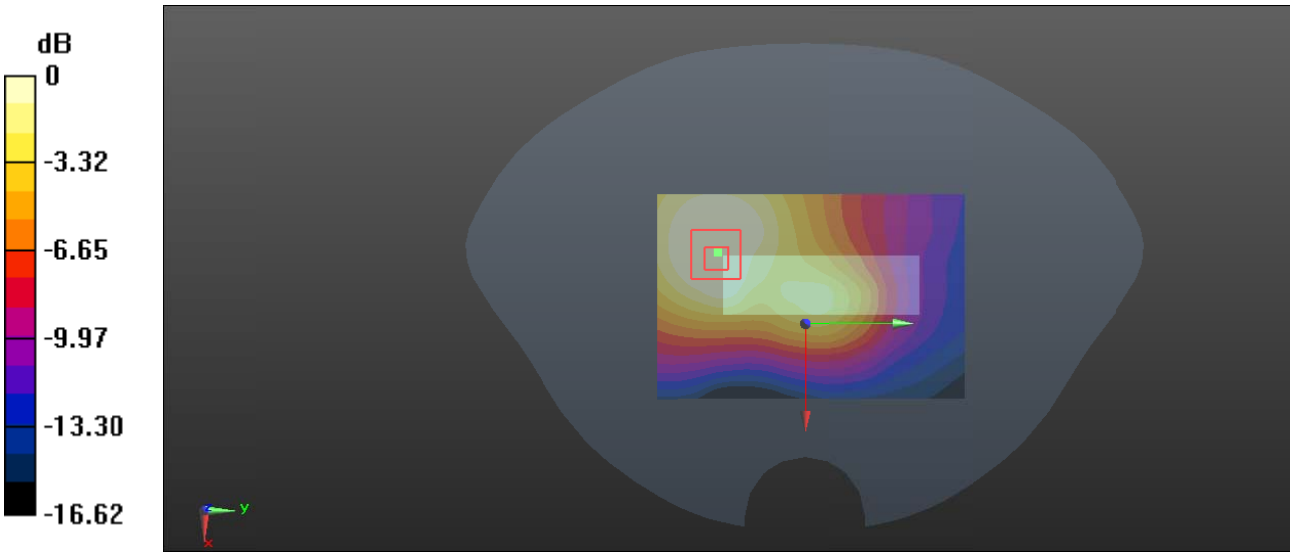


0 dB = 0.138 W/kg = -8.60 dBW/kg

**Test Plot 24#: LTE Band 2_Body Top_50%RB_Middle**

**DUT: Mobile WiFi; Type: UZ-211-1; Serial: RBJ190927050-SA-S1**

Communication System: Generic FDD-LTE; Frequency: 1880 MHz;Duty Cycle: 1:1
Medium parameters used: f = 1880 MHz; $\sigma$ = 1.388 S/m; $\varepsilon_r$ = 38.953; $\rho$ = 1000 kg/m$^3$ ;
Phantom section: Flat Section

DASY5 Configuration:

- Probe: EX3DV4 - SN7329; ConvF(8.29, 8.29, 8.29) @1880 MHz; Calibrated: 2019/10/22;
- Sensor-Surface: 1.4mm (Mechanical Surface Detection)
- Electronics: DAE4 Sn772;Calibrated: 2019/10/6
- Phantom: Twin SAM; Type: Twin SAM V5.0; Serial: TP:1412
- Measurement SW: DASY52, Version 52.10 (2); SEMCAD X Version 14.6.12 (7470)

**Area Scan (61x91x1):**Interpolated grid: dx=1.500 mm, dy=1.500 mm
Maximum value of SAR (interpolated) = 0.173 W/kg

**Zoom Scan (5x5x7)/Cube 0:**Measurement grid: dx=8mm, dy=8mm, dz=5mm
Reference Value = 7.112 V/m; Power Drift = 0.05 dB
Peak SAR (extrapolated) = 0.198 W/kg
**SAR(1 g) = 0.121 W/kg; SAR(10 g) = 0.074 W/kg**
Maximum value of SAR (measured) = 0.131 W/kg

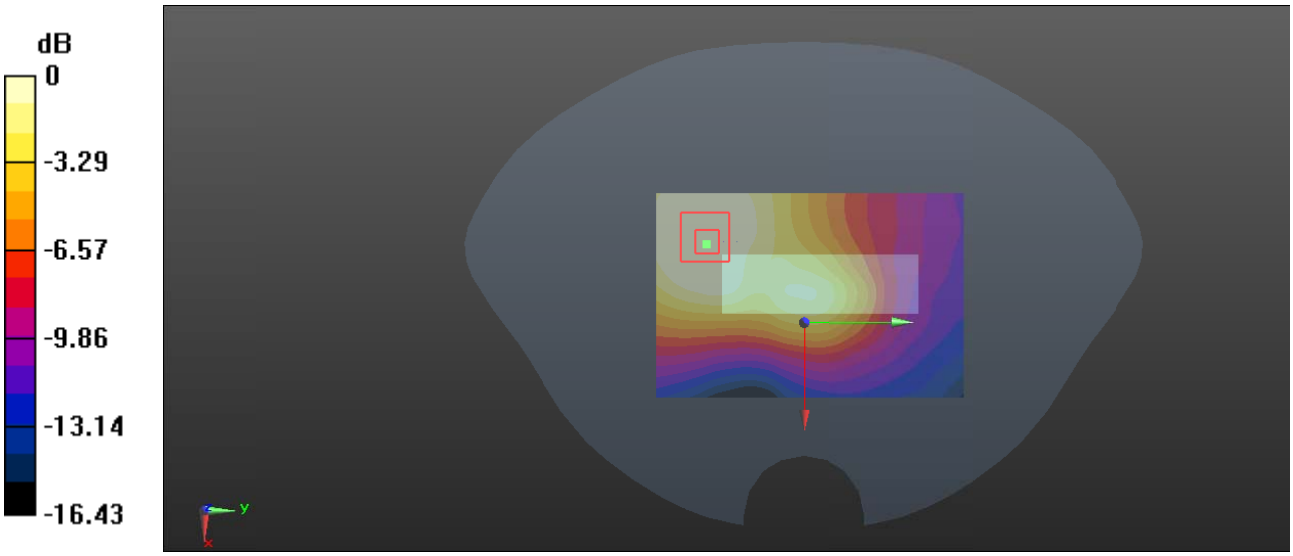


0 dB = 0.131 W/kg = -8.83 dBW/kg

**Test Plot 25#: LTE Band 4_Body Back_1RB_Low**

**DUT: Mobile WiFi; Type: UZ-211-1; Serial: RBJ190927050-SA-S1**

Communication System: Generic FDD-LTE; Frequency: 1720 MHz;Duty Cycle: 1:1
Medium parameters used: f = 1720 MHz; $\sigma$ = 1.327 S/m; $\varepsilon_r$ = 41.359; $\rho$ = 1000 kg/m$^3$ ;
Phantom section: Flat Section

DASY5 Configuration:

- Probe: EX3DV4 - SN7329; ConvF(8.39, 8.39, 8.39) @1720 MHz; Calibrated: 2019/10/22;
- Sensor-Surface: 1.4mm (Mechanical Surface Detection)
- Electronics: DAE4 Sn772;Calibrated: 2019/10/6
- Phantom: Twin SAM; Type: Twin SAM V5.0; Serial: TP:1412
- Measurement SW: DASY52, Version 52.10 (2); SEMCAD X Version 14.6.12 (7470)

**Area Scan (71x71x1):**Interpolated grid: dx=1.500 mm, dy=1.500 mm
Maximum value of SAR (interpolated) = 1.27 W/kg

**Zoom Scan (5x5x7)/Cube 0:**Measurement grid: dx=8mm, dy=8mm, dz=5mm
Reference Value = 11.28 V/m; Power Drift = -0.06 dB
Peak SAR (extrapolated) = 1.60 W/kg
**SAR(1 g) = 0.920 W/kg; SAR(10 g) = 0.527 W/kg**
Maximum value of SAR (measured) = 1.35 W/kg

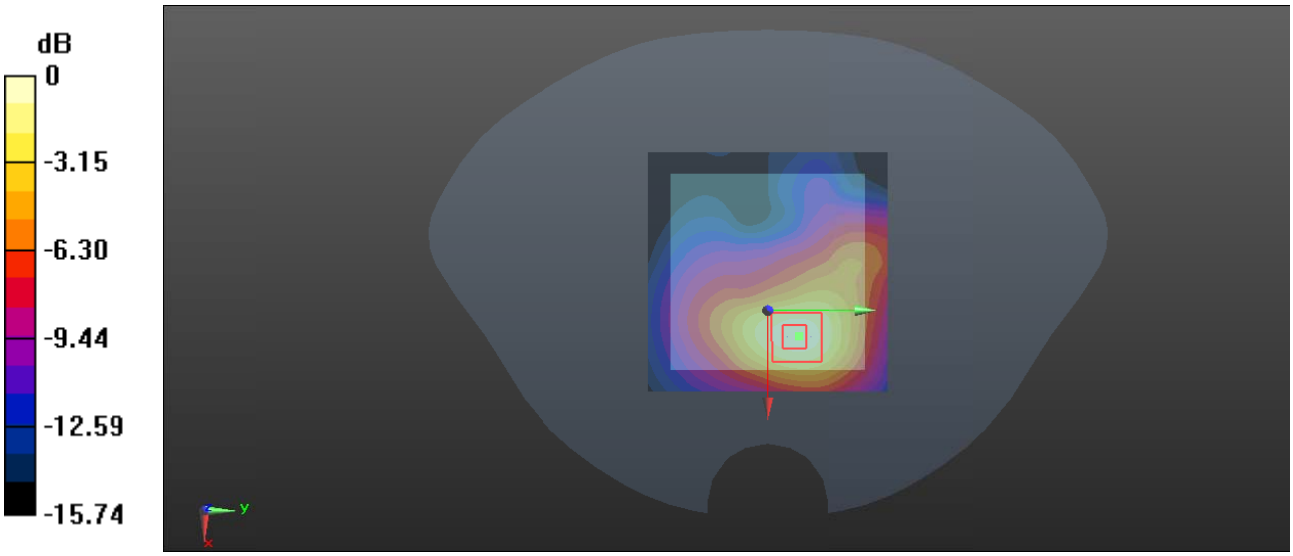


0 dB = 1.35 W/kg = 1.30 dBW/kg

**Test Plot 26#: LTE Band 4_Body Back_1RB_Middle**

**DUT: Mobile WiFi; Type: UZ-211-1; Serial: RBJ190927050-SA-S1**

Communication System: Generic FDD-LTE; Frequency: 1732.5 MHz;Duty Cycle: 1:1
Medium parameters used: f = 1732.5 MHz; $\sigma$ = 1.34 S/m; $\varepsilon_r$ = 41.254; $\rho$ = 1000 kg/m$^3$ ;
Phantom section: Flat Section

DASY5 Configuration:

- Probe: EX3DV4 - SN7329; ConvF(8.39, 8.39, 8.39) @1732.5 MHz; Calibrated: 2019/10/22;
- Sensor-Surface: 1.4mm (Mechanical Surface Detection)
- Electronics: DAE4 Sn772;Calibrated: 2019/10/6
- Phantom: Twin SAM; Type: Twin SAM V5.0; Serial: TP:1412
- Measurement SW: DASY52, Version 52.10 (2); SEMCAD X Version 14.6.12 (7470)

**Area Scan (71x71x1):**Interpolated grid: dx=1.500 mm, dy=1.500 mm
Maximum value of SAR (interpolated) = 1.70 W/kg

**Zoom Scan (5x5x7)/Cube 0:**Measurement grid: dx=8mm, dy=8mm, dz=5mm
Reference Value = 11.71 V/m; Power Drift = -0.14 dB
Peak SAR (extrapolated) = 1.92 W/kg
**SAR(1 g) = 1.11 W/kg; SAR(10 g) = 0.633 W/kg**
Maximum value of SAR (measured) = 1.62 W/kg




0 dB = 1.62 W/kg = 2.10 dBW/kg

**Test Plot 27#: LTE Band 4_Body Back_1RB_High**

**DUT: Mobile WiFi; Type: UZ-211-1; Serial: RBJ190927050-SA-S1**

Communication System: Generic FDD-LTE; Frequency: 1745 MHz;Duty Cycle: 1:1
Medium parameters used: f = 1745 MHz; $\sigma$ = 1.359 S/m; $\varepsilon_r$ = 41.144; $\rho$ = 1000 kg/m$^3$ ;
Phantom section: Flat Section

DASY5 Configuration:

- Probe: EX3DV4 - SN7329; ConvF(8.39, 8.39, 8.39) @1745 MHz; Calibrated: 2019/10/22;
- Sensor-Surface: 1.4mm (Mechanical Surface Detection)
- Electronics: DAE4 Sn772;Calibrated: 2019/10/6
- Phantom: Twin SAM; Type: Twin SAM V5.0; Serial: TP:1412
- Measurement SW: DASY52, Version 52.10 (2); SEMCAD X Version 14.6.12 (7470)

**Area Scan (71x71x1):**Interpolated grid: dx=1.500 mm, dy=1.500 mm
Maximum value of SAR (interpolated) = 1.39 W/kg

**Zoom Scan (5x5x7)/Cube 0:**Measurement grid: dx=8mm, dy=8mm, dz=5mm
Reference Value = 10.33 V/m; Power Drift = -0.06 dB
Peak SAR (extrapolated) = 1.68 W/kg
**SAR(1 g) = 0.966 W/kg; SAR(10 g) = 0.549 W/kg**
Maximum value of SAR (measured) = 1.42 W/kg




0 dB = 1.42 W/kg = 1.52 dBW/kg

**Test Plot 28#: LTE Band 4_Body Back_50%RB_Low**

**DUT: Mobile WiFi; Type: UZ-211-1; Serial: RBJ190927050-SA-S1**

Communication System: Generic FDD-LTE; Frequency: 1720 MHz;Duty Cycle: 1:1
Medium parameters used: f = 1720 MHz; $\sigma$ = 1.327 S/m; $\varepsilon_r$ = 41.359; $\rho$ = 1000 kg/m$^3$ ;
Phantom section: Flat Section

DASY5 Configuration:

- Probe: EX3DV4 - SN7329; ConvF(8.39, 8.39, 8.39) @1720 MHz; Calibrated: 2019/10/22;
- Sensor-Surface: 1.4mm (Mechanical Surface Detection)
- Electronics: DAE4 Sn772;Calibrated: 2019/10/6
- Phantom: Twin SAM; Type: Twin SAM V5.0; Serial: TP:1412
- Measurement SW: DASY52, Version 52.10 (2); SEMCAD X Version 14.6.12 (7470)

**Area Scan (71x71x1):**Interpolated grid: dx=1.500 mm, dy=1.500 mm
Maximum value of SAR (interpolated) = 1.08 W/kg

**Zoom Scan (5x5x7)/Cube 0:**Measurement grid: dx=8mm, dy=8mm, dz=5mm
Reference Value = 10.04 V/m; Power Drift = 0.02 dB
Peak SAR (extrapolated) = 1.37 W/kg
**SAR(1 g) = 0.786 W/kg; SAR(10 g) = 0.448 W/kg**
Maximum value of SAR (measured) = 1.16 W/kg

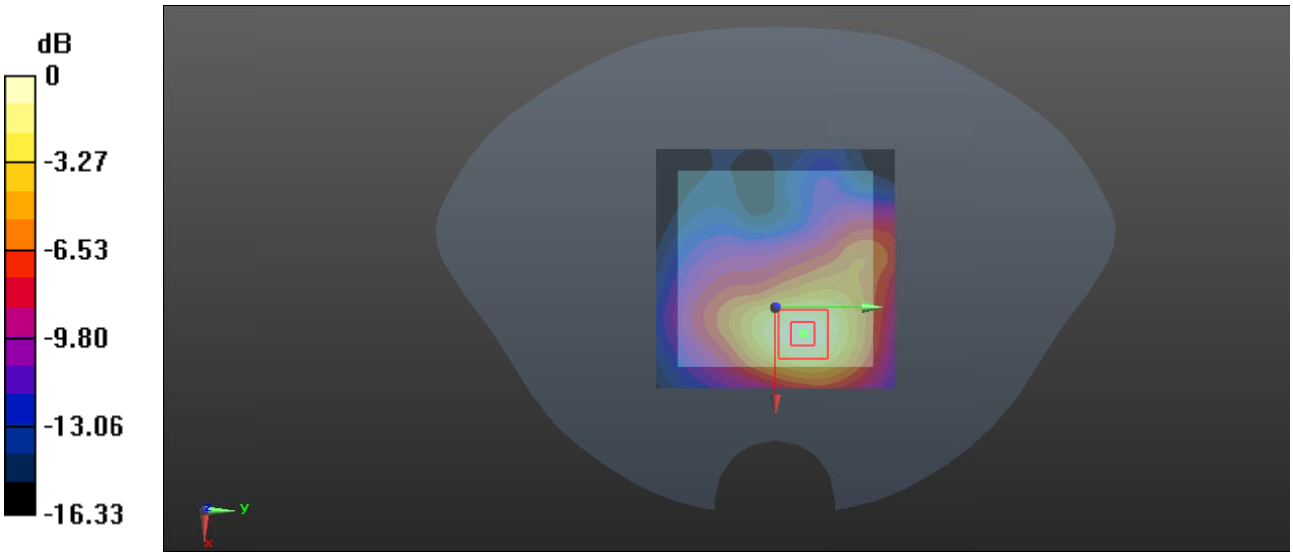


0 dB = 1.16 W/kg = 0.64 dBW/kg

**Test Plot 29#: LTE Band 4_Body Back_50%RB_Middle**

**DUT: Mobile WiFi; Type: UZ-211-1; Serial: RBJ190927050-SA-S1**

Communication System: Generic FDD-LTE; Frequency: 1732.5 MHz;Duty Cycle: 1:1
Medium parameters used: f = 1732.5 MHz; $\sigma$ = 1.34 S/m; $\varepsilon_r$ = 41.254; $\rho$ = 1000 kg/m$^3$ ;
Phantom section: Flat Section

DASY5 Configuration:

- Probe: EX3DV4 - SN7329; ConvF(8.39, 8.39, 8.39) @1732.5 MHz; Calibrated: 2019/10/22;
- Sensor-Surface: 1.4mm (Mechanical Surface Detection)
- Electronics: DAE4 Sn772;Calibrated: 2019/10/6
- Phantom: Twin SAM; Type: Twin SAM V5.0; Serial: TP:1412
- Measurement SW: DASY52, Version 52.10 (2); SEMCAD X Version 14.6.12 (7470)

**Area Scan (71x71x1):**Interpolated grid: dx=1.500 mm, dy=1.500 mm
Maximum value of SAR (interpolated) = 1.20 W/kg

**Zoom Scan (5x5x7)/Cube 0:**Measurement grid: dx=8mm, dy=8mm, dz=5mm
Reference Value = 8.849 V/m; Power Drift = 0.08 dB
Peak SAR (extrapolated) = 1.44 W/kg
**SAR(1 g) = 0.818 W/kg; SAR(10 g) = 0.462 W/kg**
Maximum value of SAR (measured) = 1.21 W/kg

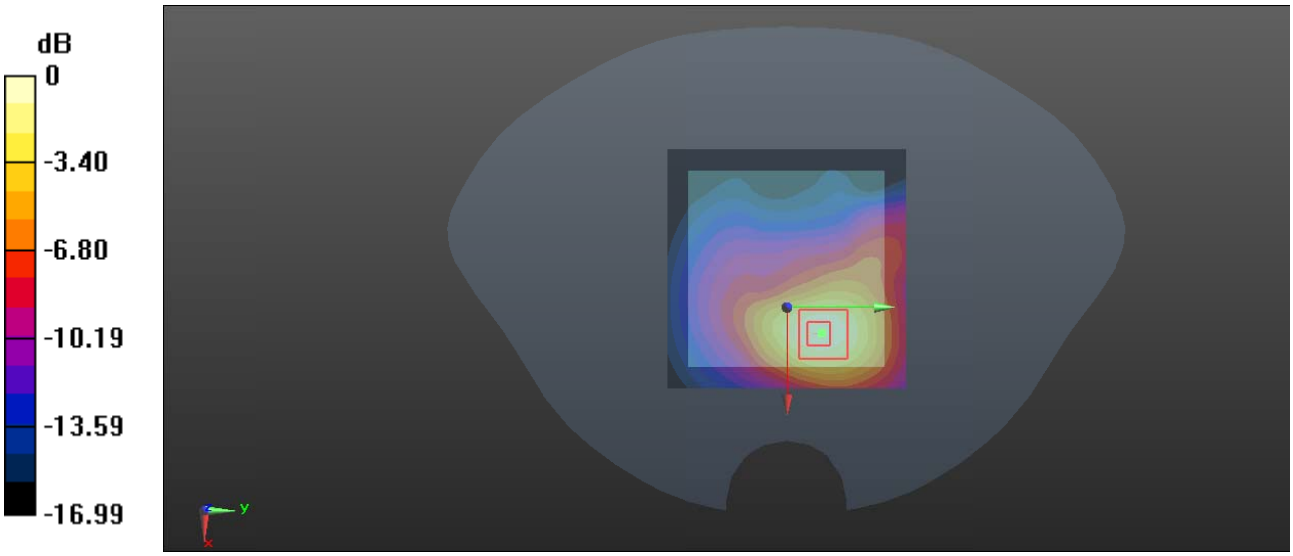


0 dB = 1.21 W/kg = 0.83 dBW/kg

**Test Plot 30#: LTE Band 4_Body Back_50%RB_High**

**DUT: Mobile WiFi; Type: UZ-211-1; Serial: RBJ190927050-SA-S1**

Communication System: Generic FDD-LTE; Frequency: 1745 MHz;Duty Cycle: 1:1
Medium parameters used: f = 1745 MHz; $\sigma$ = 1.359 S/m; $\varepsilon_r$ = 41.144; $\rho$ = 1000 kg/m$^3$ ;
Phantom section: Flat Section

DASY5 Configuration:

- Probe: EX3DV4 - SN7329; ConvF(8.39, 8.39, 8.39) @1745 MHz; Calibrated: 2019/10/22;
- Sensor-Surface: 1.4mm (Mechanical Surface Detection)
- Electronics: DAE4 Sn772;Calibrated: 2019/10/6
- Phantom: Twin SAM; Type: Twin SAM V5.0; Serial: TP:1412
- Measurement SW: DASY52, Version 52.10 (2); SEMCAD X Version 14.6.12 (7470)

**Area Scan (71x71x1):**Interpolated grid: dx=1.500 mm, dy=1.500 mm
Maximum value of SAR (interpolated) = 1.23 W/kg

**Zoom Scan (5x5x7)/Cube 0:**Measurement grid: dx=8mm, dy=8mm, dz=5mm
Reference Value = 9.449 V/m; Power Drift = -0.02 dB
Peak SAR (extrapolated) = 1.48 W/kg
**SAR(1 g) = 0.847 W/kg; SAR(10 g) = 0.480 W/kg**
Maximum value of SAR (measured) = 1.25 W/kg

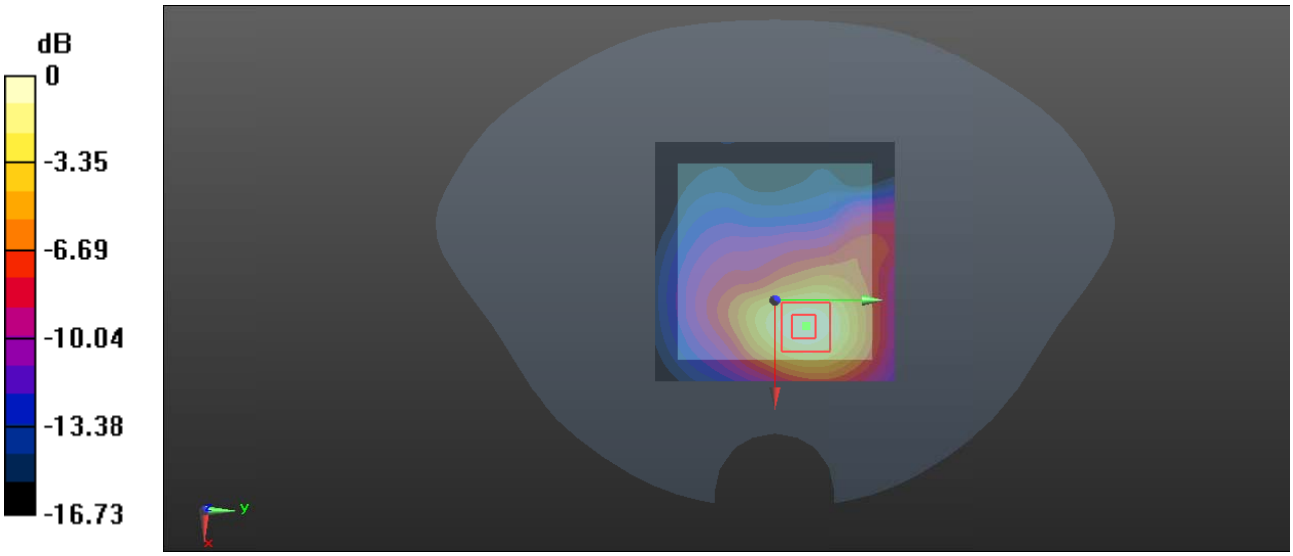


0 dB = 1.25 W/kg = 0.97 dBW/kg

**Test Plot 31#: LTE Band 4_Body Back_100%RB_Middle**

**DUT: Mobile WiFi; Type: UZ-211-1; Serial: RBJ190927050-SA-S1**

Communication System: Generic FDD-LTE; Frequency: 1732.5 MHz;Duty Cycle: 1:1
Medium parameters used: f = 1732.5 MHz; $\sigma$ = 1.34 S/m; $\varepsilon_r$ = 41.254; $\rho$ = 1000 kg/m$^3$ ;
Phantom section: Flat Section

DASY5 Configuration:

- Probe: EX3DV4 - SN7329; ConvF(8.39, 8.39, 8.39) @1732.5 MHz; Calibrated: 2019/10/22;
- Sensor-Surface: 1.4mm (Mechanical Surface Detection)
- Electronics: DAE4 Sn772;Calibrated: 2019/10/6
- Phantom: Twin SAM; Type: Twin SAM V5.0; Serial: TP:1412
- Measurement SW: DASY52, Version 52.10 (2); SEMCAD X Version 14.6.12 (7470)

**Area Scan (71x71x1):**Interpolated grid: dx=1.500 mm, dy=1.500 mm
Maximum value of SAR (interpolated) = 1.15 W/kg

**Zoom Scan (5x5x7)/Cube 0:**Measurement grid: dx=8mm, dy=8mm, dz=5mm
Reference Value = 9.549 V/m; Power Drift = -0.08 dB
Peak SAR (extrapolated) = 1.41 W/kg
**SAR(1 g) = 0.803 W/kg; SAR(10 g) = 0.455 W/kg**
Maximum value of SAR (measured) = 1.19 W/kg

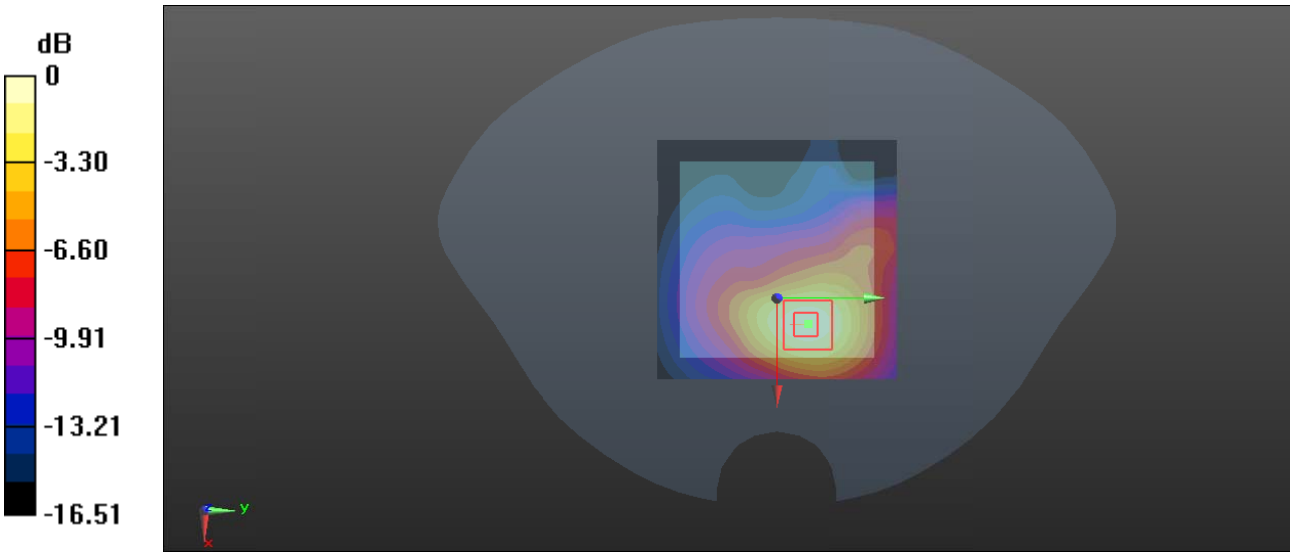


0 dB = 1.19 W/kg = 0.76 dBW/kg

**Test Plot 32#: LTE Band 4_Body Front_1RB_Middle**

**DUT: Mobile WiFi; Type: UZ-211-1; Serial: RBJ190927050-SA-S1**

Communication System: Generic FDD-LTE; Frequency: 1732.5 MHz;Duty Cycle: 1:1
Medium parameters used: f = 1732.5 MHz; $\sigma$ = 1.34 S/m; $\varepsilon_r$ = 41.254; $\rho$ = 1000 kg/m$^3$ ;
Phantom section: Flat Section

DASY5 Configuration:

- Probe: EX3DV4 - SN7329; ConvF(8.39, 8.39, 8.39) @1732.5 MHz; Calibrated: 2019/10/22;
- Sensor-Surface: 1.4mm (Mechanical Surface Detection)
- Electronics: DAE4 Sn772;Calibrated: 2019/10/6
- Phantom: Twin SAM; Type: Twin SAM V5.0; Serial: TP:1412
- Measurement SW: DASY52, Version 52.10 (2); SEMCAD X Version 14.6.12 (7470)

**Area Scan (71x71x1):**Interpolated grid: dx=1.500 mm, dy=1.500 mm
Maximum value of SAR (interpolated) = 0.334 W/kg

**Zoom Scan (7x6x7)/Cube 0:**Measurement grid: dx=8mm, dy=8mm, dz=5mm
Reference Value = 9.188 V/m; Power Drift = -0.14 dB
Peak SAR (extrapolated) = 0.397 W/kg
**SAR(1 g) = 0.244 W/kg; SAR(10 g) = 0.148 W/kg**
Maximum value of SAR (measured) = 0.335 W/kg

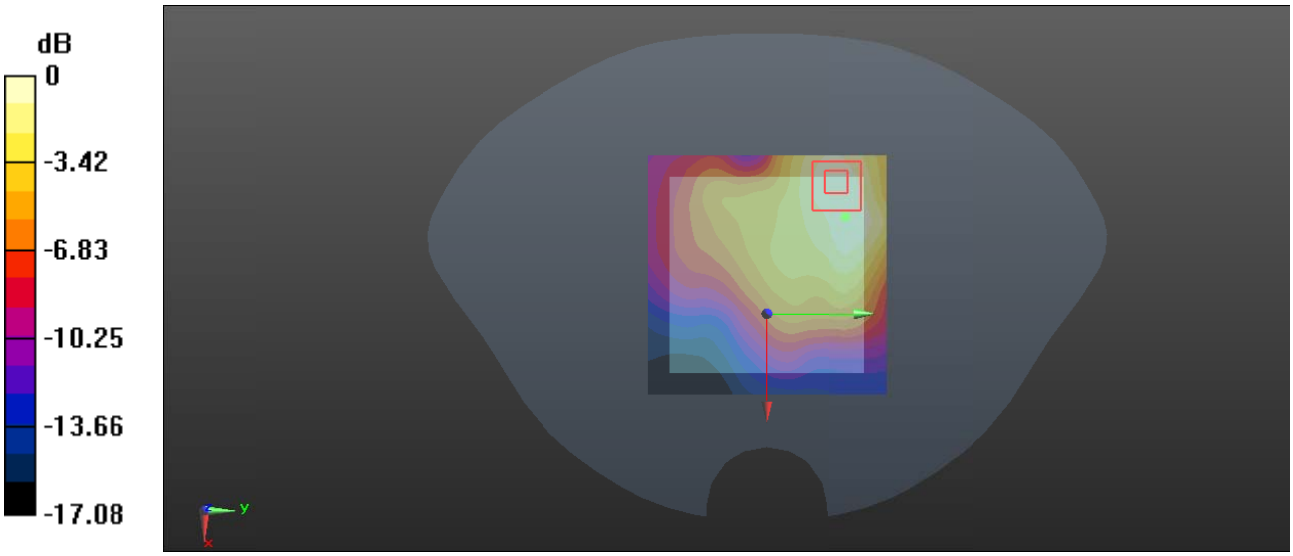


0 dB = 0.335 W/kg = -4.75 dBW/kg

**Test Plot 33#: LTE Band 4_Body Front_50%RB_Middle**

**DUT: Mobile WiFi; Type: UZ-211-1; Serial: RBJ190927050-SA-S1**

Communication System: Generic FDD-LTE; Frequency: 1732.5 MHz;Duty Cycle: 1:1
Medium parameters used: f = 1732.5 MHz; $\sigma$ = 1.34 S/m; $\varepsilon_r$ = 41.254; $\rho$ = 1000 kg/m$^3$ ;
Phantom section: Flat Section

DASY5 Configuration:

- Probe: EX3DV4 - SN7329; ConvF(8.39, 8.39, 8.39) @1732.5 MHz; Calibrated: 2019/10/22;
- Sensor-Surface: 1.4mm (Mechanical Surface Detection)
- Electronics: DAE4 Sn772;Calibrated: 2019/10/6
- Phantom: Twin SAM; Type: Twin SAM V5.0; Serial: TP:1412
- Measurement SW: DASY52, Version 52.10 (2); SEMCAD X Version 14.6.12 (7470)

**Area Scan (71x71x1):**Interpolated grid: dx=1.500 mm, dy=1.500 mm
Maximum value of SAR (interpolated) = 0.287 W/kg

**Zoom Scan (5x5x7)/Cube 0:**Measurement grid: dx=8mm, dy=8mm, dz=5mm
Reference Value = 7.809 V/m; Power Drift = 0.12 dB
Peak SAR (extrapolated) = 0.336 W/kg
**SAR(1 g) = 0.204 W/kg; SAR(10 g) = 0.123 W/kg**
Maximum value of SAR (measured) = 0.286 W/kg

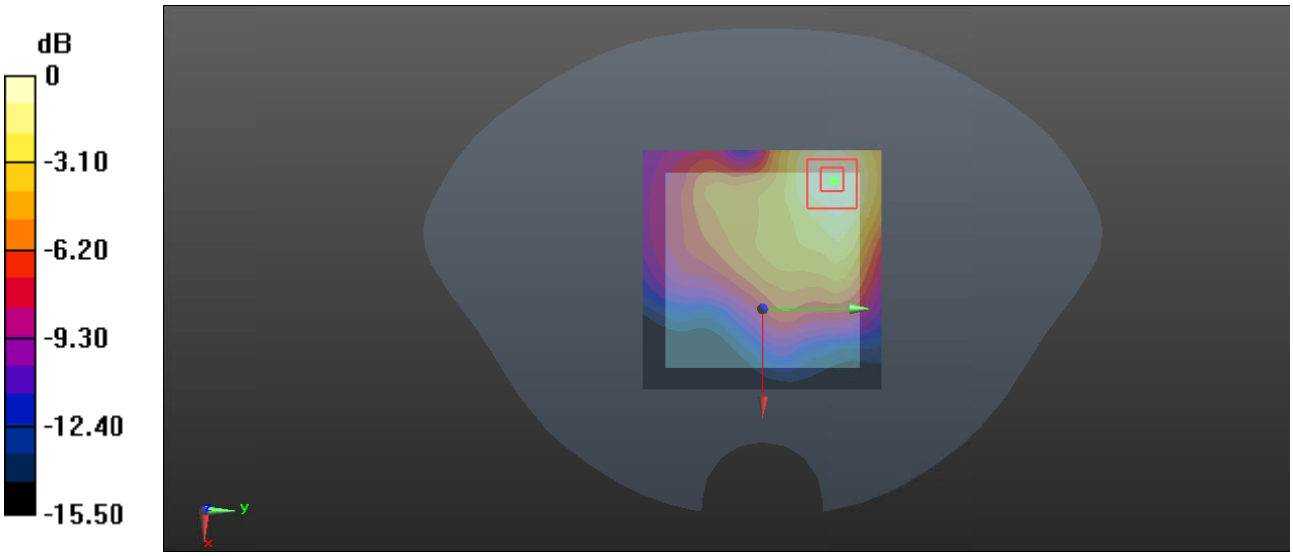


0 dB = 0.286 W/kg = -5.44 dBW/kg

**Test Plot 34#: LTE Band 4_Body Left_1RB_Low**

**DUT: Mobile WiFi; Type: UZ-211-1; Serial: RBJ190927050-SA-S1**

Communication System: Generic FDD-LTE; Frequency: 1720 MHz;Duty Cycle: 1:1
Medium parameters used: f = 1720 MHz; $\sigma$ = 1.327 S/m; $\varepsilon_r$ = 41.359; $\rho$ = 1000 kg/m$^3$ ;
Phantom section: Flat Section

DASY5 Configuration:

- Probe: EX3DV4 - SN7329; ConvF(8.39, 8.39, 8.39) @1720 MHz; Calibrated: 2019/10/22;
- Sensor-Surface: 1.4mm (Mechanical Surface Detection)
- Electronics: DAE4 Sn772;Calibrated: 2019/10/6
- Phantom: Twin SAM; Type: Twin SAM V5.0; Serial: TP:1412
- Measurement SW: DASY52, Version 52.10 (2); SEMCAD X Version 14.6.12 (7470)

**Area Scan (41x71x1):**Interpolated grid: dx=1.500 mm, dy=1.500 mm
Maximum value of SAR (interpolated) = 1.20 W/kg

**Zoom Scan (5x5x7)/Cube 0:**Measurement grid: dx=8mm, dy=8mm, dz=5mm
Reference Value = 20.71 V/m; Power Drift = 0.14 dB
Peak SAR (extrapolated) = 1.41 W/kg
**SAR(1 g) = 0.829 W/kg; SAR(10 g) = 0.485 W/kg**
Maximum value of SAR (measured) = 1.20 W/kg

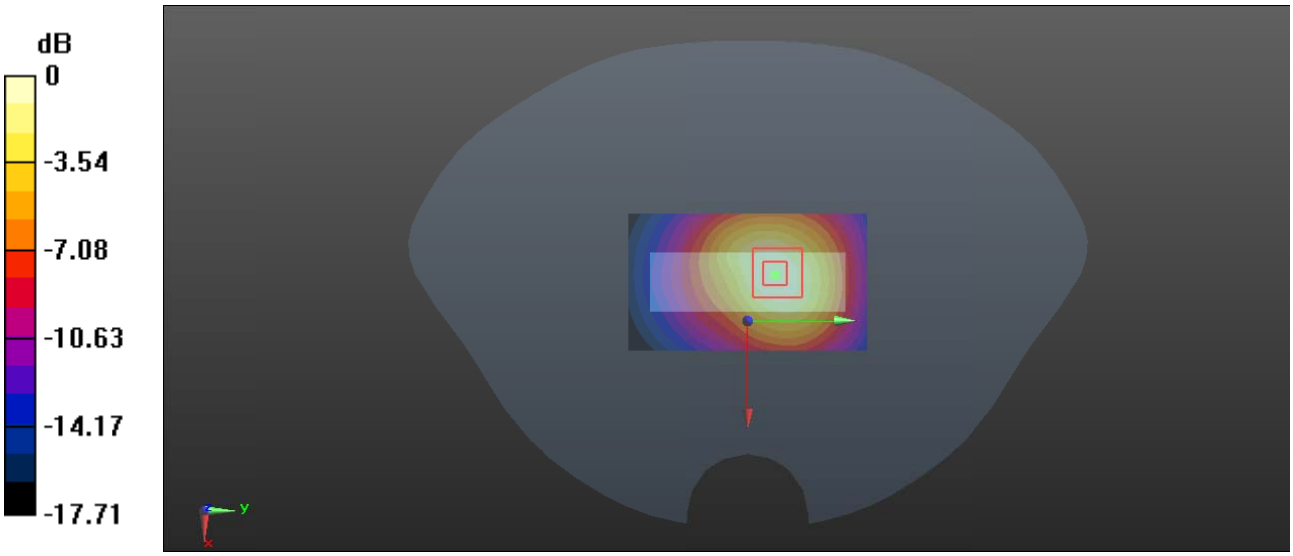


0 dB = 1.20 W/kg = 0.79 dBW/kg

**Test Plot 35#: LTE Band 4_Body Left_1RB_Middle**

**DUT: Mobile WiFi; Type: UZ-211-1; Serial: RBJ190927050-SA-S1**

Communication System: Generic FDD-LTE; Frequency: 1732.5 MHz;Duty Cycle: 1:1
Medium parameters used: f = 1732.5 MHz; $\sigma$ = 1.34 S/m; $\varepsilon_r$ = 41.254; $\rho$ = 1000 kg/m$^3$ ;
Phantom section: Flat Section

DASY5 Configuration:

- Probe: EX3DV4 - SN7329; ConvF(8.39, 8.39, 8.39) @1732.5 MHz; Calibrated: 2019/10/22;
- Sensor-Surface: 1.4mm (Mechanical Surface Detection)
- Electronics: DAE4 Sn772;Calibrated: 2019/10/6
- Phantom: Twin SAM; Type: Twin SAM V5.0; Serial: TP:1412
- Measurement SW: DASY52, Version 52.10 (2); SEMCAD X Version 14.6.12 (7470)

**Area Scan (41x71x1):**Interpolated grid: dx=1.500 mm, dy=1.500 mm
Maximum value of SAR (interpolated) = 1.40 W/kg

**Zoom Scan (5x5x7)/Cube 0:**Measurement grid: dx=8mm, dy=8mm, dz=5mm
Reference Value = 25.94 V/m; Power Drift = 0.03 dB
Peak SAR (extrapolated) = 1.73 W/kg
**SAR(1 g) = 1 W/kg; SAR(10 g) = 0.580 W/kg**
Maximum value of SAR (measured) = 1.45 W/kg

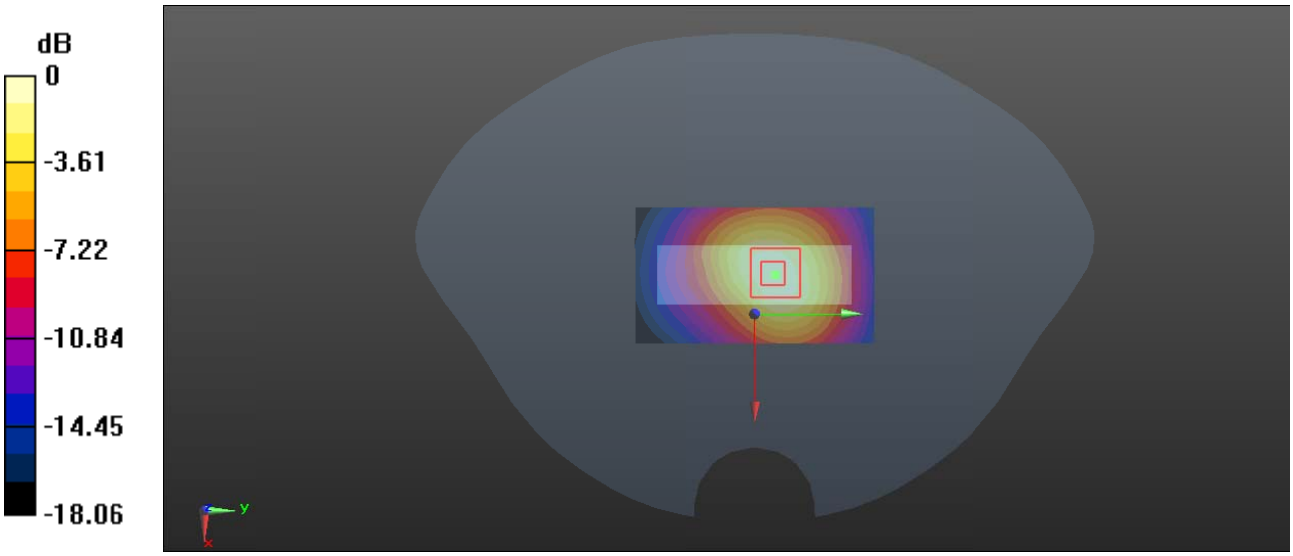


0 dB = 1.45 W/kg = 1.61 dBW/kg

**Test Plot 36#: LTE Band 4_Body Left_1RB_High**

**DUT: Mobile WiFi; Type: UZ-211-1; Serial: RBJ190927050-SA-S1**

Communication System: Generic FDD-LTE; Frequency: 1745 MHz;Duty Cycle: 1:1
Medium parameters used: f = 1745 MHz; $\sigma$ = 1.359 S/m; $\varepsilon_r$ = 41.144; $\rho$ = 1000 kg/m$^3$ ;
Phantom section: Flat Section

DASY5 Configuration:

- Probe: EX3DV4 - SN7329; ConvF(8.39, 8.39, 8.39) @1745 MHz; Calibrated: 2019/10/22;
- Sensor-Surface: 1.4mm (Mechanical Surface Detection)
- Electronics: DAE4 Sn772;Calibrated: 2019/10/6
- Phantom: Twin SAM; Type: Twin SAM V5.0; Serial: TP:1412
- Measurement SW: DASY52, Version 52.10 (2); SEMCAD X Version 14.6.12 (7470)

**Area Scan (41x71x1):**Interpolated grid: dx=1.500 mm, dy=1.500 mm
Maximum value of SAR (interpolated) = 1.42 W/kg

**Zoom Scan (5x5x7)/Cube 0:**Measurement grid: dx=8mm, dy=8mm, dz=5mm
Reference Value = 23.42 V/m; Power Drift = 0.07 dB
Peak SAR (extrapolated) = 1.64 W/kg
**SAR(1 g) = 0.956 W/kg; SAR(10 g) = 0.553 W/kg**
Maximum value of SAR (measured) = 1.39 W/kg

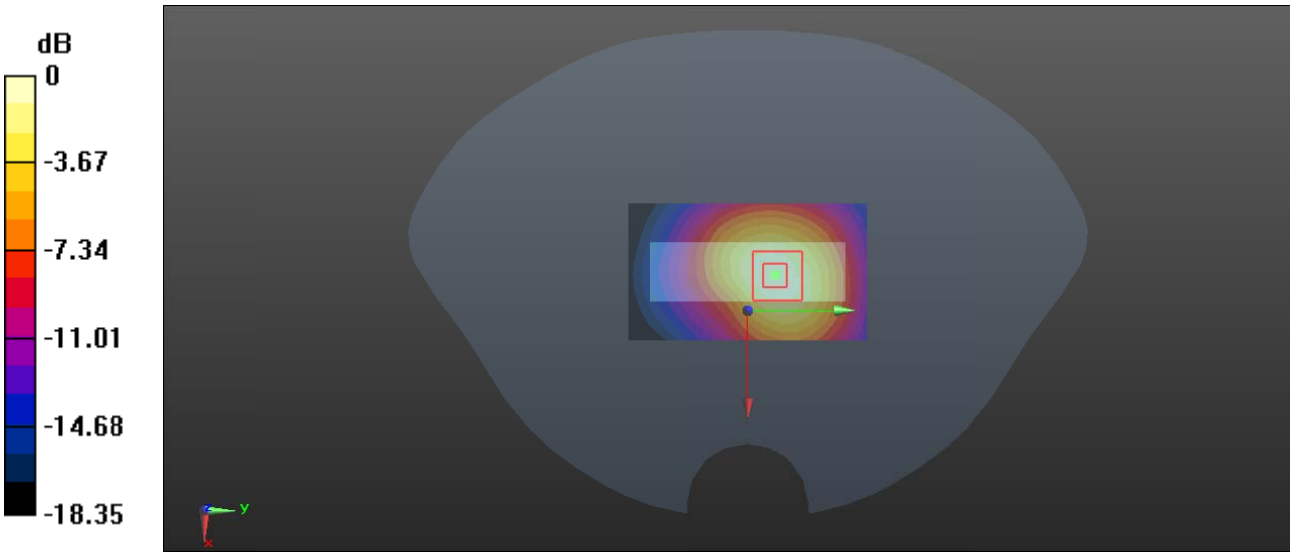


0 dB = 1.39 W/kg = 1.43 dBW/kg

**Test Plot 37#: LTE Band 4_Body Left_50%RB_Middle**

**DUT: Mobile WiFi; Type: UZ-211-1; Serial: RBJ190927050-SA-S1**

Communication System: Generic FDD-LTE; Frequency: 1732.5 MHz;Duty Cycle: 1:1
Medium parameters used: f = 1732.5 MHz; $\sigma$ = 1.34 S/m; $\varepsilon_r$ = 41.254; $\rho$ = 1000 kg/m$^3$ ;
Phantom section: Flat Section

DASY5 Configuration:

- Probe: EX3DV4 - SN7329; ConvF(8.39, 8.39, 8.39) @1732.5 MHz; Calibrated: 2019/10/22;
- Sensor-Surface: 1.4mm (Mechanical Surface Detection)
- Electronics: DAE4 Sn772;Calibrated: 2019/10/6
- Phantom: Twin SAM; Type: Twin SAM V5.0; Serial: TP:1412
- Measurement SW: DASY52, Version 52.10 (2); SEMCAD X Version 14.6.12 (7470)

**Area Scan (41x71x1):**Interpolated grid: dx=1.500 mm, dy=1.500 mm
Maximum value of SAR (interpolated) = 1.09 W/kg

**Zoom Scan (5x5x7)/Cube 0:**Measurement grid: dx=8mm, dy=8mm, dz=5mm
Reference Value = 22.34 V/m; Power Drift = 0.07 dB
Peak SAR (extrapolated) = 1.29 W/kg
**SAR(1 g) = 0.747 W/kg; SAR(10 g) = 0.431 W/kg**
Maximum value of SAR (measured) = 1.08 W/kg

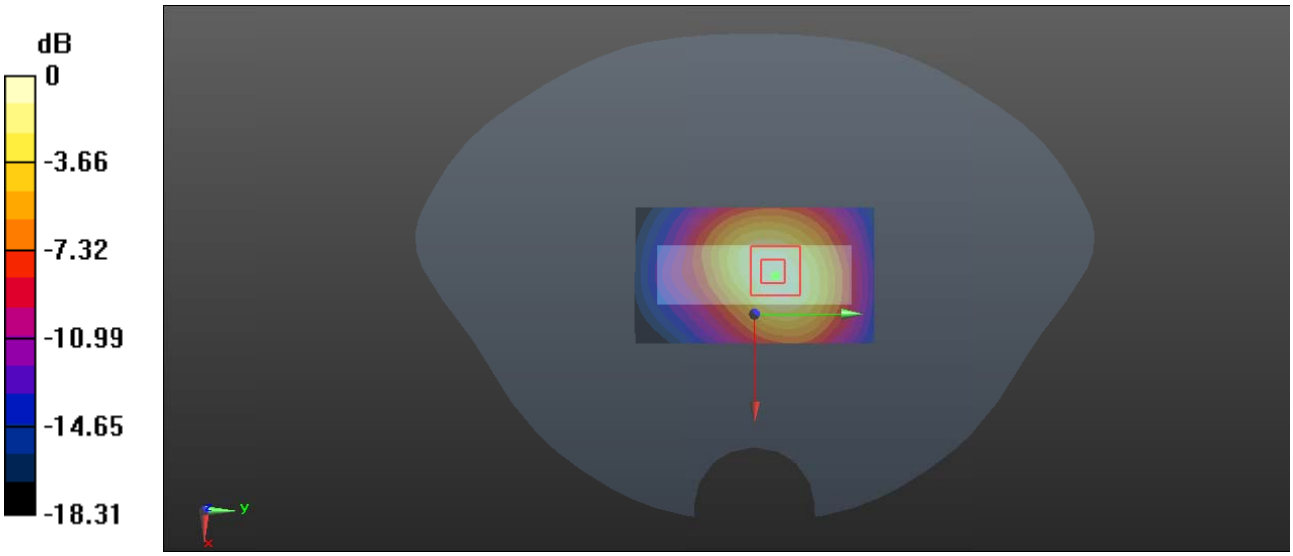


0 dB = 1.08 W/kg = 0.33 dBW/kg

**Test Plot 38#: LTE Band 4_Body Top_1RB_Middle**

**DUT: Mobile WiFi; Type: UZ-211-1; Serial: RBJ190927050-SA-S1**

Communication System: Generic FDD-LTE; Frequency: 1732.5 MHz;Duty Cycle: 1:1
Medium parameters used: f = 1732.5 MHz; $\sigma$ = 1.34 S/m; $\varepsilon_r$ = 41.254; $\rho$ = 1000 kg/m$^3$ ;
Phantom section: Flat Section

DASY5 Configuration:

- Probe: EX3DV4 - SN7329; ConvF(8.39, 8.39, 8.39) @1732.5 MHz; Calibrated: 2019/10/22;
- Sensor-Surface: 1.4mm (Mechanical Surface Detection)
- Electronics: DAE4 Sn772;Calibrated: 2019/10/6
- Phantom: Twin SAM; Type: Twin SAM V5.0; Serial: TP:1412
- Measurement SW: DASY52, Version 52.10 (2); SEMCAD X Version 14.6.12 (7470)

**Area Scan (41x71x1):**Interpolated grid: dx=1.500 mm, dy=1.500 mm
Maximum value of SAR (interpolated) = 0.544 W/kg

**Zoom Scan (5x5x7)/Cube 0:**Measurement grid: dx=8mm, dy=8mm, dz=5mm
Reference Value = 15.34 V/m; Power Drift = -0.12 dB
Peak SAR (extrapolated) = 0.603 W/kg
**SAR(1 g) = 0.362 W/kg; SAR(10 g) = 0.213 W/kg**
Maximum value of SAR (measured) = 0.515 W/kg

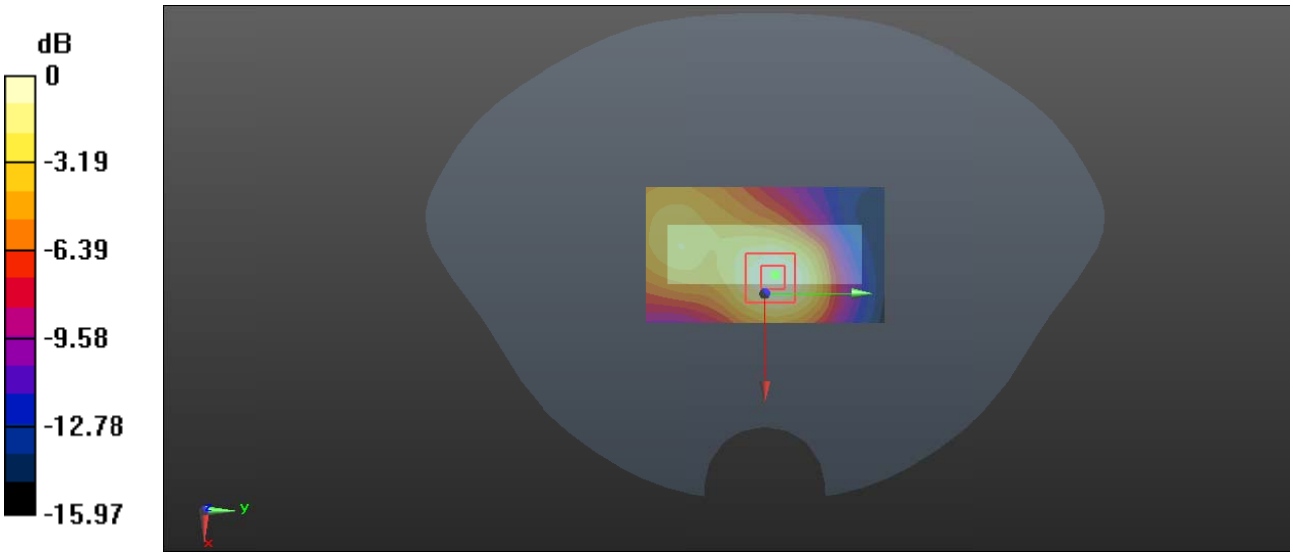


0 dB = 0.515 W/kg = -2.88 dBW/kg

**Test Plot 39#: LTE Band 4_Body Top_50%RB_Middle**

**DUT: Mobile WiFi; Type: UZ-211-1; Serial: RBJ190927050-SA-S1**

Communication System: Generic FDD-LTE; Frequency: 1732.5 MHz;Duty Cycle: 1:1
Medium parameters used: f = 1732.5 MHz; $\sigma$ = 1.34 S/m; $\varepsilon_r$ = 41.254; $\rho$ = 1000 kg/m$^3$ ;
Phantom section: Flat Section

DASY5 Configuration:

- Probe: EX3DV4 - SN7329; ConvF(8.39, 8.39, 8.39) @1732.5 MHz; Calibrated: 2019/10/22;
- Sensor-Surface: 1.4mm (Mechanical Surface Detection)
- Electronics: DAE4 Sn772;Calibrated: 2019/10/6
- Phantom: Twin SAM; Type: Twin SAM V5.0; Serial: TP:1412
- Measurement SW: DASY52, Version 52.10 (2); SEMCAD X Version 14.6.12 (7470)

**Area Scan (41x71x1):**Interpolated grid: dx=1.500 mm, dy=1.500 mm
Maximum value of SAR (interpolated) = 0.391 W/kg

**Zoom Scan (5x5x7)/Cube 0:**Measurement grid: dx=8mm, dy=8mm, dz=5mm
Reference Value = 12.93 V/m; Power Drift = -0.03 dB
Peak SAR (extrapolated) = 0.432 W/kg
**SAR(1 g) = 0.259 W/kg; SAR(10 g) = 0.152 W/kg**
Maximum value of SAR (measured) = 0.368 W/kg

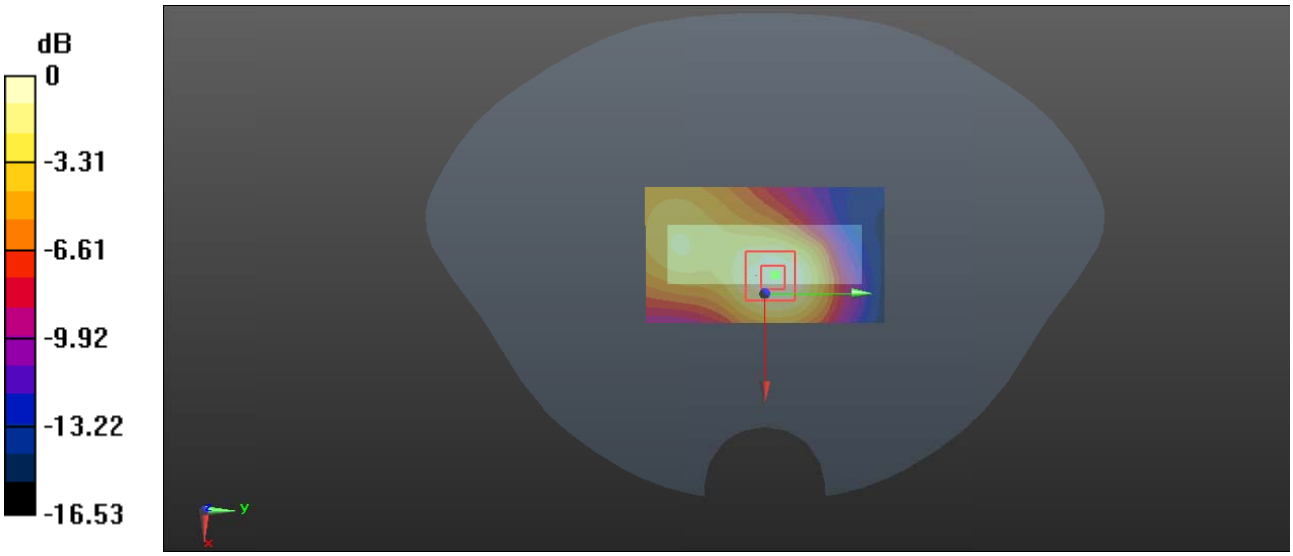


0 dB = 0.368 W/kg = -4.34 dBW/kg

**Test Plot 40#: LTE Band 5_Body Back_1RB_Middle**

**DUT: Mobile WiFi; Type: UZ-211-1; Serial: RBJ190927050-SA-S1**

Communication System: Generic FDD-LTE; Frequency: 836.5 MHz;Duty Cycle: 1:1
Medium parameters used: f = 836.5 MHz; $\sigma$ = 0.905 S/m; $\varepsilon_r$ = 40.819; $\rho$ = 1000 kg/m$^3$ ;
Phantom section: Flat Section

DASY5 Configuration:

- Probe: EX3DV4 - SN7329; ConvF(9.97, 9.97, 9.97) @836.5 MHz; Calibrated: 2019/10/22;
- Sensor-Surface: 1.4mm (Mechanical Surface Detection)
- Electronics: DAE4 Sn772;Calibrated: 2019/10/6
- Phantom: Twin SAM; Type: Twin SAM V5.0; Serial: TP:1412
- Measurement SW: DASY52, Version 52.10 (2); SEMCAD X Version 14.6.12 (7470)

**Area Scan (71x71x1):**Interpolated grid: dx=1.500 mm, dy=1.500 mm
Maximum value of SAR (interpolated) = 0.548 W/kg

**Zoom Scan (8x6x7)/Cube 0:**Measurement grid: dx=8mm, dy=8mm, dz=5mm
Reference Value = 23.90 V/m; Power Drift = 0.08 dB
Peak SAR (extrapolated) = 0.772 W/kg
**SAR(1 g) = 0.513 W/kg; SAR(10 g) = 0.380 W/kg**
Maximum value of SAR (measured) = 0.539 W/kg




0 dB = 0.539 W/kg = -2.68 dBW/kg

**Test Plot 41#: LTE Band 5_Body Back_50%RB_Middle**

**DUT: Mobile WiFi; Type: UZ-211-1; Serial: RBJ190927050-SA-S1**

Communication System: Generic FDD-LTE; Frequency: 836.5 MHz;Duty Cycle: 1:1
Medium parameters used: f = 836.5 MHz; $\sigma$ = 0.905 S/m; $\varepsilon_r$ = 40.819; $\rho$ = 1000 kg/m$^3$ ;
Phantom section: Flat Section

DASY5 Configuration:

- Probe: EX3DV4 - SN7329; ConvF(9.97, 9.97, 9.97) @836.5 MHz; Calibrated: 2019/10/22;
- Sensor-Surface: 1.4mm (Mechanical Surface Detection)
- Electronics: DAE4 Sn772;Calibrated: 2019/10/6
- Phantom: Twin SAM; Type: Twin SAM V5.0; Serial: TP:1412
- Measurement SW: DASY52, Version 52.10 (2); SEMCAD X Version 14.6.12 (7470)

**Area Scan (71x71x1):**Interpolated grid: dx=1.500 mm, dy=1.500 mm
Maximum value of SAR (interpolated) = 0.521 W/kg

**Zoom Scan (8x6x7)/Cube 0:**Measurement grid: dx=8mm, dy=8mm, dz=5mm
Reference Value = 23.45 V/m; Power Drift = 0.03 dB
Peak SAR (extrapolated) = 0.741 W/kg
**SAR(1 g) = 0.482 W/kg; SAR(10 g) = 0.359 W/kg**
Maximum value of SAR (measured) = 0.508 W/kg




0 dB = 0.508 W/kg = -2.94 dBW/kg

**Test Plot 42#: LTE Band 5_Body Front_1RB_Middle**

**DUT: Mobile WiFi; Type: UZ-211-1; Serial: RBJ190927050-SA-S1**

Communication System: Generic FDD-LTE; Frequency: 836.5 MHz;Duty Cycle: 1:1
Medium parameters used: f = 836.5 MHz; $\sigma$ = 0.905 S/m; $\varepsilon_r$ = 40.819; $\rho$ = 1000 kg/m$^3$ ;
Phantom section: Flat Section

DASY5 Configuration:

- Probe: EX3DV4 - SN7329; ConvF(9.97, 9.97, 9.97) @836.5 MHz; Calibrated: 2019/10/22;
- Sensor-Surface: 1.4mm (Mechanical Surface Detection)
- Electronics: DAE4 Sn772;Calibrated: 2019/10/6
- Phantom: Twin SAM; Type: Twin SAM V5.0; Serial: TP:1412
- Measurement SW: DASY52, Version 52.10 (2); SEMCAD X Version 14.6.12 (7470)

**Area Scan (71x71x1):**Interpolated grid: dx=1.500 mm, dy=1.500 mm
Maximum value of SAR (interpolated) = 0.306 W/kg

**Zoom Scan (5x5x7)/Cube 0:**Measurement grid: dx=8mm, dy=8mm, dz=5mm
Reference Value = 15.20 V/m; Power Drift = 0.04 dB
Peak SAR (extrapolated) = 0.380 W/kg
**SAR(1 g) = 0.291 W/kg; SAR(10 g) = 0.213 W/kg**
Maximum value of SAR (measured) = 0.306 W/kg

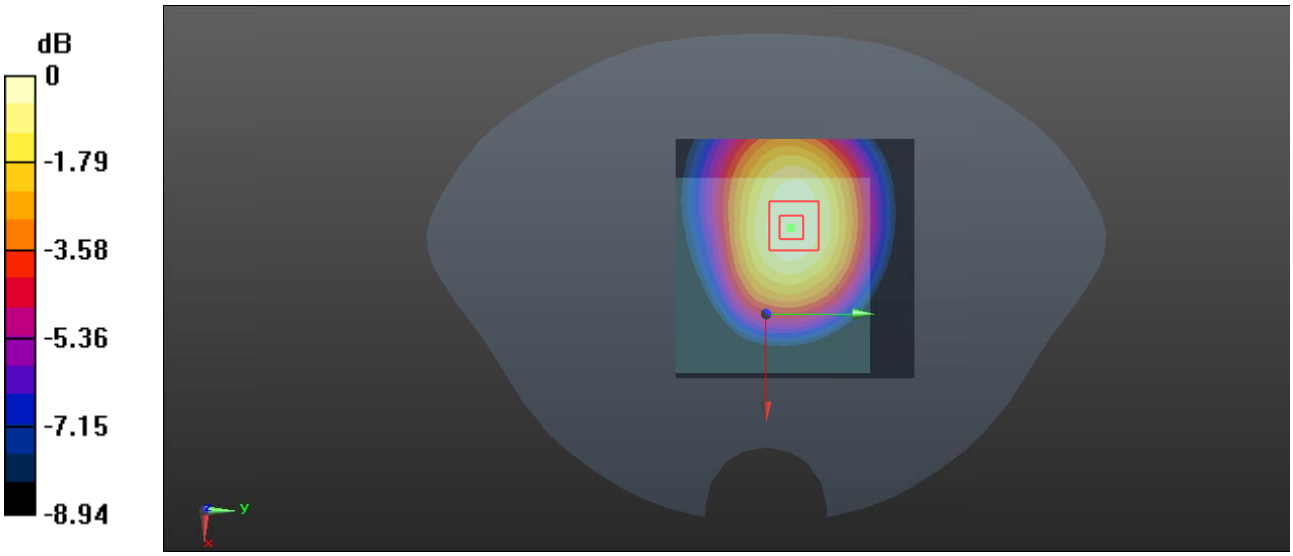


0 dB = 0.306 W/kg = -5.14 dBW/kg

**Test Plot 43#: LTE Band 5_Body Front_50%RB_Middle**

**DUT: Mobile WiFi; Type: UZ-211-1; Serial: RBJ190927050-SA-S1**

Communication System: Generic FDD-LTE; Frequency: 836.5 MHz;Duty Cycle: 1:1
Medium parameters used: f = 836.5 MHz; $\sigma$ = 0.905 S/m; $\varepsilon_r$ = 40.819; $\rho$ = 1000 kg/m$^3$ ;
Phantom section: Flat Section

DASY5 Configuration:

- Probe: EX3DV4 - SN7329; ConvF(9.97, 9.97, 9.97) @836.5 MHz; Calibrated: 2019/10/22;
- Sensor-Surface: 1.4mm (Mechanical Surface Detection)
- Electronics: DAE4 Sn772;Calibrated: 2019/10/6
- Phantom: Twin SAM; Type: Twin SAM V5.0; Serial: TP:1412
- Measurement SW: DASY52, Version 52.10 (2); SEMCAD X Version 14.6.12 (7470)

**Area Scan (71x71x1):**Interpolated grid: dx=1.500 mm, dy=1.500 mm
Maximum value of SAR (interpolated) = 0.300 W/kg

**Zoom Scan (5x5x7)/Cube 0:**Measurement grid: dx=8mm, dy=8mm, dz=5mm
Reference Value = 15.20 V/m; Power Drift = -0.17 dB
Peak SAR (extrapolated) = 0.344 W/kg
**SAR(1 g) = 0.268 W/kg; SAR(10 g) = 0.196 W/kg**
Maximum value of SAR (measured) = 0.283 W/kg

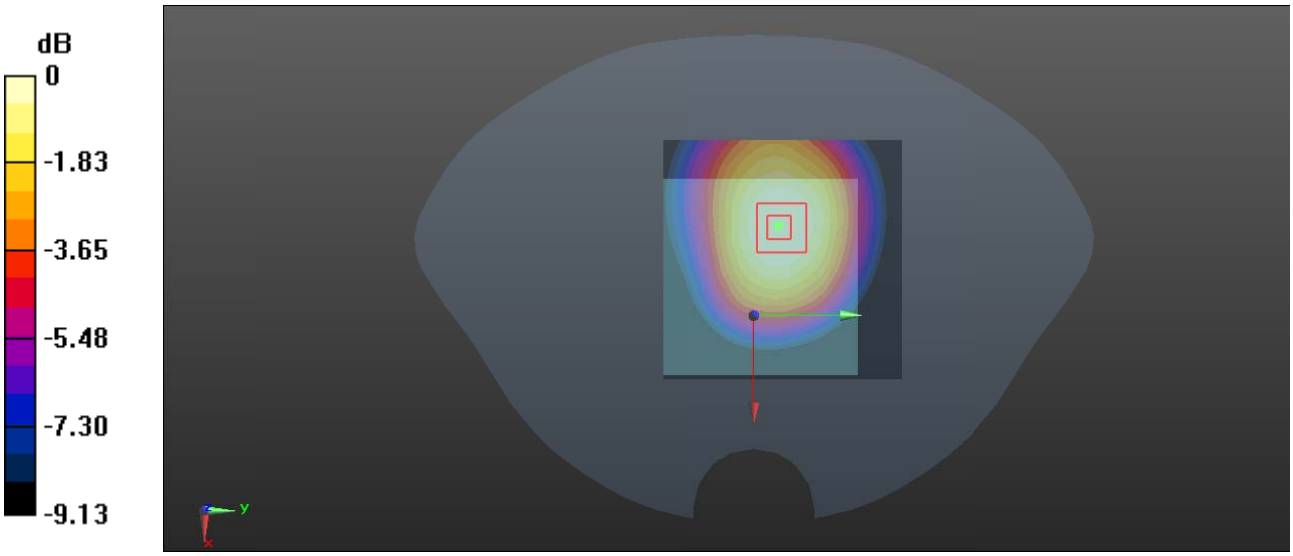


0 dB = 0.283 W/kg = -5.48 dBW/kg

**Test Plot 44#: LTE Band 5_Body Left_1RB_Middle**

**DUT: Mobile WiFi; Type: UZ-211-1; Serial: RBJ190927050-SA-S1**

Communication System: Generic FDD-LTE; Frequency: 836.5 MHz;Duty Cycle: 1:1
Medium parameters used: f = 836.5 MHz; $\sigma$ = 0.905 S/m; $\varepsilon_r$ = 40.819; $\rho$ = 1000 kg/m$^3$ ;
Phantom section: Flat Section

DASY5 Configuration:

- Probe: EX3DV4 - SN7329; ConvF(9.97, 9.97, 9.97) @836.5 MHz; Calibrated: 2019/10/22;
- Sensor-Surface: 1.4mm (Mechanical Surface Detection)
- Electronics: DAE4 Sn772;Calibrated: 2019/10/6
- Phantom: Twin SAM; Type: Twin SAM V5.0; Serial: TP:1412
- Measurement SW: DASY52, Version 52.10 (2); SEMCAD X Version 14.6.12 (7470)

**Area Scan (61x81x1):**Interpolated grid: dx=1.500 mm, dy=1.500 mm
Maximum value of SAR (interpolated) = 0.334 W/kg

**Zoom Scan (5x5x7)/Cube 0:**Measurement grid: dx=8mm, dy=8mm, dz=5mm
Reference Value = 19.40 V/m; Power Drift = -0.06 dB
Peak SAR (extrapolated) = 0.485 W/kg
**SAR(1 g) = 0.285 W/kg; SAR(10 g) = 0.165 W/kg**
Maximum value of SAR (measured) = 0.315 W/kg

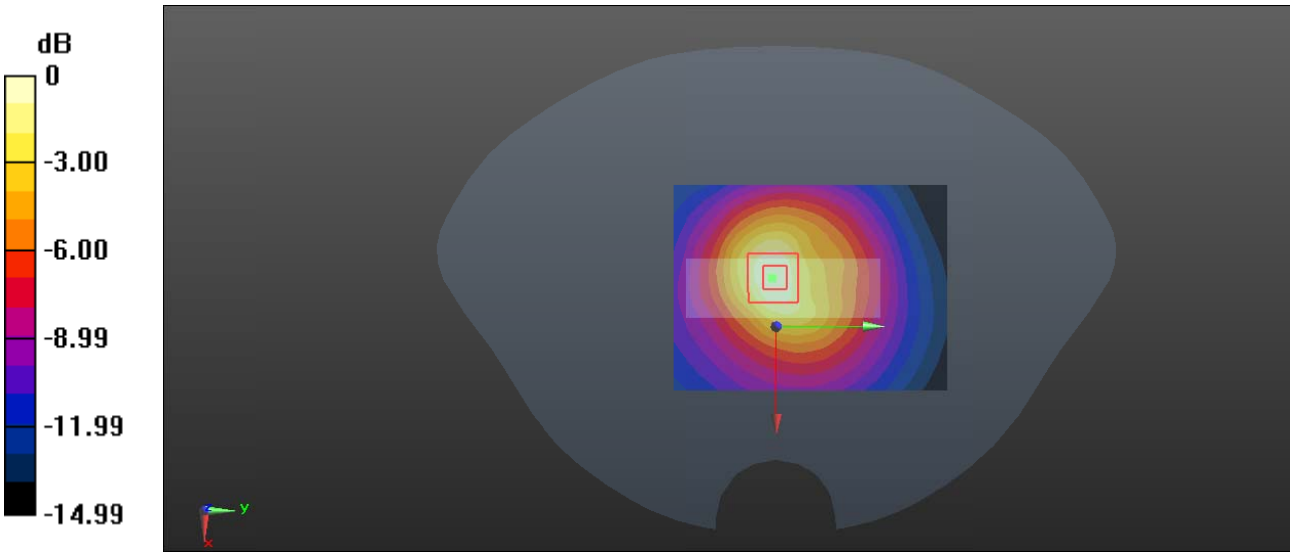


0 dB = 0.315 W/kg = -5.02 dBW/kg

**Test Plot 45#: LTE Band 5_Body Left_50%RB_Middle**

**DUT: Mobile WiFi; Type: UZ-211-1; Serial: RBJ190927050-SA-S1**

Communication System: Generic FDD-LTE; Frequency: 836.5 MHz;Duty Cycle: 1:1
Medium parameters used: f = 836.5 MHz; $\sigma$ = 0.905 S/m; $\varepsilon_r$ = 40.819; $\rho$ = 1000 kg/m$^3$ ;
Phantom section: Flat Section

DASY5 Configuration:

- Probe: EX3DV4 - SN7329; ConvF(9.97, 9.97, 9.97) @836.5 MHz; Calibrated: 2019/10/22;
- Sensor-Surface: 1.4mm (Mechanical Surface Detection)
- Electronics: DAE4 Sn772;Calibrated: 2019/10/6
- Phantom: Twin SAM; Type: Twin SAM V5.0; Serial: TP:1412
- Measurement SW: DASY52, Version 52.10 (2); SEMCAD X Version 14.6.12 (7470)

**Area Scan (61x81x1):**Interpolated grid: dx=1.500 mm, dy=1.500 mm
Maximum value of SAR (interpolated) = 0.298 W/kg

**Zoom Scan (5x5x7)/Cube 0:**Measurement grid: dx=8mm, dy=8mm, dz=5mm
Reference Value = 15.91 V/m; Power Drift = -0.08 dB
Peak SAR (extrapolated) = 0.436 W/kg
**SAR(1 g) = 0.260 W/kg; SAR(10 g) = 0.153 W/kg**
Maximum value of SAR (measured) = 0.283 W/kg

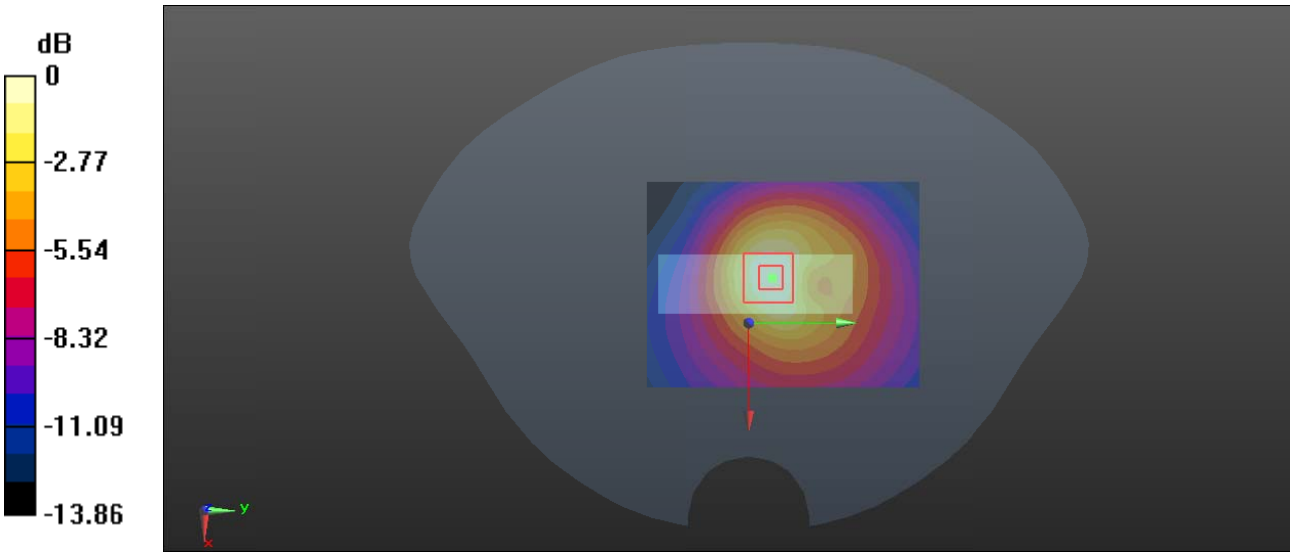


0 dB = 0.283 W/kg = -5.48 dBW/kg

**Test Plot 46#: LTE Band 5_Body Top_1RB_Middle**

**DUT: Mobile WiFi; Type: UZ-211-1; Serial: RBJ190927050-SA-S1**

Communication System: Generic FDD-LTE; Frequency: 836.5 MHz;Duty Cycle: 1:1
Medium parameters used: f = 836.5 MHz; $\sigma$ = 0.905 S/m; $\varepsilon_r$ = 40.819; $\rho$ = 1000 kg/m$^3$ ;
Phantom section: Flat Section

DASY5 Configuration:

- Probe: EX3DV4 - SN7329; ConvF(9.97, 9.97, 9.97) @836.5 MHz; Calibrated: 2019/10/22;
- Sensor-Surface: 1.4mm (Mechanical Surface Detection)
- Electronics: DAE4 Sn772;Calibrated: 2019/10/6
- Phantom: Twin SAM; Type: Twin SAM V5.0; Serial: TP:1412
- Measurement SW: DASY52, Version 52.10 (2); SEMCAD X Version 14.6.12 (7470)

**Area Scan (61x81x1):**Interpolated grid: dx=1.500 mm, dy=1.500 mm
Maximum value of SAR (interpolated) = 0.273 W/kg

**Zoom Scan (5x5x7)/Cube 0:**Measurement grid: dx=8mm, dy=8mm, dz=5mm
Reference Value = 16.48 V/m; Power Drift = -0.10 dB
Peak SAR (extrapolated) = 0.353 W/kg
**SAR(1 g) = 0.256 W/kg; SAR(10 g) = 0.180 W/kg**
Maximum value of SAR (measured) = 0.274 W/kg

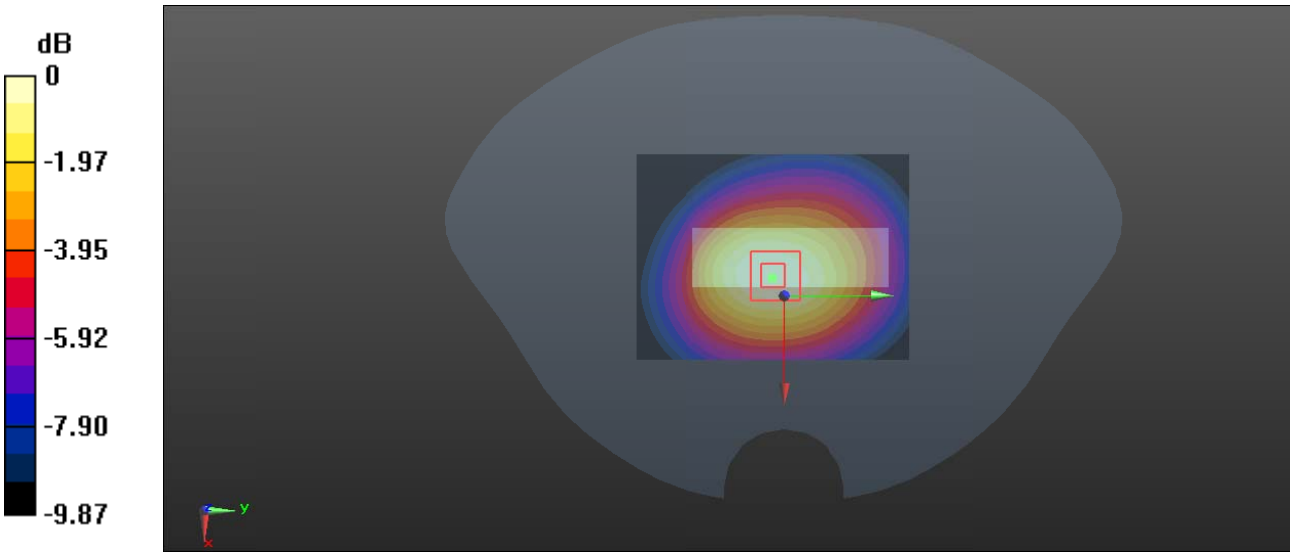


0 dB = 0.274 W/kg = -5.62 dBW/kg

**Test Plot 47#: LTE Band 5_Body Top_50%RB_Middle**

**DUT: Mobile WiFi; Type: UZ-211-1; Serial: RBJ190927050-SA-S1**

Communication System: Generic FDD-LTE; Frequency: 836.5 MHz;Duty Cycle: 1:1
Medium parameters used: f = 836.5 MHz; $\sigma$ = 0.905 S/m; $\varepsilon_r$ = 40.819; $\rho$ = 1000 kg/m$^3$ ;
Phantom section: Flat Section

DASY5 Configuration:

- Probe: EX3DV4 - SN7329; ConvF(9.97, 9.97, 9.97) @836.5 MHz; Calibrated: 2019/10/22;
- Sensor-Surface: 1.4mm (Mechanical Surface Detection)
- Electronics: DAE4 Sn772;Calibrated: 2019/10/6
- Phantom: Twin SAM; Type: Twin SAM V5.0; Serial: TP:1412
- Measurement SW: DASY52, Version 52.10 (2); SEMCAD X Version 14.6.12 (7470)

**Area Scan (61x81x1):**Interpolated grid: dx=1.500 mm, dy=1.500 mm
Maximum value of SAR (interpolated) = 0.261 W/kg

**Zoom Scan (5x5x7)/Cube 0:**Measurement grid: dx=8mm, dy=8mm, dz=5mm
Reference Value = 16.08 V/m; Power Drift = -0.11 dB
Peak SAR (extrapolated) = 0.333 W/kg
**SAR(1 g) = 0.243 W/kg; SAR(10 g) = 0.170 W/kg**
Maximum value of SAR (measured) = 0.259 W/kg

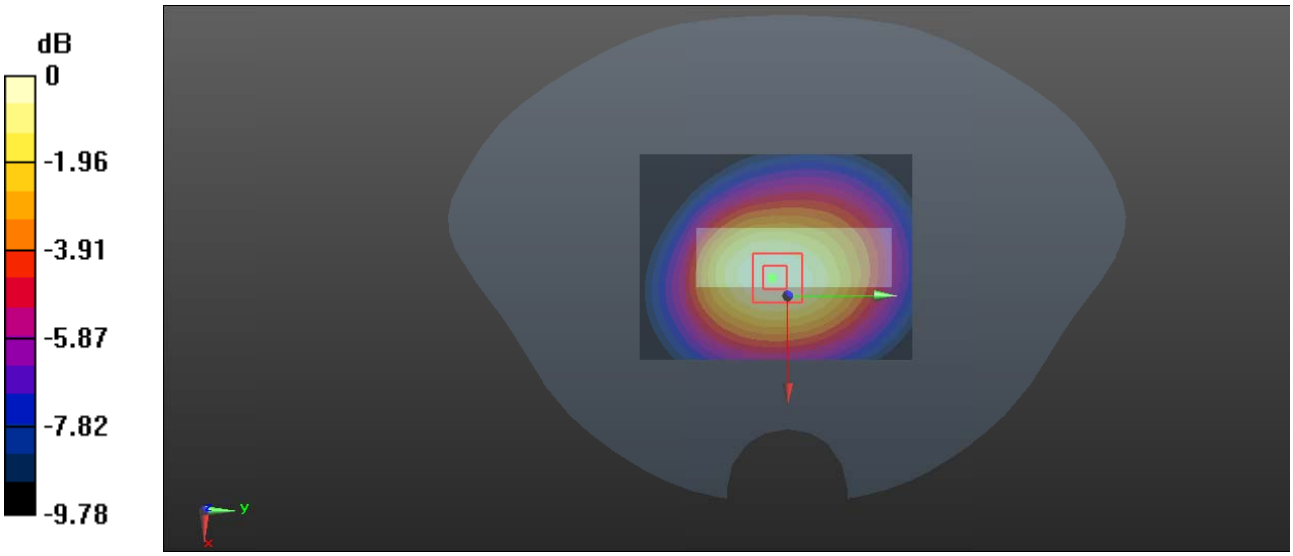


0 dB = 0.259 W/kg = -5.87 dBW/kg

**Test Plot 48#: LTE Band 7_Body Back_1RB_Middle**

**DUT: Mobile WiFi; Type: UZ-211-1; Serial: RBJ190927050-SA-S1**

Communication System: Generic FDD-LTE; Frequency: 2535 MHz;Duty Cycle: 1:1
Medium parameters used: f = 2535 MHz; $\sigma$ = 1.924 S/m; $\varepsilon_r$ = 40.07; $\rho$ = 1000 kg/m$^3$ ;
Phantom section: Flat Section

DASY5 Configuration:

- Probe: EX3DV4 - SN7329; ConvF(7.6, 7.6, 7.6) @2535 MHz; Calibrated: 2019/10/22;
- Sensor-Surface: 1.4mm (Mechanical Surface Detection)
- Electronics: DAE4 Sn772;Calibrated: 2019/10/6
- Phantom: Twin SAM; Type: Twin SAM V5.0; Serial: TP:1412
- Measurement SW: DASY52, Version 52.10 (2); SEMCAD X Version 14.6.12 (7470)

**Area Scan (91x91x1):**Interpolated grid: dx=1.200 mm, dy=1.200 mm
Maximum value of SAR (interpolated) = 0.862 W/kg

**Zoom Scan (5x5x7)/Cube 0:**Measurement grid: dx=8mm, dy=8mm, dz=5mm
Reference Value = 7.651 V/m; Power Drift = -0.15 dB
Peak SAR (extrapolated) = 0.866 W/kg
**SAR(1 g) = 0.453 W/kg; SAR(10 g) = 0.238 W/kg**
Maximum value of SAR (measured) = 0.708 W/kg




0 dB = 0.708 W/kg = -1.50 dBW/kg

**Test Plot 49#: LTE Band 7_Body Back_50%RB_Middle**

**DUT: Mobile WiFi; Type: UZ-211-1; Serial: RBJ190927050-SA-S1**

Communication System: Generic FDD-LTE; Frequency: 2535 MHz;Duty Cycle: 1:1
Medium parameters used: f = 2535 MHz; $\sigma$ = 1.924 S/m; $\varepsilon_r$ = 40.07; $\rho$ = 1000 kg/m$^3$ ;
Phantom section: Flat Section

DASY5 Configuration:

- Probe: EX3DV4 - SN7329; ConvF(7.6, 7.6, 7.6) @2535 MHz; Calibrated: 2019/10/22;
- Sensor-Surface: 1.4mm (Mechanical Surface Detection)
- Electronics: DAE4 Sn772;Calibrated: 2019/10/6
- Phantom: Twin SAM; Type: Twin SAM V5.0; Serial: TP:1412
- Measurement SW: DASY52, Version 52.10 (2); SEMCAD X Version 14.6.12 (7470)

**Area Scan (91x91x1):**Interpolated grid: dx=1.200 mm, dy=1.200 mm
Maximum value of SAR (interpolated) = 0.546 W/kg

**Zoom Scan (5x5x7)/Cube 0:**Measurement grid: dx=8mm, dy=8mm, dz=5mm
Reference Value = 6.219 V/m; Power Drift = -0.13 dB
Peak SAR (extrapolated) = 0.646 W/kg
**SAR(1 g) = 0.337 W/kg; SAR(10 g) = 0.176 W/kg**
Maximum value of SAR (measured) = 0.528 W/kg

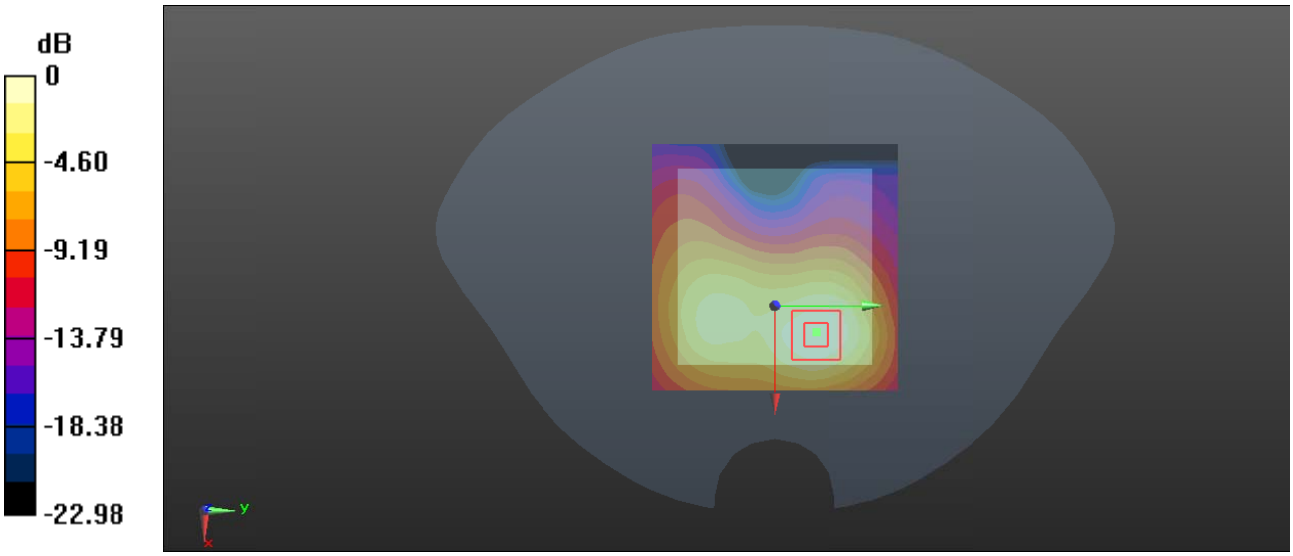


0 dB = 0.528 W/kg = -2.77 dBW/kg

**Test Plot 50#: LTE Band 7_Body Front_1RB_Middle**

**DUT: Mobile WiFi; Type: UZ-211-1; Serial: RBJ190927050-SA-S1**

Communication System: Generic FDD-LTE; Frequency: 2535 MHz;Duty Cycle: 1:1
Medium parameters used: f = 2535 MHz; $\sigma$ = 1.924 S/m; $\varepsilon_r$ = 40.07; $\rho$ = 1000 kg/m$^3$ ;
Phantom section: Flat Section

DASY5 Configuration:

- Probe: EX3DV4 - SN7329; ConvF(7.6, 7.6, 7.6) @2535 MHz; Calibrated: 2019/10/22;
- Sensor-Surface: 1.4mm (Mechanical Surface Detection)
- Electronics: DAE4 Sn772;Calibrated: 2019/10/6
- Phantom: Twin SAM; Type: Twin SAM V5.0; Serial: TP:1412
- Measurement SW: DASY52, Version 52.10 (2); SEMCAD X Version 14.6.12 (7470)

**Area Scan (91x91x1):**Interpolated grid: dx=1.200 mm, dy=1.200 mm
Maximum value of SAR (interpolated) = 0.296 W/kg

**Zoom Scan (5x5x7)/Cube 0:**Measurement grid: dx=8mm, dy=8mm, dz=5mm
Reference Value = 3.171 V/m; Power Drift = 0.05 dB
Peak SAR (extrapolated) = 0.363 W/kg
**SAR(1 g) = 0.195 W/kg; SAR(10 g) = 0.105 W/kg**
Maximum value of SAR (measured) = 0.299 W/kg

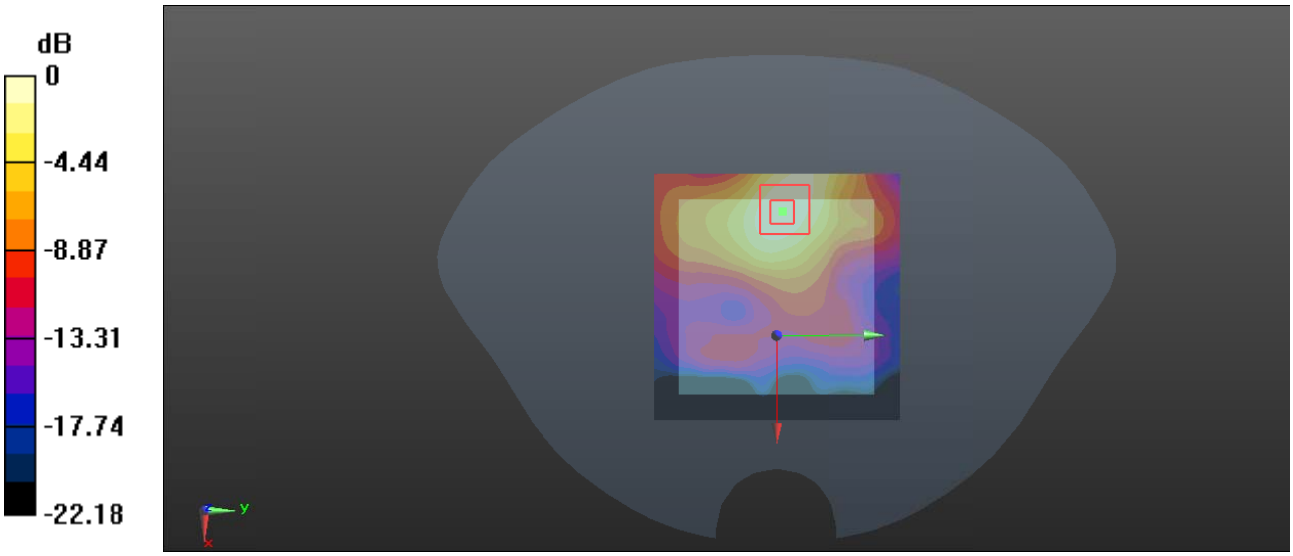


0 dB = 0.299 W/kg = -5.24 dBW/kg

**Test Plot 51#: LTE Band 7_Body Front_50%RB_Middle**

**DUT: Mobile WiFi; Type: UZ-211-1; Serial: RBJ190927050-SA-S1**

Communication System: Generic FDD-LTE; Frequency: 2535 MHz;Duty Cycle: 1:1
Medium parameters used: f = 2535 MHz; $\sigma$ = 1.924 S/m; $\varepsilon_r$ = 40.07; $\rho$ = 1000 kg/m$^3$ ;
Phantom section: Flat Section

DASY5 Configuration:

- Probe: EX3DV4 - SN7329; ConvF(7.6, 7.6, 7.6) @2535 MHz; Calibrated: 2019/10/22;
- Sensor-Surface: 1.4mm (Mechanical Surface Detection)
- Electronics: DAE4 Sn772;Calibrated: 2019/10/6
- Phantom: Twin SAM; Type: Twin SAM V5.0; Serial: TP:1412
- Measurement SW: DASY52, Version 52.10 (2); SEMCAD X Version 14.6.12 (7470)

**Area Scan (91x91x1):**Interpolated grid: dx=1.200 mm, dy=1.200 mm
Maximum value of SAR (interpolated) = 0.226 W/kg

**Zoom Scan (5x5x7)/Cube 0:**Measurement grid: dx=8mm, dy=8mm, dz=5mm
Reference Value = 2.787 V/m; Power Drift = 0.13 dB
Peak SAR (extrapolated) = 0.279 W/kg
**SAR(1 g) = 0.149 W/kg; SAR(10 g) = 0.080 W/kg**
Maximum value of SAR (measured) = 0.229 W/kg

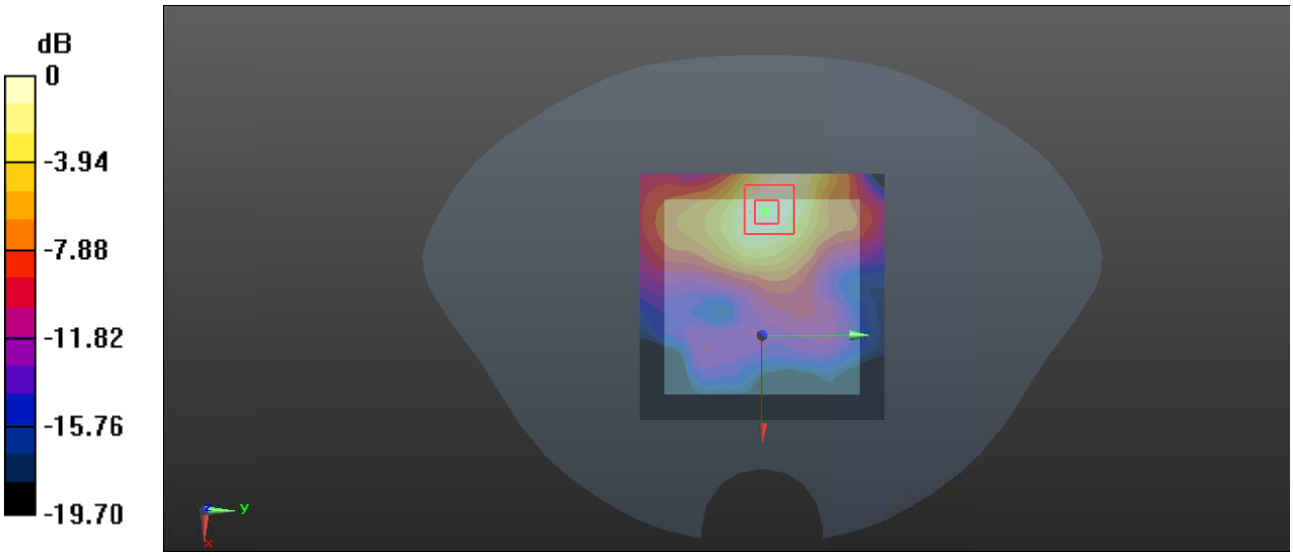


0 dB = 0.229 W/kg = -6.40 dBW/kg

**Test Plot 52#: LTE Band 7_Body Left_1RB_Low**

**DUT: Mobile WiFi; Type: UZ-211-1; Serial: RBJ190927050-SA-S1**

Communication System: Generic FDD-LTE; Frequency: 2510 MHz;Duty Cycle: 1:1
Medium parameters used: f = 2510 MHz; $\sigma$ = 1.957 S/m; $\varepsilon_r$ = 39.914; $\rho$ = 1000 kg/m$^3$ ;
Phantom section: Flat Section

DASY5 Configuration:

- Probe: EX3DV4 - SN7329; ConvF(7.6, 7.6, 7.6) @2510 MHz; Calibrated: 2019/10/22;
- Sensor-Surface: 1.4mm (Mechanical Surface Detection)
- Electronics: DAE4 Sn772;Calibrated: 2019/10/6
- Phantom: Twin SAM; Type: Twin SAM V5.0; Serial: TP:1412
- Measurement SW: DASY52, Version 52.10 (2); SEMCAD X Version 14.6.12 (7470)

**Area Scan (91x51x1):**Interpolated grid: dx=1.200 mm, dy=1.200 mm
Maximum value of SAR (interpolated) = 1.42 W/kg

**Zoom Scan (5x5x7)/Cube 0:**Measurement grid: dx=8mm, dy=8mm, dz=5mm
Reference Value = 16.56 V/m; Power Drift = -0.07 dB
Peak SAR (extrapolated) = 1.72 W/kg
**SAR(1 g) = 0.847 W/kg; SAR(10 g) = 0.397 W/kg**
Maximum value of SAR (measured) = 1.40 W/kg

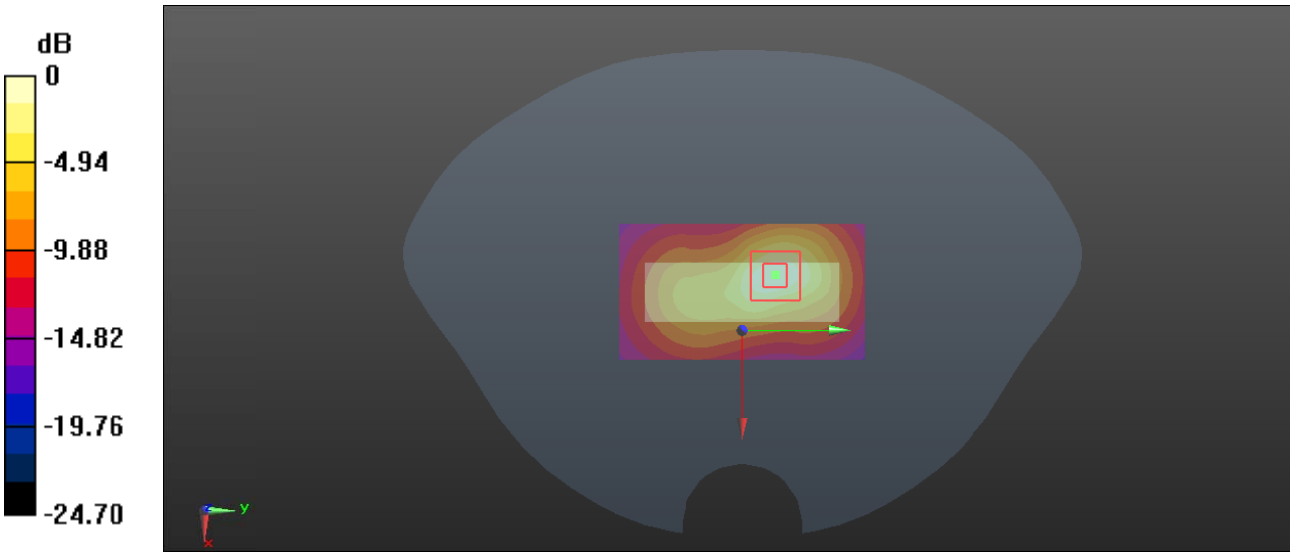


0 dB = 1.40 W/kg = 1.46 dBW/kg

**Test Plot 53#: LTE Band 7_Body Left_1RB_Middle**

**DUT: Mobile WiFi; Type: UZ-211-1; Serial: RBJ190927050-SA-S1**

Communication System: Generic FDD-LTE; Frequency: 2535 MHz;Duty Cycle: 1:1
Medium parameters used: f = 2535 MHz; $\sigma$ = 1.924 S/m; $\varepsilon_r$ = 40.07; $\rho$ = 1000 kg/m$^3$ ;
Phantom section: Flat Section

DASY5 Configuration:

- Probe: EX3DV4 - SN7329; ConvF(7.6, 7.6, 7.6) @2535 MHz; Calibrated: 2019/10/22;
- Sensor-Surface: 1.4mm (Mechanical Surface Detection)
- Electronics: DAE4 Sn772;Calibrated: 2019/10/6
- Phantom: Twin SAM; Type: Twin SAM V5.0; Serial: TP:1412
- Measurement SW: DASY52, Version 52.10 (2); SEMCAD X Version 14.6.12 (7470)

**Area Scan (91x51x1):**Interpolated grid: dx=1.200 mm, dy=1.200 mm
Maximum value of SAR (interpolated) = 1.83 W/kg

**Zoom Scan (5x5x7)/Cube 0:**Measurement grid: dx=8mm, dy=8mm, dz=5mm
Reference Value = 17.75 V/m; Power Drift = 0.09 dB
Peak SAR (extrapolated) = 2.21 W/kg
**SAR(1 g) = 1.11 W/kg; SAR(10 g) = 0.526 W/kg**
Maximum value of SAR (measured) = 1.81 W/kg

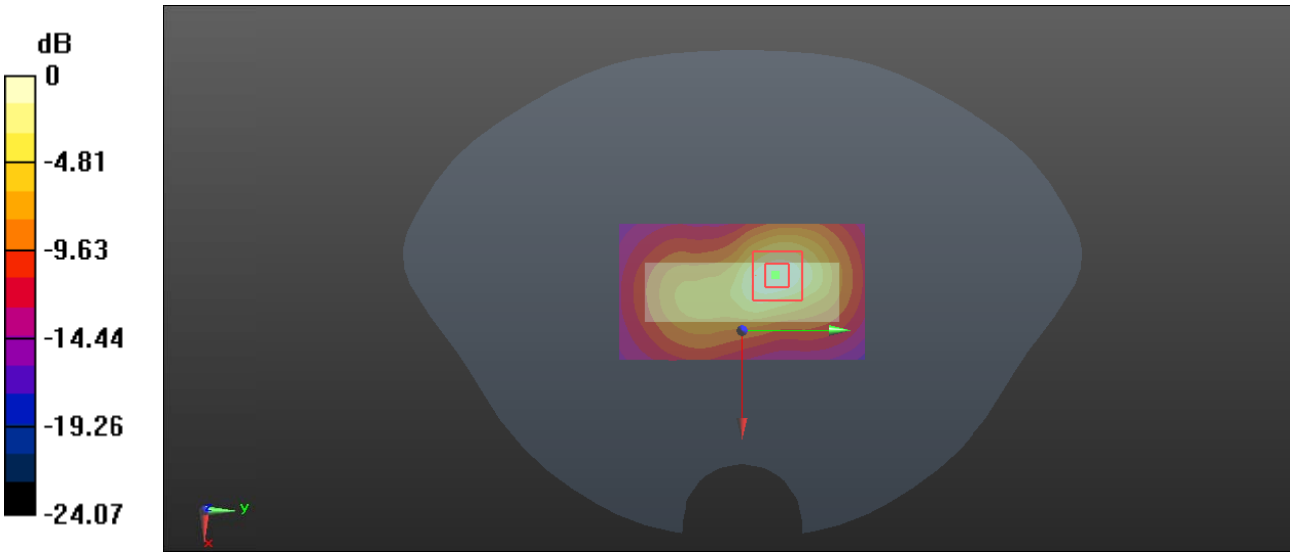


0 dB = 1.81 W/kg = 2.58 dBW/kg

**Test Plot 54#: LTE Band 7_Body Left_1RB_High**

**DUT: Mobile WiFi; Type: UZ-211-1; Serial: RBJ190927050-SA-S1**

Communication System: Generic FDD-LTE; Frequency: 2560 MHz;Duty Cycle: 1:1
Medium parameters used: f = 2560 MHz; $\sigma$ = 1.957 S/m; $\varepsilon_r$ = 39.914; $\rho$ = 1000 kg/m$^3$ ;
Phantom section: Flat Section

DASY5 Configuration:

- Probe: EX3DV4 - SN7329; ConvF(7.42, 7.42, 7.42) @2560 MHz; Calibrated: 2019/10/22;
- Sensor-Surface: 1.4mm (Mechanical Surface Detection)
- Electronics: DAE4 Sn772;Calibrated: 2019/10/6
- Phantom: Twin SAM; Type: Twin SAM V5.0; Serial: TP:1412
- Measurement SW: DASY52, Version 52.10 (2); SEMCAD X Version 14.6.12 (7470)

**Area Scan (91x51x1):**Interpolated grid: dx=1.200 mm, dy=1.200 mm
Maximum value of SAR (interpolated) = 2.08 W/kg

**Zoom Scan (5x5x7)/Cube 0:**Measurement grid: dx=8mm, dy=8mm, dz=5mm
Reference Value = 18.49 V/m; Power Drift = 0.13 dB
Peak SAR (extrapolated) = 2.54 W/kg
**SAR(1 g) = 1.26 W/kg; SAR(10 g) = 0.592 W/kg**
Maximum value of SAR (measured) = 2.08 W/kg

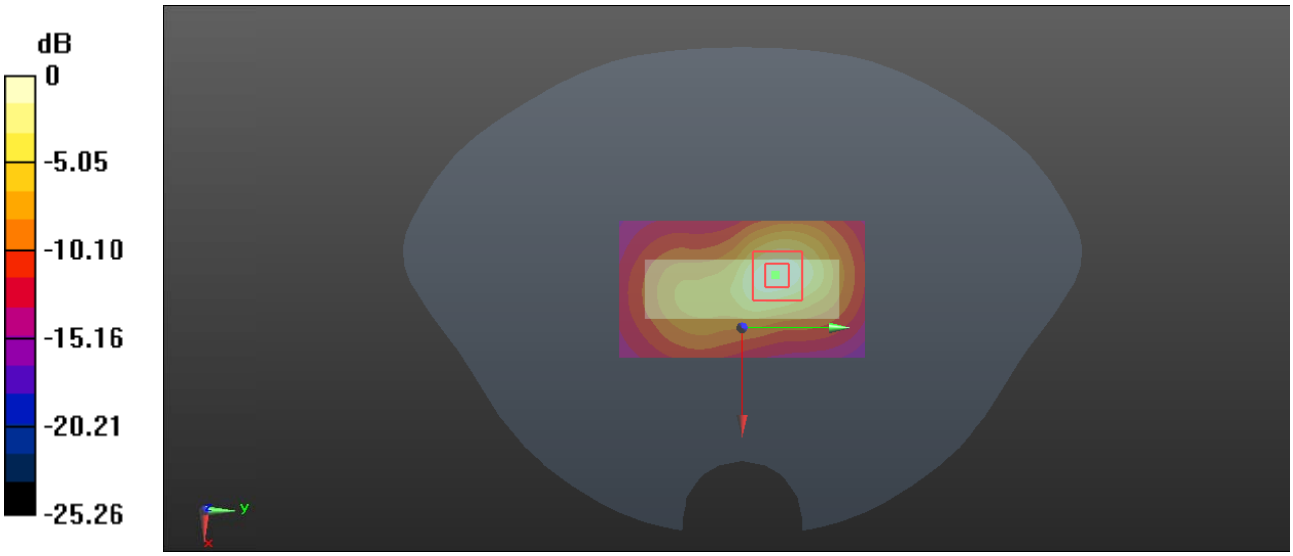


0 dB = 2.08 W/kg = 3.18 dBW/kg

**Test Plot 55#: LTE Band 7_Body Left_50%RB_Low**

**DUT: Mobile WiFi; Type: UZ-211-1; Serial: RBJ190927050-SA-S1**

Communication System: Generic FDD-LTE; Frequency: 2510 MHz;Duty Cycle: 1:1
Medium parameters used: f = 2510 MHz; $\sigma$ = 1.957 S/m; $\varepsilon_r$ = 39.914; $\rho$ = 1000 kg/m$^3$ ;
Phantom section: Flat Section

DASY5 Configuration:

- Probe: EX3DV4 - SN7329; ConvF(7.6, 7.6, 7.6) @2510 MHz; Calibrated: 2019/10/22;
- Sensor-Surface: 1.4mm (Mechanical Surface Detection)
- Electronics: DAE4 Sn772;Calibrated: 2019/10/6
- Phantom: Twin SAM; Type: Twin SAM V5.0; Serial: TP:1412
- Measurement SW: DASY52, Version 52.10 (2); SEMCAD X Version 14.6.12 (7470)

**Area Scan (91x51x1):**Interpolated grid: dx=1.200 mm, dy=1.200 mm
Maximum value of SAR (interpolated) = 1.31 W/kg

**Zoom Scan (5x5x7)/Cube 0:**Measurement grid: dx=8mm, dy=8mm, dz=5mm
Reference Value = 15.68 V/m; Power Drift = 0.00 dB
Peak SAR (extrapolated) = 1.59 W/kg
**SAR(1 g) = 0.783 W/kg; SAR(10 g) = 0.367 W/kg**
Maximum value of SAR (measured) = 1.30 W/kg

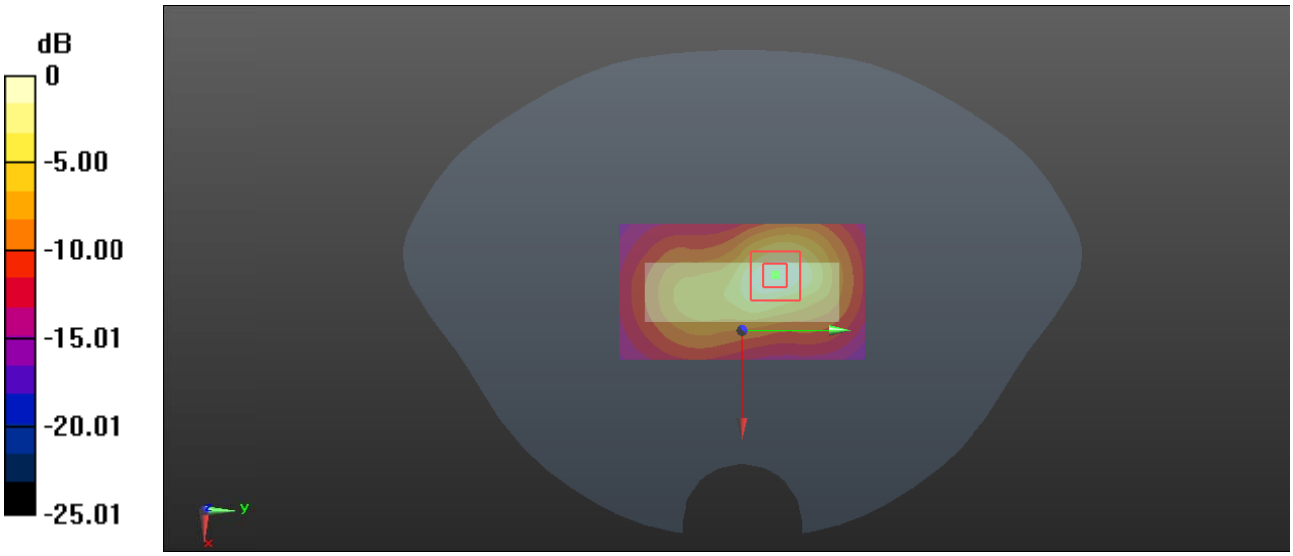


0 dB = 1.30 W/kg = 1.14 dBW/kg

**Test Plot 56#: LTE Band 7_Body Left_50%RB_Middle**

**DUT: Mobile WiFi; Type: UZ-211-1; Serial: RBJ190927050-SA-S1**

Communication System: Generic FDD-LTE; Frequency: 2535 MHz;Duty Cycle: 1:1
Medium parameters used: f = 2535 MHz; $\sigma$ = 1.924 S/m; $\varepsilon_r$ = 40.07; $\rho$ = 1000 kg/m$^3$ ;
Phantom section: Flat Section

DASY5 Configuration:

- Probe: EX3DV4 - SN7329; ConvF(7.6, 7.6, 7.6) @2535 MHz; Calibrated: 2019/10/22;
- Sensor-Surface: 1.4mm (Mechanical Surface Detection)
- Electronics: DAE4 Sn772;Calibrated: 2019/10/6
- Phantom: Twin SAM; Type: Twin SAM V5.0; Serial: TP:1412
- Measurement SW: DASY52, Version 52.10 (2); SEMCAD X Version 14.6.12 (7470)

**Area Scan (91x51x1):**Interpolated grid: dx=1.200 mm, dy=1.200 mm
Maximum value of SAR (interpolated) = 1.53 W/kg

**Zoom Scan (5x5x7)/Cube 0:**Measurement grid: dx=8mm, dy=8mm, dz=5mm
Reference Value = 15.74 V/m; Power Drift = 0.15 dB
Peak SAR (extrapolated) = 1.86 W/kg
**SAR(1 g) = 0.915 W/kg; SAR(10 g) = 0.427 W/kg**
Maximum value of SAR (measured) = 1.52 W/kg

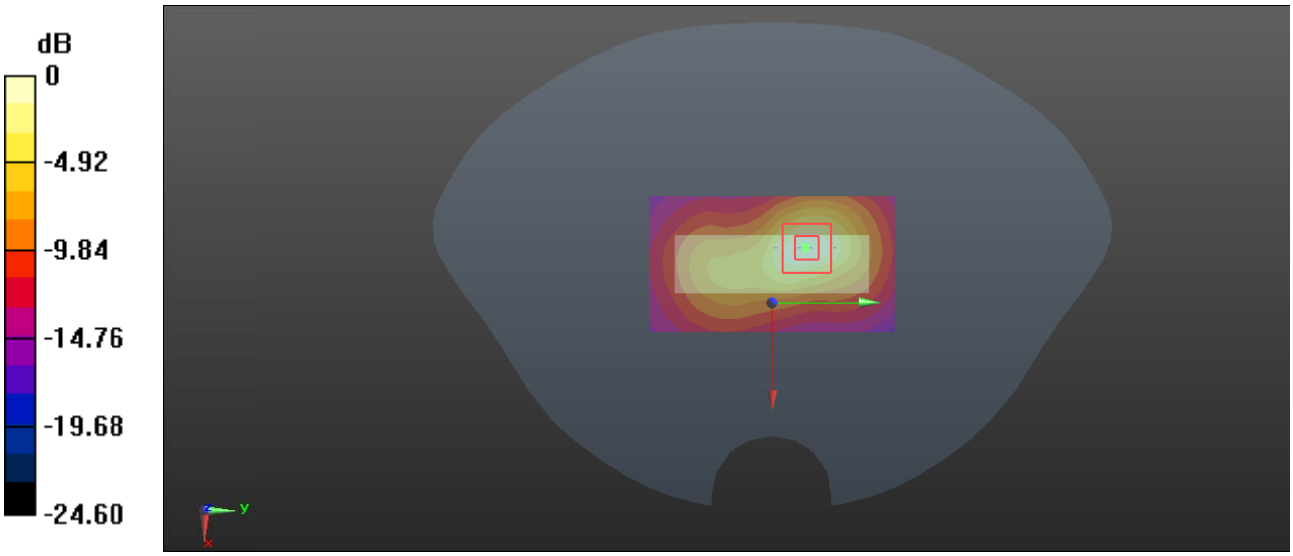


0 dB = 1.52 W/kg = 1.82 dBW/kg

**Test Plot 57#: LTE Band 7_Body Left_50%RB_High**

**DUT: Mobile WiFi; Type: UZ-211-1; Serial: RBJ190927050-SA-S1**

Communication System: Generic FDD-LTE; Frequency: 2560 MHz;Duty Cycle: 1:1
Medium parameters used: f = 2560 MHz; $\sigma$ = 1.957 S/m; $\varepsilon_r$ = 39.914; $\rho$ = 1000 kg/m$^3$ ;
Phantom section: Flat Section

DASY5 Configuration:

- Probe: EX3DV4 - SN7329; ConvF(7.42, 7.42, 7.42) @2560 MHz; Calibrated: 2019/10/22;
- Sensor-Surface: 1.4mm (Mechanical Surface Detection)
- Electronics: DAE4 Sn772;Calibrated: 2019/10/6
- Phantom: Twin SAM; Type: Twin SAM V5.0; Serial: TP:1412
- Measurement SW: DASY52, Version 52.10 (2); SEMCAD X Version 14.6.12 (7470)

**Area Scan (91x51x1):**Interpolated grid: dx=1.200 mm, dy=1.200 mm
Maximum value of SAR (interpolated) = 1.70 W/kg

**Zoom Scan (5x5x7)/Cube 0:**Measurement grid: dx=8mm, dy=8mm, dz=5mm
Reference Value = 16.44 V/m; Power Drift = 0.12 dB
Peak SAR (extrapolated) = 2.05 W/kg
**SAR(1 g) = 1.02 W/kg; SAR(10 g) = 0.477 W/kg**
Maximum value of SAR (measured) = 1.67 W/kg

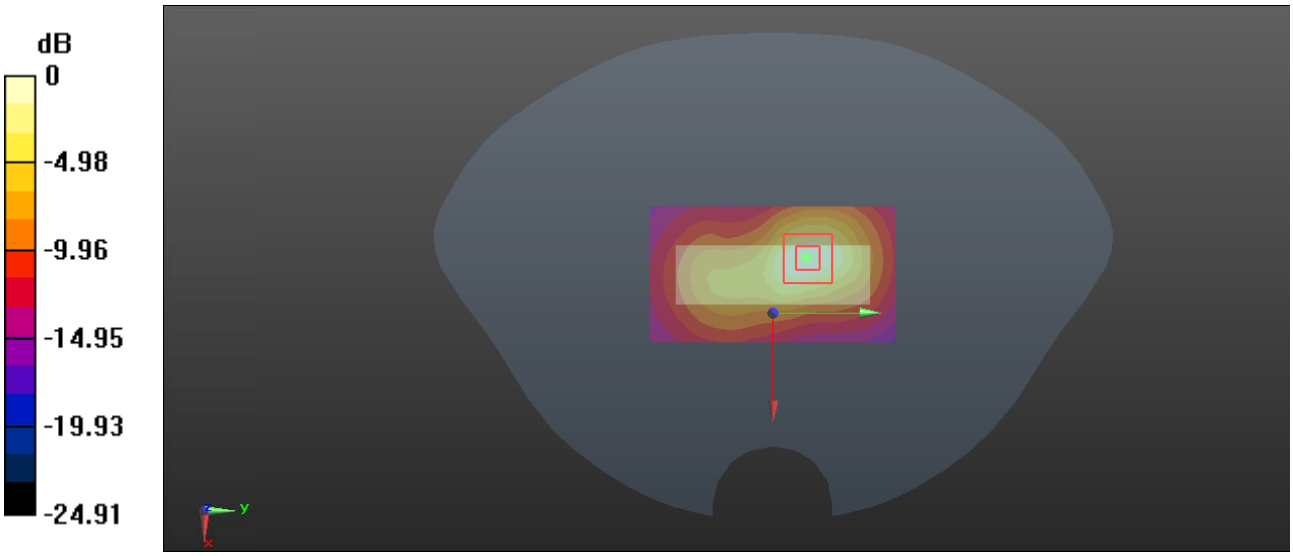


0 dB = 1.67 W/kg = 2.23 dBW/kg

**Test Plot 58#: LTE Band 7_Body Left_100%RB_High**

**DUT: Mobile WiFi; Type: UZ-211-1; Serial: RBJ190927050-SA-S1**

Communication System: Generic FDD-LTE; Frequency: 2560 MHz;Duty Cycle: 1:1
Medium parameters used: f = 2560 MHz; $\sigma$ = 1.957 S/m; $\varepsilon_r$ = 39.914; $\rho$ = 1000 kg/m$^3$ ;
Phantom section: Flat Section

DASY5 Configuration:

- Probe: EX3DV4 - SN7329; ConvF(7.42, 7.42, 7.42) @2560 MHz; Calibrated: 2019/10/22;
- Sensor-Surface: 1.4mm (Mechanical Surface Detection)
- Electronics: DAE4 Sn772;Calibrated: 2019/10/6
- Phantom: Twin SAM; Type: Twin SAM V5.0; Serial: TP:1412
- Measurement SW: DASY52, Version 52.10 (2); SEMCAD X Version 14.6.12 (7470)

**Area Scan (91x51x1):**Interpolated grid: dx=1.200 mm, dy=1.200 mm
Maximum value of SAR (interpolated) = 1.48 W/kg

**Zoom Scan (5x5x7)/Cube 0:**Measurement grid: dx=8mm, dy=8mm, dz=5mm
Reference Value = 15.81 V/m; Power Drift = 0.07 dB
Peak SAR (extrapolated) = 1.80 W/kg
**SAR(1 g) = 0.897 W/kg; SAR(10 g) = 0.420 W/kg**
Maximum value of SAR (measured) = 1.48 W/kg

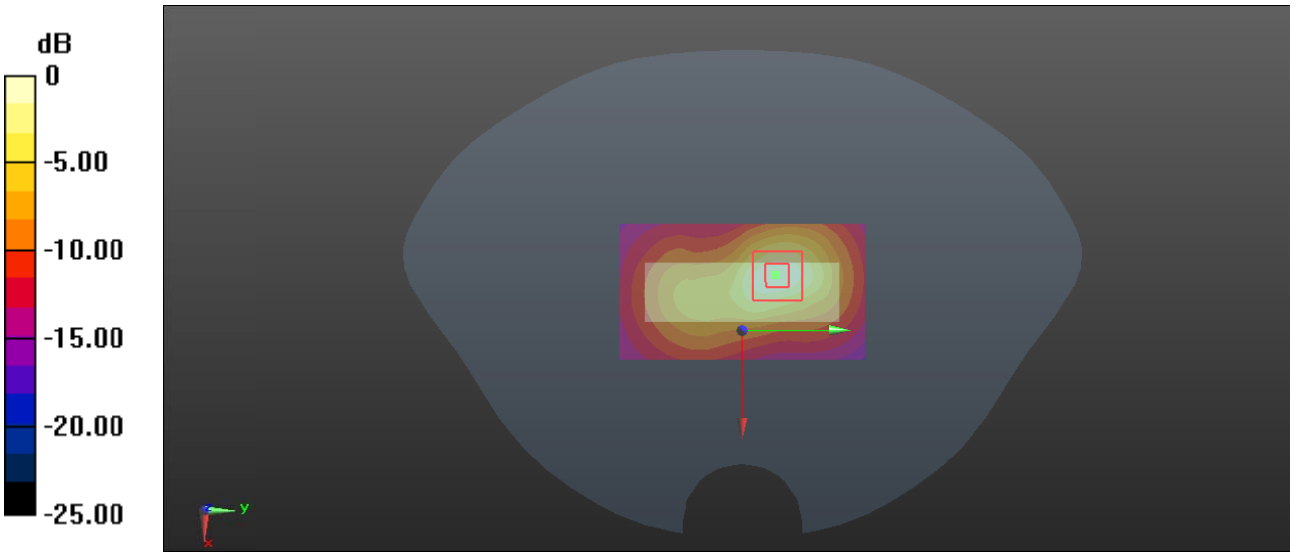


0 dB = 1.48 W/kg = 1.70 dBW/kg

**Test Plot 59#: LTE Band 7_Body Top_1RB_Middle**

**DUT: Mobile WiFi; Type: UZ-211-1; Serial: RBJ190927050-SA-S1**

Communication System: Generic FDD-LTE; Frequency: 2535 MHz;Duty Cycle: 1:1
Medium parameters used: f = 2535 MHz; $\sigma$ = 1.924 S/m; $\varepsilon_r$ = 40.07; $\rho$ = 1000 kg/m$^3$ ;
Phantom section: Flat Section

DASY5 Configuration:

- Probe: EX3DV4 - SN7329; ConvF(7.6, 7.6, 7.6) @2535 MHz; Calibrated: 2019/10/22;
- Sensor-Surface: 1.4mm (Mechanical Surface Detection)
- Electronics: DAE4 Sn772;Calibrated: 2019/10/6
- Phantom: Twin SAM; Type: Twin SAM V5.0; Serial: TP:1412
- Measurement SW: DASY52, Version 52.10 (2); SEMCAD X Version 14.6.12 (7470)

**Area Scan (101x61x1):**Interpolated grid: dx=1.200 mm, dy=1.200 mm
Maximum value of SAR (interpolated) = 0.272 W/kg

**Zoom Scan (5x5x7)/Cube 0:**Measurement grid: dx=8mm, dy=8mm, dz=5mm
Reference Value = 4.551 V/m; Power Drift = 0.10 dB
Peak SAR (extrapolated) = 0.332 W/kg
**SAR(1 g) = 0.181 W/kg; SAR(10 g) = 0.104 W/kg**
Maximum value of SAR (measured) = 0.272 W/kg

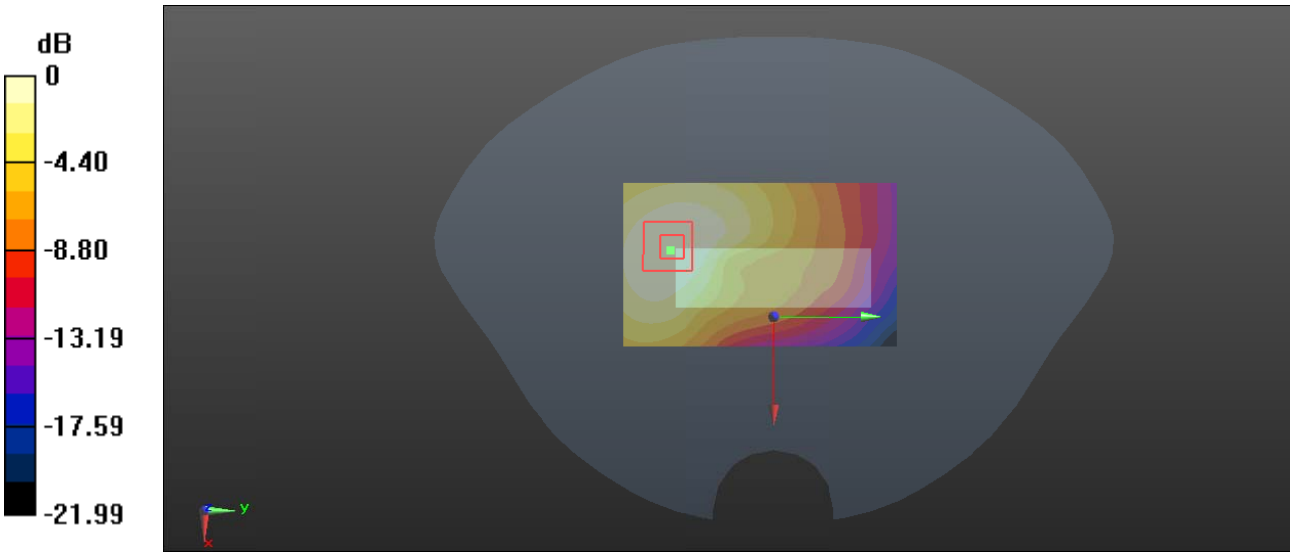


0 dB = 0.272 W/kg = -5.65 dBW/kg

**Test Plot 60#: LTE Band 7_Body Top_50%RB_Middle**

**DUT: Mobile WiFi; Type: UZ-211-1; Serial: RBJ190927050-SA-S1**

Communication System: Generic FDD-LTE; Frequency: 2535 MHz;Duty Cycle: 1:1
Medium parameters used: f = 2535 MHz; $\sigma$ = 1.924 S/m; $\varepsilon_r$ = 40.07; $\rho$ = 1000 kg/m$^3$ ;
Phantom section: Flat Section

DASY5 Configuration:

- Probe: EX3DV4 - SN7329; ConvF(7.6, 7.6, 7.6) @2535 MHz; Calibrated: 2019/10/22;
- Sensor-Surface: 1.4mm (Mechanical Surface Detection)
- Electronics: DAE4 Sn772;Calibrated: 2019/10/6
- Phantom: Twin SAM; Type: Twin SAM V5.0; Serial: TP:1412
- Measurement SW: DASY52, Version 52.10 (2); SEMCAD X Version 14.6.12 (7470)

**Area Scan (101x61x1):**Interpolated grid: dx=1.200 mm, dy=1.200 mm
Maximum value of SAR (interpolated) = 0.205 W/kg

**Zoom Scan (5x5x7)/Cube 0:**Measurement grid: dx=8mm, dy=8mm, dz=5mm
Reference Value = 3.824 V/m; Power Drift = 0.07 dB
Peak SAR (extrapolated) = 0.250 W/kg
**SAR(1 g) = 0.135 W/kg; SAR(10 g) = 0.078 W/kg**
Maximum value of SAR (measured) = 0.203 W/kg

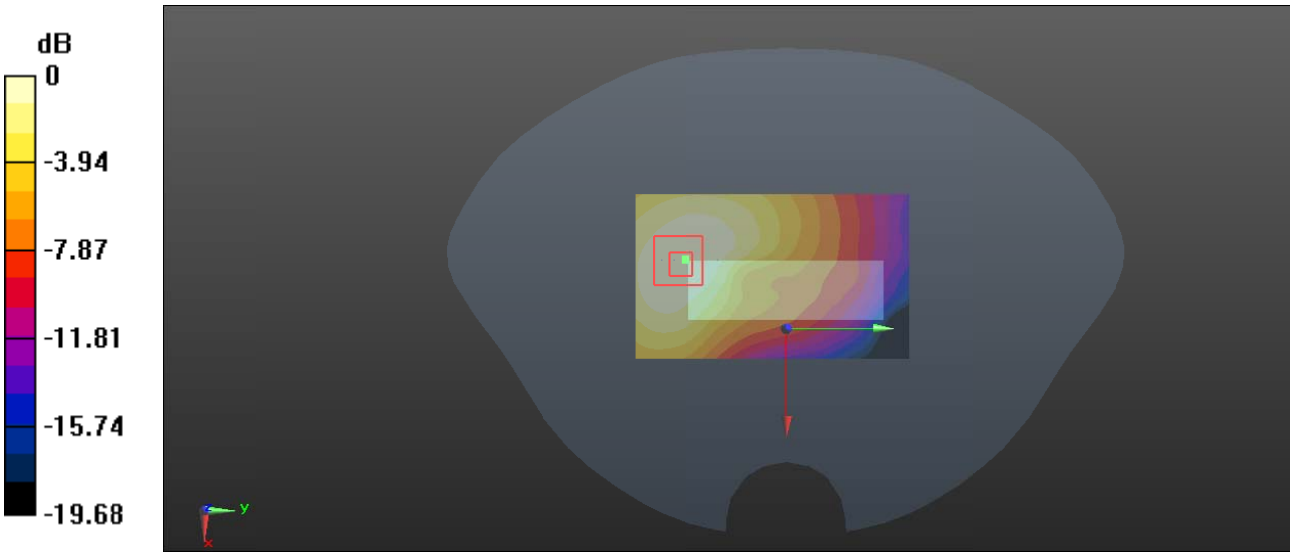


0 dB = 0.203 W/kg = -6.93 dBW/kg

**Test Plot 61#: LTE Band 12_Body Back_1RB_Middle**

**DUT: Mobile WiFi; Type: UZ-211-1; Serial: RBJ190927050-SA-S1**

Communication System: Generic FDD-LTE; Frequency: 707.5 MHz;Duty Cycle: 1:1
Medium parameters used: f = 707.5 MHz; $\sigma$ = 0.883 S/m; $\varepsilon_r$ = 43.245; $\rho$ = 1000 kg/m$^3$ ;
Phantom section: Flat Section

DASY5 Configuration:

- Probe: EX3DV4 - SN7329; ConvF(9.97, 9.97, 9.97) @707.5 MHz; Calibrated: 2019/10/22;
- Sensor-Surface: 1.4mm (Mechanical Surface Detection)
- Electronics: DAE4 Sn772;Calibrated: 2019/10/6
- Phantom: Twin SAM; Type: Twin SAM V5.0; Serial: TP:1412
- Measurement SW: DASY52, Version 52.10 (2); SEMCAD X Version 14.6.12 (7470)

**Area Scan (71x71x1):**Interpolated grid: dx=1.500 mm, dy=1.500 mm
Maximum value of SAR (interpolated) = 0.316 W/kg

**Zoom Scan (7x6x7)/Cube 0:**Measurement grid: dx=8mm, dy=8mm, dz=5mm
Reference Value = 15.40 V/m; Power Drift = -0.08 dB
Peak SAR (extrapolated) = 0.366 W/kg
**SAR(1 g) = 0.235 W/kg; SAR(10 g) = 0.174 W/kg**
Maximum value of SAR (measured) = 0.329 W/kg

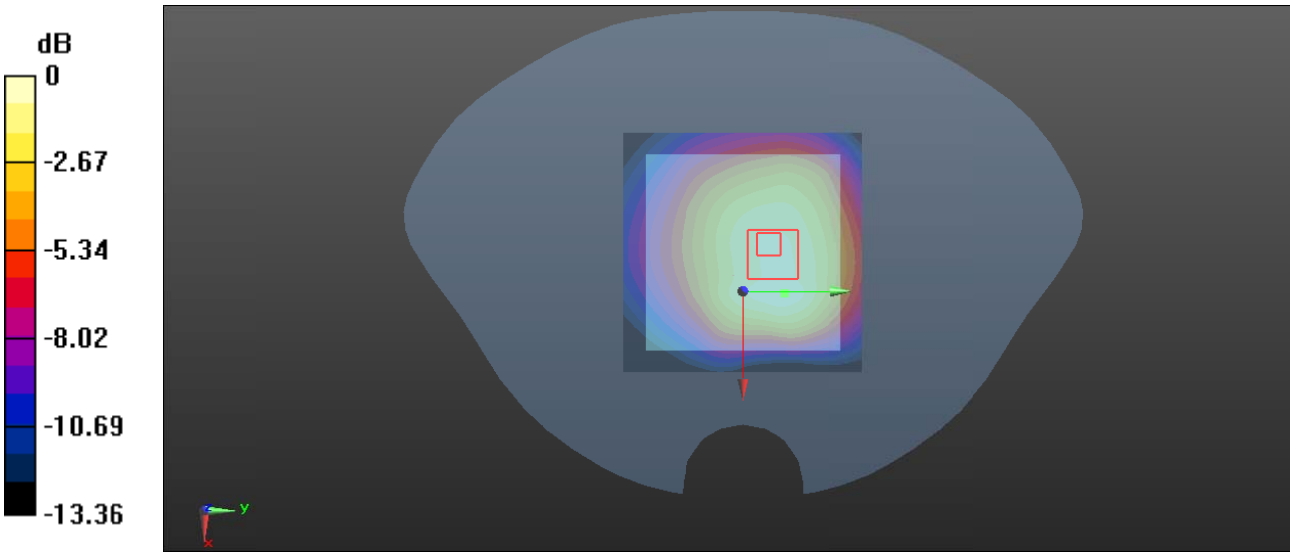


0 dB = 0.329 W/kg = -4.83 dBW/kg

**Test Plot 62#: LTE Band 12_Body Back_50%RB_Middle**

**DUT: Mobile WiFi; Type: UZ-211-1; Serial: RBJ190927050-SA-S1**

Communication System: Generic FDD-LTE; Frequency: 707.5 MHz;Duty Cycle: 1:1
Medium parameters used: f = 707.5 MHz; $\sigma$ = 0.883 S/m; $\varepsilon_r$ = 43.245; $\rho$ = 1000 kg/m$^3$ ;
Phantom section: Flat Section

DASY5 Configuration:

- Probe: EX3DV4 - SN7329; ConvF(9.97, 9.97, 9.97) @707.5 MHz; Calibrated: 2019/10/22;
- Sensor-Surface: 1.4mm (Mechanical Surface Detection)
- Electronics: DAE4 Sn772;Calibrated: 2019/10/6
- Phantom: Twin SAM; Type: Twin SAM V5.0; Serial: TP:1412
- Measurement SW: DASY52, Version 52.10 (2); SEMCAD X Version 14.6.12 (7470)

**Area Scan (71x71x1):**Interpolated grid: dx=1.500 mm, dy=1.500 mm
Maximum value of SAR (interpolated) = 0.246 W/kg

**Zoom Scan (7x6x7)/Cube 0:**Measurement grid: dx=8mm, dy=8mm, dz=5mm
Reference Value = 13.53 V/m; Power Drift = 0.17 dB
Peak SAR (extrapolated) = 0.269 W/kg
**SAR(1 g) = 0.185 W/kg; SAR(10 g) = 0.137 W/kg**
Maximum value of SAR (measured) = 0.226 W/kg

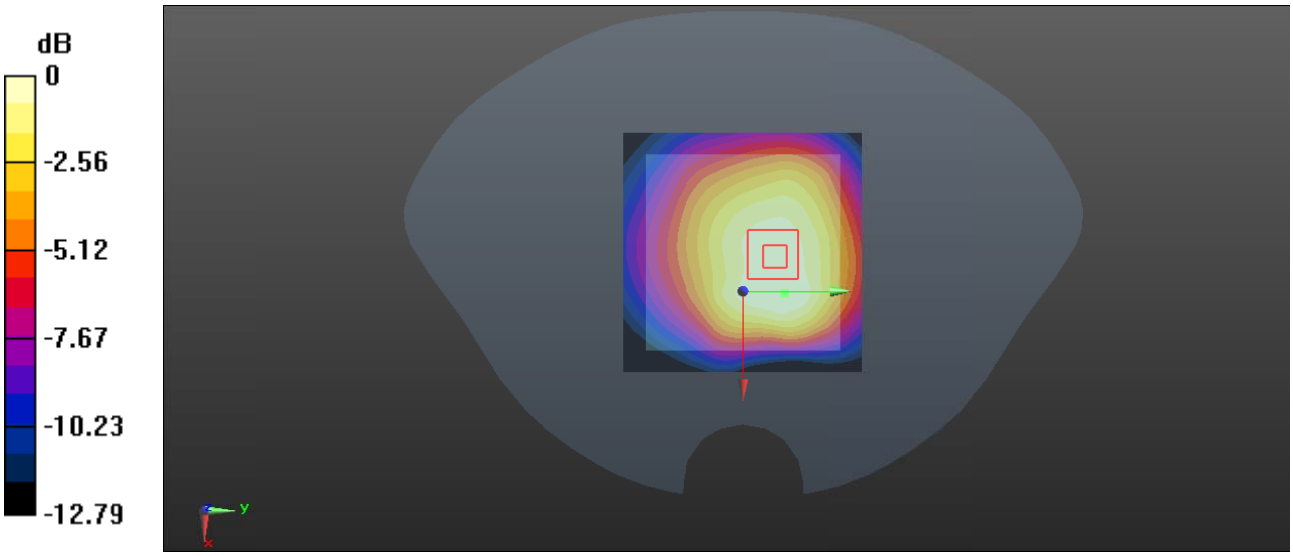


0 dB = 0.226 W/kg = -6.46 dBW/kg

**Test Plot 63#: LTE Band 12_Body Front_1RB_Middle**

**DUT: Mobile WiFi; Type: UZ-211-1; Serial: RBJ190927050-SA-S1**

Communication System: Generic FDD-LTE; Frequency: 707.5 MHz;Duty Cycle: 1:1
Medium parameters used: f = 707.5 MHz; $\sigma$ = 0.883 S/m; $\varepsilon_r$ = 43.245; $\rho$ = 1000 kg/m$^3$ ;
Phantom section: Flat Section

DASY5 Configuration:

- Probe: EX3DV4 - SN7329; ConvF(9.97, 9.97, 9.97) @707.5 MHz; Calibrated: 2019/10/22;
- Sensor-Surface: 1.4mm (Mechanical Surface Detection)
- Electronics: DAE4 Sn772;Calibrated: 2019/10/6
- Phantom: Twin SAM; Type: Twin SAM V5.0; Serial: TP:1412
- Measurement SW: DASY52, Version 52.10 (2); SEMCAD X Version 14.6.12 (7470)

**Area Scan (71x71x1):**Interpolated grid: dx=1.500 mm, dy=1.500 mm
Maximum value of SAR (interpolated) = 0.107 W/kg

**Zoom Scan (5x5x7)/Cube 0:**Measurement grid: dx=8mm, dy=8mm, dz=5mm
Reference Value = 8.208 V/m; Power Drift = 0.12 dB
Peak SAR (extrapolated) = 0.115 W/kg
**SAR(1 g) = 0.085 W/kg; SAR(10 g) = 0.063 W/kg**
Maximum value of SAR (measured) = 0.104 W/kg

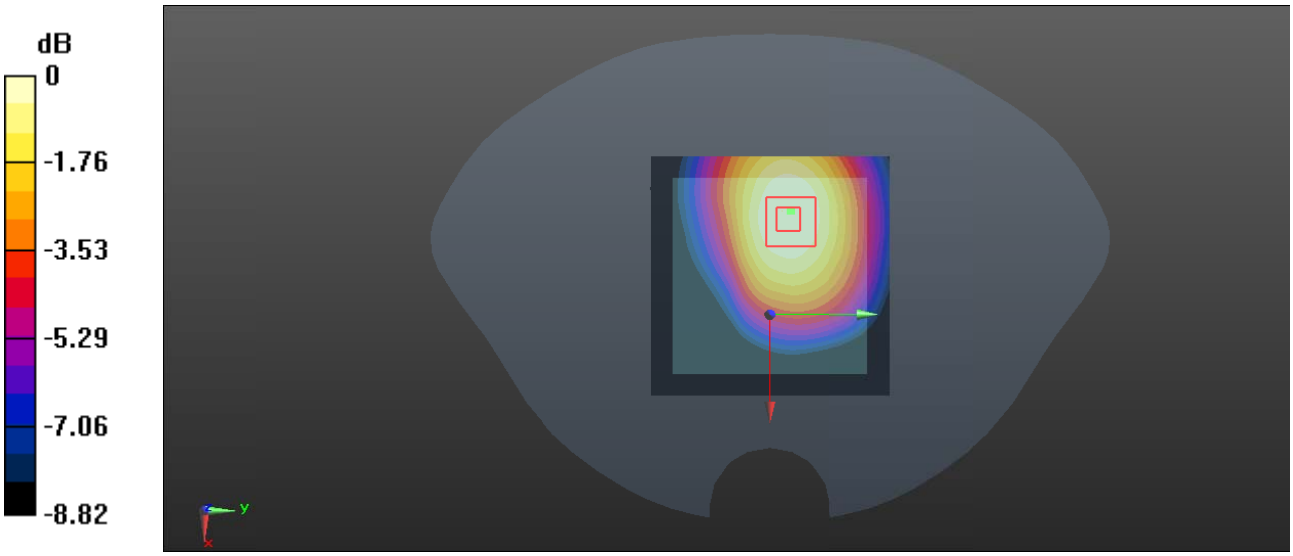


0 dB = 0.104 W/kg = -9.83 dBW/kg

**Test Plot 64#: LTE Band 12_Body Front_50%RB_Middle**

**DUT: Mobile WiFi; Type: UZ-211-1; Serial: RBJ190927050-SA-S1**

Communication System: Generic FDD-LTE; Frequency: 707.5 MHz;Duty Cycle: 1:1
Medium parameters used: f = 707.5 MHz; $\sigma$ = 0.883 S/m; $\varepsilon_r$ = 43.245; $\rho$ = 1000 kg/m$^3$ ;
Phantom section: Flat Section

DASY5 Configuration:

- Probe: EX3DV4 - SN7329; ConvF(9.97, 9.97, 9.97) @707.5 MHz; Calibrated: 2019/10/22;
- Sensor-Surface: 1.4mm (Mechanical Surface Detection)
- Electronics: DAE4 Sn772;Calibrated: 2019/10/6
- Phantom: Twin SAM; Type: Twin SAM V5.0; Serial: TP:1412
- Measurement SW: DASY52, Version 52.10 (2); SEMCAD X Version 14.6.12 (7470)

**Area Scan (71x71x1):**Interpolated grid: dx=1.500 mm, dy=1.500 mm
Maximum value of SAR (interpolated) = 0.0867 W/kg

**Zoom Scan (5x5x7)/Cube 0:**Measurement grid: dx=8mm, dy=8mm, dz=5mm
Reference Value = 7.376 V/m; Power Drift = 0.08 dB
Peak SAR (extrapolated) = 0.103 W/kg
**SAR(1 g) = 0.069 W/kg; SAR(10 g) = 0.050 W/kg**
Maximum value of SAR (measured) = 0.0921 W/kg

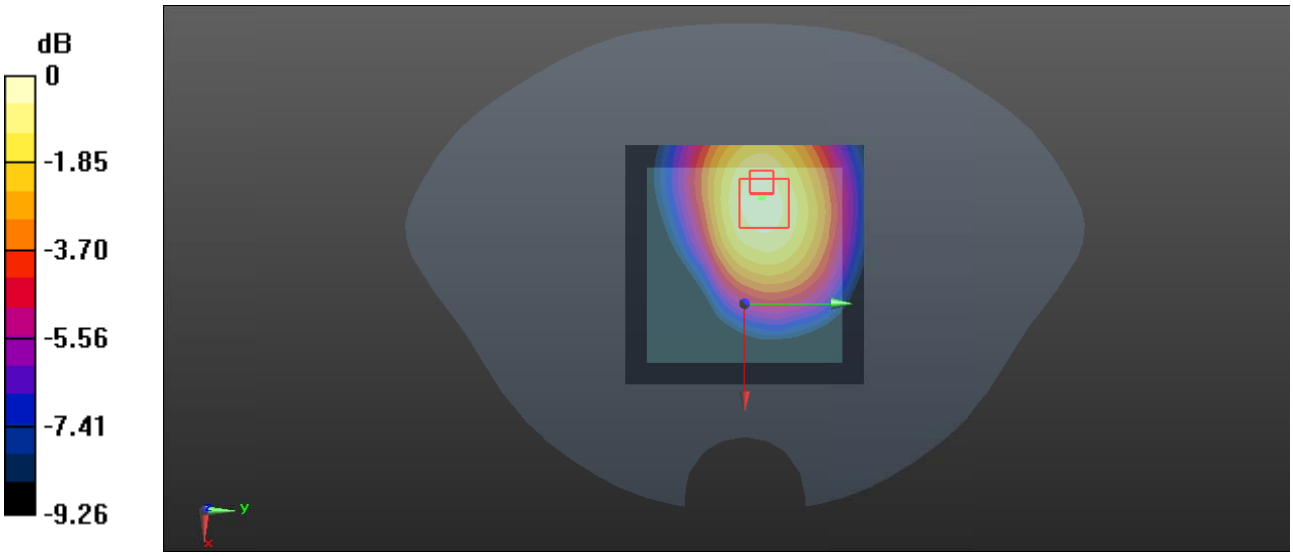


0 dB = 0.0921 W/kg = -10.36 dBW/kg

**Test Plot 65#: LTE Band 12_Body Left_1RB_Middle**

**DUT: Mobile WiFi; Type: UZ-211-1; Serial: RBJ190927050-SA-S1**

Communication System: Generic FDD-LTE; Frequency: 707.5 MHz;Duty Cycle: 1:1
Medium parameters used: f = 707.5 MHz; $\sigma$ = 0.883 S/m; $\varepsilon_r$ = 43.245; $\rho$ = 1000 kg/m$^3$ ;
Phantom section: Flat Section

DASY5 Configuration:

- Probe: EX3DV4 - SN7329; ConvF(9.97, 9.97, 9.97) @707.5 MHz; Calibrated: 2019/10/22;
- Sensor-Surface: 1.4mm (Mechanical Surface Detection)
- Electronics: DAE4 Sn772;Calibrated: 2019/10/6
- Phantom: Twin SAM; Type: Twin SAM V5.0; Serial: TP:1412
- Measurement SW: DASY52, Version 52.10 (2); SEMCAD X Version 14.6.12 (7470)

**Area Scan (41x71x1):**Interpolated grid: dx=1.500 mm, dy=1.500 mm
Maximum value of SAR (interpolated) = 0.140 W/kg

**Zoom Scan (5x5x7)/Cube 0:**Measurement grid: dx=8mm, dy=8mm, dz=5mm
Reference Value = 10.10 V/m; Power Drift = 0.10 dB
Peak SAR (extrapolated) = 0.177 W/kg
**SAR(1 g) = 0.095 W/kg; SAR(10 g) = 0.057 W/kg**
Maximum value of SAR (measured) = 0.145 W/kg

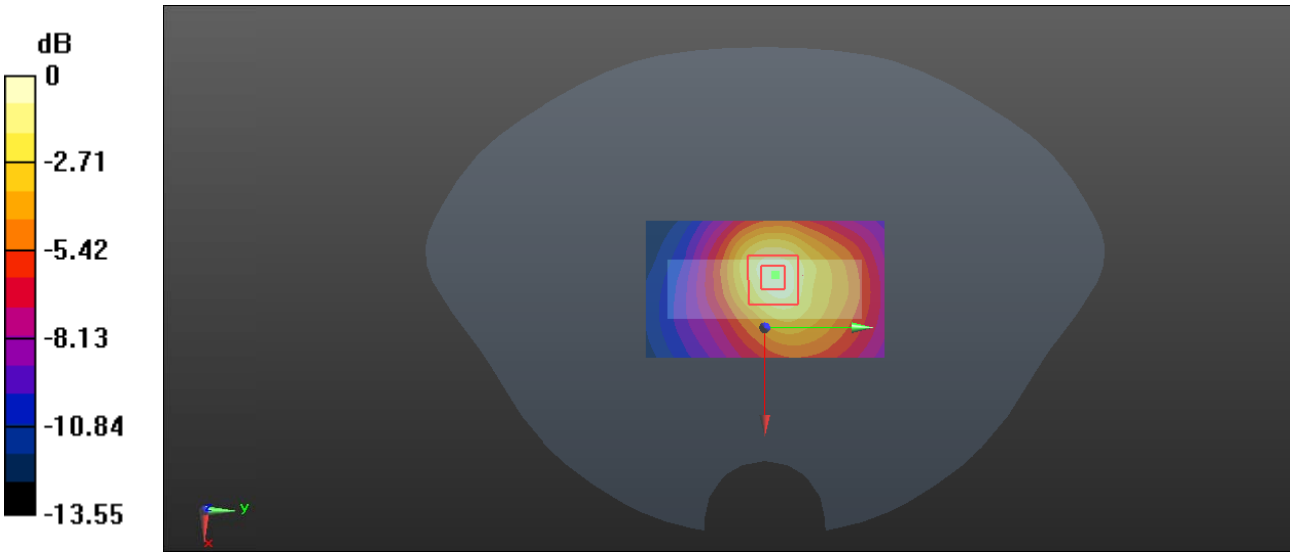


0 dB = 0.145 W/kg = -8.39 dBW/kg

**Test Plot 66#: LTE Band 12_Body Left_50%RB_Middle**

**DUT: Mobile WiFi; Type: UZ-211-1; Serial: RBJ190927050-SA-S1**

Communication System: Generic FDD-LTE; Frequency: 707.5 MHz;Duty Cycle: 1:1
Medium parameters used: f = 707.5 MHz; $\sigma$ = 0.883 S/m; $\varepsilon_r$ = 43.245; $\rho$ = 1000 kg/m$^3$ ;
Phantom section: Flat Section

DASY5 Configuration:

- Probe: EX3DV4 - SN7329; ConvF(9.97, 9.97, 9.97) @707.5 MHz; Calibrated: 2019/10/22;
- Sensor-Surface: 1.4mm (Mechanical Surface Detection)
- Electronics: DAE4 Sn772;Calibrated: 2019/10/6
- Phantom: Twin SAM; Type: Twin SAM V5.0; Serial: TP:1412
- Measurement SW: DASY52, Version 52.10 (2); SEMCAD X Version 14.6.12 (7470)

**Area Scan (41x71x1):**Interpolated grid: dx=1.500 mm, dy=1.500 mm
Maximum value of SAR (interpolated) = 0.114 W/kg

**Zoom Scan (5x5x7)/Cube 0:**Measurement grid: dx=8mm, dy=8mm, dz=5mm
Reference Value = 9.247 V/m; Power Drift = -0.03 dB
Peak SAR (extrapolated) = 0.143 W/kg
**SAR(1 g) = 0.076 W/kg; SAR(10 g) = 0.045 W/kg**
Maximum value of SAR (measured) = 0.116 W/kg

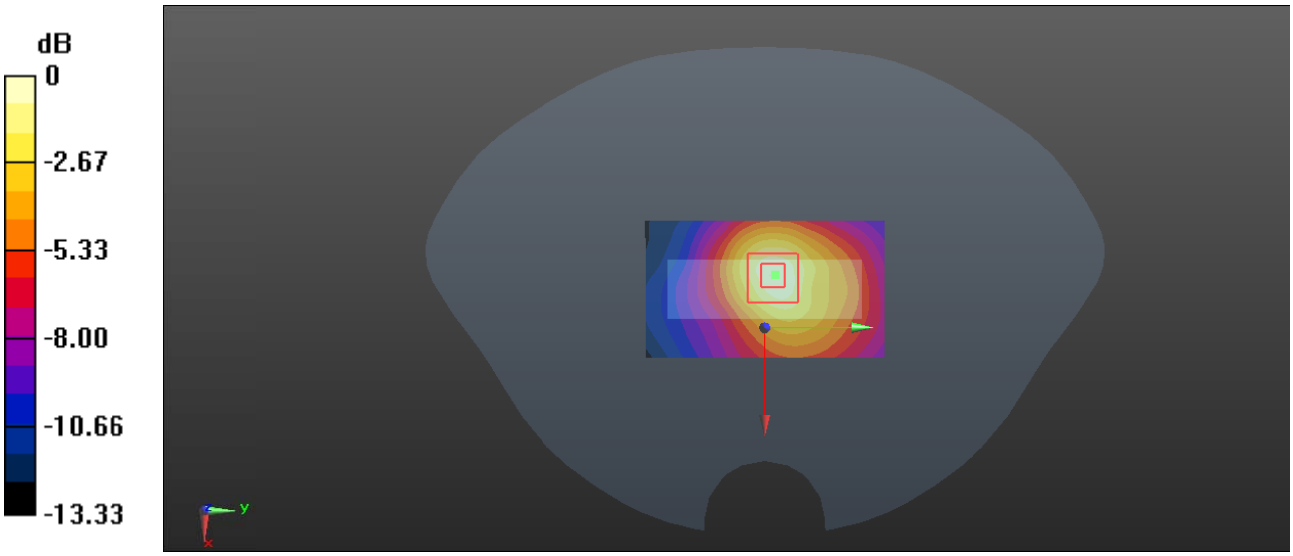


0 dB = 0.116 W/kg = -9.36 dBW/kg

**Test Plot 67#: LTE Band 12_Body Top_1RB_Middle**

**DUT: Mobile WiFi; Type: UZ-211-1; Serial: RBJ190927050-SA-S1**

Communication System: Generic FDD-LTE; Frequency: 707.5 MHz;Duty Cycle: 1:1
Medium parameters used: f = 707.5 MHz; $\sigma$ = 0.883 S/m; $\varepsilon_r$ = 43.245; $\rho$ = 1000 kg/m$^3$ ;
Phantom section: Flat Section

DASY5 Configuration:

- Probe: EX3DV4 - SN7329; ConvF(9.97, 9.97, 9.97) @707.5 MHz; Calibrated: 2019/10/22;
- Sensor-Surface: 1.4mm (Mechanical Surface Detection)
- Electronics: DAE4 Sn772;Calibrated: 2019/10/6
- Phantom: Twin SAM; Type: Twin SAM V5.0; Serial: TP:1412
- Measurement SW: DASY52, Version 52.10 (2); SEMCAD X Version 14.6.12 (7470)

**Area Scan (41x71x1):**Interpolated grid: dx=1.500 mm, dy=1.500 mm
Maximum value of SAR (interpolated) = 0.0969 W/kg

**Zoom Scan (5x5x7)/Cube 0:**Measurement grid: dx=8mm, dy=8mm, dz=5mm
Reference Value = 8.582 V/m; Power Drift = -0.04 dB
Peak SAR (extrapolated) = 0.109 W/kg
**SAR(1 g) = 0.076 W/kg; SAR(10 g) = 0.055 W/kg**
Maximum value of SAR (measured) = 0.0971 W/kg

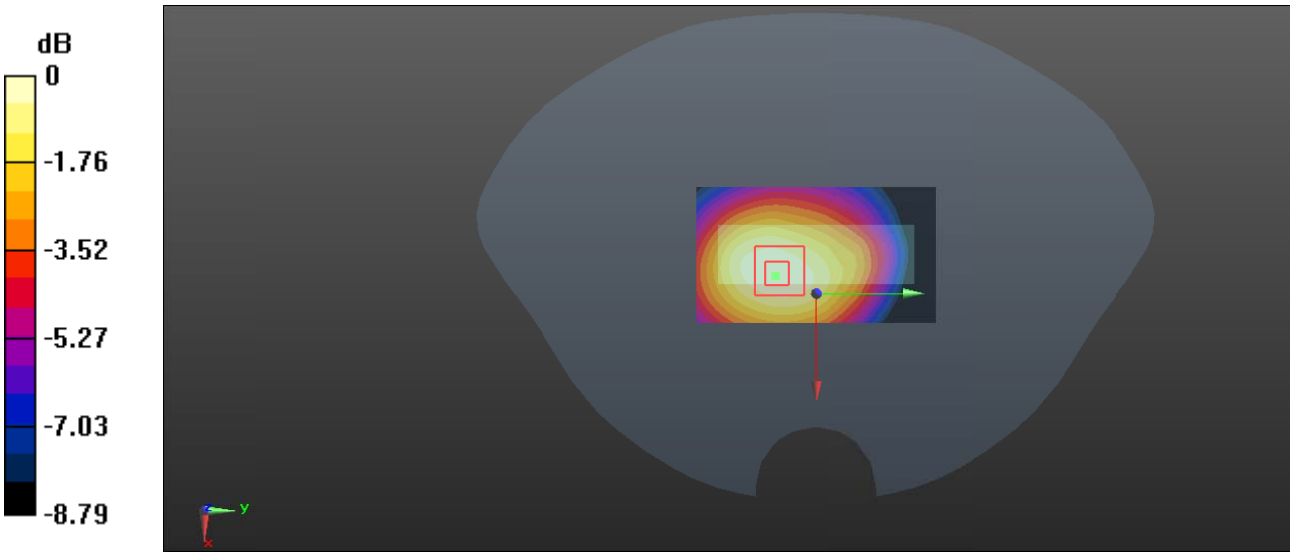


0 dB = 0.0971 W/kg = -10.13 dBW/kg

**Test Plot 68#: LTE Band 12_Body Top_50%RB_Middle**

**DUT: Mobile WiFi; Type: UZ-211-1; Serial: RBJ190927050-SA-S1**

Communication System: Generic FDD-LTE; Frequency: 707.5 MHz;Duty Cycle: 1:1
Medium parameters used: f = 707.5 MHz; $\sigma$ = 0.883 S/m; $\varepsilon_r$ = 43.245; $\rho$ = 1000 kg/m$^3$ ;
Phantom section: Flat Section

DASY5 Configuration:

- Probe: EX3DV4 - SN7329; ConvF(9.97, 9.97, 9.97) @707.5 MHz; Calibrated: 2019/10/22;
- Sensor-Surface: 1.4mm (Mechanical Surface Detection)
- Electronics: DAE4 Sn772;Calibrated: 2019/10/6
- Phantom: Twin SAM; Type: Twin SAM V5.0; Serial: TP:1412
- Measurement SW: DASY52, Version 52.10 (2); SEMCAD X Version 14.6.12 (7470)

**Area Scan (41x71x1):**Interpolated grid: dx=1.500 mm, dy=1.500 mm
Maximum value of SAR (interpolated) = 0.0768 W/kg

**Zoom Scan (5x5x7)/Cube 0:**Measurement grid: dx=8mm, dy=8mm, dz=5mm
Reference Value = 7.575 V/m; Power Drift = -0.04 dB
Peak SAR (extrapolated) = 0.0840 W/kg
**SAR(1 g) = 0.059 W/kg; SAR(10 g) = 0.043 W/kg**
Maximum value of SAR (measured) = 0.0745 W/kg

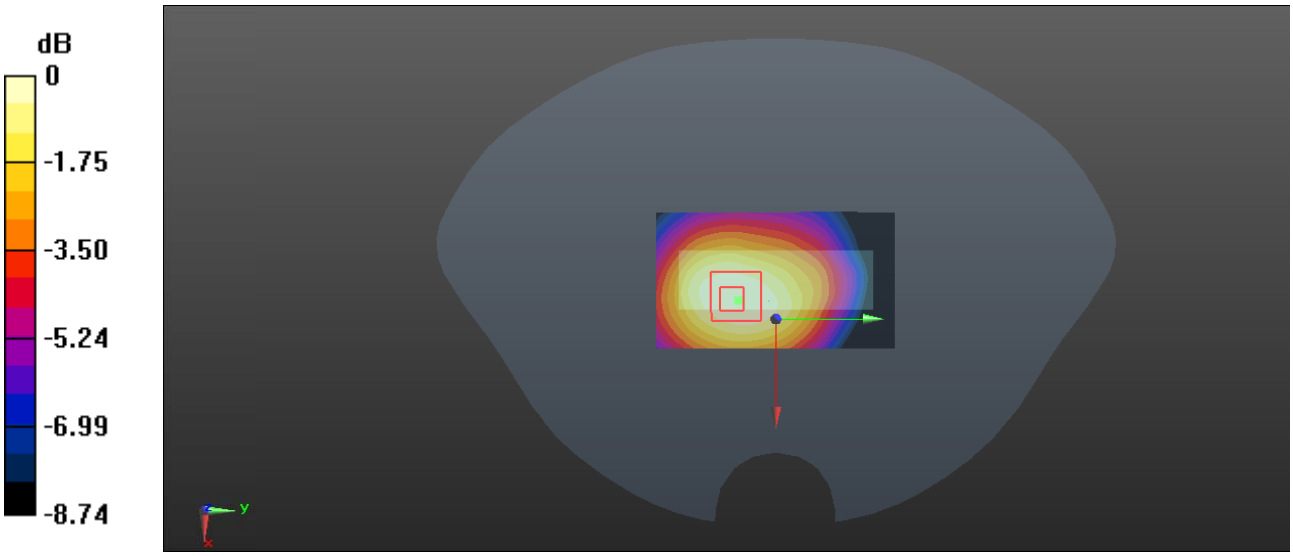


0 dB = 0.0745 W/kg = -11.28 dBW/kg

**Test Plot 69#: LTE Band 18_Body Back_1RB_Middle**

**DUT: Mobile WiFi; Type: UZ-211-1; Serial: RBJ190927050-SA-S1**

Communication System: Generic FDD-LTE; Frequency: 822.5 MHz;Duty Cycle: 1:1
Medium parameters used: f = 822.5 MHz; $\sigma$ = 0.898 S/m; $\varepsilon_r$ = 40.905; $\rho$ = 1000 kg/m$^3$ ;
Phantom section: Flat Section

DASY5 Configuration:

- Probe: EX3DV4 - SN7329; ConvF(9.97, 9.97, 9.97) @822.5 MHz; Calibrated: 2019/10/22;
- Sensor-Surface: 1.4mm (Mechanical Surface Detection)
- Electronics: DAE4 Sn772;Calibrated: 2019/10/6
- Phantom: Twin SAM; Type: Twin SAM V5.0; Serial: TP:1412
- Measurement SW: DASY52, Version 52.10 (2); SEMCAD X Version 14.6.12 (7470)

**Area Scan (71x71x1):**Interpolated grid: dx=1.500 mm, dy=1.500 mm
Maximum value of SAR (interpolated) = 0.535 W/kg

**Zoom Scan (8x6x7)/Cube 0:**Measurement grid: dx=8mm, dy=8mm, dz=5mm
Reference Value = 23.74 V/m; Power Drift = 0.30 dB
Peak SAR (extrapolated) = 0.726 W/kg
**SAR(1 g) = 0.527 W/kg; SAR(10 g) = 0.385 W/kg**
Maximum value of SAR (measured) = 0.571 W/kg

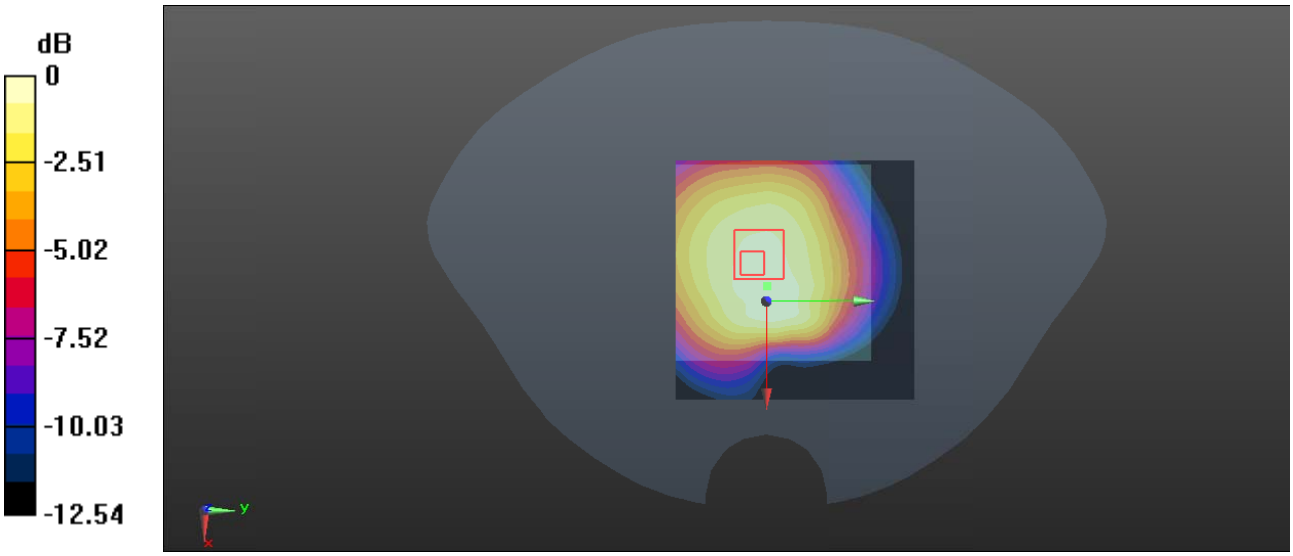


0 dB = 0.571 W/kg = -2.43 dBW/kg

**Test Plot 70#: LTE Band 18_Body Back_50%RB_Middle**

**DUT: Mobile WiFi; Type: UZ-211-1; Serial: RBJ190927050-SA-S1**

Communication System: Generic FDD-LTE; Frequency: 822.5 MHz;Duty Cycle: 1:1
Medium parameters used: f = 822.5 MHz; $\sigma$ = 0.898 S/m; $\varepsilon_r$ = 40.905; $\rho$ = 1000 kg/m$^3$ ;
Phantom section: Flat Section

DASY5 Configuration:

- Probe: EX3DV4 - SN7329; ConvF(9.97, 9.97, 9.97) @822.5 MHz; Calibrated: 2019/10/22;
- Sensor-Surface: 1.4mm (Mechanical Surface Detection)
- Electronics: DAE4 Sn772;Calibrated: 2019/10/6
- Phantom: Twin SAM; Type: Twin SAM V5.0; Serial: TP:1412
- Measurement SW: DASY52, Version 52.10 (2); SEMCAD X Version 14.6.12 (7470)

**Area Scan (71x71x1):**Interpolated grid: dx=1.500 mm, dy=1.500 mm
Maximum value of SAR (interpolated) = 0.506 W/kg

**Zoom Scan (6x6x7)/Cube 0:**Measurement grid: dx=8mm, dy=8mm, dz=5mm
Reference Value = 23.82 V/m; Power Drift = -0.18 dB
Peak SAR (extrapolated) = 0.670 W/kg
**SAR(1 g) = 0.461 W/kg; SAR(10 g) = 0.345 W/kg**
Maximum value of SAR (measured) = 0.483 W/kg

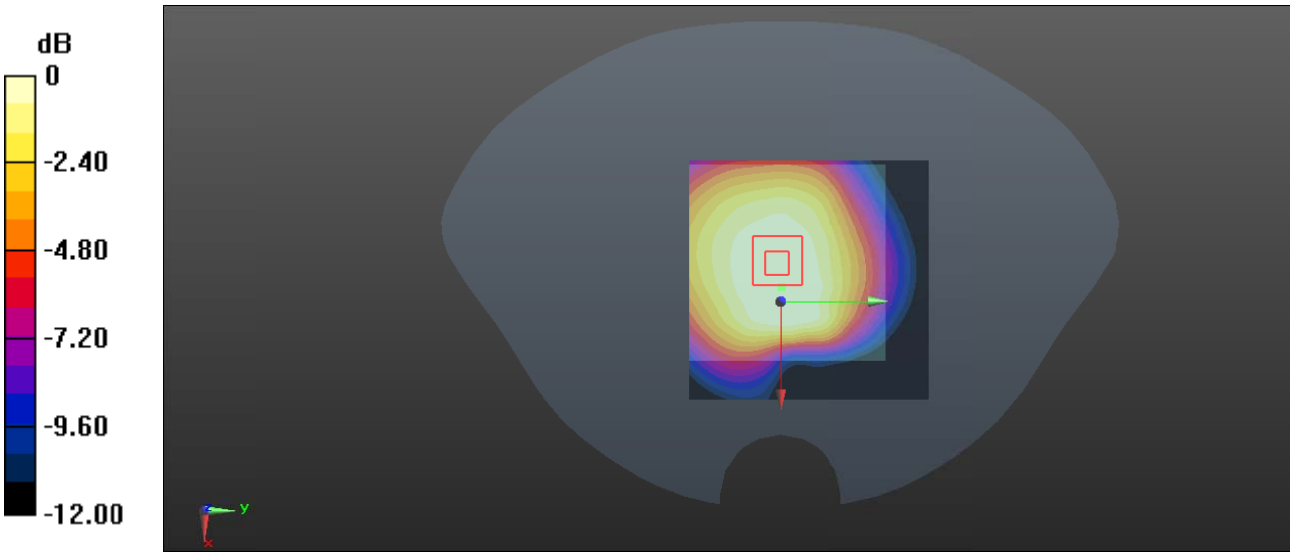


0 dB = 0.483 W/kg = -3.16 dBW/kg

**Test Plot 71#: LTE Band 18_Body Front_1RB_Middle**

**DUT: Mobile WiFi; Type: UZ-211-1; Serial: RBJ190927050-SA-S1**

Communication System: Generic FDD-LTE; Frequency: 822.5 MHz;Duty Cycle: 1:1
Medium parameters used: f = 822.5 MHz; $\sigma$ = 0.898 S/m; $\varepsilon_r$ = 40.905; $\rho$ = 1000 kg/m$^3$ ;
Phantom section: Flat Section

DASY5 Configuration:

- Probe: EX3DV4 - SN7329; ConvF(9.97, 9.97, 9.97) @822.5 MHz; Calibrated: 2019/10/22;
- Sensor-Surface: 1.4mm (Mechanical Surface Detection)
- Electronics: DAE4 Sn772;Calibrated: 2019/10/6
- Phantom: Twin SAM; Type: Twin SAM V5.0; Serial: TP:1412
- Measurement SW: DASY52, Version 52.10 (2); SEMCAD X Version 14.6.12 (7470)

**Area Scan (71x71x1):**Interpolated grid: dx=1.500 mm, dy=1.500 mm
Maximum value of SAR (interpolated) = 0.279 W/kg

**Zoom Scan (5x5x7)/Cube 0:**Measurement grid: dx=8mm, dy=8mm, dz=5mm
Reference Value = 14.90 V/m; Power Drift = -0.06 dB
Peak SAR (extrapolated) = 0.345 W/kg
**SAR(1 g) = 0.264 W/kg; SAR(10 g) = 0.194 W/kg**
Maximum value of SAR (measured) = 0.278 W/kg

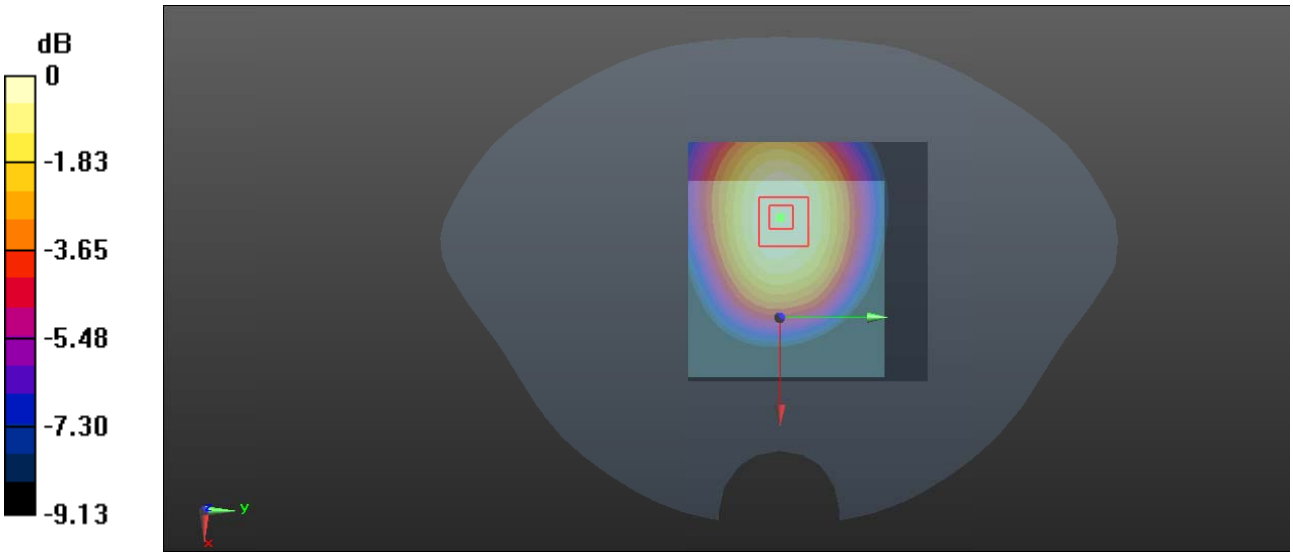


0 dB = 0.278 W/kg = -5.56 dBW/kg

**Test Plot72#: LTE Band 18_Body Front_50%RB_Middle**

**DUT: Mobile WiFi; Type: UZ-211-1; Serial: RBJ190927050-SA-S1**

Communication System: Generic FDD-LTE; Frequency: 822.5 MHz;Duty Cycle: 1:1
Medium parameters used: f = 822.5 MHz; $\sigma$ = 0.898 S/m; $\varepsilon_r$ = 40.905; $\rho$ = 1000 kg/m$^3$ ;
Phantom section: Flat Section

DASY5 Configuration:

- Probe: EX3DV4 - SN7329; ConvF(9.97, 9.97, 9.97) @822.5 MHz; Calibrated: 2019/10/22;
- Sensor-Surface: 1.4mm (Mechanical Surface Detection)
- Electronics: DAE4 Sn772;Calibrated: 2019/10/6
- Phantom: Twin SAM; Type: Twin SAM V5.0; Serial: TP:1412
- Measurement SW: DASY52, Version 52.10 (2); SEMCAD X Version 14.6.12 (7470)

**Area Scan (71x71x1):**Interpolated grid: dx=1.500 mm, dy=1.500 mm
Maximum value of SAR (interpolated) = 0.240 W/kg

**Zoom Scan (5x5x7)/Cube 0:**Measurement grid: dx=8mm, dy=8mm, dz=5mm
Reference Value = 14.19 V/m; Power Drift = -0.12 dB
Peak SAR (extrapolated) = 0.280 W/kg
**SAR(1 g) = 0.217 W/kg; SAR(10 g) = 0.160 W/kg**
Maximum value of SAR (measured) = 0.229 W/kg

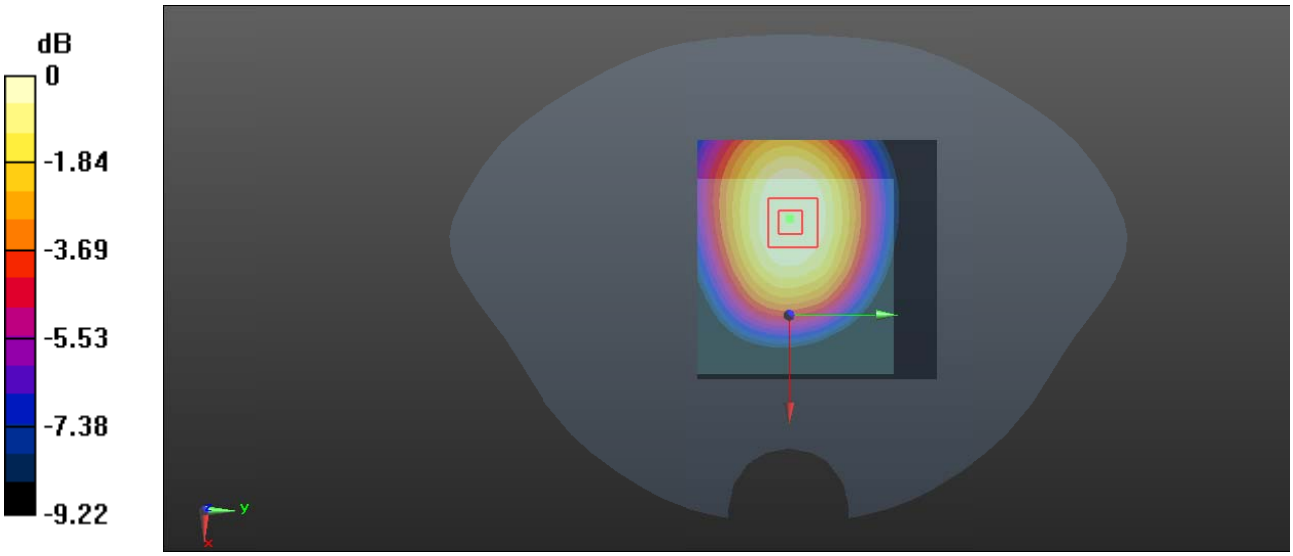


0 dB = 0.229 W/kg = -6.40 dBW/kg

**Test Plot 73#: LTE Band 18_Body Left_1RB_Middle**

**DUT: Mobile WiFi; Type: UZ-211-1; Serial: RBJ190927050-SA-S1**

Communication System: Generic FDD-LTE; Frequency: 822.5 MHz;Duty Cycle: 1:1
Medium parameters used: f = 822.5 MHz; $\sigma$ = 0.898 S/m; $\varepsilon_r$ = 40.905; $\rho$ = 1000 kg/m$^3$ ;
Phantom section: Flat Section

DASY5 Configuration:

- Probe: EX3DV4 - SN7329; ConvF(9.97, 9.97, 9.97) @822.5 MHz; Calibrated: 2019/10/22;
- Sensor-Surface: 1.4mm (Mechanical Surface Detection)
- Electronics: DAE4 Sn772;Calibrated: 2019/10/6
- Phantom: Twin SAM; Type: Twin SAM V5.0; Serial: TP:1412
- Measurement SW: DASY52, Version 52.10 (2); SEMCAD X Version 14.6.12 (7470)

**Area Scan (61x81x1):**Interpolated grid: dx=1.500 mm, dy=1.500 mm
Maximum value of SAR (interpolated) = 0.355 W/kg

**Zoom Scan (5x5x7)/Cube 0:**Measurement grid: dx=8mm, dy=8mm, dz=5mm
Reference Value = 15.31 V/m; Power Drift = 0.04 dB
Peak SAR (extrapolated) = 0.542 W/kg
**SAR(1 g) = 0.321 W/kg; SAR(10 g) = 0.187 W/kg**
Maximum value of SAR (measured) = 0.353 W/kg

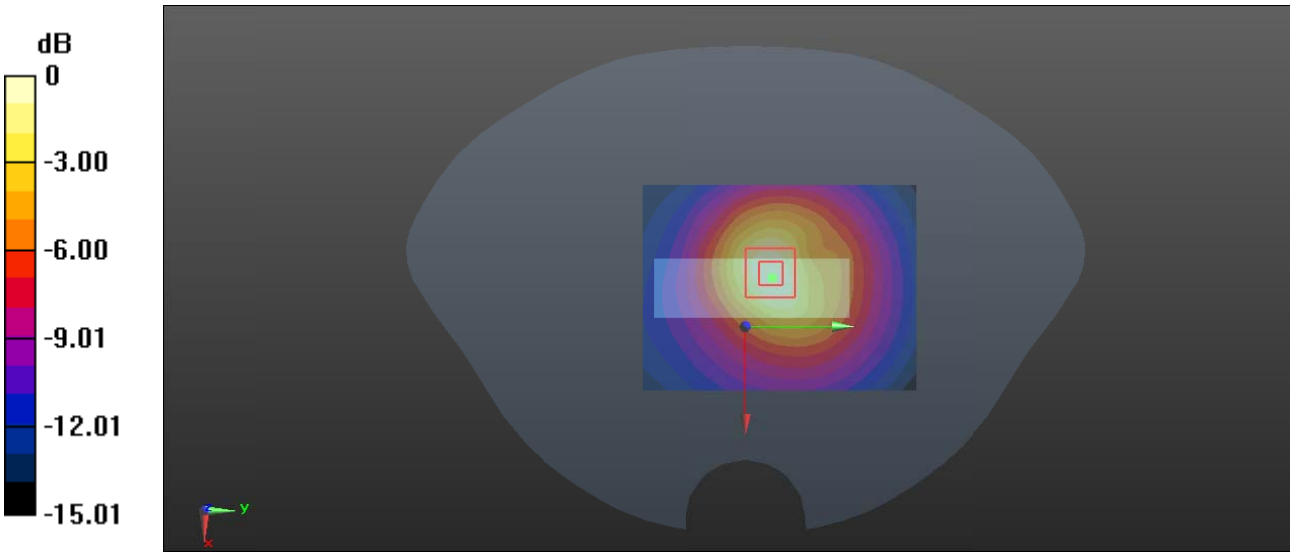


0 dB = 0.353 W/kg = -4.52 dBW/kg

**Test Plot 74#: LTE Band 18_Body Left_50%RB_Middle**

**DUT: Mobile WiFi; Type: UZ-211-1; Serial: RBJ190927050-SA-S1**

Communication System: Generic FDD-LTE; Frequency: 822.5 MHz;Duty Cycle: 1:1
Medium parameters used: f = 822.5 MHz; $\sigma$ = 0.898 S/m; $\varepsilon_r$ = 40.905; $\rho$ = 1000 kg/m$^3$ ;
Phantom section: Flat Section

DASY5 Configuration:

- Probe: EX3DV4 - SN7329; ConvF(9.97, 9.97, 9.97) @822.5 MHz; Calibrated: 2019/10/22;
- Sensor-Surface: 1.4mm (Mechanical Surface Detection)
- Electronics: DAE4 Sn772;Calibrated: 2019/10/6
- Phantom: Twin SAM; Type: Twin SAM V5.0; Serial: TP:1412
- Measurement SW: DASY52, Version 52.10 (2); SEMCAD X Version 14.6.12 (7470)

**Area Scan (61x81x1):**Interpolated grid: dx=1.500 mm, dy=1.500 mm
Maximum value of SAR (interpolated) = 0.298 W/kg

**Zoom Scan (5x5x7)/Cube 0:**Measurement grid: dx=8mm, dy=8mm, dz=5mm
Reference Value = 14.01 V/m; Power Drift = 0.13 dB
Peak SAR (extrapolated) = 0.461 W/kg
**SAR(1 g) = 0.271 W/kg; SAR(10 g) = 0.158 W/kg**
Maximum value of SAR (measured) = 0.300 W/kg

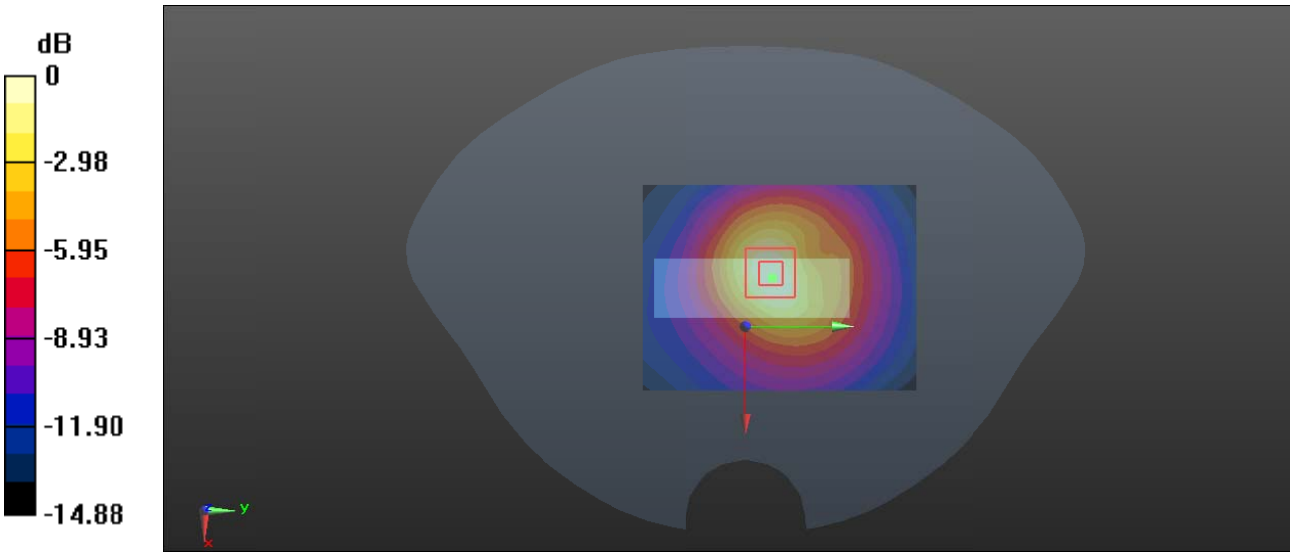


0 dB = 0.300 W/kg = -5.23 dBW/kg

**Test Plot 75#: LTE Band 18_Body Top_1RB_Middle**

**DUT: Mobile WiFi; Type: UZ-211-1; Serial: RBJ190927050-SA-S1**

Communication System: Generic FDD-LTE; Frequency: 822.5 MHz;Duty Cycle: 1:1
Medium parameters used: f = 822.5 MHz; $\sigma$ = 0.898 S/m; $\varepsilon_r$ = 40.905; $\rho$ = 1000 kg/m$^3$ ;
Phantom section: Flat Section

DASY5 Configuration:

- Probe: EX3DV4 - SN7329; ConvF(9.97, 9.97, 9.97) @822.5 MHz; Calibrated: 2019/10/22;
- Sensor-Surface: 1.4mm (Mechanical Surface Detection)
- Electronics: DAE4 Sn772;Calibrated: 2019/10/6
- Phantom: Twin SAM; Type: Twin SAM V5.0; Serial: TP:1412
- Measurement SW: DASY52, Version 52.10 (2); SEMCAD X Version 14.6.12 (7470)

**Area Scan (61x81x1):**Interpolated grid: dx=1.500 mm, dy=1.500 mm
Maximum value of SAR (interpolated) = 0.209 W/kg

**Zoom Scan (5x5x7)/Cube 0:**Measurement grid: dx=8mm, dy=8mm, dz=5mm
Reference Value = 14.19 V/m; Power Drift = -0.15 dB
Peak SAR (extrapolated) = 0.258 W/kg
**SAR(1 g) = 0.189 W/kg; SAR(10 g) = 0.133 W/kg**
Maximum value of SAR (measured) = 0.202 W/kg

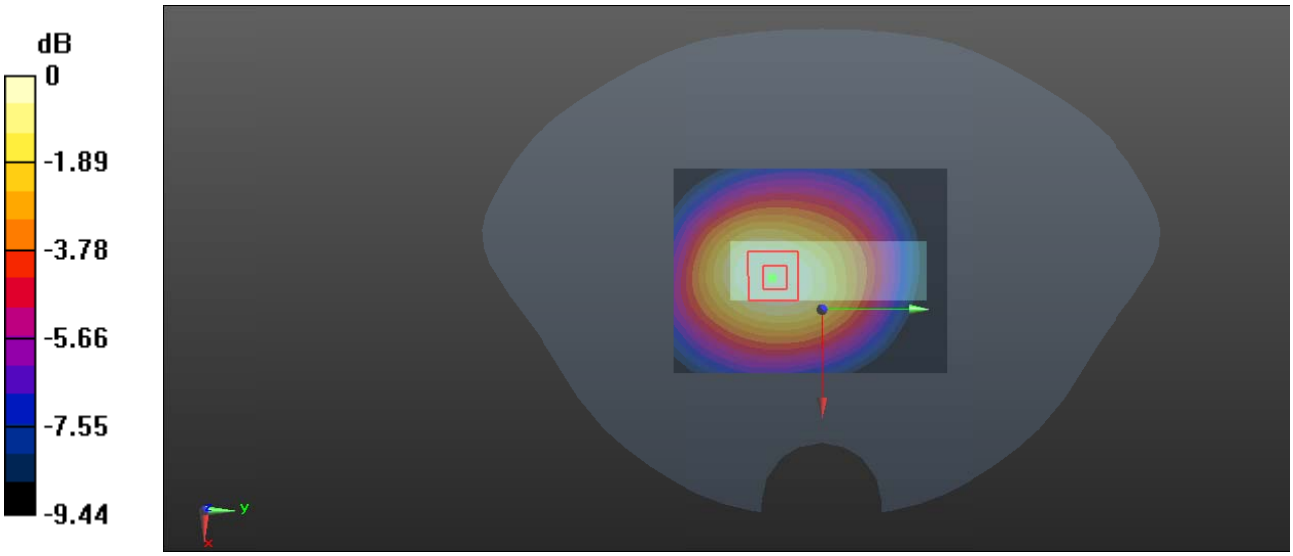


0 dB = 0.202 W/kg = -6.95 dBW/kg

**Test Plot 76#: LTE Band 18_Body Top_50%RB_Middle**

**DUT: Mobile WiFi; Type: UZ-211-1; Serial: RBJ190927050-SA-S1**

Communication System: Generic FDD-LTE; Frequency: 822.5 MHz;Duty Cycle: 1:1
Medium parameters used: f = 822.5 MHz; $\sigma$ = 0.898 S/m; $\varepsilon_r$ = 40.905; $\rho$ = 1000 kg/m$^3$ ;
Phantom section: Flat Section

DASY5 Configuration:

- Probe: EX3DV4 - SN7329; ConvF(9.97, 9.97, 9.97) @822.5 MHz; Calibrated: 2019/10/22;
- Sensor-Surface: 1.4mm (Mechanical Surface Detection)
- Electronics: DAE4 Sn772;Calibrated: 2019/10/6
- Phantom: Twin SAM; Type: Twin SAM V5.0; Serial: TP:1412
- Measurement SW: DASY52, Version 52.10 (2); SEMCAD X Version 14.6.12 (7470)

**Area Scan (61x81x1):**Interpolated grid: dx=1.500 mm, dy=1.500 mm
Maximum value of SAR (interpolated) = 0.188 W/kg

**Zoom Scan (5x5x7)/Cube 0:**Measurement grid: dx=8mm, dy=8mm, dz=5mm
Reference Value = 12.28 V/m; Power Drift = 0.05 dB
Peak SAR (extrapolated) = 0.243 W/kg
**SAR(1 g) = 0.179 W/kg; SAR(10 g) = 0.126 W/kg**
Maximum value of SAR (measured) = 0.191 W/kg

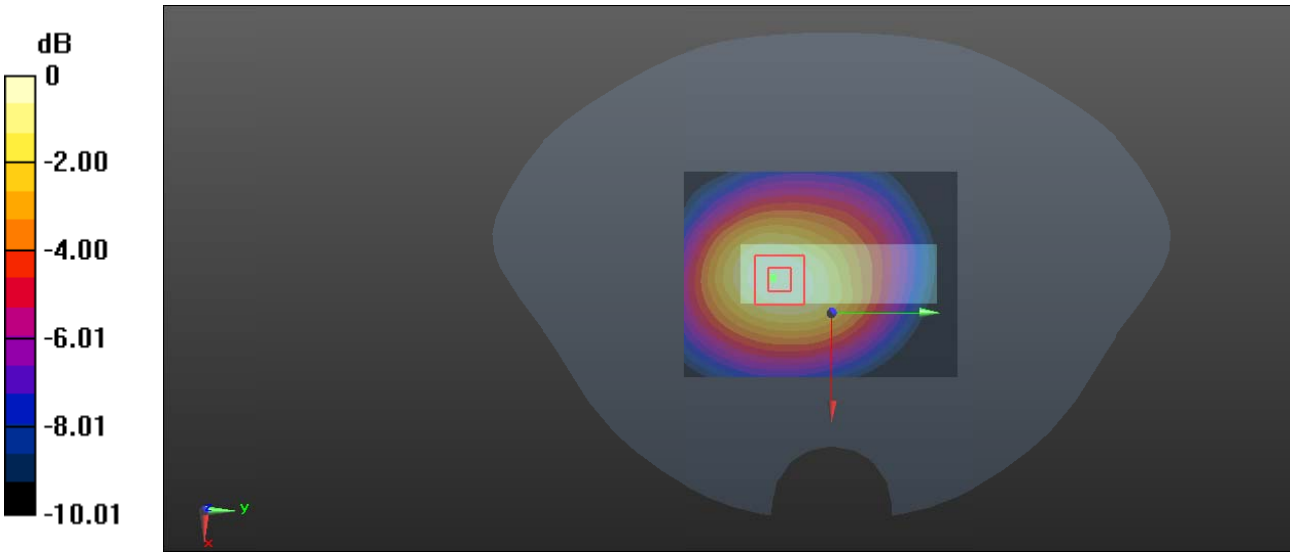


0 dB = 0.191 W/kg = -7.19 dBW/kg

**Test Plot 77#: LTE Band 40_Body Back_1RB_Low**

**DUT: Mobile WiFi; Type: UZ-211-1; Serial: RBJ190927050-SA-S1**

Communication System: Generic TDD-LTE; Frequency: 2310 MHz;Duty Cycle: 1:2
Medium parameters used: f = 2310 MHz; $\sigma$ = 1.689 S/m; $\varepsilon_r$ = 39.768; $\rho$ = 1000 kg/m$^3$ ;
Phantom section: Flat Section

DASY5 Configuration:

- Probe: EX3DV4 - SN7329; ConvF(7.9, 7.9, 7.9) @2310 MHz; Calibrated: 2019/10/22;
- Sensor-Surface: 1.4mm (Mechanical Surface Detection)
- Electronics: DAE4 Sn772;Calibrated: 2019/10/6
- Phantom: Twin SAM; Type: Twin SAM V5.0; Serial: TP:1412
- Measurement SW: DASY52, Version 52.10 (2); SEMCAD X Version 14.6.12 (7470)

**Area Scan (91x91x1):**Interpolated grid: dx=1.200 mm, dy=1.200 mm
Maximum value of SAR (interpolated) = 0.803 W/kg

**Zoom Scan (5x5x7)/Cube 0:**Measurement grid: dx=8mm, dy=8mm, dz=5mm
Reference Value = 2.495 V/m; Power Drift = 0.08 dB
Peak SAR (extrapolated) = 0.899 W/kg
**SAR(1 g) = 0.496 W/kg; SAR(10 g) = 0.256 W/kg**
Maximum value of SAR (measured) = 0.757 W/kg




0 dB = 0.757 W/kg = -1.21 dBW/kg

**Test Plot 78#: LTE Band 40_Body Back_50%RB_Low**

**DUT: Mobile WiFi; Type: UZ-211-1; Serial: RBJ190927050-SA-S1**

Communication System: Generic TDD-LTE; Frequency: 2310 MHz;Duty Cycle: 1:2
Medium parameters used: f = 2310 MHz; $\sigma$ = 1.689 S/m; $\varepsilon_r$ = 39.768; $\rho$ = 1000 kg/m$^3$ ;
Phantom section: Flat Section

DASY5 Configuration:

- Probe: EX3DV4 - SN7329; ConvF(7.9, 7.9, 7.9) @2310 MHz; Calibrated: 2019/10/22;
- Sensor-Surface: 1.4mm (Mechanical Surface Detection)
- Electronics: DAE4 Sn772;Calibrated: 2019/10/6
- Phantom: Twin SAM; Type: Twin SAM V5.0; Serial: TP:1412
- Measurement SW: DASY52, Version 52.10 (2); SEMCAD X Version 14.6.12 (7470)

**Area Scan (91x91x1):**Interpolated grid: dx=1.200 mm, dy=1.200 mm
Maximum value of SAR (interpolated) = 0.613 W/kg

**Zoom Scan (5x5x7)/Cube 0:**Measurement grid: dx=8mm, dy=8mm, dz=5mm
Reference Value = 2.371 V/m; Power Drift = -0.15 dB
Peak SAR (extrapolated) = 0.696 W/kg
**SAR(1 g) = 0.388 W/kg; SAR(10 g) = 0.202 W/kg**
Maximum value of SAR (measured) = 0.584 W/kg

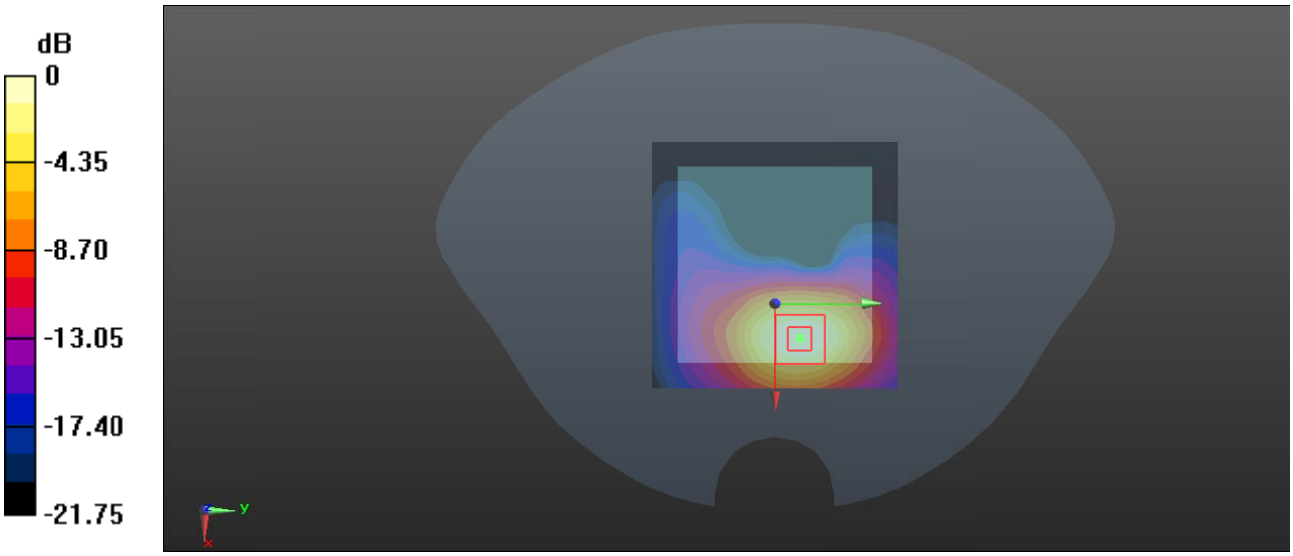


0 dB = 0.584 W/kg = -2.34 dBW/kg

**Test Plot 79#: LTE Band 40_Body Front_1RB_Low**

**DUT: Mobile WiFi; Type: UZ-211-1; Serial: RBJ190927050-SA-S1**

Communication System: Generic TDD-LTE; Frequency: 2310 MHz;Duty Cycle: 1:2
Medium parameters used: f = 2310 MHz; $\sigma$ = 1.689 S/m; $\varepsilon_r$ = 39.768; $\rho$ = 1000 kg/m$^3$ ;
Phantom section: Flat Section

DASY5 Configuration:

- Probe: EX3DV4 - SN7329; ConvF(7.9, 7.9, 7.9) @2310 MHz; Calibrated: 2019/10/22;
- Sensor-Surface: 1.4mm (Mechanical Surface Detection)
- Electronics: DAE4 Sn772;Calibrated: 2019/10/6
- Phantom: Twin SAM; Type: Twin SAM V5.0; Serial: TP:1412
- Measurement SW: DASY52, Version 52.10 (2); SEMCAD X Version 14.6.12 (7470)

**Area Scan (101x91x1):**Interpolated grid: dx=1.200 mm, dy=1.200 mm
Maximum value of SAR (interpolated) = 0.0497 W/kg

**Zoom Scan (5x5x7)/Cube 0:**Measurement grid: dx=8mm, dy=8mm, dz=5mm
Reference Value = 1.159 V/m; Power Drift = 0.07 dB
Peak SAR (extrapolated) = 0.0560 W/kg
**SAR(1 g) = 0.030 W/kg; SAR(10 g) = 0.017 W/kg**
Maximum value of SAR (measured) = 0.0457 W/kg

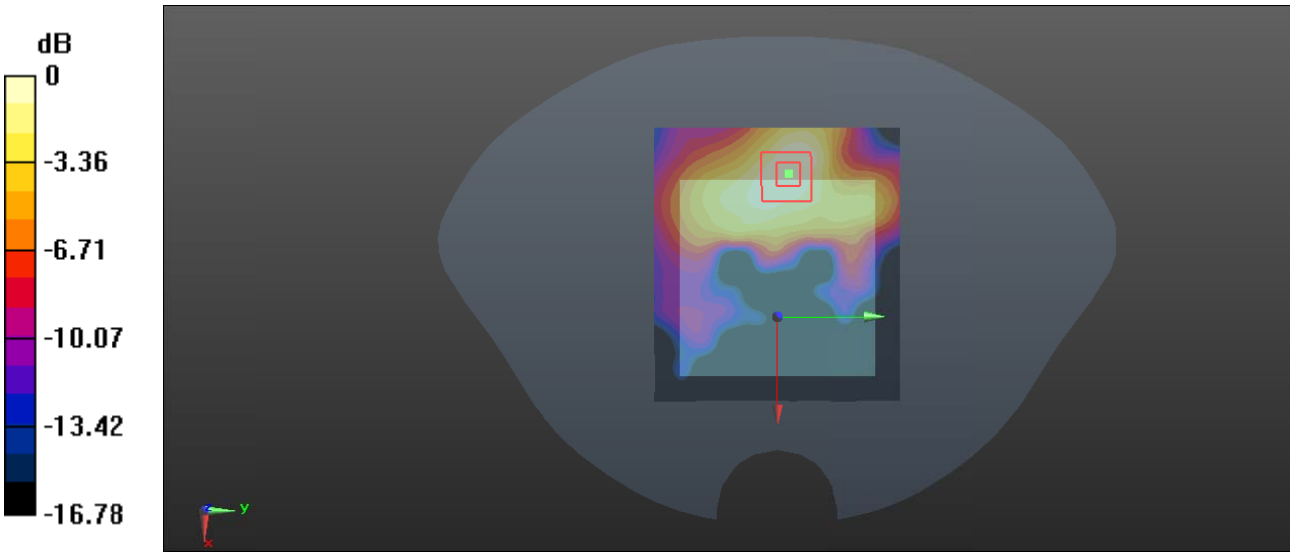


0 dB = 0.0457 W/kg = -13.40 dBW/kg

**Test Plot 80#: LTE Band 40_Body Front_50%RB_Low**

**DUT: Mobile WiFi; Type: UZ-211-1; Serial: RBJ190927050-SA-S1**

Communication System: Generic TDD-LTE; Frequency: 2310 MHz;Duty Cycle: 1:2
Medium parameters used: f = 2310 MHz; $\sigma$ = 1.689 S/m; $\varepsilon_r$ = 39.768; $\rho$ = 1000 kg/m$^3$ ;
Phantom section: Flat Section

DASY5 Configuration:

- Probe: EX3DV4 - SN7329; ConvF(7.9, 7.9, 7.9) @2310 MHz; Calibrated: 2019/10/22;
- Sensor-Surface: 1.4mm (Mechanical Surface Detection)
- Electronics: DAE4 Sn772;Calibrated: 2019/10/6
- Phantom: Twin SAM; Type: Twin SAM V5.0; Serial: TP:1412
- Measurement SW: DASY52, Version 52.10 (2); SEMCAD X Version 14.6.12 (7470)

**Area Scan (101x91x1):**Interpolated grid: dx=1.200 mm, dy=1.200 mm
Maximum value of SAR (interpolated) = 0.0377 W/kg

**Zoom Scan (5x5x7)/Cube 0:**Measurement grid: dx=8mm, dy=8mm, dz=5mm
Reference Value = 0.8030 V/m; Power Drift = 0.06 dB
Peak SAR (extrapolated) = 0.0450 W/kg
**SAR(1 g) = 0.025 W/kg; SAR(10 g) = 0.014 W/kg**
Maximum value of SAR (measured) = 0.0375 W/kg

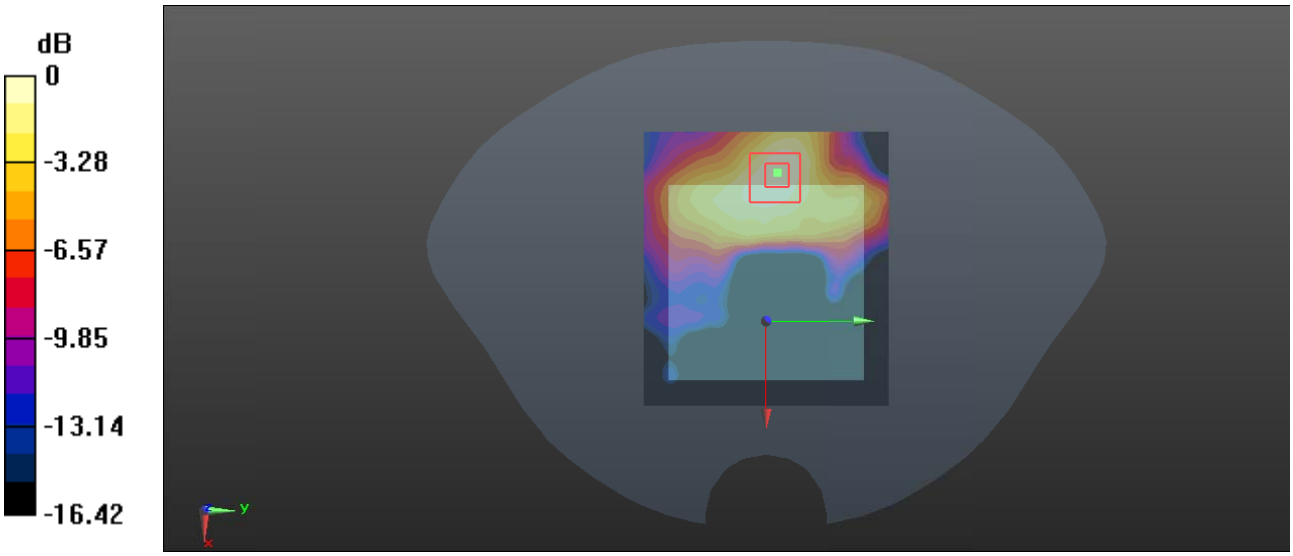


0 dB = 0.0375 W/kg = -14.26 dBW/kg

**Test Plot 81#: LTE Band 40_Body Left_1RB_Low**

**DUT: Mobile WiFi; Type: UZ-211-1; Serial: RBJ190927050-SA-S1**

Communication System: Generic TDD-LTE; Frequency: 2310 MHz;Duty Cycle: 1:2
Medium parameters used: f = 2310 MHz; $\sigma$ = 1.689 S/m; $\varepsilon_r$ = 39.768; $\rho$ = 1000 kg/m$^3$ ;
Phantom section: Flat Section

DASY5 Configuration:

- Probe: EX3DV4 - SN7329; ConvF(7.9, 7.9, 7.9) @2310 MHz; Calibrated: 2019/10/22;
- Sensor-Surface: 1.4mm (Mechanical Surface Detection)
- Electronics: DAE4 Sn772;Calibrated: 2019/10/6
- Phantom: Twin SAM; Type: Twin SAM V5.0; Serial: TP:1412
- Measurement SW: DASY52, Version 52.10 (2); SEMCAD X Version 14.6.12 (7470)

**Area Scan (91x51x1):**Interpolated grid: dx=1.200 mm, dy=1.200 mm
Maximum value of SAR (interpolated) = 0.669 W/kg

**Zoom Scan (5x5x7)/Cube 0:**Measurement grid: dx=8mm, dy=8mm, dz=5mm
Reference Value = 13.06 V/m; Power Drift = 0.04 dB
Peak SAR (extrapolated) = 0.759 W/kg
**SAR(1 g) = 0.411 W/kg; SAR(10 g) = 0.207 W/kg**
Maximum value of SAR (measured) = 0.631 W/kg

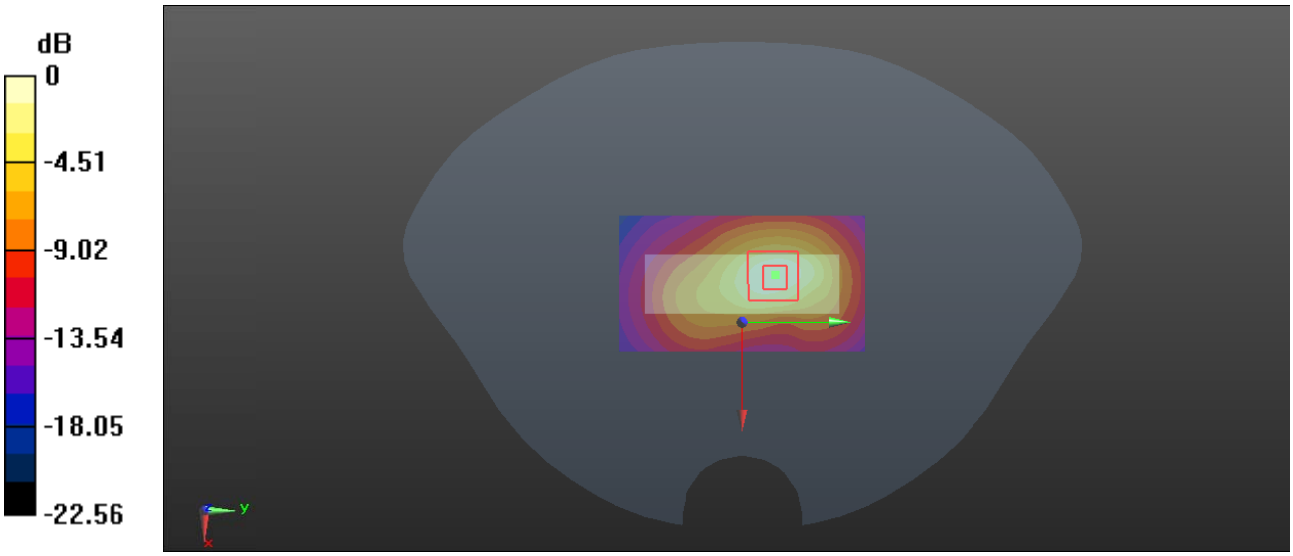


0 dB = 0.631 W/kg = -2.00 dBW/kg

**Test Plot 82#: LTE Band 40_Body Left_50%RB_Low**

**DUT: Mobile WiFi; Type: UZ-211-1; Serial: RBJ190927050-SA-S1**

Communication System: Generic TDD-LTE; Frequency: 2310 MHz;Duty Cycle: 1:2
Medium parameters used: f = 2310 MHz; $\sigma$ = 1.689 S/m; $\varepsilon_r$ = 39.768; $\rho$ = 1000 kg/m$^3$ ;
Phantom section: Flat Section

DASY5 Configuration:

- Probe: EX3DV4 - SN7329; ConvF(7.9, 7.9, 7.9) @2310 MHz; Calibrated: 2019/10/22;
- Sensor-Surface: 1.4mm (Mechanical Surface Detection)
- Electronics: DAE4 Sn772;Calibrated: 2019/10/6
- Phantom: Twin SAM; Type: Twin SAM V5.0; Serial: TP:1412
- Measurement SW: DASY52, Version 52.10 (2); SEMCAD X Version 14.6.12 (7470)

**Area Scan (91x51x1):**Interpolated grid: dx=1.200 mm, dy=1.200 mm
Maximum value of SAR (interpolated) = 0.527 W/kg

**Zoom Scan (5x5x7)/Cube 0:**Measurement grid: dx=8mm, dy=8mm, dz=5mm
Reference Value = 11.45 V/m; Power Drift = 0.08 dB
Peak SAR (extrapolated) = 0.625 W/kg
**SAR(1 g) = 0.334 W/kg; SAR(10 g) = 0.167 W/kg**
Maximum value of SAR (measured) = 0.523 W/kg

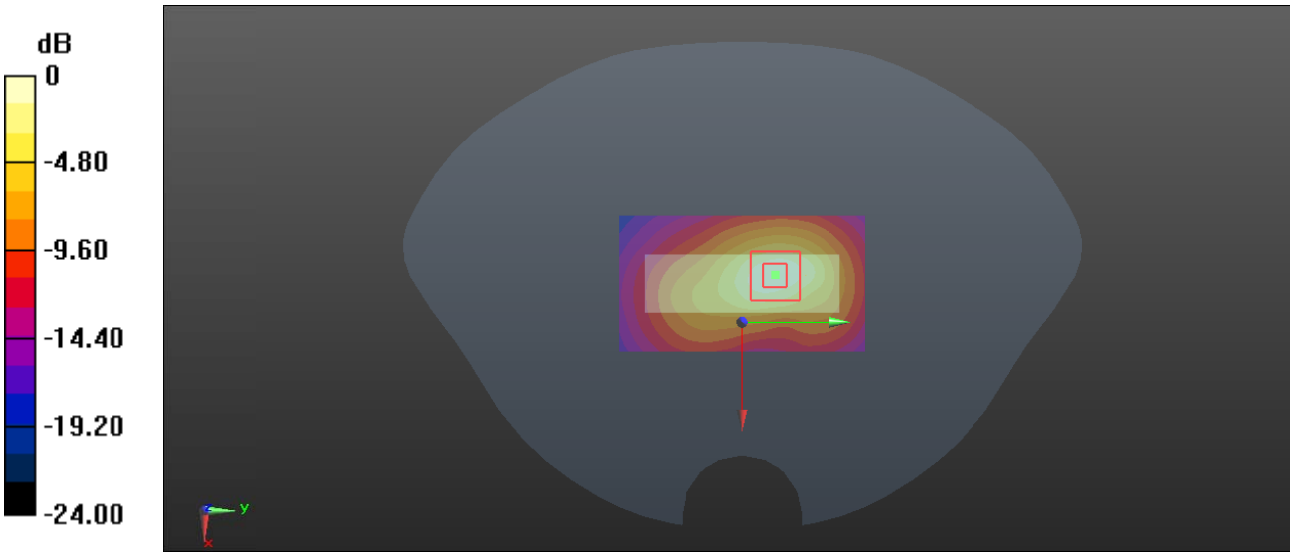


0 dB = 0.523 W/kg = -2.81 dBW/kg

**Test Plot 83#: LTE Band 40_Body Top_1RB_Low**

**DUT: Mobile WiFi; Type: UZ-211-1; Serial: RBJ190927050-SA-S1**

Communication System: Generic TDD-LTE; Frequency: 2310 MHz;Duty Cycle: 1:2
Medium parameters used: f = 2310 MHz; $\sigma$ = 1.689 S/m; $\varepsilon_r$ = 39.768; $\rho$ = 1000 kg/m$^3$ ;
Phantom section: Flat Section

DASY5 Configuration:

- Probe: EX3DV4 - SN7329; ConvF(7.9, 7.9, 7.9) @2310 MHz; Calibrated: 2019/10/22;
- Sensor-Surface: 1.4mm (Mechanical Surface Detection)
- Electronics: DAE4 Sn772;Calibrated: 2019/10/6
- Phantom: Twin SAM; Type: Twin SAM V5.0; Serial: TP:1412
- Measurement SW: DASY52, Version 52.10 (2); SEMCAD X Version 14.6.12 (7470)

**Area Scan (91x51x1):**Interpolated grid: dx=1.200 mm, dy=1.200 mm
Maximum value of SAR (interpolated) = 0.0794 W/kg

**Zoom Scan (6x6x7)/Cube 0:**Measurement grid: dx=8mm, dy=8mm, dz=5mm
Reference Value = 3.565 V/m; Power Drift = 0.08 dB
Peak SAR (extrapolated) = 0.0950 W/kg
**SAR(1 g) = 0.052 W/kg; SAR(10 g) = 0.031 W/kg**
Maximum value of SAR (measured) = 0.0774 W/kg

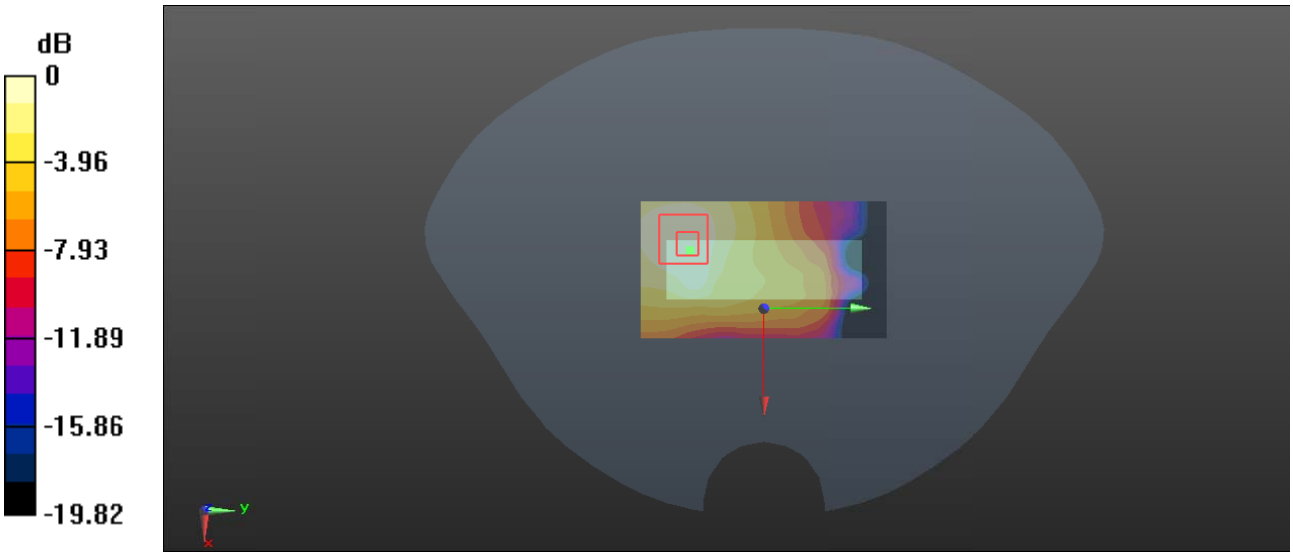


0 dB = 0.0774 W/kg = -11.11 dBW/kg

**Test Plot 84#: LTE Band 40_Body Top_50%RB_Low**

**DUT: Mobile WiFi; Type: UZ-211-1; Serial: RBJ190927050-SA-S1**

Communication System: Generic TDD-LTE; Frequency: 2310 MHz;Duty Cycle: 1:2
Medium parameters used: f = 2310 MHz; $\sigma$ = 1.689 S/m; $\varepsilon_r$ = 39.768; $\rho$ = 1000 kg/m$^3$ ;
Phantom section: Flat Section

DASY5 Configuration:

- Probe: EX3DV4 - SN7329; ConvF(7.9, 7.9, 7.9) @2310 MHz; Calibrated: 2019/10/22;
- Sensor-Surface: 1.4mm (Mechanical Surface Detection)
- Electronics: DAE4 Sn772;Calibrated: 2019/10/6
- Phantom: Twin SAM; Type: Twin SAM V5.0; Serial: TP:1412
- Measurement SW: DASY52, Version 52.10 (2); SEMCAD X Version 14.6.12 (7470)

**Area Scan (91x51x1):**Interpolated grid: dx=1.200 mm, dy=1.200 mm
Maximum value of SAR (interpolated) = 0.0682 W/kg

**Zoom Scan (6x6x7)/Cube 0:**Measurement grid: dx=8mm, dy=8mm, dz=5mm
Reference Value = 3.292 V/m; Power Drift = 0.07 dB
Peak SAR (extrapolated) = 0.0820 W/kg
**SAR(1 g) = 0.044 W/kg; SAR(10 g) = 0.026 W/kg**
Maximum value of SAR (measured) = 0.0669 W/kg

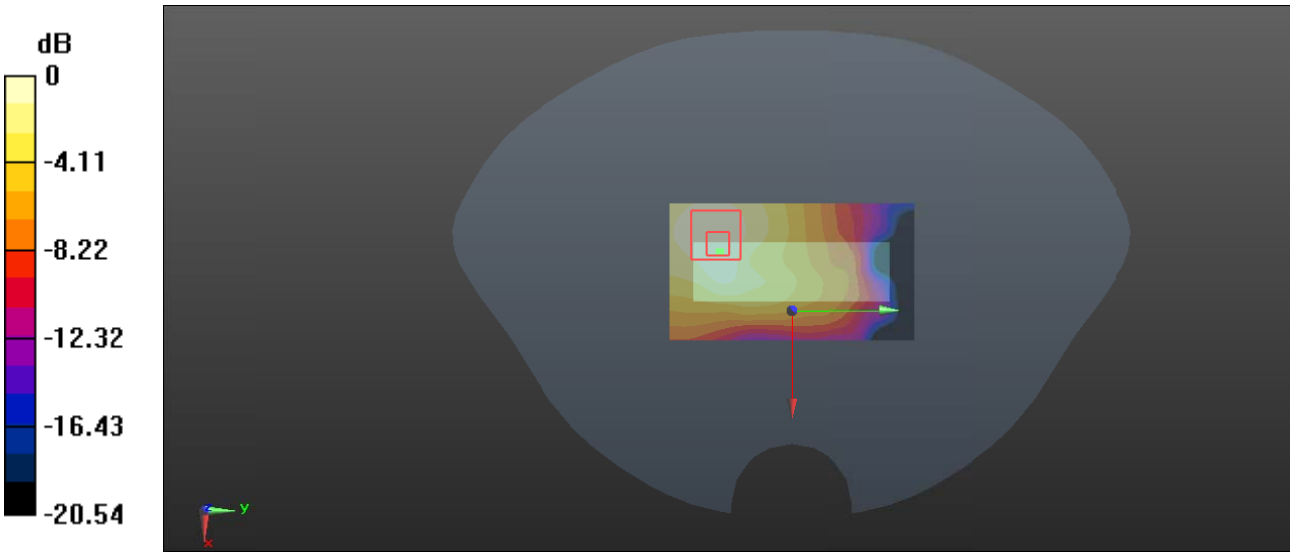


0 dB = 0.0669 W/kg = -11.75 dBW/kg

**Test Plot 85#: LTE Band 40_Body Back_1RB_Middle**

**DUT: Mobile WiFi; Type: UZ-211-1; Serial: RBJ190927050-SA-S1**

Communication System: Generic TDD-LTE; Frequency: 2355 MHz;Duty Cycle: 1:2
Medium parameters used: f =2355 MHz; $\sigma$ = 1.738 S/m; $\varepsilon_r$ = 39.624; $\rho$ = 1000 kg/m$^3$ ;
Phantom section: Flat Section

DASY5 Configuration:

- Probe: EX3DV4 - SN7329; ConvF(7.9, 7.9, 7.9) @2355 MHz; Calibrated: 2019/10/22;
- Sensor-Surface: 1.4mm (Mechanical Surface Detection)
- Electronics: DAE4 Sn772;Calibrated: 2019/10/6
- Phantom: Twin SAM; Type: Twin SAM V5.0; Serial: TP:1412
- Measurement SW: DASY52, Version 52.10 (2); SEMCAD X Version 14.6.12 (7470)

**Area Scan (91x91x1):**Interpolated grid: dx=1.200 mm, dy=1.200 mm
Maximum value of SAR (interpolated) = 0.655 W/kg

**Zoom Scan (5x5x7)/Cube 0:**Measurement grid: dx=8mm, dy=8mm, dz=5mm
Reference Value = 3.390 V/m; Power Drift = -0.19 dB
Peak SAR (extrapolated) = 0.750 W/kg
**SAR(1 g) = 0.410 W/kg; SAR(10 g) = 0.212 W/kg**
Maximum value of SAR (measured) = 0.625 W/kg

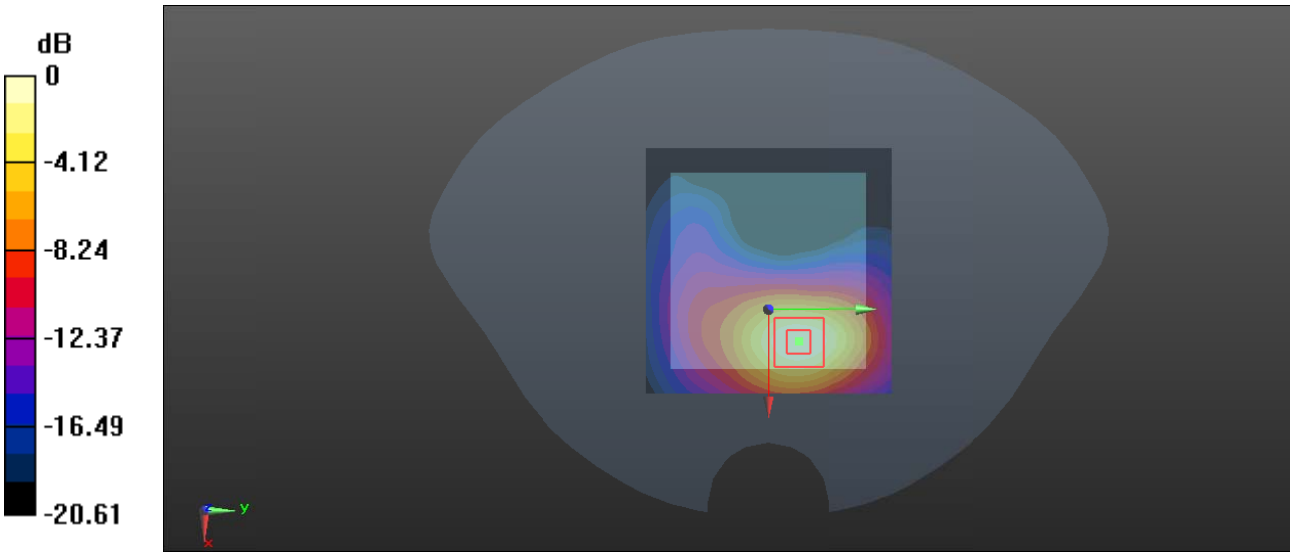


0 dB = 0.625 W/kg = -2.04 dBW/kg

**Test Plot 86#: LTE Band 40_Body Back_50%RB_Middle**

**DUT: Mobile WiFi; Type: UZ-211-1; Serial: RBJ190927050-SA-S1**

Communication System: Generic TDD-LTE; Frequency: 2355 MHz;Duty Cycle: 1:2
Medium parameters used: f =2355 MHz; $\sigma$ = 1.738 S/m; $\varepsilon_r$ = 39.624; $\rho$ = 1000 kg/m$^3$ ;
Phantom section: Flat Section

DASY5 Configuration:

- Probe: EX3DV4 - SN7329; ConvF(7.9, 7.9, 7.9) @2355 MHz; Calibrated: 2019/10/22;
- Sensor-Surface: 1.4mm (Mechanical Surface Detection)
- Electronics: DAE4 Sn772;Calibrated: 2019/10/6
- Phantom: Twin SAM; Type: Twin SAM V5.0; Serial: TP:1412
- Measurement SW: DASY52, Version 52.10 (2); SEMCAD X Version 14.6.12 (7470)

**Area Scan (91x91x1):**Interpolated grid: dx=1.200 mm, dy=1.200 mm
Maximum value of SAR (interpolated) = 0.508 W/kg

**Zoom Scan (5x5x7)/Cube 0:**Measurement grid: dx=8mm, dy=8mm, dz=5mm
Reference Value = 3.048 V/m; Power Drift = -0.14 dB
Peak SAR (extrapolated) = 0.597 W/kg
**SAR(1 g) = 0.324 W/kg; SAR(10 g) = 0.166 W/kg**
Maximum value of SAR (measured) = 0.498 W/kg

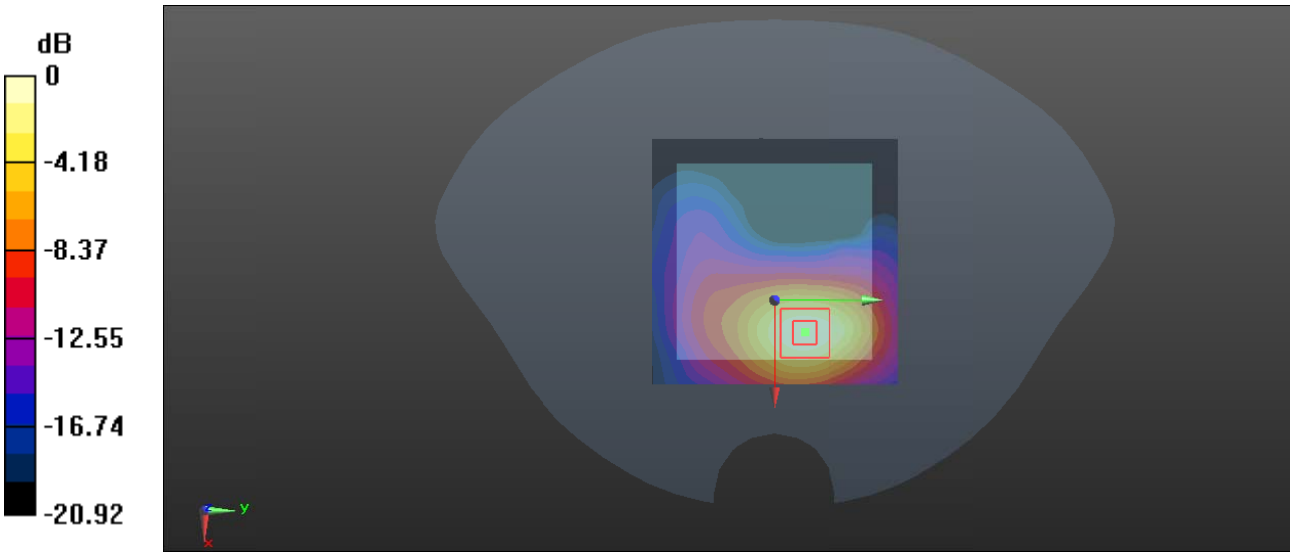


0 dB = 0.498 W/kg = -3.03 dBW/kg

**Test Plot 87#: LTE Band 40_Body Front_1RB_Middle**

**DUT: Mobile WiFi; Type: UZ-211-1; Serial: RBJ190927050-SA-S1**

Communication System: Generic TDD-LTE; Frequency: 2355 MHz;Duty Cycle: 1:2
Medium parameters used: f =2355 MHz; $\sigma$ = 1.738 S/m; $\varepsilon_r$ = 39.624; $\rho$ = 1000 kg/m$^3$ ;
Phantom section: Flat Section

DASY5 Configuration:

- Probe: EX3DV4 - SN7329; ConvF(7.9, 7.9, 7.9) @2355 MHz; Calibrated: 2019/10/22;
- Sensor-Surface: 1.4mm (Mechanical Surface Detection)
- Electronics: DAE4 Sn772;Calibrated: 2019/10/6
- Phantom: Twin SAM; Type: Twin SAM V5.0; Serial: TP:1412
- Measurement SW: DASY52, Version 52.10 (2); SEMCAD X Version 14.6.12 (7470)

**Area Scan (101x91x1):**Interpolated grid: dx=1.200 mm, dy=1.200 mm
Maximum value of SAR (interpolated) = 0.0655 W/kg

**Zoom Scan (5x5x7)/Cube 0:**Measurement grid: dx=8mm, dy=8mm, dz=5mm
Reference Value = 1.378 V/m; Power Drift = 0.06 dB
Peak SAR (extrapolated) = 0.0760 W/kg
**SAR(1 g) = 0.042 W/kg; SAR(10 g) = 0.024 W/kg**
Maximum value of SAR (measured) = 0.0634 W/kg

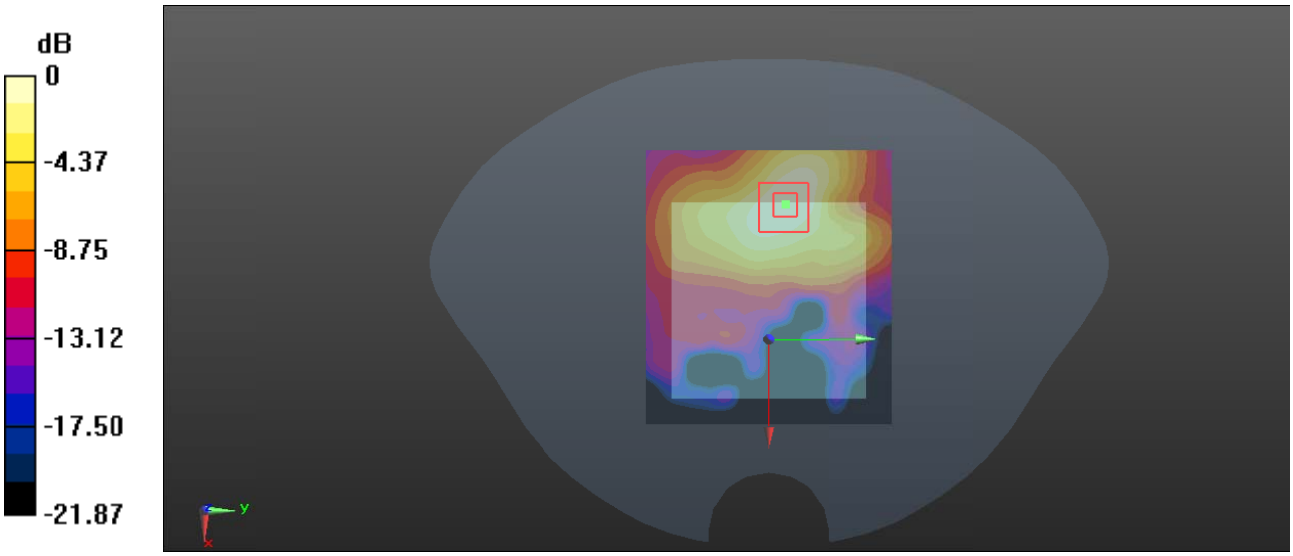


0 dB = 0.0634 W/kg = -11.98 dBW/kg

**Test Plot 88#: LTE Band 40_Body Front_50%RB_Middle**

**DUT: Mobile WiFi; Type: UZ-211-1; Serial: RBJ190927050-SA-S1**

Communication System: Generic TDD-LTE; Frequency: 2355 MHz;Duty Cycle: 1:2
Medium parameters used: f =2355 MHz; $\sigma$ = 1.738 S/m; $\varepsilon_r$ = 39.624; $\rho$ = 1000 kg/m$^3$ ;
Phantom section: Flat Section

DASY5 Configuration:

- Probe: EX3DV4 - SN7329; ConvF(7.9, 7.9, 7.9) @2355 MHz; Calibrated: 2019/10/22;
- Sensor-Surface: 1.4mm (Mechanical Surface Detection)
- Electronics: DAE4 Sn772;Calibrated: 2019/10/6
- Phantom: Twin SAM; Type: Twin SAM V5.0; Serial: TP:1412
- Measurement SW: DASY52, Version 52.10 (2); SEMCAD X Version 14.6.12 (7470)

**Area Scan (101x91x1):**Interpolated grid: dx=1.200 mm, dy=1.200 mm
Maximum value of SAR (interpolated) = 0.0532 W/kg

**Zoom Scan (5x5x7)/Cube 0:**Measurement grid: dx=8mm, dy=8mm, dz=5mm
Reference Value = 1.485 V/m; Power Drift = 0.09 dB
Peak SAR (extrapolated) = 0.0670 W/kg
**SAR(1 g) = 0.036 W/kg; SAR(10 g) = 0.020 W/kg**
Maximum value of SAR (measured) = 0.0549 W/kg

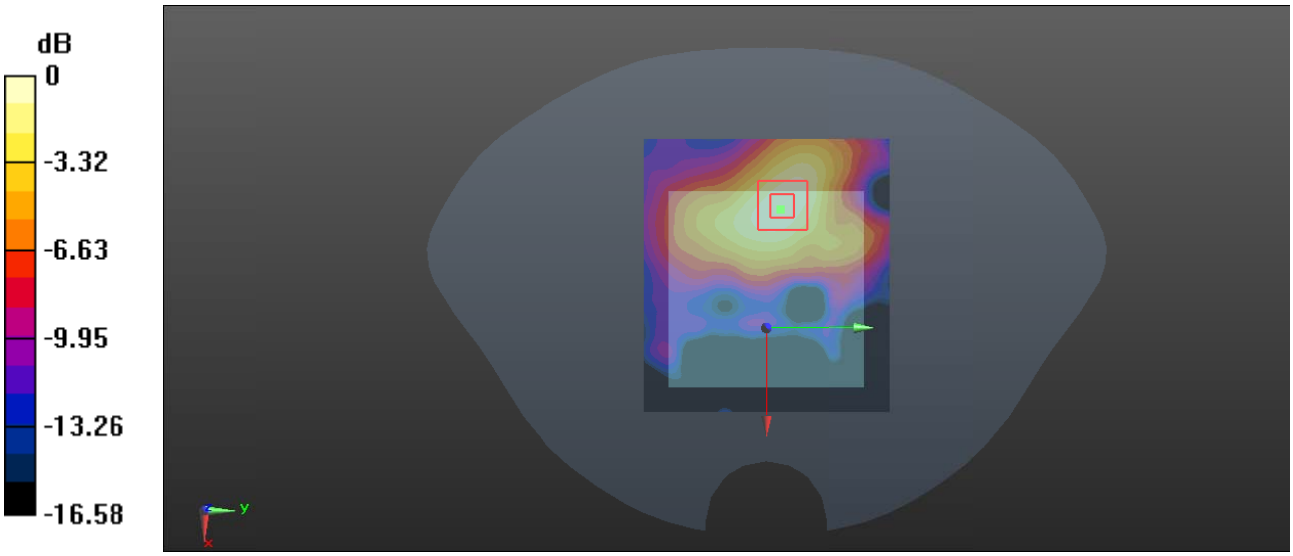


0 dB = 0.0549 W/kg = -12.60 dBW/kg

**Test Plot 89#: LTE Band 40_Body Left_1RB_Middle**

**DUT: Mobile WiFi; Type: UZ-211-1; Serial: RBJ190927050-SA-S1**

Communication System: Generic TDD-LTE; Frequency: 2355 MHz;Duty Cycle: 1:2
Medium parameters used: f =2355 MHz; $\sigma$ = 1.738 S/m; $\varepsilon_r$ = 39.624; $\rho$ = 1000 kg/m$^3$ ;
Phantom section: Flat Section

DASY5 Configuration:

- Probe: EX3DV4 - SN7329; ConvF(7.9, 7.9, 7.9) @2355 MHz; Calibrated: 2019/10/22;
- Sensor-Surface: 1.4mm (Mechanical Surface Detection)
- Electronics: DAE4 Sn772;Calibrated: 2019/10/6
- Phantom: Twin SAM; Type: Twin SAM V5.0; Serial: TP:1412
- Measurement SW: DASY52, Version 52.10 (2); SEMCAD X Version 14.6.12 (7470)

**Area Scan (91x51x1):**Interpolated grid: dx=1.200 mm, dy=1.200 mm
Maximum value of SAR (interpolated) = 0.573 W/kg

**Zoom Scan (5x5x7)/Cube 0:**Measurement grid: dx=8mm, dy=8mm, dz=5mm
Reference Value = 10.76 V/m; Power Drift = -0.14 dB
Peak SAR (extrapolated) = 0.679 W/kg
**SAR(1 g) = 0.358 W/kg; SAR(10 g) = 0.177 W/kg**
Maximum value of SAR (measured) = 0.568 W/kg

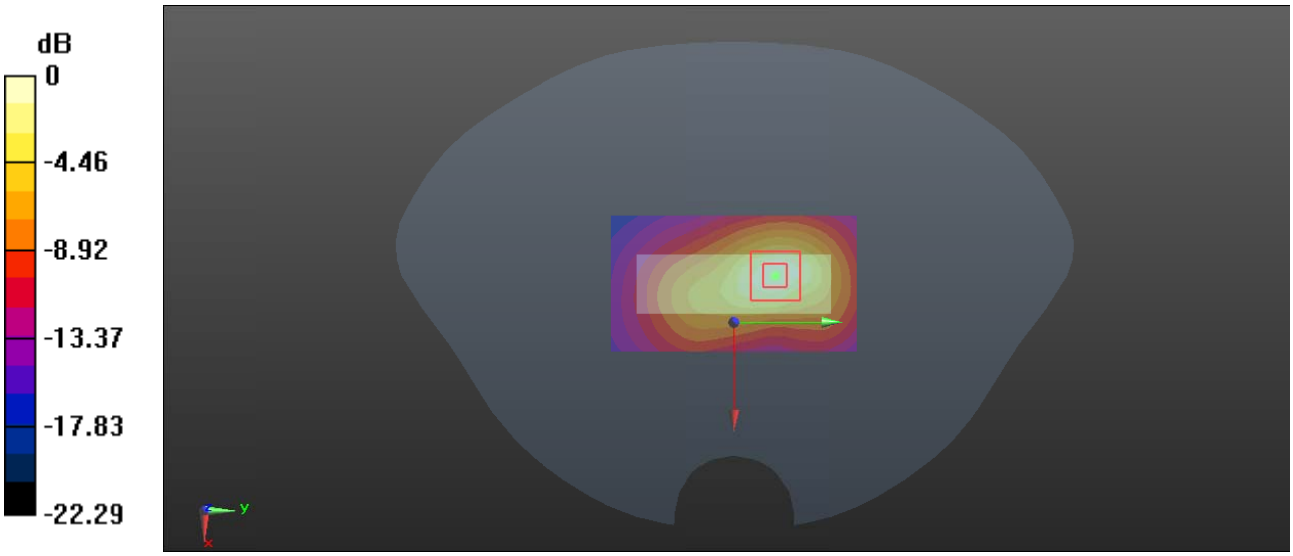


0 dB = 0.568 W/kg = -2.46 dBW/kg

**Test Plot 90#: LTE Band 40_Body Left_50%RB_Middle**

**DUT: Mobile WiFi; Type: UZ-211-1; Serial: RBJ190927050-SA-S1**

Communication System: Generic TDD-LTE; Frequency: 2355 MHz;Duty Cycle: 1:2
Medium parameters used: f =2355 MHz; $\sigma$ = 1.738 S/m; $\varepsilon_r$ = 39.624; $\rho$ = 1000 kg/m$^3$ ;
Phantom section: Flat Section

DASY5 Configuration:

- Probe: EX3DV4 - SN7329; ConvF(7.9, 7.9, 7.9) @2355 MHz; Calibrated: 2019/10/22;
- Sensor-Surface: 1.4mm (Mechanical Surface Detection)
- Electronics: DAE4 Sn772;Calibrated: 2019/10/6
- Phantom: Twin SAM; Type: Twin SAM V5.0; Serial: TP:1412
- Measurement SW: DASY52, Version 52.10 (2); SEMCAD X Version 14.6.12 (7470)

**Area Scan (91x51x1):**Interpolated grid: dx=1.200 mm, dy=1.200 mm
Maximum value of SAR (interpolated) = 0.467 W/kg

**Zoom Scan (5x5x7)/Cube 0:**Measurement grid: dx=8mm, dy=8mm, dz=5mm
Reference Value = 9.673 V/m; Power Drift = -0.13 dB
Peak SAR (extrapolated) = 0.546 W/kg
**SAR(1 g) = 0.286 W/kg; SAR(10 g) = 0.142 W/kg**
Maximum value of SAR (measured) = 0.455 W/kg

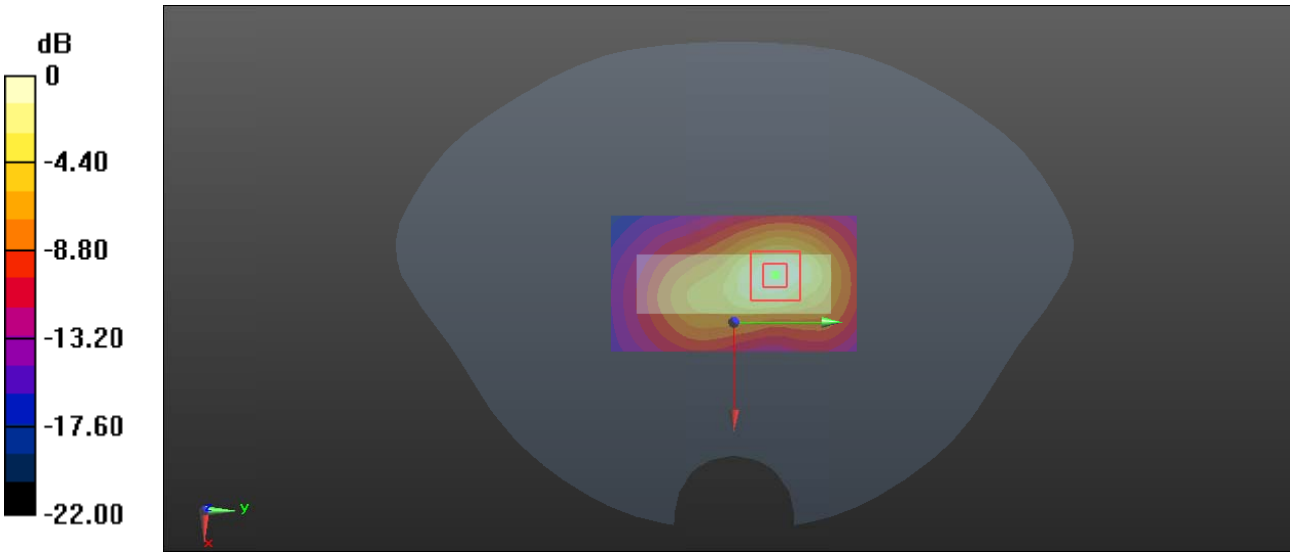


0 dB = 0.455 W/kg = -3.42 dBW/kg

**Test Plot 91#: LTE Band 40_Body Top_1RB_Middle**

**DUT: Mobile WiFi; Type: UZ-211-1; Serial: RBJ190927050-SA-S1**

Communication System: Generic TDD-LTE; Frequency: 2355 MHz;Duty Cycle: 1:2
Medium parameters used: f =2355 MHz; $\sigma$ = 1.738 S/m; $\varepsilon_r$ = 39.624; $\rho$ = 1000 kg/m$^3$ ;
Phantom section: Flat Section

DASY5 Configuration:

- Probe: EX3DV4 - SN7329; ConvF(7.9, 7.9, 7.9) @2355 MHz; Calibrated: 2019/10/22;
- Sensor-Surface: 1.4mm (Mechanical Surface Detection)
- Electronics: DAE4 Sn772;Calibrated: 2019/10/6
- Phantom: Twin SAM; Type: Twin SAM V5.0; Serial: TP:1412
- Measurement SW: DASY52, Version 52.10 (2); SEMCAD X Version 14.6.12 (7470)

**Area Scan (91x51x1):**Interpolated grid: dx=1.200 mm, dy=1.200 mm
Maximum value of SAR (interpolated) = 0.0781 W/kg

**Zoom Scan (6x6x7)/Cube 0:**Measurement grid: dx=8mm, dy=8mm, dz=5mm
Reference Value = 3.472 V/m; Power Drift = 0.03 dB
Peak SAR (extrapolated) = 0.0940 W/kg
**SAR(1 g) = 0.051 W/kg; SAR(10 g) = 0.030 W/kg**
Maximum value of SAR (measured) = 0.0764 W/kg

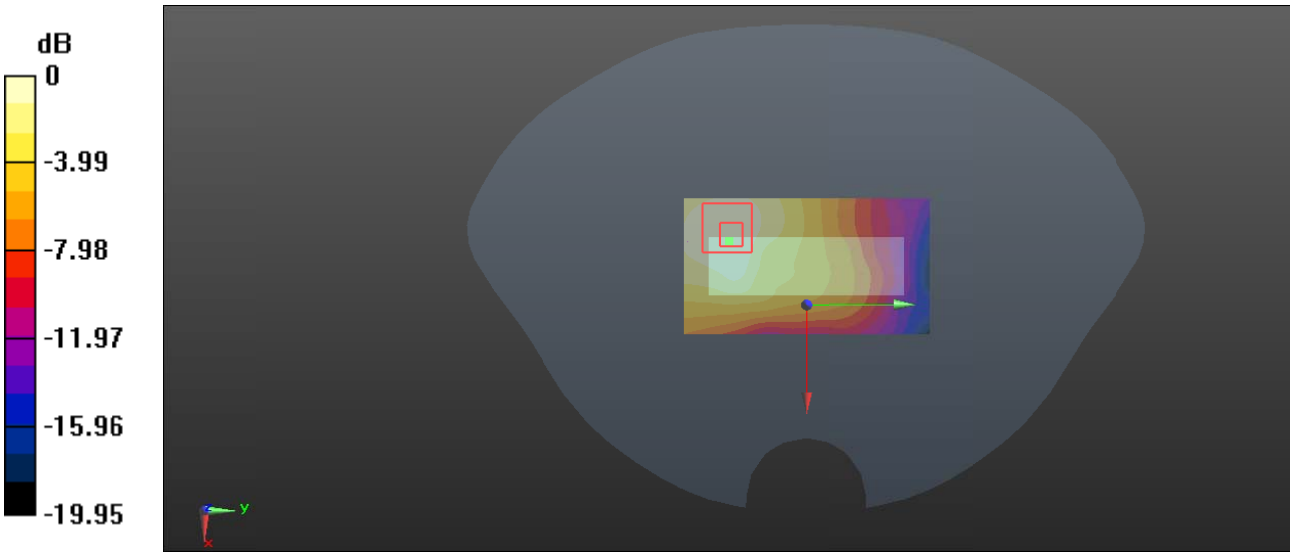


0 dB = 0.0764 W/kg = -11.17 dBW/kg

**Test Plot 92#: LTE Band 40_Body Top_50%RB_Middle**

**DUT: Mobile WiFi; Type: UZ-211-1; Serial: RBJ190927050-SA-S1**

Communication System: Generic TDD-LTE; Frequency: 2355 MHz;Duty Cycle: 1:2
Medium parameters used: f =2355 MHz; $\sigma$ = 1.738 S/m; $\varepsilon_r$ = 39.624; $\rho$ = 1000 kg/m$^3$ ;
Phantom section: Flat Section

DASY5 Configuration:

- Probe: EX3DV4 - SN7329; ConvF(7.9, 7.9, 7.9) @2355 MHz; Calibrated: 2019/10/22;
- Sensor-Surface: 1.4mm (Mechanical Surface Detection)
- Electronics: DAE4 Sn772;Calibrated: 2019/10/6
- Phantom: Twin SAM; Type: Twin SAM V5.0; Serial: TP:1412
- Measurement SW: DASY52, Version 52.10 (2); SEMCAD X Version 14.6.12 (7470)

**Area Scan (91x51x1):**Interpolated grid: dx=1.200 mm, dy=1.200 mm
Maximum value of SAR (interpolated) = 0.0702 W/kg

**Zoom Scan (6x6x7)/Cube 0:**Measurement grid: dx=8mm, dy=8mm, dz=5mm
Reference Value = 3.244 V/m; Power Drift = 0.04 dB
Peak SAR (extrapolated) = 0.0840 W/kg
**SAR(1 g) = 0.046 W/kg; SAR(10 g) = 0.027 W/kg**
Maximum value of SAR (measured) = 0.0688 W/kg

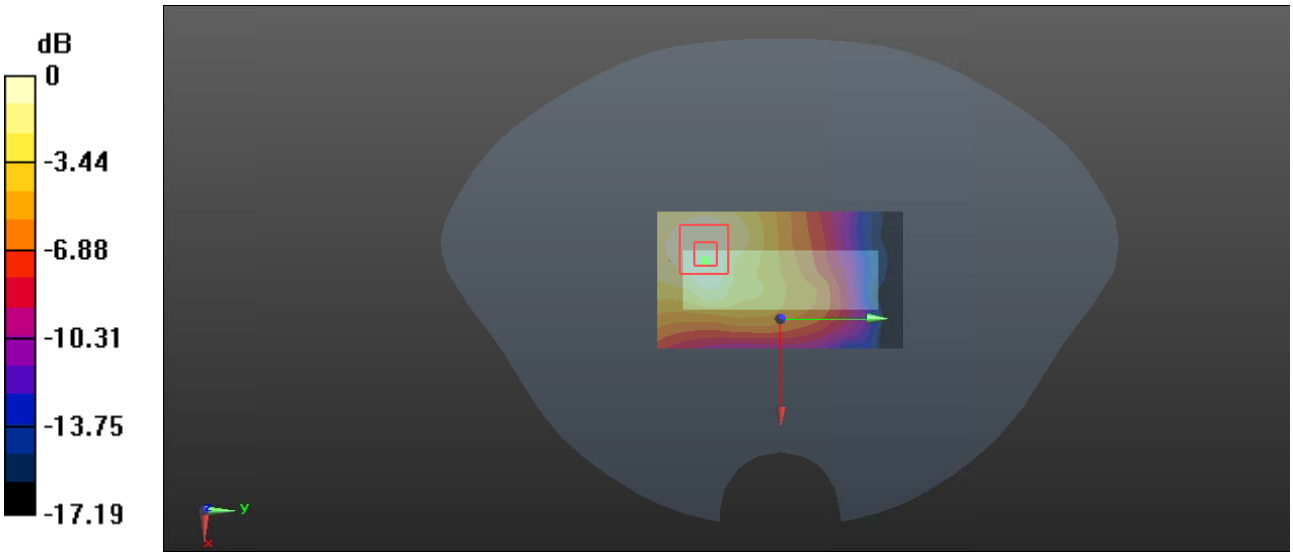


0 dB = 0.0688 W/kg = -11.62 dBW/kg

**Test Plot 93#: LTE Band 41_Body Back_1RB_Middle**

**DUT: Mobile WiFi; Type: UZ-211-1; Serial: RBJ190927050-SA-S1**

Communication System: Generic TDD-LTE; Frequency: 2595 MHz;Duty Cycle: 1:2
Medium parameters used: f = 2595 MHz; $\sigma$ = 1.991 S/m; $\varepsilon_r$ = 40.279; $\rho$ = 1000 kg/m$^3$ ;
Phantom section: Flat Section

DASY5 Configuration:

- Probe: EX3DV4 - SN7329; ConvF(7.42, 7.42, 7.42) @2595 MHz; Calibrated: 2019/10/22;
- Sensor-Surface: 1.4mm (Mechanical Surface Detection)
- Electronics: DAE4 Sn772;Calibrated: 2019/10/6
- Phantom: Twin SAM; Type: Twin SAM V5.0; Serial: TP:1412
- Measurement SW: DASY52, Version 52.10 (2); SEMCAD X Version 14.6.12 (7470)

**Area Scan (91x91x1):**Interpolated grid: dx=1.200 mm, dy=1.200 mm
Maximum value of SAR (interpolated) = 0.378 W/kg

**Zoom Scan (5x5x7)/Cube 0:**Measurement grid: dx=8mm, dy=8mm, dz=5mm
Reference Value = 5.378 V/m; Power Drift = -0.16 dB
Peak SAR (extrapolated) = 0.452 W/kg
**SAR(1 g) = 0.234 W/kg; SAR(10 g) = 0.121 W/kg**
Maximum value of SAR (measured) = 0.367 W/kg

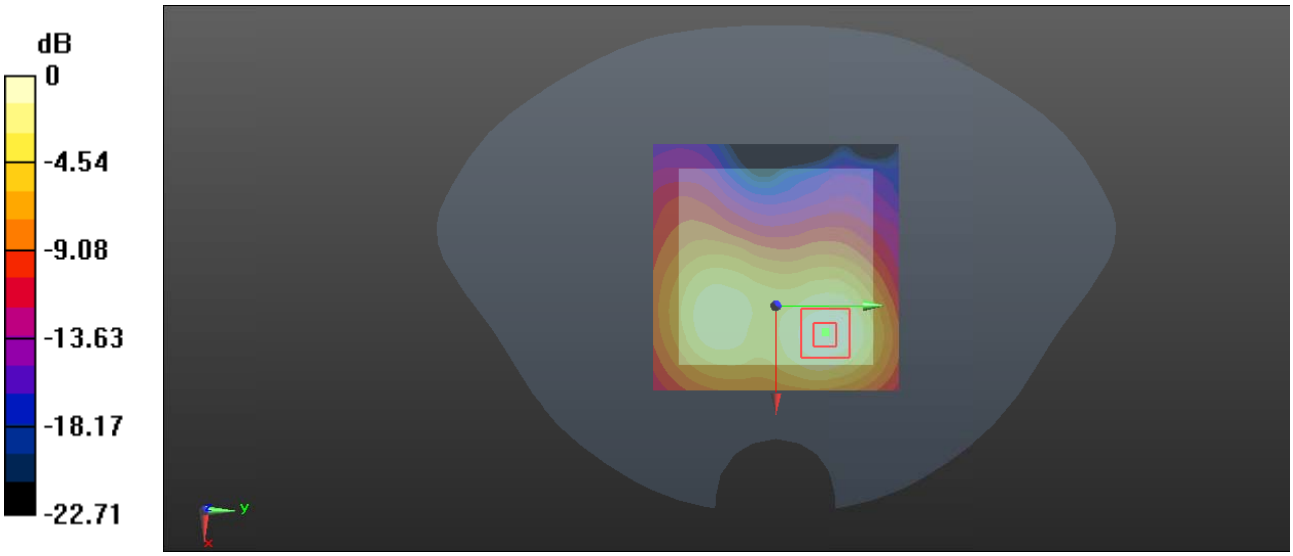


0 dB = 0.367 W/kg = -4.35 dBW/kg

**Test Plot 94#: LTE Band 41_Body Back_50%RB_Middle**

**DUT: Mobile WiFi; Type: UZ-211-1; Serial: RBJ190927050-SA-S1**

Communication System: Generic TDD-LTE; Frequency: 2595 MHz;Duty Cycle: 1:2
Medium parameters used: f = 2595 MHz; $\sigma$ = 1.991 S/m; $\varepsilon_r$ = 40.279; $\rho$ = 1000 kg/m$^3$ ;
Phantom section: Flat Section

DASY5 Configuration:

- Probe: EX3DV4 - SN7329; ConvF(7.42, 7.42, 7.42) @2595 MHz; Calibrated: 2019/10/22;
- Sensor-Surface: 1.4mm (Mechanical Surface Detection)
- Electronics: DAE4 Sn772;Calibrated: 2019/10/6
- Phantom: Twin SAM; Type: Twin SAM V5.0; Serial: TP:1412
- Measurement SW: DASY52, Version 52.10 (2); SEMCAD X Version 14.6.12 (7470)

**Area Scan (91x91x1):**Interpolated grid: dx=1.200 mm, dy=1.200 mm
Maximum value of SAR (interpolated) = 0.304 W/kg

**Zoom Scan (5x5x7)/Cube 0:**Measurement grid: dx=8mm, dy=8mm, dz=5mm
Reference Value = 4.799 V/m; Power Drift = -0.01 dB
Peak SAR (extrapolated) = 0.378 W/kg
**SAR(1 g) = 0.193 W/kg; SAR(10 g) = 0.100 W/kg**
Maximum value of SAR (measured) = 0.304 W/kg

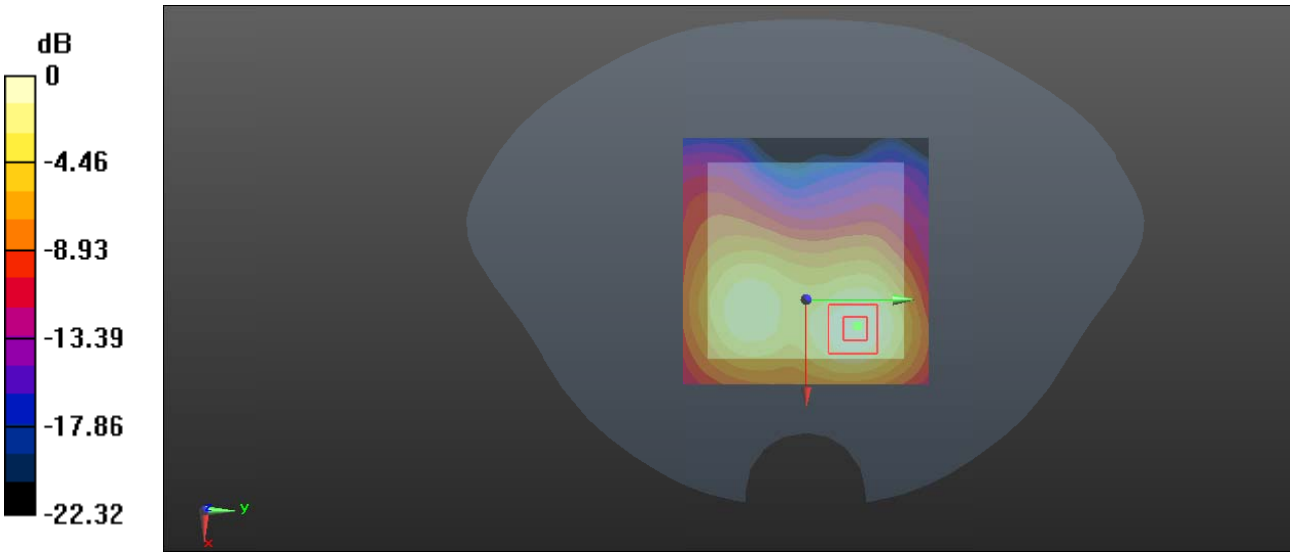


0 dB = 0.304 W/kg = -5.17 dBW/kg

**Test Plot 95#: LTE Band 41_Body Front_1RB_Middle**

**DUT: Mobile WiFi; Type: UZ-211-1; Serial: RBJ190927050-SA-S1**

Communication System: Generic TDD-LTE; Frequency: 2595 MHz;Duty Cycle: 1:2
Medium parameters used: f = 2595 MHz; $\sigma$ = 1.991 S/m; $\varepsilon_r$ = 40.279; $\rho$ = 1000 kg/m$^3$ ;
Phantom section: Flat Section

DASY5 Configuration:

- Probe: EX3DV4 - SN7329; ConvF(7.42, 7.42, 7.42) @2595 MHz; Calibrated: 2019/10/22;
- Sensor-Surface: 1.4mm (Mechanical Surface Detection)
- Electronics: DAE4 Sn772;Calibrated: 2019/10/6
- Phantom: Twin SAM; Type: Twin SAM V5.0; Serial: TP:1412
- Measurement SW: DASY52, Version 52.10 (2); SEMCAD X Version 14.6.12 (7470)

**Area Scan (91x91x1):**Interpolated grid: dx=1.200 mm, dy=1.200 mm
Maximum value of SAR (interpolated) = 0.141 W/kg

**Zoom Scan (5x5x7)/Cube 0:**Measurement grid: dx=8mm, dy=8mm, dz=5mm
Reference Value = 2.376 V/m; Power Drift = -0.12 dB
Peak SAR (extrapolated) = 0.171 W/kg
**SAR(1 g) = 0.090 W/kg; SAR(10 g) = 0.048 W/kg**
Maximum value of SAR (measured) = 0.140 W/kg

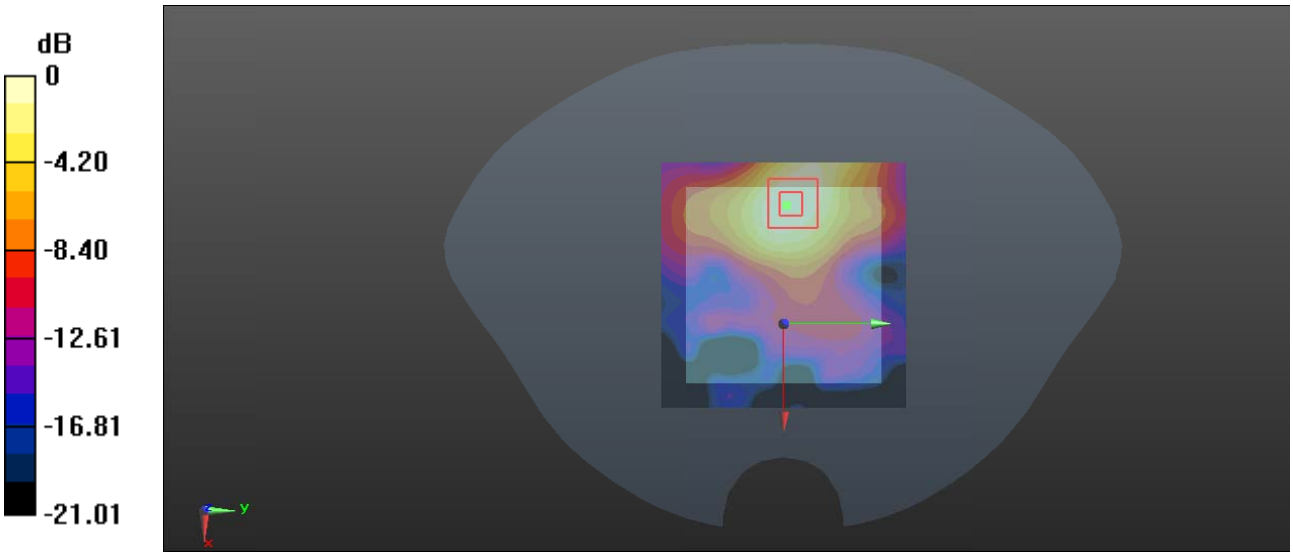


0 dB = 0.140 W/kg = -8.54 dBW/kg

**Test Plot 96#: LTE Band 41_Body Front_50%RB_Middle**

**DUT: Mobile WiFi; Type: UZ-211-1; Serial: RBJ190927050-SA-S1**

Communication System: Generic TDD-LTE; Frequency: 2595 MHz;Duty Cycle: 1:2
Medium parameters used: f = 2595 MHz; $\sigma$ = 1.991 S/m; $\varepsilon_r$ = 40.279; $\rho$ = 1000 kg/m$^3$ ;
Phantom section: Flat Section

DASY5 Configuration:

- Probe: EX3DV4 - SN7329; ConvF(7.42, 7.42, 7.42) @2595 MHz; Calibrated: 2019/10/22;
- Sensor-Surface: 1.4mm (Mechanical Surface Detection)
- Electronics: DAE4 Sn772;Calibrated: 2019/10/6
- Phantom: Twin SAM; Type: Twin SAM V5.0; Serial: TP:1412
- Measurement SW: DASY52, Version 52.10 (2); SEMCAD X Version 14.6.12 (7470)

**Area Scan (91x91x1):**Interpolated grid: dx=1.200 mm, dy=1.200 mm
Maximum value of SAR (interpolated) = 0.110 W/kg

**Zoom Scan (5x5x7)/Cube 0:**Measurement grid: dx=8mm, dy=8mm, dz=5mm
Reference Value = 1.836 V/m; Power Drift = 0.04 dB
Peak SAR (extrapolated) = 0.140 W/kg
**SAR(1 g) = 0.073 W/kg; SAR(10 g) = 0.039 W/kg**
Maximum value of SAR (measured) = 0.113 W/kg

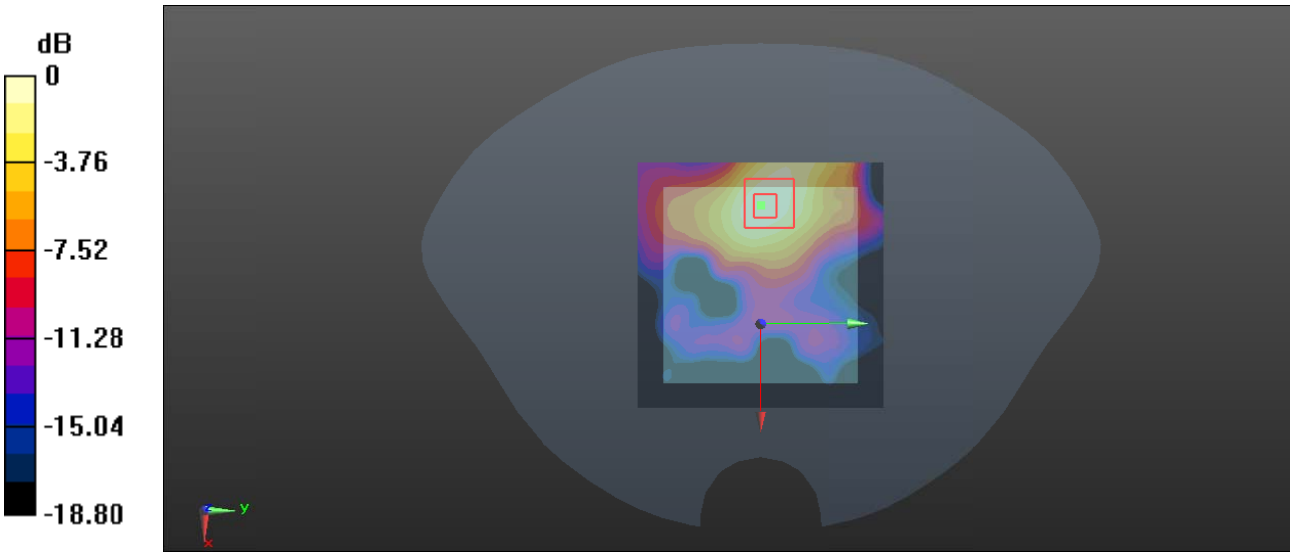


0 dB = 0.113 W/kg = -9.47 dBW/kg

**Test Plot 97#: LTE Band 41_Body Left_1RB_Middle**

**DUT: Mobile WiFi; Type: UZ-211-1; Serial: RBJ190927050-SA-S1**

Communication System: Generic TDD-LTE; Frequency: 2595 MHz;Duty Cycle: 1:2
Medium parameters used: f = 2595 MHz; $\sigma$ = 1.991 S/m; $\varepsilon_r$ = 40.279; $\rho$ = 1000 kg/m$^3$ ;
Phantom section: Flat Section

DASY5 Configuration:

- Probe: EX3DV4 - SN7329; ConvF(7.42, 7.42, 7.42) @2595 MHz; Calibrated: 2019/10/22;
- Sensor-Surface: 1.4mm (Mechanical Surface Detection)
- Electronics: DAE4 Sn772;Calibrated: 2019/10/6
- Phantom: Twin SAM; Type: Twin SAM V5.0; Serial: TP:1412
- Measurement SW: DASY52, Version 52.10 (2); SEMCAD X Version 14.6.12 (7470)

**Area Scan (91x51x1):**Interpolated grid: dx=1.200 mm, dy=1.200 mm
Maximum value of SAR (interpolated) = 0.774 W/kg

**Zoom Scan (5x5x7)/Cube 0:**Measurement grid: dx=8mm, dy=8mm, dz=5mm
Reference Value = 10.38 V/m; Power Drift = 0.06 dB
Peak SAR (extrapolated) = 0.919 W/kg
**SAR(1 g) = 0.456 W/kg; SAR(10 g) = 0.216 W/kg**
Maximum value of SAR (measured) = 0.742 W/kg

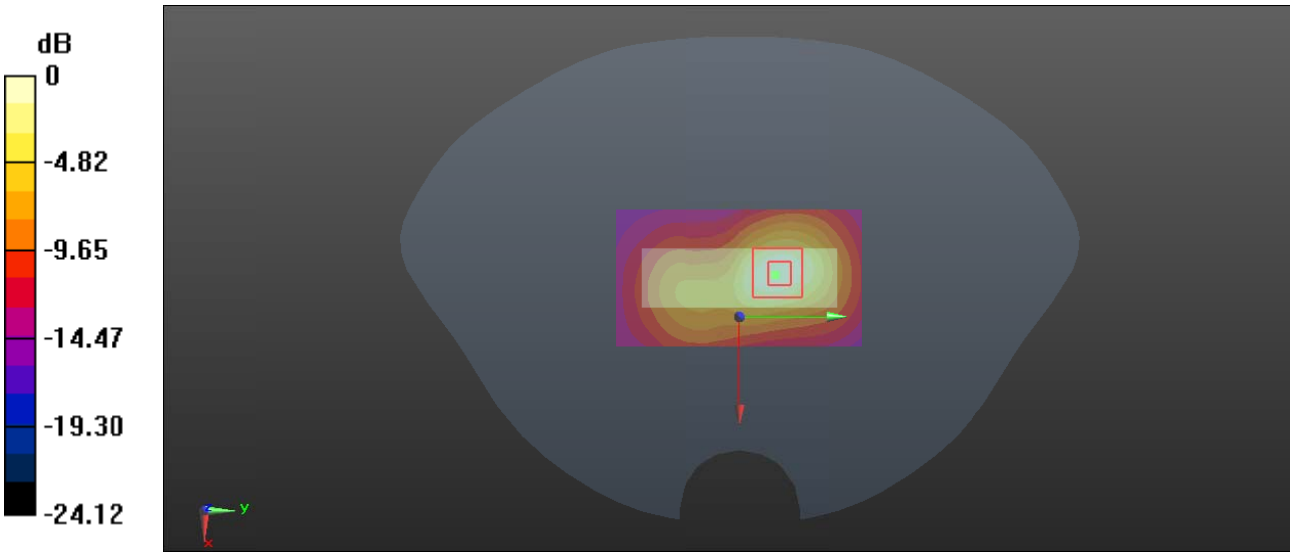


0 dB = 0.742 W/kg = -1.30 dBW/kg

**Test Plot 98#: LTE Band 41_Body Left_50%RB_Middle**

**DUT: Mobile WiFi; Type: UZ-211-1; Serial: RBJ190927050-SA-S1**

Communication System: Generic TDD-LTE; Frequency: 2595 MHz;Duty Cycle: 1:2
Medium parameters used: f = 2595 MHz; $\sigma$ = 1.991 S/m; $\varepsilon_r$ = 40.279; $\rho$ = 1000 kg/m$^3$ ;
Phantom section: Flat Section

DASY5 Configuration:

- Probe: EX3DV4 - SN7329; ConvF(7.42, 7.42, 7.42) @2595 MHz; Calibrated: 2019/10/22;
- Sensor-Surface: 1.4mm (Mechanical Surface Detection)
- Electronics: DAE4 Sn772;Calibrated: 2019/10/6
- Phantom: Twin SAM; Type: Twin SAM V5.0; Serial: TP:1412
- Measurement SW: DASY52, Version 52.10 (2); SEMCAD X Version 14.6.12 (7470)

**Area Scan (91x51x1):**Interpolated grid: dx=1.200 mm, dy=1.200 mm
Maximum value of SAR (interpolated) = 0.623 W/kg

**Zoom Scan (5x5x7)/Cube 0:**Measurement grid: dx=8mm, dy=8mm, dz=5mm
Reference Value = 9.664 V/m; Power Drift = -0.13 dB
Peak SAR (extrapolated) = 0.747 W/kg
**SAR(1 g) = 0.370 W/kg; SAR(10 g) = 0.174 W/kg**
Maximum value of SAR (measured) = 0.604 W/kg

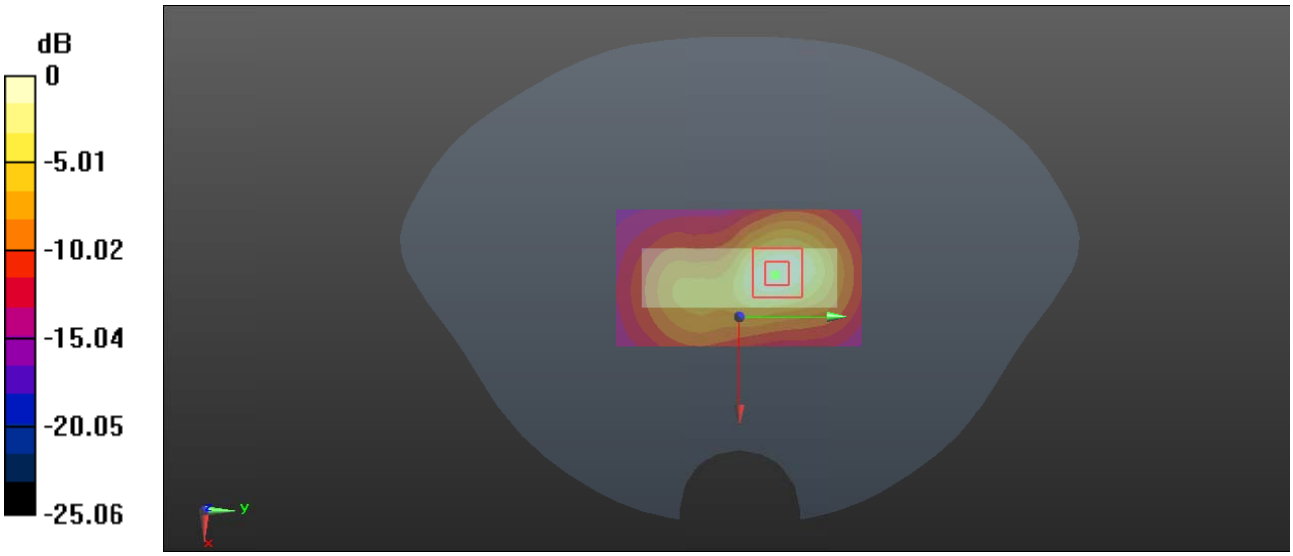


0 dB = 0.604 W/kg = -2.19 dBW/kg

**Test Plot 99#: LTE Band 41_Body Top_1RB_Middle**

**DUT: Mobile WiFi; Type: UZ-211-1; Serial: RBJ190927050-SA-S1**

Communication System: Generic TDD-LTE; Frequency: 2595 MHz;Duty Cycle: 1:2
Medium parameters used: f = 2595 MHz; $\sigma$ = 1.991 S/m; $\varepsilon_r$ = 40.279; $\rho$ = 1000 kg/m$^3$ ;
Phantom section: Flat Section

DASY5 Configuration:

- Probe: EX3DV4 - SN7329; ConvF(7.42, 7.42, 7.42) @2595 MHz; Calibrated: 2019/10/22;
- Sensor-Surface: 1.4mm (Mechanical Surface Detection)
- Electronics: DAE4 Sn772;Calibrated: 2019/10/6
- Phantom: Twin SAM; Type: Twin SAM V5.0; Serial: TP:1412
- Measurement SW: DASY52, Version 52.10 (2); SEMCAD X Version 14.6.12 (7470)

**Area Scan (101x61x1):**Interpolated grid: dx=1.200 mm, dy=1.200 mm
Maximum value of SAR (interpolated) = 0.103 W/kg

**Zoom Scan (5x5x7)/Cube 0:**Measurement grid: dx=8mm, dy=8mm, dz=5mm
Reference Value = 1.984 V/m; Power Drift = 0.04 dB
Peak SAR (extrapolated) = 0.126 W/kg
**SAR(1 g) = 0.068 W/kg; SAR(10 g) = 0.038 W/kg**
Maximum value of SAR (measured) = 0.102 W/kg

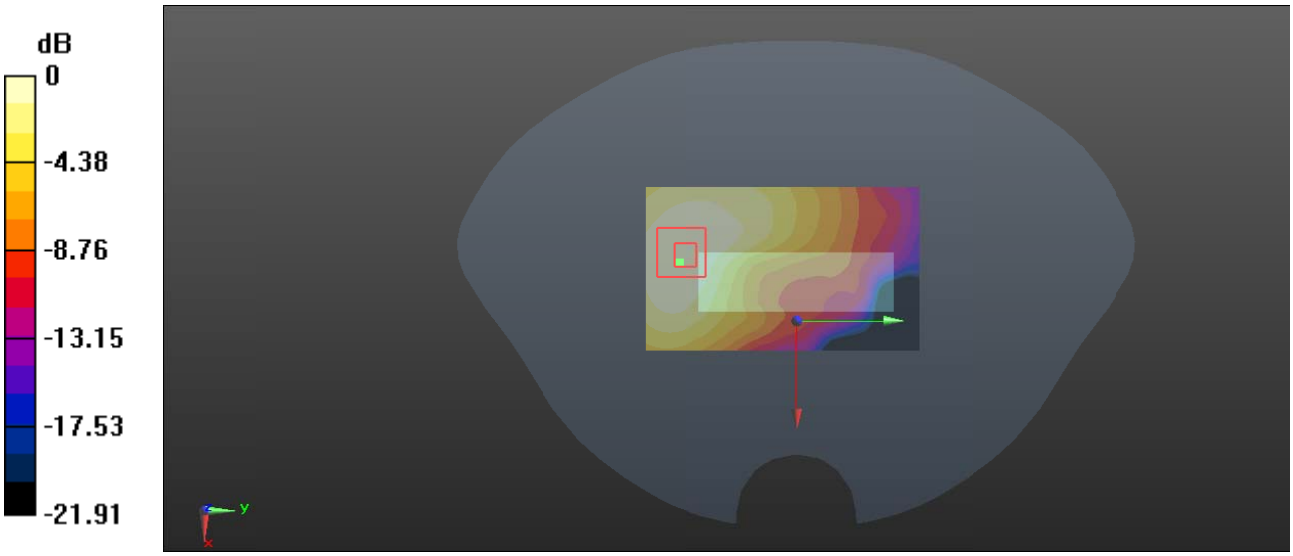


0 dB = 0.102 W/kg = -9.91 dBW/kg

**Test Plot 100#: LTE Band 41_Body Top_50%RB_Middle**

**DUT: Mobile WiFi; Type: UZ-211-1; Serial: RBJ190927050-SA-S1**

Communication System: Generic TDD-LTE; Frequency: 2595 MHz;Duty Cycle: 1:2
Medium parameters used: f = 2595 MHz; $\sigma$ = 1.991 S/m; $\varepsilon_r$ = 40.279; $\rho$ = 1000 kg/m$^3$ ;
Phantom section: Flat Section

DASY5 Configuration:

- Probe: EX3DV4 - SN7329; ConvF(7.42, 7.42, 7.42) @2595 MHz; Calibrated: 2019/10/22;
- Sensor-Surface: 1.4mm (Mechanical Surface Detection)
- Electronics: DAE4 Sn772;Calibrated: 2019/10/6
- Phantom: Twin SAM; Type: Twin SAM V5.0; Serial: TP:1412
- Measurement SW: DASY52, Version 52.10 (2); SEMCAD X Version 14.6.12 (7470)

**Area Scan (101x61x1):**Interpolated grid: dx=1.200 mm, dy=1.200 mm
Maximum value of SAR (interpolated) = 0.0858 W/kg

**Zoom Scan (5x5x7)/Cube 0:**Measurement grid: dx=8mm, dy=8mm, dz=5mm
Reference Value = 1.629 V/m; Power Drift = 0.03 dB
Peak SAR (extrapolated) = 0.102 W/kg
**SAR(1 g) = 0.055 W/kg; SAR(10 g) = 0.031 W/kg**
Maximum value of SAR (measured) = 0.0828 W/kg

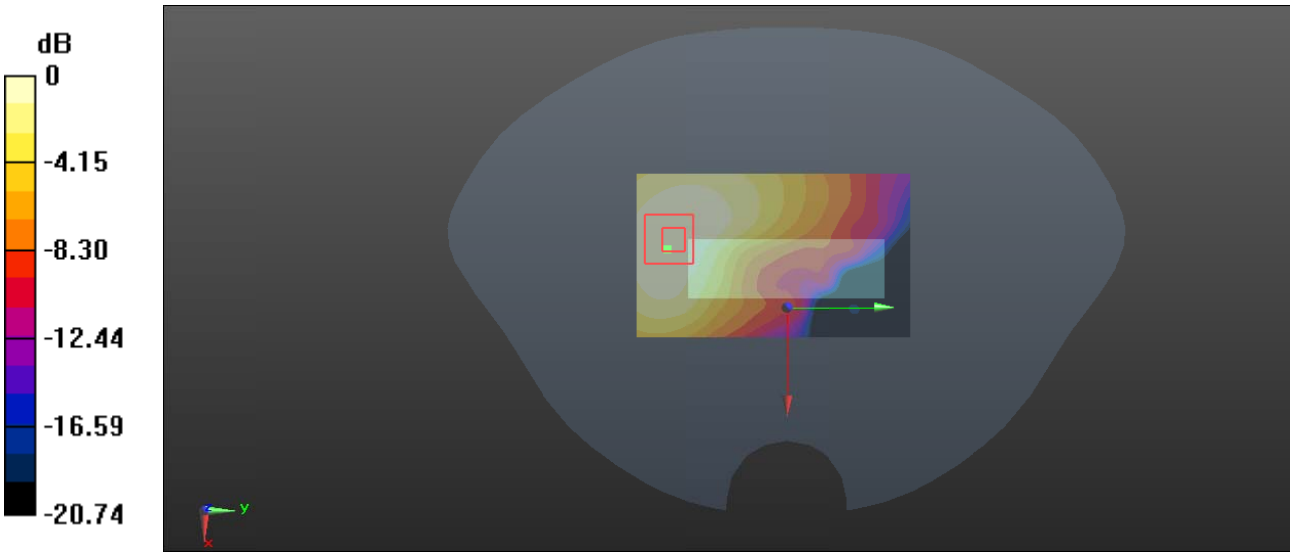


0 dB = 0.0828 W/kg = -10.82 dBW/kg

**Test Plot 101#: GSM 850_Body Back_Middle**

**DUT: Mobile WiFi; Type: UZ-211-1; Serial: RBJ190927050-SA-S1**

Communication System: Generic GPRS-3 slots; Frequency: 836.6 MHz;Duty Cycle: 1:2.66
Medium parameters used: f = 836.6 MHz; $\sigma$ = 0.909 S/m; $\varepsilon_r$ = 40.795; $\rho$ = 1000 kg/m$^3$ ;
Phantom section: Flat Section

DASY5 Configuration:

- Probe: EX3DV4 - SN7329; ConvF(9.97, 9.97, 9.97) @836.6 MHz; Calibrated: 2019/10/22;
- Sensor-Surface: 1.4mm (Mechanical Surface Detection)
- Electronics: DAE4 Sn772;Calibrated: 2019/10/6
- Phantom: Twin SAM; Type: Twin SAM V5.0; Serial: TP:1412
- Measurement SW: DASY52, Version 52.10 (2); SEMCAD X Version 14.6.12 (7470)

**Area Scan (71x71x1):**Interpolated grid: dx=1.500 mm, dy=1.500 mm
Maximum value of SAR (interpolated) = 0.907 W/kg

**Zoom Scan (6x6x7)/Cube 0:**Measurement grid: dx=8mm, dy=8mm, dz=5mm
Reference Value = 23.22 V/m; Power Drift = -0.11 dB
Peak SAR (extrapolated) = 0.979 W/kg
**SAR(1 g) = 0.643 W/kg; SAR(10 g) = 0.445 W/kg**
Maximum value of SAR (measured) = 0.856 W/kg

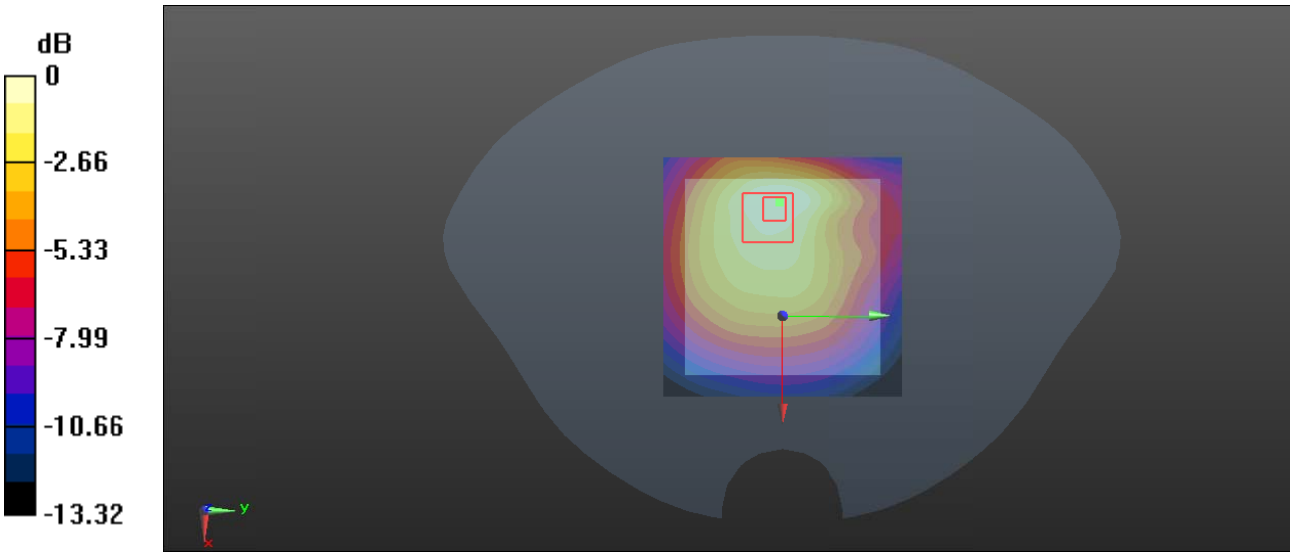


0 dB = 0.856 W/kg = -0.68 dBW/kg

**Test Plot 102#: GSM 850_Body Front_Middle**

**DUT: Mobile WiFi; Type: UZ-211-1; Serial: RBJ190927050-SA-S1**

Communication System: Generic GPRS-3 slots; Frequency: 836.6 MHz;Duty Cycle: 1:2.66
Medium parameters used: f = 836.6 MHz; $\sigma$ = 0.909 S/m; $\varepsilon_r$ = 40.795; $\rho$ = 1000 kg/m$^3$ ;
Phantom section: Flat Section

DASY5 Configuration:

- Probe: EX3DV4 - SN7329; ConvF(9.97, 9.97, 9.97) @836.6 MHz; Calibrated: 2019/10/22;
- Sensor-Surface: 1.4mm (Mechanical Surface Detection)
- Electronics: DAE4 Sn772;Calibrated: 2019/10/6
- Phantom: Twin SAM; Type: Twin SAM V5.0; Serial: TP:1412
- Measurement SW: DASY52, Version 52.10 (2); SEMCAD X Version 14.6.12 (7470)

**Area Scan (71x71x1):**Interpolated grid: dx=1.500 mm, dy=1.500 mm
Maximum value of SAR (interpolated) = 0.479 W/kg

**Zoom Scan (5x5x7)/Cube 0:**Measurement grid: dx=8mm, dy=8mm, dz=5mm
Reference Value = 18.37 V/m; Power Drift = -0.05 dB
Peak SAR (extrapolated) = 0.441 W/kg
**SAR(1 g) = 0.321 W/kg; SAR(10 g) = 0.231 W/kg**
Maximum value of SAR (measured) = 0.398 W/kg

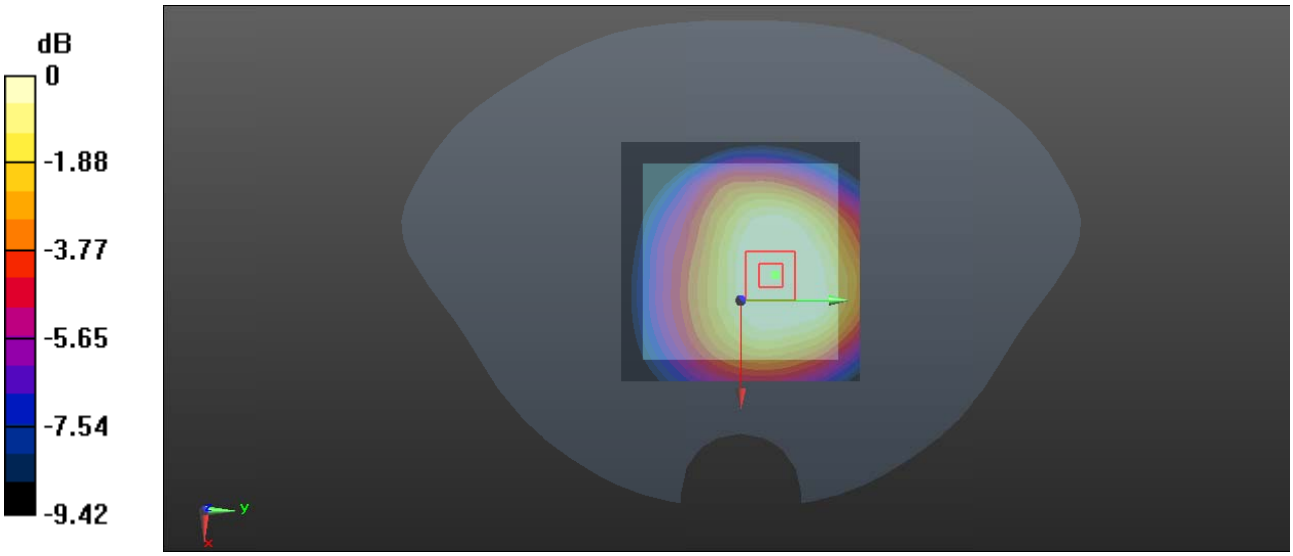


0 dB = 0.398 W/kg = -4.00 dBW/kg

**Test Plot 103#: GSM 850_Body Right_Middle**

**DUT: Mobile WiFi; Type: UZ-211-1; Serial: RBJ190927050-SA-S1**

Communication System: Generic GPRS-3 slots; Frequency: 836.6 MHz;Duty Cycle: 1:2.66
Medium parameters used: f = 836.6 MHz; $\sigma$ = 0.909 S/m; $\varepsilon_r$ = 40.795; $\rho$ = 1000 kg/m$^3$ ;
Phantom section: Flat Section

DASY5 Configuration:

- Probe: EX3DV4 - SN7329; ConvF(9.97, 9.97, 9.97) @836.6 MHz; Calibrated: 2019/10/22;
- Sensor-Surface: 1.4mm (Mechanical Surface Detection)
- Electronics: DAE4 Sn772;Calibrated: 2019/10/6
- Phantom: Twin SAM; Type: Twin SAM V5.0; Serial: TP:1412
- Measurement SW: DASY52, Version 52.10 (2); SEMCAD X Version 14.6.12 (7470)

**Area Scan (41x71x1):**Interpolated grid: dx=1.500 mm, dy=1.500 mm
Maximum value of SAR (interpolated) = 0.302 W/kg

**Zoom Scan (5x5x7)/Cube 0:**Measurement grid: dx=8mm, dy=8mm, dz=5mm
Reference Value = 15.11 V/m; Power Drift = -0.12 dB
Peak SAR (extrapolated) = 0.352 W/kg
**SAR(1 g) = 0.231 W/kg; SAR(10 g) = 0.158 W/kg**
Maximum value of SAR (measured) = 0.308 W/kg

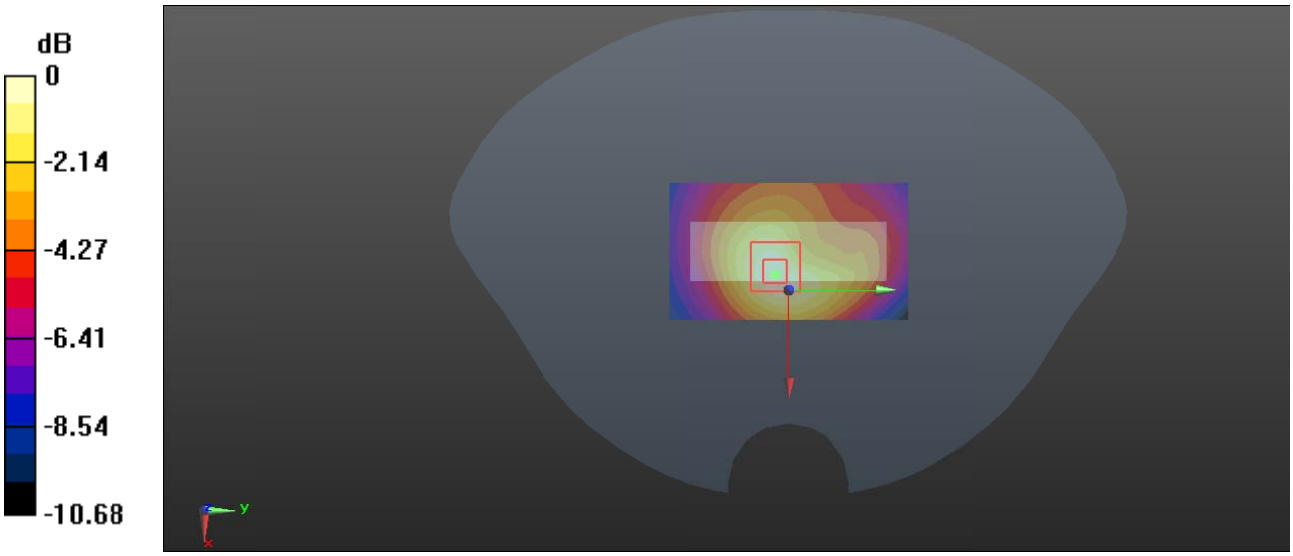


0 dB = 0.308 W/kg = -5.11 dBW/kg

**Test Plot 104#: GSM 850_Body Top_Middle**

**DUT: Mobile WiFi; Type: UZ-211-1; Serial: RBJ190927050-SA-S1**

Communication System: Generic GPRS-3 slots; Frequency: 836.6 MHz;Duty Cycle: 1:2.66
Medium parameters used: f = 836.6 MHz; $\sigma$ = 0.909 S/m; $\varepsilon_r$ = 40.795; $\rho$ = 1000 kg/m$^3$ ;
Phantom section: Flat Section

DASY5 Configuration:

- Probe: EX3DV4 - SN7329; ConvF(9.97, 9.97, 9.97) @836.6 MHz; Calibrated: 2019/10/22;
- Sensor-Surface: 1.4mm (Mechanical Surface Detection)
- Electronics: DAE4 Sn772;Calibrated: 2019/10/6
- Phantom: Twin SAM; Type: Twin SAM V5.0; Serial: TP:1412
- Measurement SW: DASY52, Version 52.10 (2); SEMCAD X Version 14.6.12 (7470)

**Area Scan (41x71x1):**Interpolated grid: dx=1.500 mm, dy=1.500 mm
Maximum value of SAR (interpolated) = 0.541 W/kg

**Zoom Scan (5x5x7)/Cube 0:**Measurement grid: dx=8mm, dy=8mm, dz=5mm
Reference Value = 22.51 V/m; Power Drift = -0.10 dB
Peak SAR (extrapolated) = 0.570 W/kg
**SAR(1 g) = 0.373 W/kg; SAR(10 g) = 0.241 W/kg**
Maximum value of SAR (measured) = 0.493 W/kg

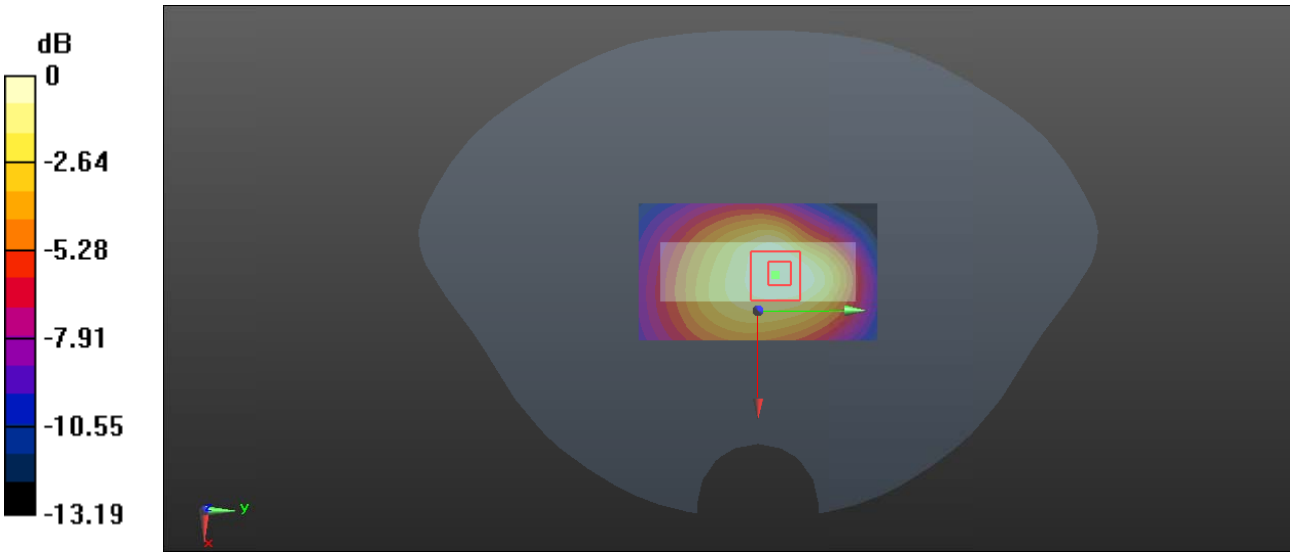


0 dB = 0.493 W/kg = -3.07 dBW/kg

**Test Plot 105#: PCS 1900_Body Back_Middle**

**DUT: Mobile WiFi; Type: UZ-211-1; Serial: RBJ190927050-SA-S1**

Communication System: Generic GPRS-4 slots; Frequency: 1880 MHz;Duty Cycle: 1:2
Medium parameters used: f = 1880 MHz; $\sigma$ = 1.37 S/m; $\varepsilon_r$ = 38.925; $\rho$ = 1000 kg/m$^3$ ;
Phantom section: Flat Section

DASY5 Configuration:

- Probe: EX3DV4 - SN7329; ConvF(8.29, 8.29, 8.29) @1880 MHz; Calibrated: 2019/10/22;
- Sensor-Surface: 1.4mm (Mechanical Surface Detection)
- Electronics: DAE4 Sn772;Calibrated: 2019/10/6
- Phantom: Twin SAM; Type: Twin SAM V5.0; Serial: TP:1412
- Measurement SW: DASY52, Version 52.10 (2); SEMCAD X Version 14.6.12 (7470)

**Area Scan (81x71x1):**Interpolated grid: dx=1.500 mm, dy=1.500 mm
Maximum value of SAR (interpolated) = 0.611 W/kg

**Zoom Scan (5x5x7)/Cube 0:**Measurement grid: dx=8mm, dy=8mm, dz=5mm
Reference Value = 6.720 V/m; Power Drift = 0.11 dB
Peak SAR (extrapolated) = 0.691 W/kg
**SAR(1 g) = 0.414 W/kg; SAR(10 g) = 0.246 W/kg**
Maximum value of SAR (measured) = 0.588 W/kg

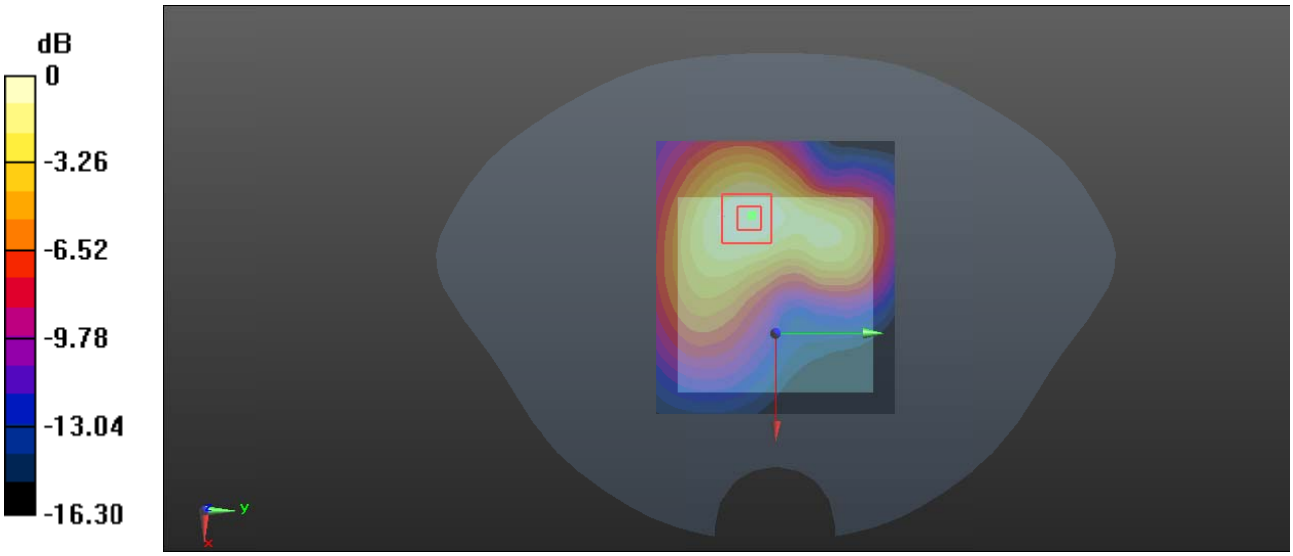


0 dB = 0.588 W/kg = -2.31 dBW/kg

**Test Plot 106#: PCS 1900_Body Front_Middle**

**DUT: Mobile WiFi; Type: UZ-211-1; Serial: RBJ190927050-SA-S1**

Communication System: Generic GPRS-4 slots; Frequency: 1880 MHz;Duty Cycle: 1:2
Medium parameters used: f = 1880 MHz; $\sigma$ = 1.37 S/m; $\varepsilon_r$ = 38.925; $\rho$ = 1000 kg/m$^3$ ;
Phantom section: Flat Section

DASY5 Configuration:

- Probe: EX3DV4 - SN7329; ConvF(8.29, 8.29, 8.29) @1880 MHz; Calibrated: 2019/10/22;
- Sensor-Surface: 1.4mm (Mechanical Surface Detection)
- Electronics: DAE4 Sn772;Calibrated: 2019/10/6
- Phantom: Twin SAM; Type: Twin SAM V5.0; Serial: TP:1412
- Measurement SW: DASY52, Version 52.10 (2); SEMCAD X Version 14.6.12 (7470)

**Area Scan (81x71x1):**Interpolated grid: dx=1.500 mm, dy=1.500 mm
Maximum value of SAR (interpolated) = 0.208 W/kg

**Zoom Scan (5x5x7)/Cube 0:**Measurement grid: dx=8mm, dy=8mm, dz=5mm
Reference Value = 4.570 V/m; Power Drift = 0.05 dB
Peak SAR (extrapolated) = 0.254 W/kg
**SAR(1 g) = 0.140 W/kg; SAR(10 g) = 0.079 W/kg**
Maximum value of SAR (measured) = 0.212 W/kg




0 dB = 0.212 W/kg = -6.74 dBW/kg

**Test Plot 107#: PCS 1900_Body Right_Middle**

**DUT: Mobile WiFi; Type: UZ-211-1; Serial: RBJ190927050-SA-S1**

Communication System: Generic GPRS-4 slots; Frequency: 1880 MHz;Duty Cycle: 1:2
Medium parameters used: f = 1880 MHz; $\sigma$ = 1.37 S/m; $\varepsilon_r$ = 38.925; $\rho$ = 1000 kg/m$^3$ ;
Phantom section: Flat Section

DASY5 Configuration:

- Probe: EX3DV4 - SN7329; ConvF(8.29, 8.29, 8.29) @1880 MHz; Calibrated: 2019/10/22;
- Sensor-Surface: 1.4mm (Mechanical Surface Detection)
- Electronics: DAE4 Sn772;Calibrated: 2019/10/6
- Phantom: Twin SAM; Type: Twin SAM V5.0; Serial: TP:1412
- Measurement SW: DASY52, Version 52.10 (2); SEMCAD X Version 14.6.12 (7470)

**Area Scan (41x71x1):**Interpolated grid: dx=1.500 mm, dy=1.500 mm
Maximum value of SAR (interpolated) = 0.916 W/kg

**Zoom Scan (5x5x7)/Cube 0:**Measurement grid: dx=8mm, dy=8mm, dz=5mm
Reference Value = 21.61 V/m; Power Drift = -0.06 dB
Peak SAR (extrapolated) = 1.17 W/kg
**SAR(1 g) = 0.622 W/kg; SAR(10 g) = 0.333 W/kg**
Maximum value of SAR (measured) = 0.959 W/kg

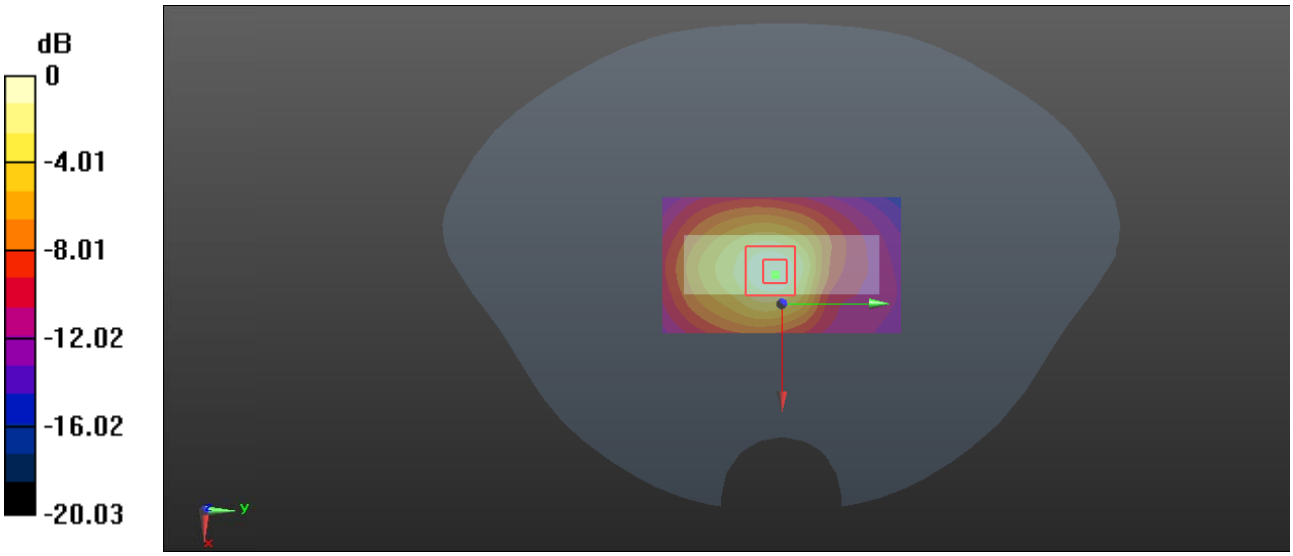


0 dB = 0.959 W/kg = -0.18 dBW/kg

**Test Plot 108#: PCS 1900_Body Top_Middle**

**DUT: Mobile WiFi; Type: UZ-211-1; Serial: RBJ190927050-SA-S1**

Communication System: Generic GPRS-4 slots; Frequency: 1880 MHz;Duty Cycle: 1:2
Medium parameters used: f = 1880 MHz; $\sigma$ = 1.37 S/m; $\varepsilon_r$ = 38.925; $\rho$ = 1000 kg/m$^3$ ;
Phantom section: Flat Section

DASY5 Configuration:

- Probe: EX3DV4 - SN7329; ConvF(8.29, 8.29, 8.29) @1880 MHz; Calibrated: 2019/10/22;
- Sensor-Surface: 1.4mm (Mechanical Surface Detection)
- Electronics: DAE4 Sn772;Calibrated: 2019/10/6
- Phantom: Twin SAM; Type: Twin SAM V5.0; Serial: TP:1412
- Measurement SW: DASY52, Version 52.10 (2); SEMCAD X Version 14.6.12 (7470)

**Area Scan (41x71x1):**Interpolated grid: dx=1.500 mm, dy=1.500 mm
Maximum value of SAR (interpolated) = 0.210 W/kg

**Zoom Scan (5x5x7)/Cube 0:**Measurement grid: dx=8mm, dy=8mm, dz=5mm
Reference Value = 8.096 V/m; Power Drift = 0.12 dB
Peak SAR (extrapolated) = 0.262 W/kg
**SAR(1 g) = 0.152 W/kg; SAR(10 g) = 0.089 W/kg**
Maximum value of SAR (measured) = 0.222 W/kg

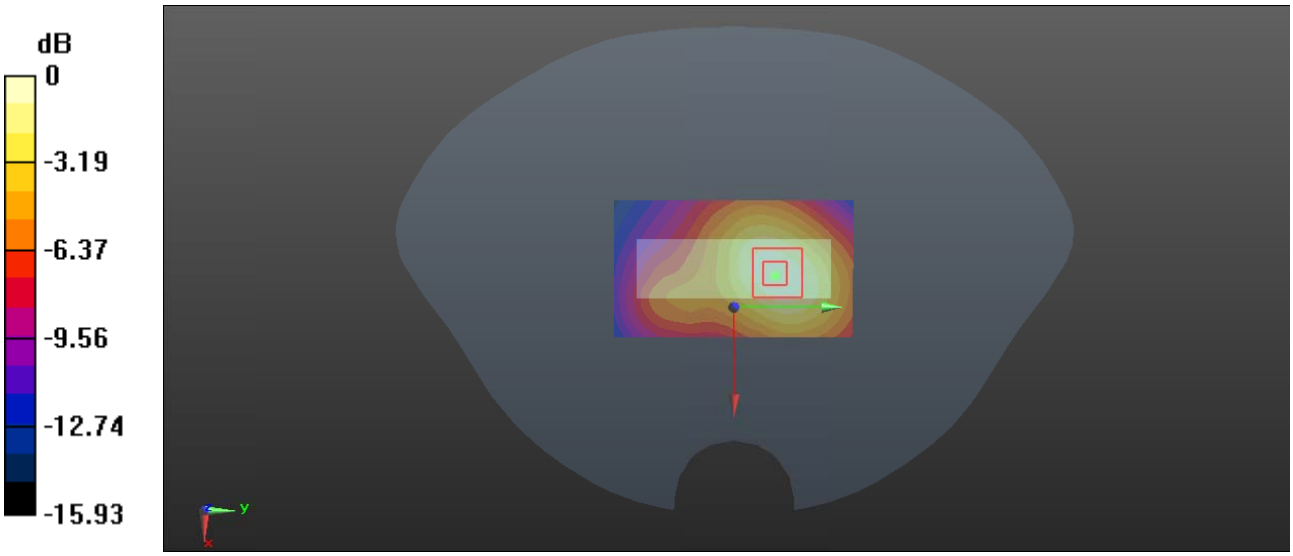


0 dB = 0.222 W/kg = -6.54 dBW/kg

**Test Plot 109#: WCDMA Band 2_Body Back_Middle**

**DUT: Mobile WiFi; Type: UZ-211-1; Serial: RBJ190927050-SA-S1**

Communication System: Generic WCDMA; Frequency: 1880 MHz;Duty Cycle: 1:1
Medium parameters used: f = 1880 MHz; $\sigma$ = 1.388 S/m; $\varepsilon_r$ = 38.953; $\rho$ = 1000 kg/m$^3$ ;
Phantom section: Flat Section

DASY5 Configuration:

- Probe: EX3DV4 - SN7329; ConvF(8.29, 8.29, 8.29) @1880 MHz; Calibrated: 2019/10/22;
- Sensor-Surface: 1.4mm (Mechanical Surface Detection)
- Electronics: DAE4 Sn772;Calibrated: 2019/10/6
- Phantom: Twin SAM; Type: Twin SAM V5.0; Serial: TP:1412
- Measurement SW: DASY52, Version 52.10 (2); SEMCAD X Version 14.6.12 (7470)

**Area Scan (71x71x1):**Interpolated grid: dx=1.500 mm, dy=1.500 mm
Maximum value of SAR (interpolated) = 0.659 W/kg

**Zoom Scan (8x7x7)/Cube 0:**Measurement grid: dx=8mm, dy=8mm, dz=5mm
Reference Value = 7.502 V/m; Power Drift = 0.16 dB
Peak SAR (extrapolated) = 1.10 W/kg
**SAR(1 g) = 0.395 W/kg; SAR(10 g) = 0.170 W/kg**
Maximum value of SAR (measured) = 0.454 W/kg




0 dB = 0.454 W/kg = -3.43 dBW/kg

**Test Plot 110#: WCDMA Band 2_Body Front_Middle**

**DUT: Mobile WiFi; Type: UZ-211-1; Serial: RBJ190927050-SA-S1**

Communication System: Generic WCDMA; Frequency: 1880 MHz;Duty Cycle: 1:1
Medium parameters used: f = 1880 MHz; $\sigma$ = 1.388 S/m; $\varepsilon_r$ = 38.953; $\rho$ = 1000 kg/m$^3$ ;
Phantom section: Flat Section

DASY5 Configuration:

- Probe: EX3DV4 - SN7329; ConvF(8.29, 8.29, 8.29) @1880 MHz; Calibrated: 2019/10/22;
- Sensor-Surface: 1.4mm (Mechanical Surface Detection)
- Electronics: DAE4 Sn772;Calibrated: 2019/10/6
- Phantom: Twin SAM; Type: Twin SAM V5.0; Serial: TP:1412
- Measurement SW: DASY52, Version 52.10 (2); SEMCAD X Version 14.6.12 (7470)

**Area Scan (71x71x1):**Interpolated grid: dx=1.500 mm, dy=1.500 mm
Maximum value of SAR (interpolated) = 0.249 W/kg

**Zoom Scan (5x5x7)/Cube 0:**Measurement grid: dx=8mm, dy=8mm, dz=5mm
Reference Value = 5.282 V/m; Power Drift = -0.03 dB
Peak SAR (extrapolated) = 0.284 W/kg
**SAR(1 g) = 0.156 W/kg; SAR(10 g) = 0.088 W/kg**
Maximum value of SAR (measured) = 0.232 W/kg

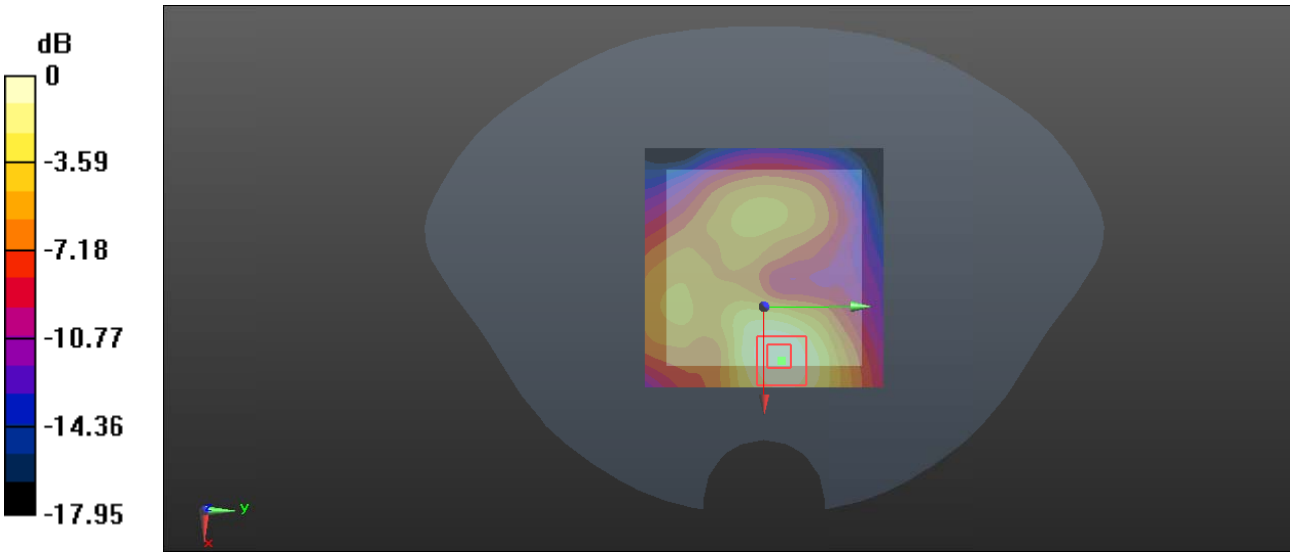


0 dB = 0.232 W/kg = -6.35 dBW/kg

**Test Plot 111#: WCDMA Band 2_Body Right_Low**

**DUT: Mobile WiFi; Type: UZ-211-1; Serial: RBJ190927050-SA-S1**

Communication System: Generic WCDMA; Frequency: 1852.4 MHz;Duty Cycle: 1:1
Medium parameters used: f = 1852.4 MHz; $\sigma$ = 1.372 S/m; $\varepsilon_r$ = 39.332; $\rho$ = 1000 kg/m$^3$ ;
Phantom section: Flat Section

DASY5 Configuration:

- Probe: EX3DV4 - SN7329; ConvF(8.29, 8.29, 8.29) @1852.4 MHz; Calibrated: 2019/10/22;
- Sensor-Surface: 1.4mm (Mechanical Surface Detection)
- Electronics: DAE4 Sn772;Calibrated: 2019/10/6
- Phantom: Twin SAM; Type: Twin SAM V5.0; Serial: TP:1412
- Measurement SW: DASY52, Version 52.10 (2); SEMCAD X Version 14.6.12 (7470)

**Area Scan (61x81x1):**Interpolated grid: dx=1.500 mm, dy=1.500 mm
Maximum value of SAR (interpolated) = 1.78 W/kg

**Zoom Scan (5x5x7)/Cube 0:**Measurement grid: dx=8mm, dy=8mm, dz=5mm
Reference Value = 25.70 V/m; Power Drift = -0.14 dB
Peak SAR (extrapolated) = 1.91 W/kg
**SAR(1 g) = 1.05 W/kg; SAR(10 g) = 0.562 W/kg**
Maximum value of SAR (measured) = 1.17 W/kg

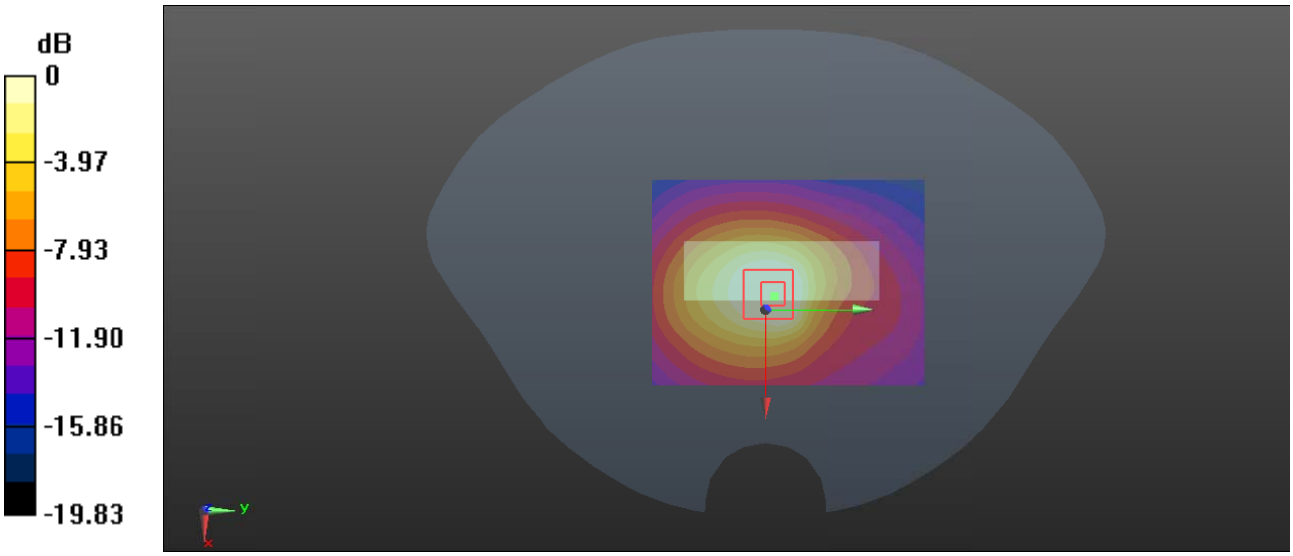


0 dB = 1.17 W/kg = 0.68 dBW/kg

**Test Plot 112#: WCDMA Band 2_Body Right_Middle**

**DUT: Mobile WiFi; Type: UZ-211-1; Serial: RBJ190927050-SA-S1**

Communication System: Generic WCDMA; Frequency: 1880 MHz;Duty Cycle: 1:1
Medium parameters used: f = 1880 MHz; $\sigma$ = 1.388 S/m; $\varepsilon_r$ = 38.953; $\rho$ = 1000 kg/m$^3$ ;
Phantom section: Flat Section

DASY5 Configuration:

- Probe: EX3DV4 - SN7329; ConvF(8.29, 8.29, 8.29) @1880 MHz; Calibrated: 2019/10/22;
- Sensor-Surface: 1.4mm (Mechanical Surface Detection)
- Electronics: DAE4 Sn772;Calibrated: 2019/10/6
- Phantom: Twin SAM; Type: Twin SAM V5.0; Serial: TP:1412
- Measurement SW: DASY52, Version 52.10 (2); SEMCAD X Version 14.6.12 (7470)

**Area Scan (61x81x1):**Interpolated grid: dx=1.500 mm, dy=1.500 mm
Maximum value of SAR (interpolated) = 1.67 W/kg

**Zoom Scan (5x5x7)/Cube 0:**Measurement grid: dx=8mm, dy=8mm, dz=5mm
Reference Value = 22.40 V/m; Power Drift = -0.01 dB
Peak SAR (extrapolated) = 1.97 W/kg
**SAR(1 g) = 1.08 W/kg; SAR(10 g) = 0.570 W/kg**
Maximum value of SAR (measured) = 1.19 W/kg

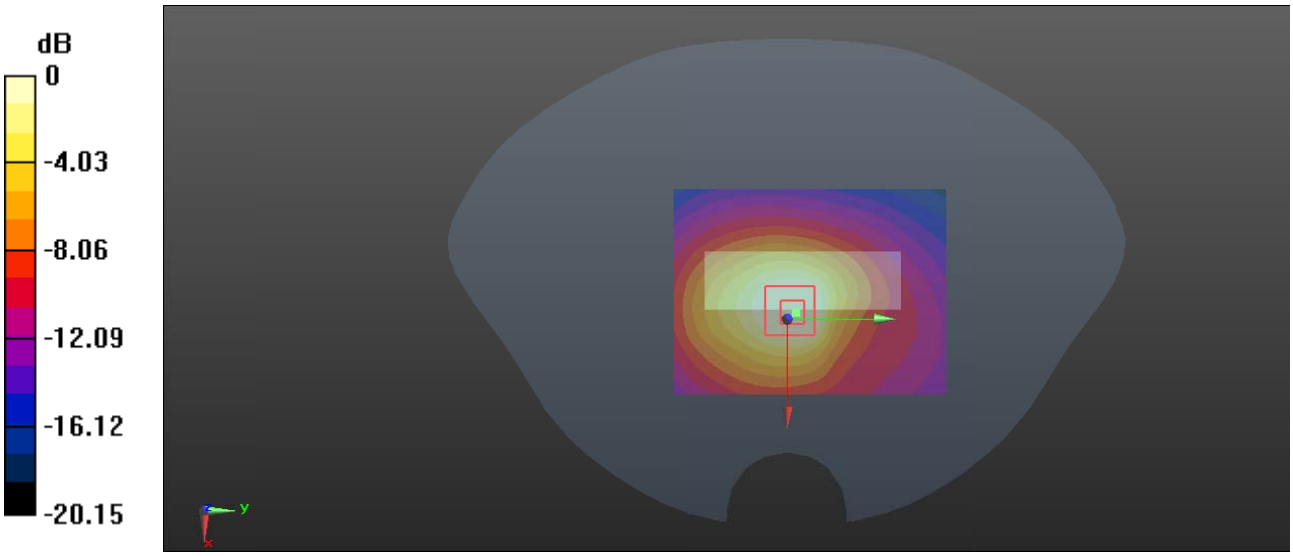


0 dB = 1.19 W/kg = 0.76 dBW/kg

**Test Plot 113#: WCDMA Band 2_Body Right_High**

**DUT: Mobile WiFi; Type: UZ-211-1; Serial: RBJ190927050-SA-S1**

Communication System: Generic WCDMA; Frequency: 1907.6 MHz;Duty Cycle: 1:1
Medium parameters used: f = 1907.6 MHz; $\sigma$ = 1.417 S/m; $\varepsilon_r$ = 38.991; $\rho$ = 1000 kg/m$^3$ ;
Phantom section: Flat Section

DASY5 Configuration:

- Probe: EX3DV4 - SN7329; ConvF(8.29, 8.29, 8.29) @1907.6 MHz; Calibrated: 2019/10/22;
- Sensor-Surface: 1.4mm (Mechanical Surface Detection)
- Electronics: DAE4 Sn772;Calibrated: 2019/10/6
- Phantom: Twin SAM; Type: Twin SAM V5.0; Serial: TP:1412
- Measurement SW: DASY52, Version 52.10 (2); SEMCAD X Version 14.6.12 (7470)

**Area Scan (61x81x1):**Interpolated grid: dx=1.500 mm, dy=1.500 mm
Maximum value of SAR (interpolated) = 1.08 W/kg

**Zoom Scan (6x6x7)/Cube 0:**Measurement grid: dx=8mm, dy=8mm, dz=5mm
Reference Value = 19.68 V/m; Power Drift = 0.02 dB
Peak SAR (extrapolated) = 3.25 W/kg
**SAR(1 g) = 0.936 W/kg; SAR(10 g) = 0.334 W/kg**
Maximum value of SAR (measured) = 0.759 W/kg

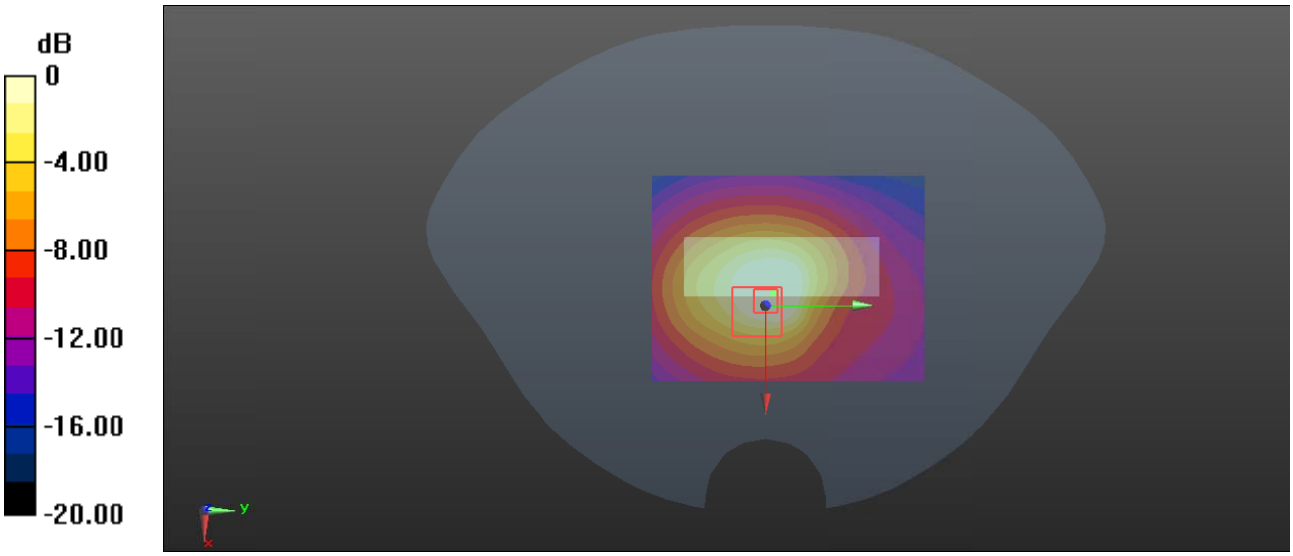


0 dB = 0.759 W/kg = -1.20 dBW/kg

**Test Plot 114#: WCDMA Band 2_Body Top_Middle**

**DUT: Mobile WiFi; Type: UZ-211-1; Serial: RBJ190927050-SA-S1**

Communication System: Generic WCDMA; Frequency: 1880 MHz;Duty Cycle: 1:1
Medium parameters used: f = 1880 MHz; $\sigma$ = 1.388 S/m; $\varepsilon_r$ = 38.953; $\rho$ = 1000 kg/m$^3$ ;
Phantom section: Flat Section

DASY5 Configuration:

- Probe: EX3DV4 - SN7329; ConvF(8.29, 8.29, 8.29) @1880 MHz; Calibrated: 2019/10/22;
- Sensor-Surface: 1.4mm (Mechanical Surface Detection)
- Electronics: DAE4 Sn772;Calibrated: 2019/10/6
- Phantom: Twin SAM; Type: Twin SAM V5.0; Serial: TP:1412
- Measurement SW: DASY52, Version 52.10 (2); SEMCAD X Version 14.6.12 (7470)

**Area Scan (41x71x1):**Interpolated grid: dx=1.500 mm, dy=1.500 mm
Maximum value of SAR (interpolated) = 0.291 W/kg

**Zoom Scan (5x5x7)/Cube 0:**Measurement grid: dx=8mm, dy=8mm, dz=5mm
Reference Value = 7.951 V/m; Power Drift = -0.11 dB
Peak SAR (extrapolated) = 0.344 W/kg
**SAR(1 g) = 0.205 W/kg; SAR(10 g) = 0.120 W/kg**
Maximum value of SAR (measured) = 0.292 W/kg

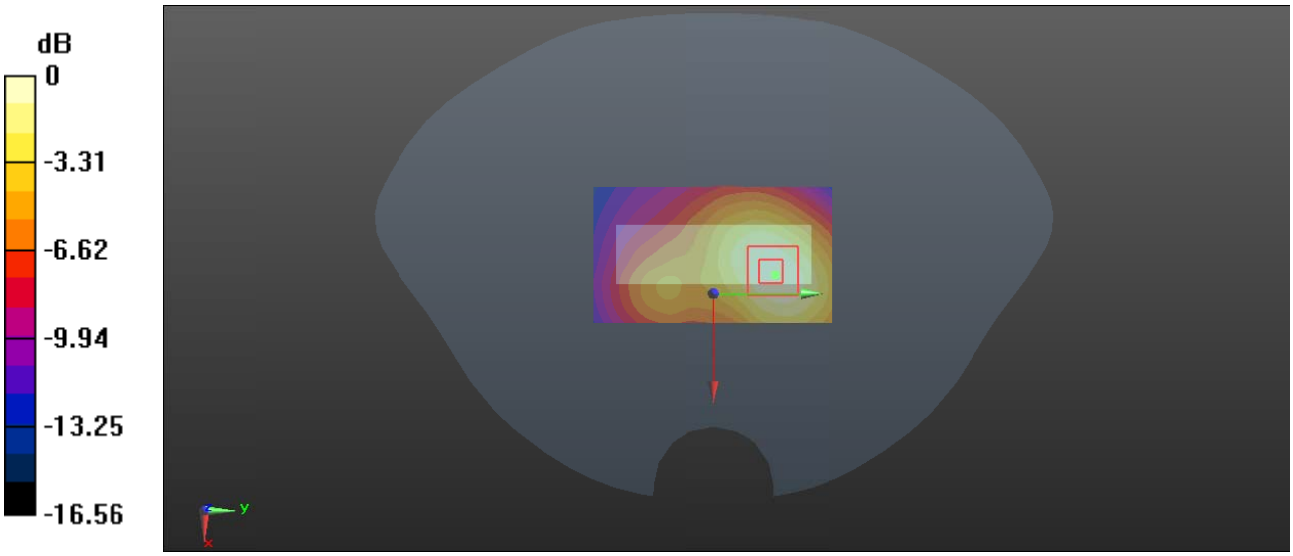


0 dB = 0.292 W/kg = -5.35 dBW/kg

**Test Plot 115#: LTE Band 2_Body Back_1RB_Middle**

**DUT: Mobile WiFi; Type: UZ-211-1; Serial: RBJ190927050-SA-S1**

Communication System: Generic FDD-LTE; Frequency: 1880 MHz;Duty Cycle: 1:1
Medium parameters used: f = 1880 MHz; $\sigma$ = 1.388 S/m; $\varepsilon_r$ = 38.953; $\rho$ = 1000 kg/m$^3$ ;
Phantom section: Flat Section

DASY5 Configuration:

- Probe: EX3DV4 - SN7329; ConvF(8.29, 8.29, 8.29) @1880 MHz; Calibrated: 2019/10/22;
- Sensor-Surface: 1.4mm (Mechanical Surface Detection)
- Electronics: DAE4 Sn772;Calibrated: 2019/10/6
- Phantom: Twin SAM; Type: Twin SAM V5.0; Serial: TP:1412
- Measurement SW: DASY52, Version 52.10 (2); SEMCAD X Version 14.6.12 (7470)

**Area Scan (71x71x1):**Interpolated grid: dx=1.500 mm, dy=1.500 mm
Maximum value of SAR (interpolated) = 0.929 W/kg

**Zoom Scan (5x5x7)/Cube 0:**Measurement grid: dx=8mm, dy=8mm, dz=5mm
Reference Value = 9.763 V/m; Power Drift = 0.09 dB
Peak SAR (extrapolated) = 1.06 W/kg
**SAR(1 g) = 0.661 W/kg; SAR(10 g) = 0.398 W/kg**
Maximum value of SAR (measured) = 0.706 W/kg

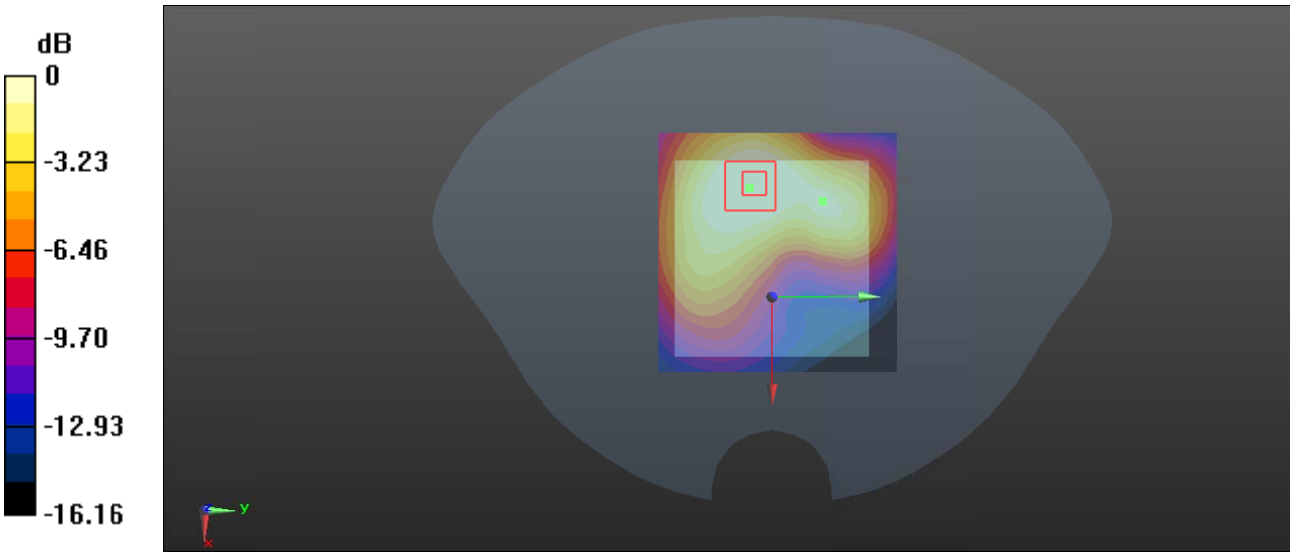


0 dB = 0.706 W/kg = -1.51 dBW/kg

**Test Plot 116#: LTE Band 2_Body Back_50%RB_Middle**

**DUT: Mobile WiFi; Type: UZ-211-1; Serial: RBJ190927050-SA-S1**

Communication System: Generic FDD-LTE; Frequency: 1880 MHz;Duty Cycle: 1:1
Medium parameters used: f = 1880 MHz; $\sigma$ = 1.388 S/m; $\varepsilon_r$ = 38.953; $\rho$ = 1000 kg/m$^3$ ;
Phantom section: Flat Section

DASY5 Configuration:

- Probe: EX3DV4 - SN7329; ConvF(8.29, 8.29, 8.29) @1880 MHz; Calibrated: 2019/10/22;
- Sensor-Surface: 1.4mm (Mechanical Surface Detection)
- Electronics: DAE4 Sn772;Calibrated: 2019/10/6
- Phantom: Twin SAM; Type: Twin SAM V5.0; Serial: TP:1412
- Measurement SW: DASY52, Version 52.10 (2); SEMCAD X Version 14.6.12 (7470)

**Area Scan (71x71x1):**Interpolated grid: dx=1.500 mm, dy=1.500 mm
Maximum value of SAR (interpolated) = 0.766 W/kg

**Zoom Scan (5x5x7)/Cube 0:**Measurement grid: dx=8mm, dy=8mm, dz=5mm
Reference Value = 8.841 V/m; Power Drift = -0.01 dB
Peak SAR (extrapolated) = 0.878 W/kg
**SAR(1 g) = 0.537 W/kg; SAR(10 g) = 0.317 W/kg**
Maximum value of SAR (measured) = 0.586 W/kg

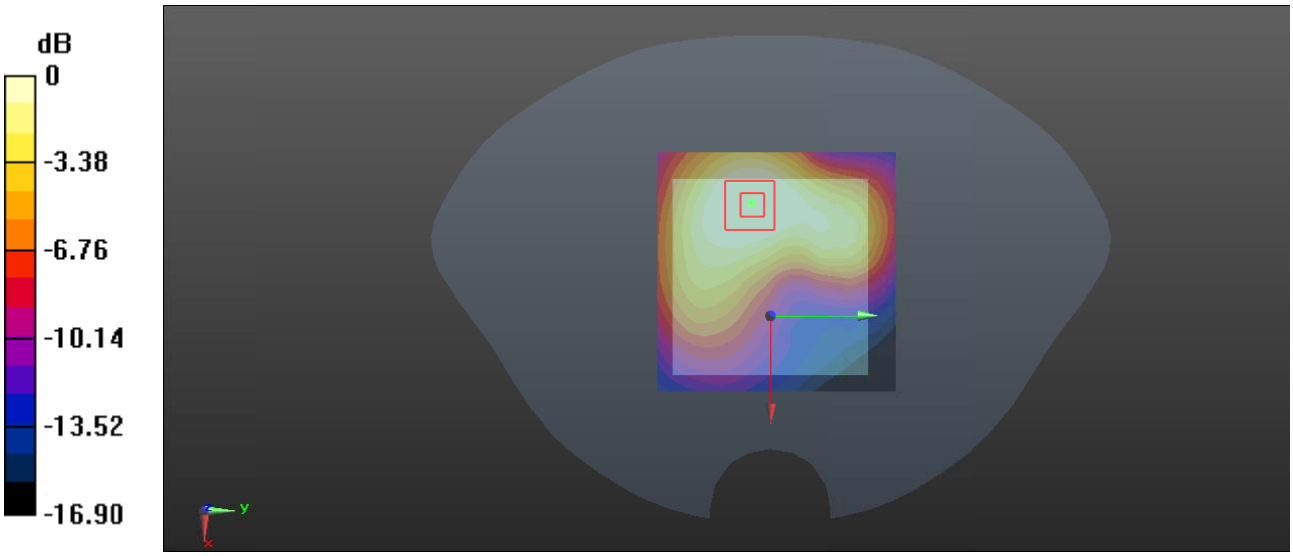


0 dB = 0.586 W/kg = -2.32 dBW/kg

**Test Plot 117#: LTE Band 2_Body Front_1RB_Middle**

**DUT: Mobile WiFi; Type: UZ-211-1; Serial: RBJ190927050-SA-S1**

Communication System: Generic FDD-LTE; Frequency: 1880 MHz;Duty Cycle: 1:1
Medium parameters used: f = 1880 MHz; $\sigma$ = 1.388 S/m; $\varepsilon_r$ = 38.953; $\rho$ = 1000 kg/m$^3$ ;
Phantom section: Flat Section

DASY5 Configuration:

- Probe: EX3DV4 - SN7329; ConvF(8.29, 8.29, 8.29) @1880 MHz; Calibrated: 2019/10/22;
- Sensor-Surface: 1.4mm (Mechanical Surface Detection)
- Electronics: DAE4 Sn772;Calibrated: 2019/10/6
- Phantom: Twin SAM; Type: Twin SAM V5.0; Serial: TP:1412
- Measurement SW: DASY52, Version 52.10 (2); SEMCAD X Version 14.6.12 (7470)

**Area Scan (81x71x1):**Interpolated grid: dx=1.500 mm, dy=1.500 mm
Maximum value of SAR (interpolated) = 0.250 W/kg

**Zoom Scan (5x5x7)/Cube 0:**Measurement grid: dx=8mm, dy=8mm, dz=5mm
Reference Value = 7.600 V/m; Power Drift = -0.09 dB
Peak SAR (extrapolated) = 0.413 W/kg
**SAR(1 g) = 0.231 W/kg; SAR(10 g) = 0.130 W/kg**
Maximum value of SAR (measured) = 0.250 W/kg




0 dB = 0.250 W/kg = -6.02 dBW/kg

**Test Plot 118#: LTE Band 2_Body Front_50%RB_Middle**

**DUT: Mobile WiFi; Type: UZ-211-1; Serial: RBJ190927050-SA-S1**

Communication System: Generic FDD-LTE; Frequency: 1880 MHz;Duty Cycle: 1:1
Medium parameters used: f = 1880 MHz; $\sigma$ = 1.388 S/m; $\varepsilon_r$ = 38.953; $\rho$ = 1000 kg/m$^3$ ;
Phantom section: Flat Section

DASY5 Configuration:

- Probe: EX3DV4 - SN7329; ConvF(8.29, 8.29, 8.29) @1880 MHz; Calibrated: 2019/10/22;
- Sensor-Surface: 1.4mm (Mechanical Surface Detection)
- Electronics: DAE4 Sn772;Calibrated: 2019/10/6
- Phantom: Twin SAM; Type: Twin SAM V5.0; Serial: TP:1412
- Measurement SW: DASY52, Version 52.10 (2); SEMCAD X Version 14.6.12 (7470)

**Area Scan (91x71x1):**Interpolated grid: dx=1.500 mm, dy=1.500 mm
Maximum value of SAR (interpolated) = 0.195 W/kg

**Zoom Scan (5x5x7)/Cube 0:**Measurement grid: dx=8mm, dy=8mm, dz=5mm
Reference Value = 5.932 V/m; Power Drift = 0.07 dB
Peak SAR (extrapolated) = 0.315 W/kg
**SAR(1 g) = 0.177 W/kg; SAR(10 g) = 0.099 W/kg**
Maximum value of SAR (measured) = 0.192 W/kg




0 dB = 0.192 W/kg = -7.17 dBW/kg

**Test Plot 119#: LTE Band 2_Body Right_1RB_Low**

**DUT: Mobile WiFi; Type: UZ-211-1; Serial: RBJ190927050-SA-S1**

Communication System: Generic FDD-LTE; Frequency: 1860 MHz;Duty Cycle: 1:1
Medium parameters used: f = 1860 MHz; $\sigma$ = 1.371 S/m; $\varepsilon_r$ = 39.203; $\rho$ = 1000 kg/m$^3$ ;
Phantom section: Flat Section

DASY5 Configuration:

- Probe: EX3DV4 - SN7329; ConvF(8.29, 8.29, 8.29) @1860 MHz; Calibrated: 2019/10/22;
- Sensor-Surface: 1.4mm (Mechanical Surface Detection)
- Electronics: DAE4 Sn772;Calibrated: 2019/10/6
- Phantom: Twin SAM; Type: Twin SAM V5.0; Serial: TP:1412
- Measurement SW: DASY52, Version 52.10 (2); SEMCAD X Version 14.6.12 (7470)

**Area Scan (41x71x1):**Interpolated grid: dx=1.500 mm, dy=1.500 mm
Maximum value of SAR (interpolated) = 1.61 W/kg

**Zoom Scan (5x5x7)/Cube 0:**Measurement grid: dx=8mm, dy=8mm, dz=5mm
Reference Value = 27.43 V/m; Power Drift = 0.07 dB
Peak SAR (extrapolated) = 1.93 W/kg
**SAR(1 g) = 1.03 W/kg; SAR(10 g) = 0.553 W/kg**
Maximum value of SAR (measured) = 1.60 W/kg

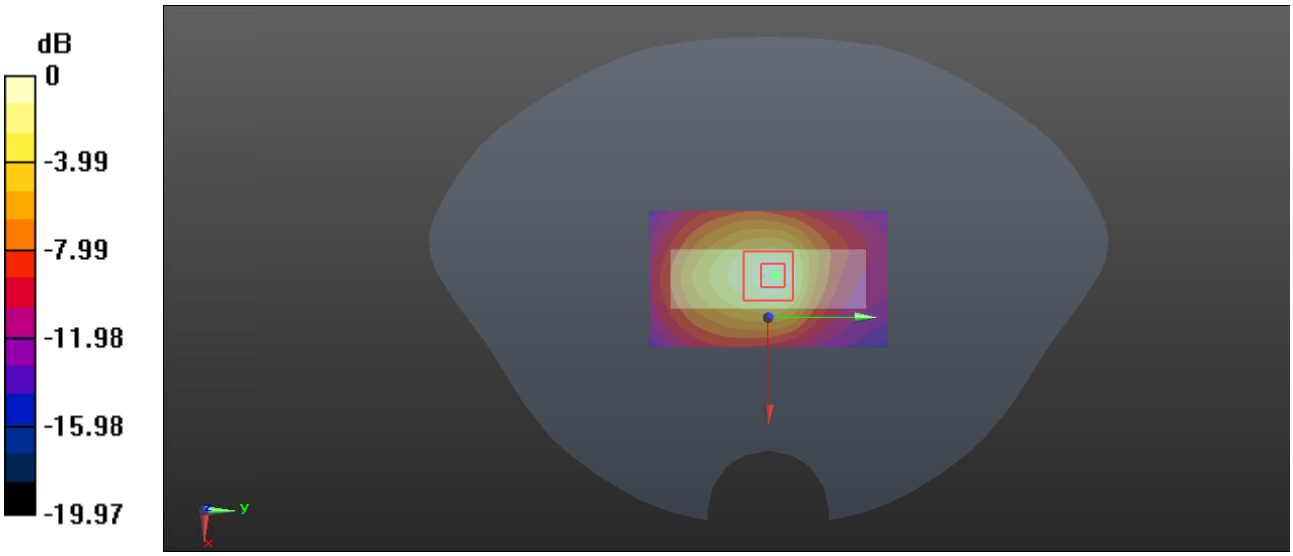


0 dB = 1.60 W/kg = 2.04 dBW/kg

**Test Plot 120#: LTE Band 2_Body Right_1RB_Middle**

**DUT: Mobile WiFi; Type: UZ-211-1; Serial: RBJ190927050-SA-S1**

Communication System: Generic FDD-LTE; Frequency: 1880 MHz;Duty Cycle: 1:1
Medium parameters used: f = 1880 MHz; $\sigma$ = 1.388 S/m; $\varepsilon_r$ = 38.953; $\rho$ = 1000 kg/m$^3$ ;
Phantom section: Flat Section

DASY5 Configuration:

- Probe: EX3DV4 - SN7329; ConvF(8.29, 8.29, 8.29) @1880 MHz; Calibrated: 2019/10/22;
- Sensor-Surface: 1.4mm (Mechanical Surface Detection)
- Electronics: DAE4 Sn772;Calibrated: 2019/10/6
- Phantom: Twin SAM; Type: Twin SAM V5.0; Serial: TP:1412
- Measurement SW: DASY52, Version 52.10 (2); SEMCAD X Version 14.6.12 (7470)

**Area Scan (41x71x1):**Interpolated grid: dx=1.500 mm, dy=1.500 mm
Maximum value of SAR (interpolated) = 1.64 W/kg

**Zoom Scan (5x5x7)/Cube 0:**Measurement grid: dx=8mm, dy=8mm, dz=5mm
Reference Value = 24.86 V/m; Power Drift = 0.05 dB
Peak SAR (extrapolated) = 1.81 W/kg
**SAR(1 g) = 0.995 W/kg; SAR(10 g) = 0.532 W/kg**
Maximum value of SAR (measured) = 1.11 W/kg

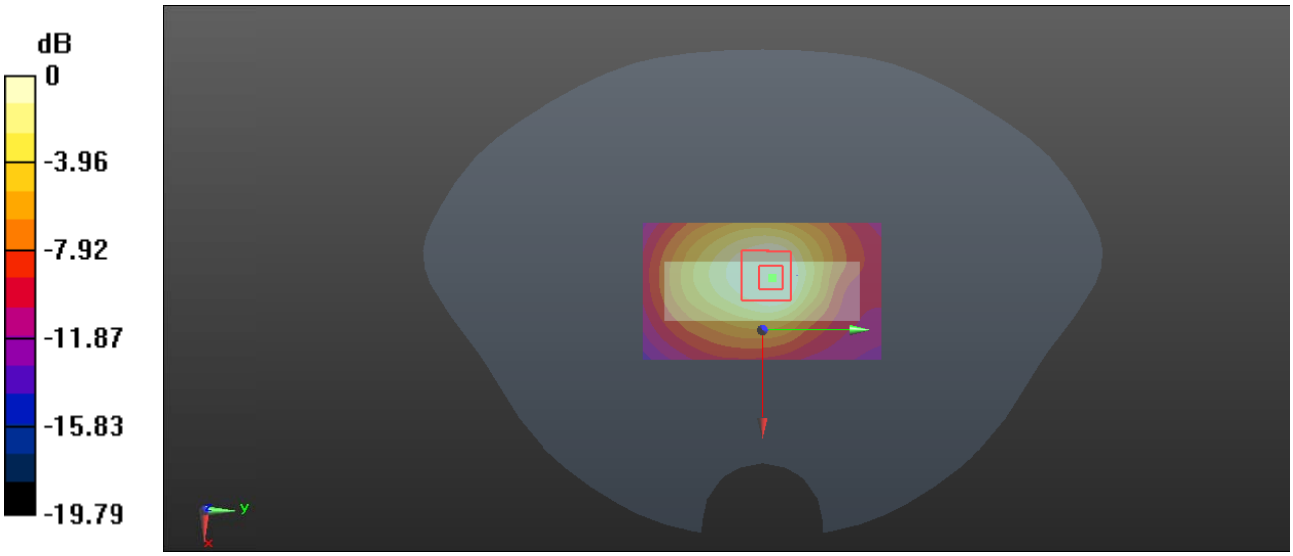


0 dB = 1.11 W/kg = 0.45 dBW/kg

**Test Plot 121#: LTE Band 2_Body Right_1RB_High**

**DUT: Mobile WiFi; Type: UZ-211-1; Serial: RBJ190927050-SA-S1**

Communication System: Generic FDD-LTE; Frequency: 1900 MHz;Duty Cycle: 1:1
Medium parameters used: f = 1900 MHz; $\sigma$ = 1.417 S/m; $\varepsilon_r$ = 39.013; $\rho$ = 1000 kg/m$^3$ ;
Phantom section: Flat Section

DASY5 Configuration:

- Probe: EX3DV4 - SN7329; ConvF(8.29, 8.29, 8.29) @1900 MHz; Calibrated: 2019/10/22;
- Sensor-Surface: 1.4mm (Mechanical Surface Detection)
- Electronics: DAE4 Sn772;Calibrated: 2019/10/6
- Phantom: Twin SAM; Type: Twin SAM V5.0; Serial: TP:1412
- Measurement SW: DASY52, Version 52.10 (2); SEMCAD X Version 14.6.12 (7470)

**Area Scan (41x71x1):**Interpolated grid: dx=1.500 mm, dy=1.500 mm
Maximum value of SAR (interpolated) = 1.66 W/kg

**Zoom Scan (5x5x7)/Cube 0:**Measurement grid: dx=8mm, dy=8mm, dz=5mm
Reference Value = 27.39 V/m; Power Drift = 0.16 dB
Peak SAR (extrapolated) = 1.87 W/kg
**SAR(1 g) = 0.987 W/kg; SAR(10 g) = 0.530 W/kg**
Maximum value of SAR (measured) = 1.51 W/kg

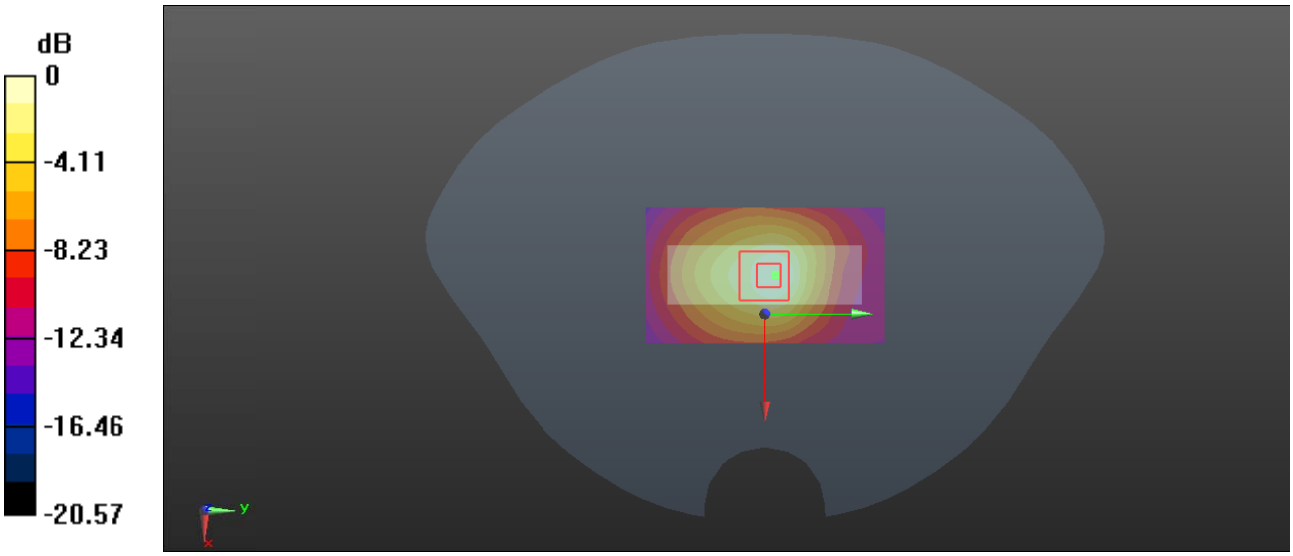


0 dB = 1.51 W/kg = 1.79 dBW/kg

**Test Plot 122#: LTE Band 2_Body Right_50%RB_Low**

**DUT: Mobile WiFi; Type: UZ-211-1; Serial: RBJ190927050-SA-S1**

Communication System: Generic FDD-LTE; Frequency: 1860 MHz;Duty Cycle: 1:1
Medium parameters used: f = 1860 MHz; $\sigma$ = 1.371 S/m; $\varepsilon_r$ = 39.203; $\rho$ = 1000 kg/m$^3$ ;
Phantom section: Flat Section

DASY5 Configuration:

- Probe: EX3DV4 - SN7329; ConvF(8.29, 8.29, 8.29) @1860 MHz; Calibrated: 2019/10/22;
- Sensor-Surface: 1.4mm (Mechanical Surface Detection)
- Electronics: DAE4 Sn772;Calibrated: 2019/10/6
- Phantom: Twin SAM; Type: Twin SAM V5.0; Serial: TP:1412
- Measurement SW: DASY52, Version 52.10 (2); SEMCAD X Version 14.6.12 (7470)

**Area Scan (41x71x1):**Interpolated grid: dx=1.500 mm, dy=1.500 mm
Maximum value of SAR (interpolated) = 1.36 W/kg

**Zoom Scan (5x5x7)/Cube 0:**Measurement grid: dx=8mm, dy=8mm, dz=5mm
Reference Value = 24.98 V/m; Power Drift = -0.06 dB
Peak SAR (extrapolated) = 3.06 W/kg
**SAR(1 g) = 0.890 W/kg; SAR(10 g) = 0.450 W/kg**
Maximum value of SAR (measured) = 1.26 W/kg

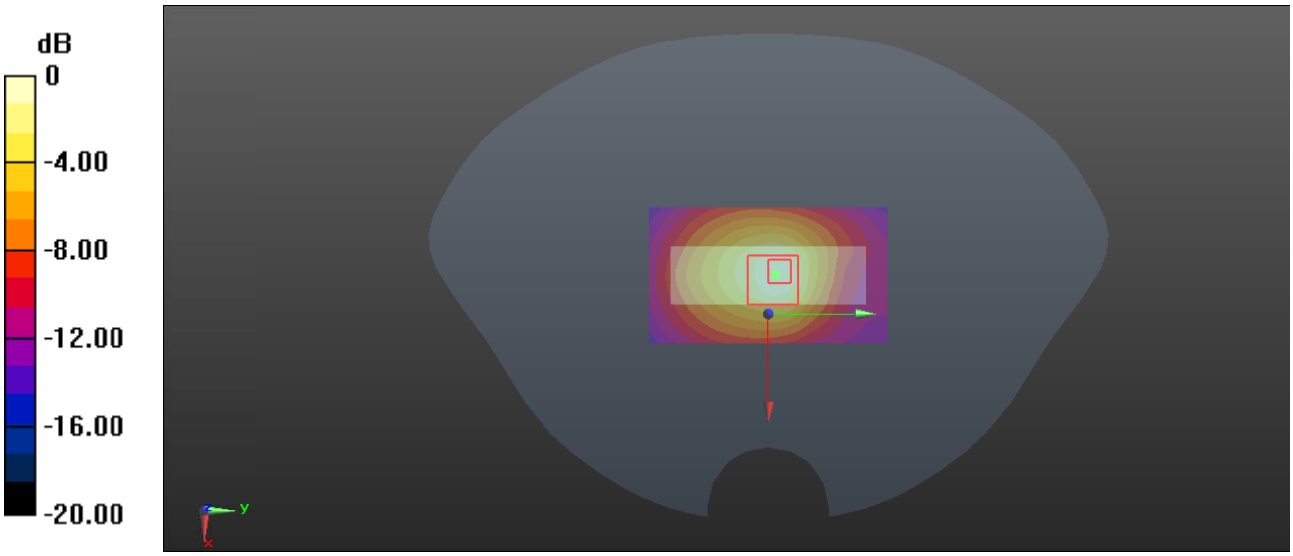


0 dB = 1.26 W/kg = 1.00 dBW/kg

**Test Plot 123#: LTE Band 2_Body Right_50%RB_Middle**

**DUT: Mobile WiFi; Type: UZ-211-1; Serial: RBJ190927050-SA-S1**

Communication System: Generic FDD-LTE; Frequency: 1880 MHz;Duty Cycle: 1:1
Medium parameters used: f = 1880 MHz; $\sigma$ = 1.388 S/m; $\varepsilon_r$ = 38.953; $\rho$ = 1000 kg/m$^3$ ;
Phantom section: Flat Section

DASY5 Configuration:

- Probe: EX3DV4 - SN7329; ConvF(8.29, 8.29, 8.29) @1880 MHz; Calibrated: 2019/10/22;
- Sensor-Surface: 1.4mm (Mechanical Surface Detection)
- Electronics: DAE4 Sn772;Calibrated: 2019/10/6
- Phantom: Twin SAM; Type: Twin SAM V5.0; Serial: TP:1412
- Measurement SW: DASY52, Version 52.10 (2); SEMCAD X Version 14.6.12 (7470)

**Area Scan (41x71x1):**Interpolated grid: dx=1.500 mm, dy=1.500 mm
Maximum value of SAR (interpolated) = 1.25 W/kg

**Zoom Scan (6x6x7)/Cube 0:**Measurement grid: dx=8mm, dy=8mm, dz=5mm
Reference Value = 22.45 V/m; Power Drift = 0.19 dB
Peak SAR (extrapolated) = 3.63 W/kg
**SAR(1 g) = 0.974 W/kg; SAR(10 g) = 0.330 W/kg**
Maximum value of SAR (measured) = 0.846 W/kg

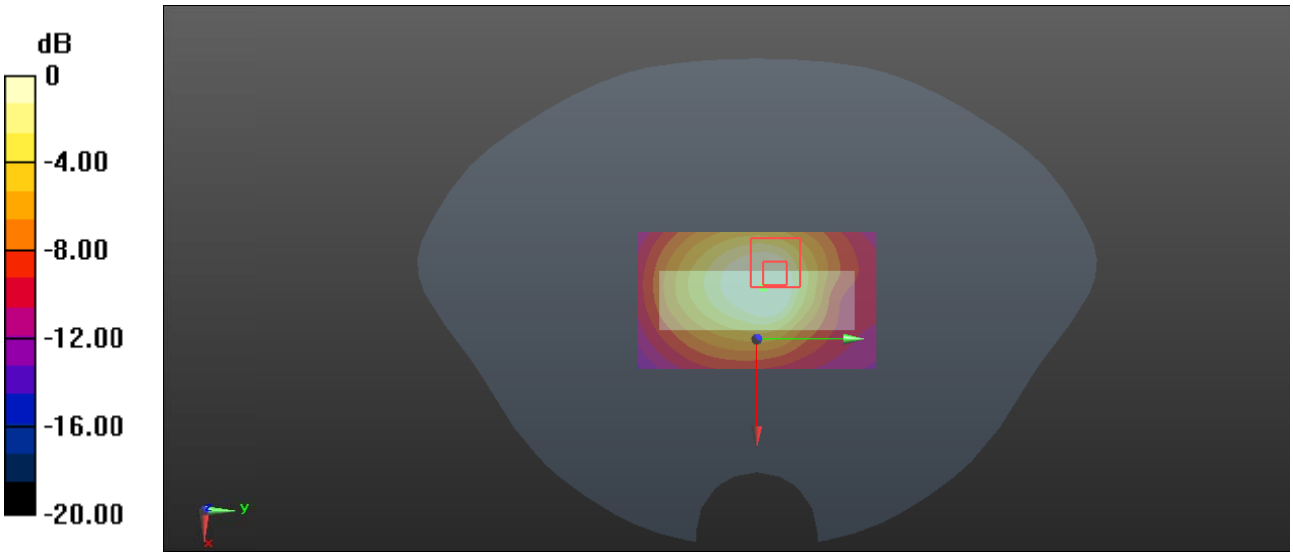


0 dB = 0.846 W/kg = -0.73 dBW/kg

**Test Plot 125#: LTE Band 2_Body Right_50%RB_High**

**DUT: Mobile WiFi; Type: UZ-211-1; Serial: RBJ190927050-SA-S1**

Communication System: Generic FDD-LTE; Frequency: 1900 MHz;Duty Cycle: 1:1
Medium parameters used: f = 1900 MHz; $\sigma$ = 1.417 S/m; $\varepsilon_r$ = 39.013; $\rho$ = 1000 kg/m$^3$ ;
Phantom section: Flat Section

DASY5 Configuration:

- Probe: EX3DV4 - SN7329; ConvF(8.29, 8.29, 8.29) @1900 MHz; Calibrated: 2019/10/22;
- Sensor-Surface: 1.4mm (Mechanical Surface Detection)
- Electronics: DAE4 Sn772;Calibrated: 2019/10/6
- Phantom: Twin SAM; Type: Twin SAM V5.0; Serial: TP:1412
- Measurement SW: DASY52, Version 52.10 (2); SEMCAD X Version 14.6.12 (7470)

**Area Scan (41x71x1):**Interpolated grid: dx=1.500 mm, dy=1.500 mm
Maximum value of SAR (interpolated) = 1.27 W/kg

**Zoom Scan (5x5x7)/Cube 0:**Measurement grid: dx=8mm, dy=8mm, dz=5mm
Reference Value = 23.87 V/m; Power Drift = 0.08 dB
Peak SAR (extrapolated) = 2.08 W/kg
**SAR(1 g) = 0.910 W/kg; SAR(10 g) = 0.441 W/kg**
Maximum value of SAR (measured) = 0.845 W/kg

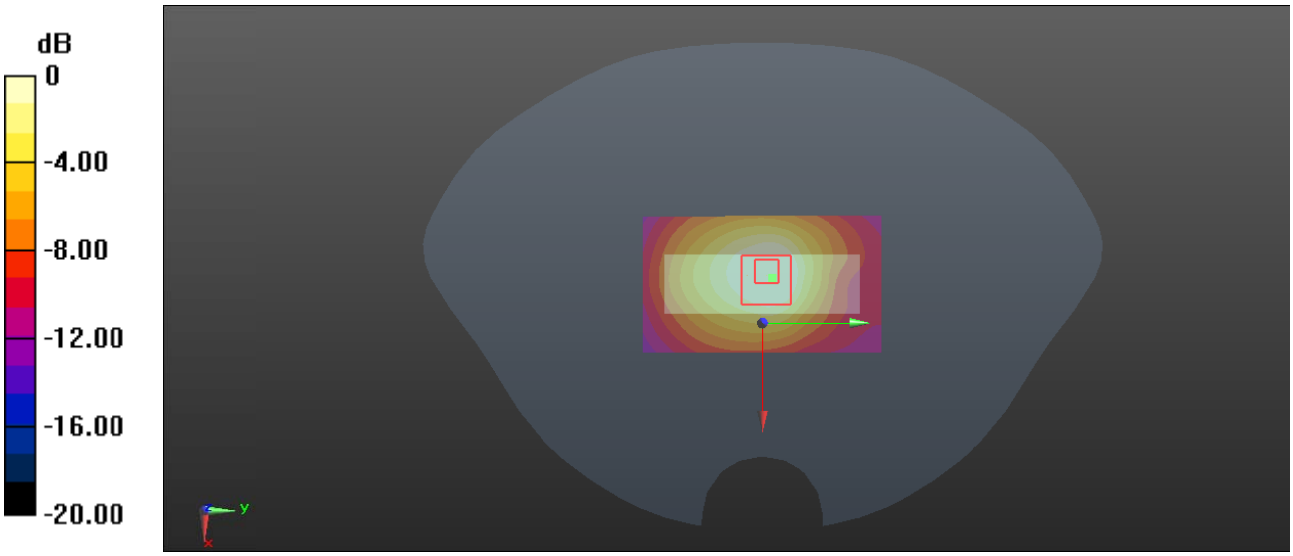


0 dB = 0.845 W/kg = -0.73 dBW/kg

**Test Plot 124#: LTE Band 2_Body Right_100%RB_Low**

**DUT: Mobile WiFi; Type: UZ-211-1; Serial: RBJ190927050-SA-S1**

Communication System: Generic FDD-LTE; Frequency: 1860 MHz;Duty Cycle: 1:1
Medium parameters used: f = 1860 MHz; $\sigma$ = 1.371 S/m; $\varepsilon_r$ = 39.203; $\rho$ = 1000 kg/m$^3$ ;
Phantom section: Flat Section

DASY5 Configuration:

- Probe: EX3DV4 - SN7329; ConvF(8.29, 8.29, 8.29) @1860 MHz; Calibrated: 2019/10/22;
- Sensor-Surface: 1.4mm (Mechanical Surface Detection)
- Electronics: DAE4 Sn772;Calibrated: 2019/10/6
- Phantom: Twin SAM; Type: Twin SAM V5.0; Serial: TP:1412
- Measurement SW: DASY52, Version 52.10 (2); SEMCAD X Version 14.6.12 (7470)

**Area Scan (41x71x1):**Interpolated grid: dx=1.500 mm, dy=1.500 mm
Maximum value of SAR (interpolated) = 1.27 W/kg

**Zoom Scan (5x5x7)/Cube 0:**Measurement grid: dx=8mm, dy=8mm, dz=5mm
Reference Value = 24.12 V/m; Power Drift = 0.04 dB
Peak SAR (extrapolated) = 1.49 W/kg
**SAR(1 g) = 0.787 W/kg; SAR(10 g) = 0.418 W/kg**
Maximum value of SAR (measured) = 1.23 W/kg

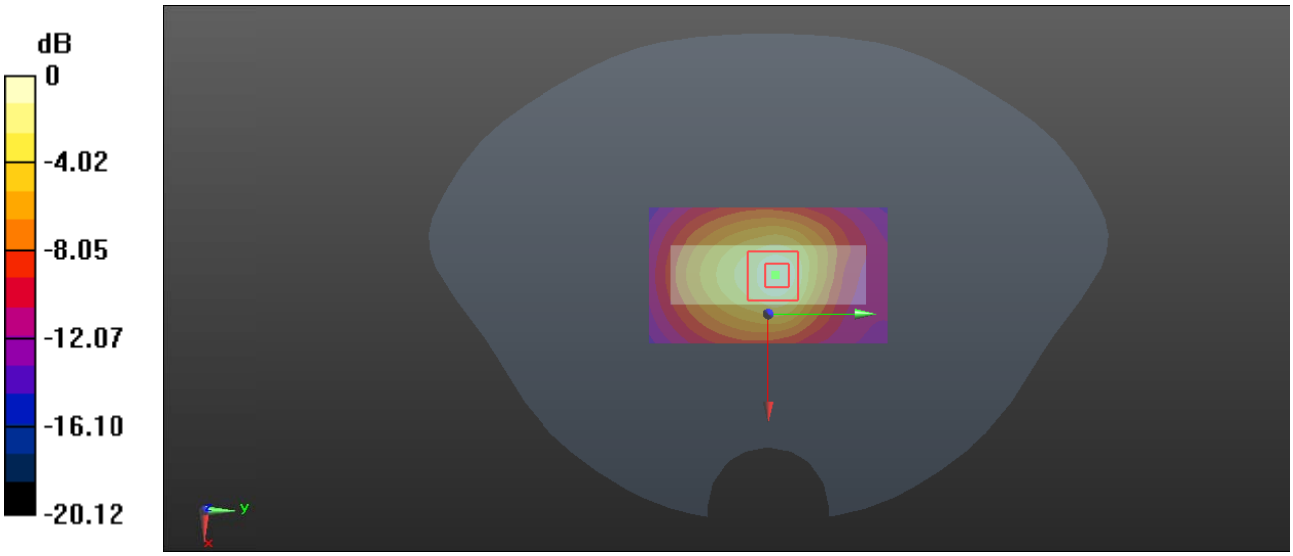


0 dB = 1.23 W/kg = 0.90 dBW/kg

**Test Plot 126#: LTE Band 2_Body Top_1RB_Middle**

**DUT: Mobile WiFi; Type: UZ-211-1; Serial: RBJ190927050-SA-S1**

Communication System: Generic FDD-LTE; Frequency: 1880 MHz;Duty Cycle: 1:1
Medium parameters used: f = 1880 MHz; $\sigma$ = 1.388 S/m; $\varepsilon_r$ = 38.953; $\rho$ = 1000 kg/m$^3$ ;
Phantom section: Flat Section

DASY5 Configuration:

- Probe: EX3DV4 - SN7329; ConvF(8.29, 8.29, 8.29) @1880 MHz; Calibrated: 2019/10/22;
- Sensor-Surface: 1.4mm (Mechanical Surface Detection)
- Electronics: DAE4 Sn772;Calibrated: 2019/10/6
- Phantom: Twin SAM; Type: Twin SAM V5.0; Serial: TP:1412
- Measurement SW: DASY52, Version 52.10 (2); SEMCAD X Version 14.6.12 (7470)

**Area Scan (41x71x1):**Interpolated grid: dx=1.500 mm, dy=1.500 mm
Maximum value of SAR (interpolated) = 0.299 W/kg

**Zoom Scan (5x5x7)/Cube 0:**Measurement grid: dx=8mm, dy=8mm, dz=5mm
Reference Value = 8.083 V/m; Power Drift = -0.14 dB
Peak SAR (extrapolated) = 0.363 W/kg
**SAR(1 g) = 0.221 W/kg; SAR(10 g) = 0.128 W/kg**
Maximum value of SAR (measured) = 0.241 W/kg

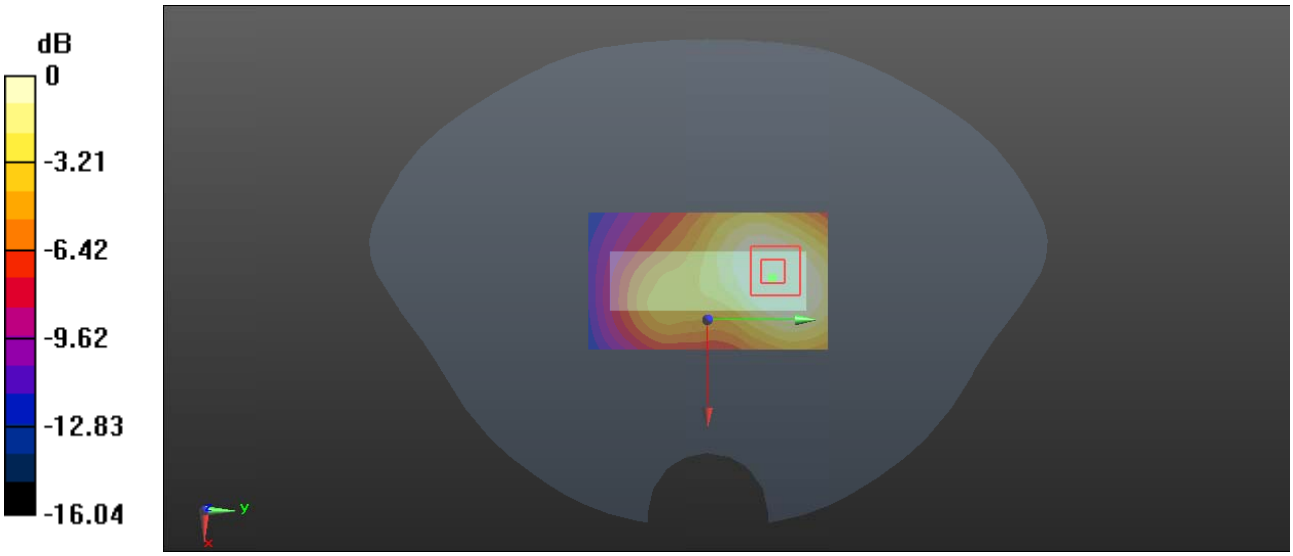


0 dB = 0.241 W/kg = -6.18 dBW/kg

**Test Plot 127#: LTE Band 2_Body Top_50%RB_Middle**

**DUT: Mobile WiFi; Type: UZ-211-1; Serial: RBJ190927050-SA-S1**

Communication System: Generic FDD-LTE; Frequency: 1880 MHz;Duty Cycle: 1:1
Medium parameters used: f = 1880 MHz; $\sigma$ = 1.388 S/m; $\varepsilon_r$ = 38.953; $\rho$ = 1000 kg/m$^3$ ;
Phantom section: Flat Section

DASY5 Configuration:

- Probe: EX3DV4 - SN7329; ConvF(8.29, 8.29, 8.29) @1880 MHz; Calibrated: 2019/10/22;
- Sensor-Surface: 1.4mm (Mechanical Surface Detection)
- Electronics: DAE4 Sn772;Calibrated: 2019/10/6
- Phantom: Twin SAM; Type: Twin SAM V5.0; Serial: TP:1412
- Measurement SW: DASY52, Version 52.10 (2); SEMCAD X Version 14.6.12 (7470)

**Area Scan (41x71x1):**Interpolated grid: dx=1.500 mm, dy=1.500 mm
Maximum value of SAR (interpolated) = 0.245 W/kg

**Zoom Scan (5x5x7)/Cube 0:**Measurement grid: dx=8mm, dy=8mm, dz=5mm
Reference Value = 7.114 V/m; Power Drift = -0.08 dB
Peak SAR (extrapolated) = 0.468 W/kg
**SAR(1 g) = 0.202 W/kg; SAR(10 g) = 0.104 W/kg**
Maximum value of SAR (measured) = 0.177 W/kg

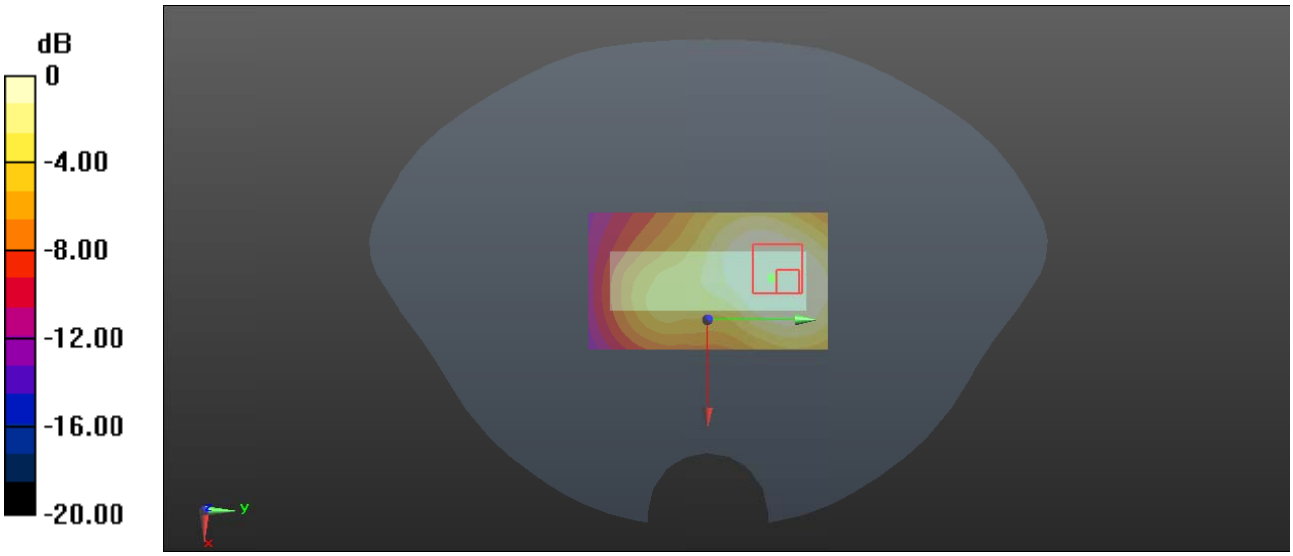


0 dB = 0.177 W/kg = -7.52 dBW/kg

**Test Plot 128#: LTE Band 4_Body Back_1RB_Middle**

**DUT: Mobile WiFi; Type: UZ-211-1; Serial: RBJ190927050-SA-S1**

Communication System: Generic FDD-LTE; Frequency: 1732.5 MHz;Duty Cycle: 1:1
Medium parameters used: f = 1732.5 MHz; $\sigma$ = 1.34 S/m; $\varepsilon_r$ = 41.254; $\rho$ = 1000 kg/m$^3$ ;
Phantom section: Flat Section

DASY5 Configuration:

- Probe: EX3DV4 - SN7329; ConvF(8.39, 8.39, 8.39) @1732.5 MHz; Calibrated: 2019/10/22;
- Sensor-Surface: 1.4mm (Mechanical Surface Detection)
- Electronics: DAE4 Sn772;Calibrated: 2019/10/6
- Phantom: Twin SAM; Type: Twin SAM V5.0; Serial: TP:1412
- Measurement SW: DASY52, Version 52.10 (2); SEMCAD X Version 14.6.12 (7470)

**Area Scan (71x71x1):**Interpolated grid: dx=1.500 mm, dy=1.500 mm
Maximum value of SAR (interpolated) = 0.606 W/kg

**Zoom Scan (5x5x7)/Cube 0:**Measurement grid: dx=8mm, dy=8mm, dz=5mm
Reference Value = 11.58 V/m; Power Drift = -0.03 dB
Peak SAR (extrapolated) = 0.786 W/kg
**SAR(1 g) = 0.490 W/kg; SAR(10 g) = 0.305 W/kg**
Maximum value of SAR (measured) = 0.666 W/kg

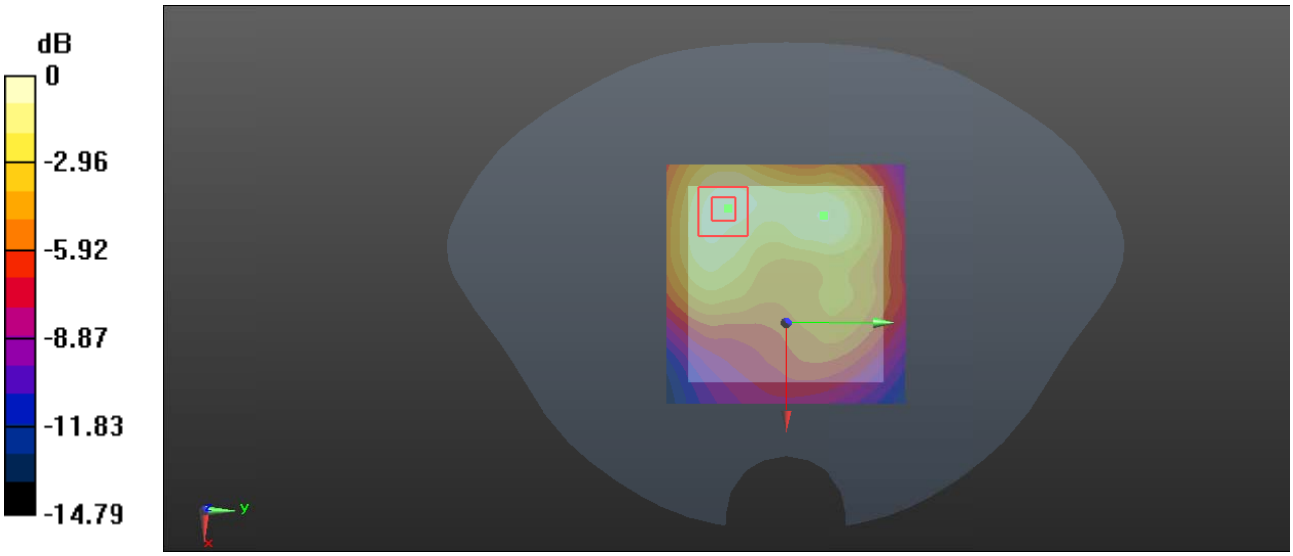


0 dB = 0.666 W/kg = -1.77 dBW/kg

**Test Plot 129#: LTE Band 4_Body Back_50%RB_Middle**

**DUT: Mobile WiFi; Type: UZ-211-1; Serial: RBJ190927050-SA-S1**

Communication System: Generic FDD-LTE; Frequency: 1732.5 MHz;Duty Cycle: 1:1
Medium parameters used: f = 1732.5 MHz; $\sigma$ = 1.34 S/m; $\varepsilon_r$ = 41.254; $\rho$ = 1000 kg/m$^3$ ;
Phantom section: Flat Section

DASY5 Configuration:

- Probe: EX3DV4 - SN7329; ConvF(8.39, 8.39, 8.39) @1732.5 MHz; Calibrated: 2019/10/22;
- Sensor-Surface: 1.4mm (Mechanical Surface Detection)
- Electronics: DAE4 Sn772;Calibrated: 2019/10/6
- Phantom: Twin SAM; Type: Twin SAM V5.0; Serial: TP:1412
- Measurement SW: DASY52, Version 52.10 (2); SEMCAD X Version 14.6.12 (7470)

**Area Scan (71x71x1):**Interpolated grid: dx=1.500 mm, dy=1.500 mm
Maximum value of SAR (interpolated) = 0.528 W/kg

**Zoom Scan (5x5x7)/Cube 0:**Measurement grid: dx=8mm, dy=8mm, dz=5mm
Reference Value = 10.15 V/m; Power Drift = -0.15 dB
Peak SAR (extrapolated) = 0.590 W/kg
**SAR(1 g) = 0.369 W/kg; SAR(10 g) = 0.232 W/kg**
Maximum value of SAR (measured) = 0.500 W/kg

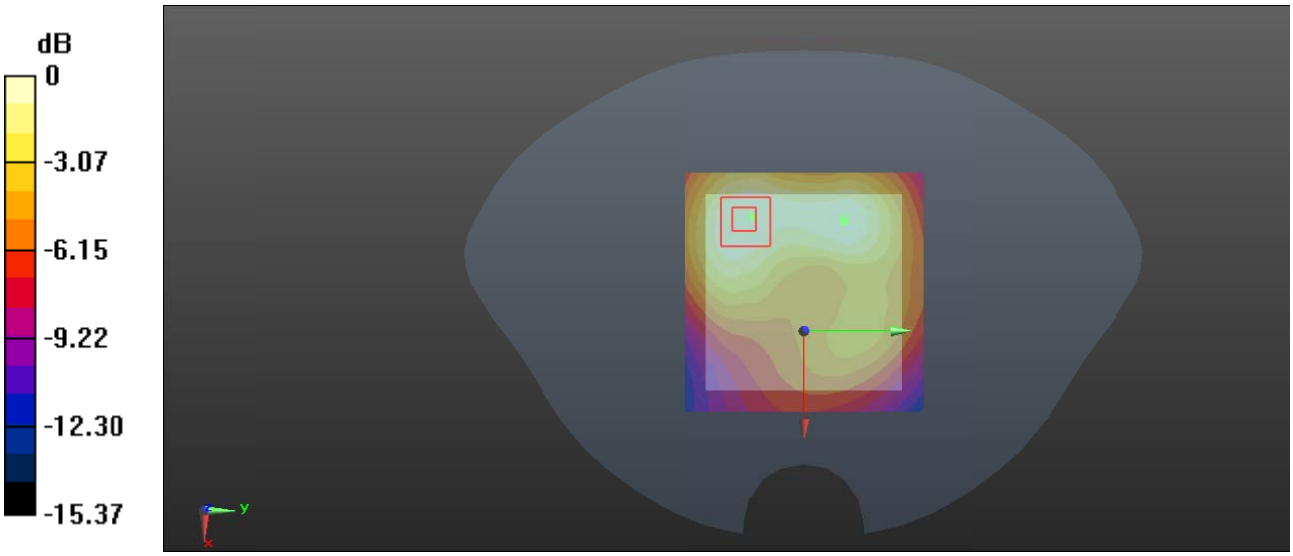


0 dB = 0.500 W/kg = -3.01 dBW/kg

**Test Plot 130#: LTE Band 4_Body Front_1RB_Middle**

**DUT: Mobile WiFi; Type: UZ-211-1; Serial: RBJ190927050-SA-S1**

Communication System: Generic FDD-LTE; Frequency: 1732.5 MHz;Duty Cycle: 1:1
Medium parameters used: f = 1732.5 MHz; $\sigma$ = 1.34 S/m; $\varepsilon_r$ = 41.254; $\rho$ = 1000 kg/m$^3$ ;
Phantom section: Flat Section

DASY5 Configuration:

- Probe: EX3DV4 - SN7329; ConvF(8.39, 8.39, 8.39) @1732.5 MHz; Calibrated: 2019/10/22;
- Sensor-Surface: 1.4mm (Mechanical Surface Detection)
- Electronics: DAE4 Sn772;Calibrated: 2019/10/6
- Phantom: Twin SAM; Type: Twin SAM V5.0; Serial: TP:1412
- Measurement SW: DASY52, Version 52.10 (2); SEMCAD X Version 14.6.12 (7470)

**Area Scan (71x71x1):**Interpolated grid: dx=1.500 mm, dy=1.500 mm
Maximum value of SAR (interpolated) = 0.787 W/kg

**Zoom Scan (5x5x7)/Cube 0:**Measurement grid: dx=8mm, dy=8mm, dz=5mm
Reference Value = 16.84 V/m; Power Drift = 0.02 dB
Peak SAR (extrapolated) = 0.855 W/kg
**SAR(1 g) = 0.570 W/kg; SAR(10 g) = 0.370 W/kg**
Maximum value of SAR (measured) = 0.755 W/kg

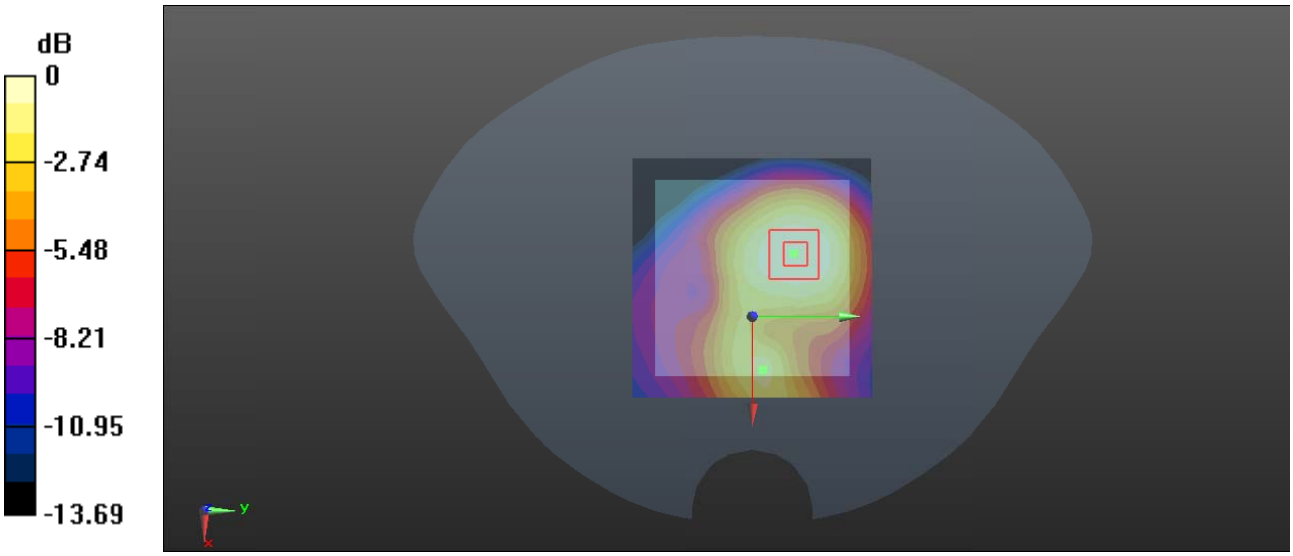


0 dB = 0.755 W/kg = -1.22 dBW/kg

**Test Plot 131#: LTE Band 4_Body Front_50%RB_Middle**

**DUT: Mobile WiFi; Type: UZ-211-1; Serial: RBJ190927050-SA-S1**

Communication System: Generic FDD-LTE; Frequency: 1732.5 MHz;Duty Cycle: 1:1
Medium parameters used: f = 1732.5 MHz; $\sigma$ = 1.34 S/m; $\varepsilon_r$ = 41.254; $\rho$ = 1000 kg/m$^3$ ;
Phantom section: Flat Section

DASY5 Configuration:

- Probe: EX3DV4 - SN7329; ConvF(8.39, 8.39, 8.39) @1732.5 MHz; Calibrated: 2019/10/22;
- Sensor-Surface: 1.4mm (Mechanical Surface Detection)
- Electronics: DAE4 Sn772;Calibrated: 2019/10/6
- Phantom: Twin SAM; Type: Twin SAM V5.0; Serial: TP:1412
- Measurement SW: DASY52, Version 52.10 (2); SEMCAD X Version 14.6.12 (7470)

**Area Scan (71x71x1):**Interpolated grid: dx=1.500 mm, dy=1.500 mm
Maximum value of SAR (interpolated) = 0.572 W/kg

**Zoom Scan (5x5x7)/Cube 0:**Measurement grid: dx=8mm, dy=8mm, dz=5mm
Reference Value = 15.15 V/m; Power Drift = 0.18 dB
Peak SAR (extrapolated) = 0.654 W/kg
**SAR(1 g) = 0.430 W/kg; SAR(10 g) = 0.277 W/kg**
Maximum value of SAR (measured) = 0.576 W/kg

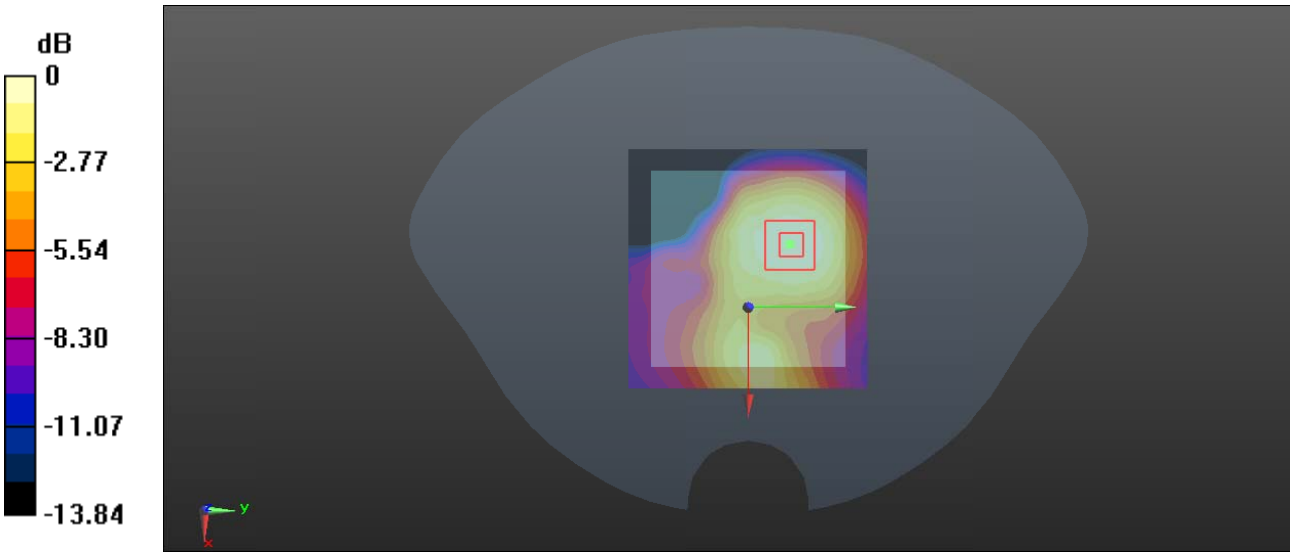


0 dB = 0.576 W/kg = -2.40 dBW/kg

**Test Plot 132#: LTE Band 4_Body Right_1RB_Low**

**DUT: Mobile WiFi; Type: UZ-211-1; Serial: RBJ190927050-SA-S1**

Communication System: Generic FDD-LTE; Frequency: 1720 MHz;Duty Cycle: 1:1
Medium parameters used: f = 1720 MHz; $\sigma$ = 1.327 S/m; $\varepsilon_r$ = 41.359; $\rho$ = 1000 kg/m$^3$ ;
Phantom section: Flat Section

DASY5 Configuration:

- Probe: EX3DV4 - SN7329; ConvF(8.39, 8.39, 8.39) @1720 MHz; Calibrated: 2019/10/22;
- Sensor-Surface: 1.4mm (Mechanical Surface Detection)
- Electronics: DAE4 Sn772;Calibrated: 2019/10/6
- Phantom: Twin SAM; Type: Twin SAM V5.0; Serial: TP:1412
- Measurement SW: DASY52, Version 52.10 (2); SEMCAD X Version 14.6.12 (7470)

**Area Scan (41x71x1):**Interpolated grid: dx=1.500 mm, dy=1.500 mm
Maximum value of SAR (interpolated) = 2.17 W/kg

**Zoom Scan (5x5x7)/Cube 0:**Measurement grid: dx=8mm, dy=8mm, dz=5mm
Reference Value = 28.79 V/m; Power Drift = 0.01 dB
Peak SAR (extrapolated) = 2.62 W/kg
**SAR(1 g) = 1.41 W/kg; SAR(10 g) = 0.762 W/kg**
Maximum value of SAR (measured) = 2.16 W/kg

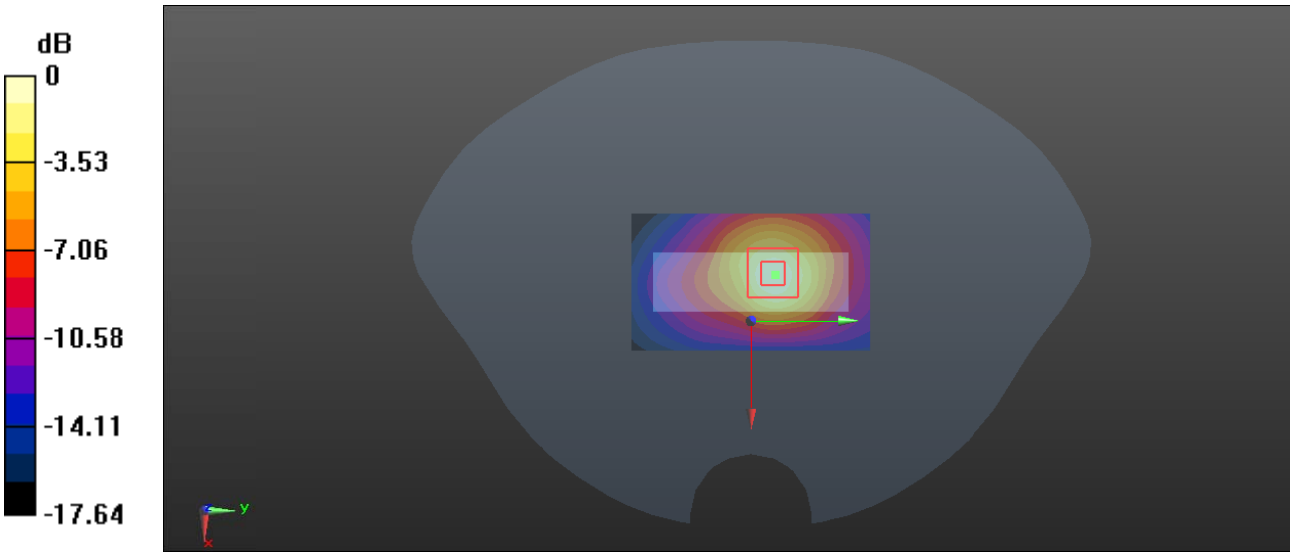


0 dB = 2.16 W/kg = 3.34 dBW/kg

**Test Plot 133#: LTE Band 4_Body Right_1RB_Middle**

**DUT: Mobile WiFi; Type: UZ-211-1; Serial: RBJ190927050-SA-S1**

Communication System: Generic FDD-LTE; Frequency: 1732.5 MHz;Duty Cycle: 1:1
Medium parameters used: f = 1732.5 MHz; $\sigma$ = 1.34 S/m; $\varepsilon_r$ = 41.254; $\rho$ = 1000 kg/m$^3$ ;
Phantom section: Flat Section

DASY5 Configuration:

- Probe: EX3DV4 - SN7329; ConvF(8.39, 8.39, 8.39) @1732.5 MHz; Calibrated: 2019/10/22;
- Sensor-Surface: 1.4mm (Mechanical Surface Detection)
- Electronics: DAE4 Sn772;Calibrated: 2019/10/6
- Phantom: Twin SAM; Type: Twin SAM V5.0; Serial: TP:1412
- Measurement SW: DASY52, Version 52.10 (2); SEMCAD X Version 14.6.12 (7470)

**Area Scan (41x71x1):**Interpolated grid: dx=1.500 mm, dy=1.500 mm
Maximum value of SAR (interpolated) = 2.23 W/kg

**Zoom Scan (5x5x7)/Cube 0:**Measurement grid: dx=8mm, dy=8mm, dz=5mm
Reference Value = 29.12 V/m; Power Drift = 0.14 dB
Peak SAR (extrapolated) = 2.48 W/kg
**SAR(1 g) = 1.34 W/kg; SAR(10 g) = 0.728 W/kg**
Maximum value of SAR (measured) = 2.04 W/kg

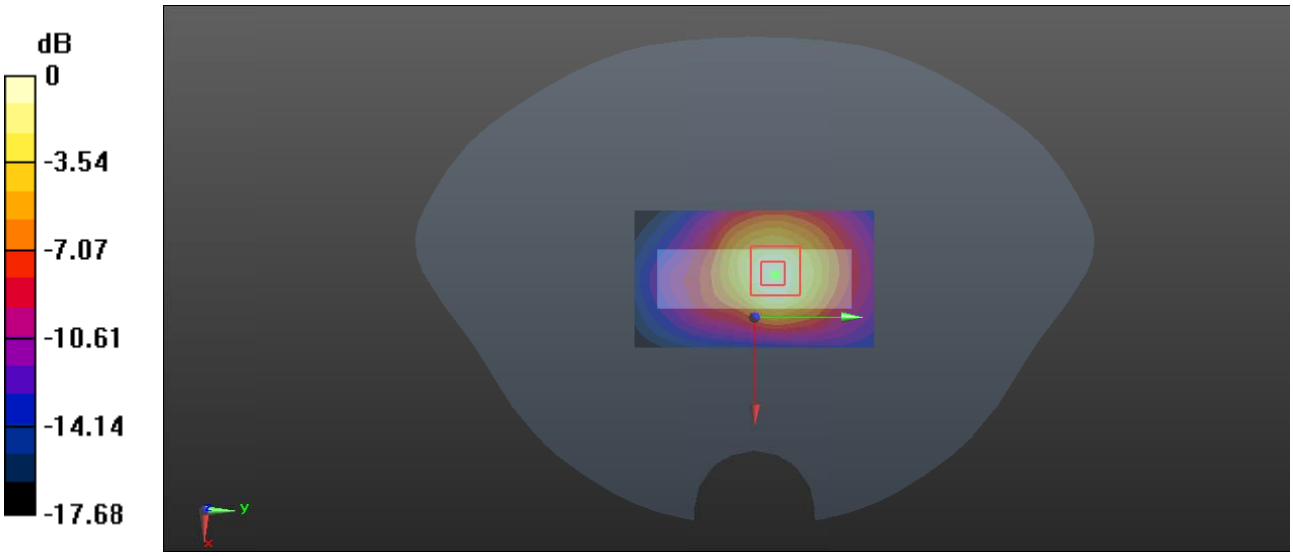


0 dB = 2.04 W/kg = 3.10 dBW/kg

**Test Plot 134#: LTE Band 4_Body Right_1RB_High**

**DUT: Mobile WiFi; Type: UZ-211-1; Serial: RBJ190927050-SA-S1**

Communication System: Generic FDD-LTE; Frequency: 1745 MHz;Duty Cycle: 1:1
Medium parameters used: f = 1745 MHz; $\sigma$ = 1.359 S/m; $\varepsilon_r$ = 41.144; $\rho$ = 1000 kg/m$^3$ ;
Phantom section: Flat Section

DASY5 Configuration:

- Probe: EX3DV4 - SN7329; ConvF(8.39, 8.39, 8.39) @1745 MHz; Calibrated: 2019/10/22;
- Sensor-Surface: 1.4mm (Mechanical Surface Detection)
- Electronics: DAE4 Sn772;Calibrated: 2019/10/6
- Phantom: Twin SAM; Type: Twin SAM V5.0; Serial: TP:1412
- Measurement SW: DASY52, Version 52.10 (2); SEMCAD X Version 14.6.12 (7470)

**Area Scan (41x71x1):**Interpolated grid: dx=1.500 mm, dy=1.500 mm
Maximum value of SAR (interpolated) = 2.07 W/kg

**Zoom Scan (5x5x7)/Cube 0:**Measurement grid: dx=8mm, dy=8mm, dz=5mm
Reference Value = 29.44 V/m; Power Drift = 0.04 dB
Peak SAR (extrapolated) = 2.49 W/kg
**SAR(1 g) = 1.32 W/kg; SAR(10 g) = 0.704 W/kg**
Maximum value of SAR (measured) = 2.05 W/kg

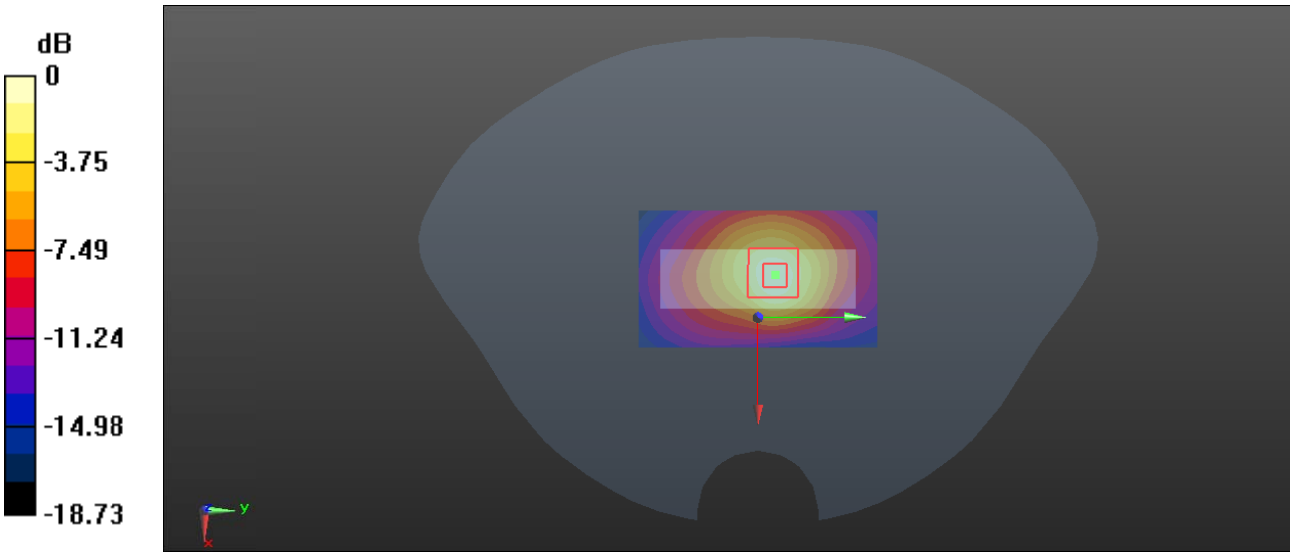


0 dB = 2.05 W/kg = 3.12 dBW/kg

**Test Plot 135#: LTE Band 4_Body Right_50%RB_Low**

**DUT: Mobile WiFi; Type: UZ-211-1; Serial: RBJ190927050-SA-S1**

Communication System: Generic FDD-LTE; Frequency: 1720 MHz;Duty Cycle: 1:1
Medium parameters used: f = 1720 MHz; $\sigma$ = 1.327 S/m; $\varepsilon_r$ = 41.359; $\rho$ = 1000 kg/m$^3$ ;
Phantom section: Flat Section

DASY5 Configuration:

- Probe: EX3DV4 - SN7329; ConvF(8.39, 8.39, 8.39) @1720 MHz; Calibrated: 2019/10/22;
- Sensor-Surface: 1.4mm (Mechanical Surface Detection)
- Electronics: DAE4 Sn772;Calibrated: 2019/10/6
- Phantom: Twin SAM; Type: Twin SAM V5.0; Serial: TP:1412
- Measurement SW: DASY52, Version 52.10 (2); SEMCAD X Version 14.6.12 (7470)

**Area Scan (41x71x1):**Interpolated grid: dx=1.500 mm, dy=1.500 mm
Maximum value of SAR (interpolated) = 1.82 W/kg

**Zoom Scan (5x5x7)/Cube 0:**Measurement grid: dx=8mm, dy=8mm, dz=5mm
Reference Value = 27.01 V/m; Power Drift = 0.06 dB
Peak SAR (extrapolated) = 2.17 W/kg
**SAR(1 g) = 1.15 W/kg; SAR(10 g) = 0.616 W/kg**
Maximum value of SAR (measured) = 1.79 W/kg

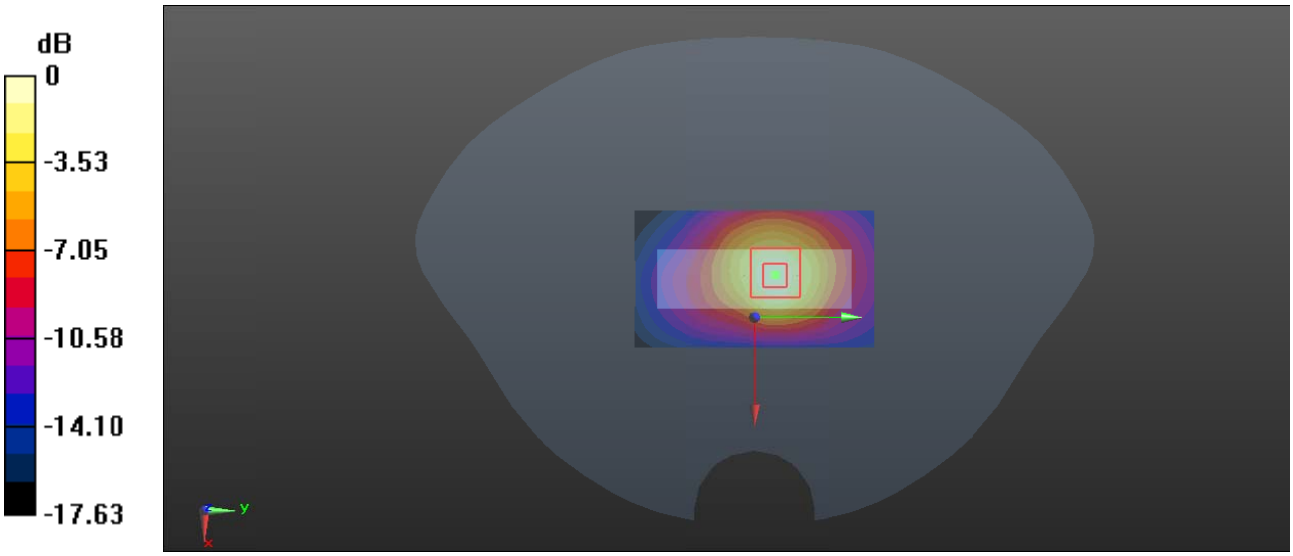


0 dB = 1.79 W/kg = 2.53 dBW/kg

**Test Plot 136#: LTE Band 4_Body Right_50%RB_Middle**

**DUT: Mobile WiFi; Type: UZ-211-1; Serial: RBJ190927050-SA-S1**

Communication System: Generic FDD-LTE; Frequency: 1732.5 MHz;Duty Cycle: 1:1
Medium parameters used: f = 1732.5 MHz; $\sigma$ = 1.34 S/m; $\varepsilon_r$ = 41.254; $\rho$ = 1000 kg/m$^3$ ;
Phantom section: Flat Section

DASY5 Configuration:

- Probe: EX3DV4 - SN7329; ConvF(8.39, 8.39, 8.39) @1732.5 MHz; Calibrated: 2019/10/22;
- Sensor-Surface: 1.4mm (Mechanical Surface Detection)
- Electronics: DAE4 Sn772;Calibrated: 2019/10/6
- Phantom: Twin SAM; Type: Twin SAM V5.0; Serial: TP:1412
- Measurement SW: DASY52, Version 52.10 (2); SEMCAD X Version 14.6.12 (7470)

**Area Scan (41x71x1):**Interpolated grid: dx=1.500 mm, dy=1.500 mm
Maximum value of SAR (interpolated) = 2.12 W/kg

**Zoom Scan (6x6x7)/Cube 0:**Measurement grid: dx=8mm, dy=8mm, dz=5mm
Reference Value = 31.12 V/m; Power Drift = -0.15 dB
Peak SAR (extrapolated) = 2.67 W/kg
**SAR(1 g) = 1.18 W/kg; SAR(10 g) = 0.546 W/kg**
Maximum value of SAR (measured) = 1.73 W/kg

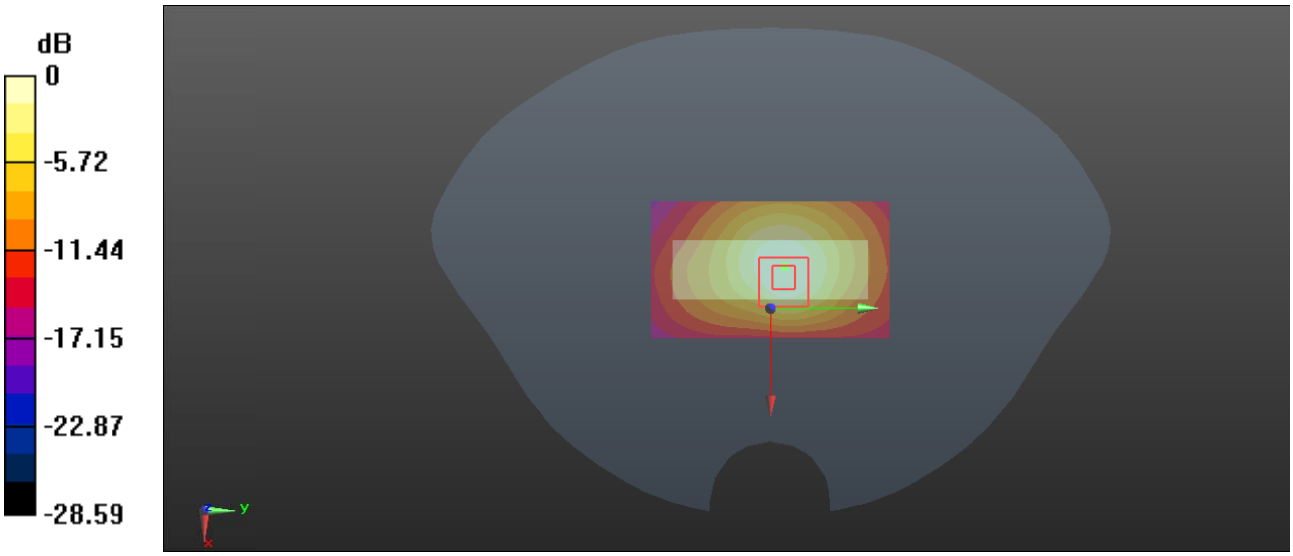


0 dB = 1.73 W/kg = 2.38 dBW/kg

**Test Plot 137#: LTE Band 4_Body Right_50%RB_High**

**DUT: Mobile WiFi; Type: UZ-211-1; Serial: RBJ190927050-SA-S1**

Communication System: Generic FDD-LTE; Frequency: 1745 MHz;Duty Cycle: 1:1
Medium parameters used: f = 1745 MHz; $\sigma$ = 1.359 S/m; $\varepsilon_r$ = 41.144; $\rho$ = 1000 kg/m$^3$ ;
Phantom section: Flat Section

DASY5 Configuration:

- Probe: EX3DV4 - SN7329; ConvF(8.39, 8.39, 8.39) @1745 MHz; Calibrated: 2019/10/22;
- Sensor-Surface: 1.4mm (Mechanical Surface Detection)
- Electronics: DAE4 Sn772;Calibrated: 2019/10/6
- Phantom: Twin SAM; Type: Twin SAM V5.0; Serial: TP:1412
- Measurement SW: DASY52, Version 52.10 (2); SEMCAD X Version 14.6.12 (7470)

**Area Scan (41x71x1):**Interpolated grid: dx=1.500 mm, dy=1.500 mm
Maximum value of SAR (interpolated) = 2.00 W/kg

**Zoom Scan (5x5x7)/Cube 0:**Measurement grid: dx=8mm, dy=8mm, dz=5mm
Reference Value = 28.99 V/m; Power Drift = 0.08 dB
Peak SAR (extrapolated) = 2.40 W/kg
**SAR(1 g) = 1.27 W/kg; SAR(10 g) = 0.682 W/kg**
Maximum value of SAR (measured) = 1.97 W/kg

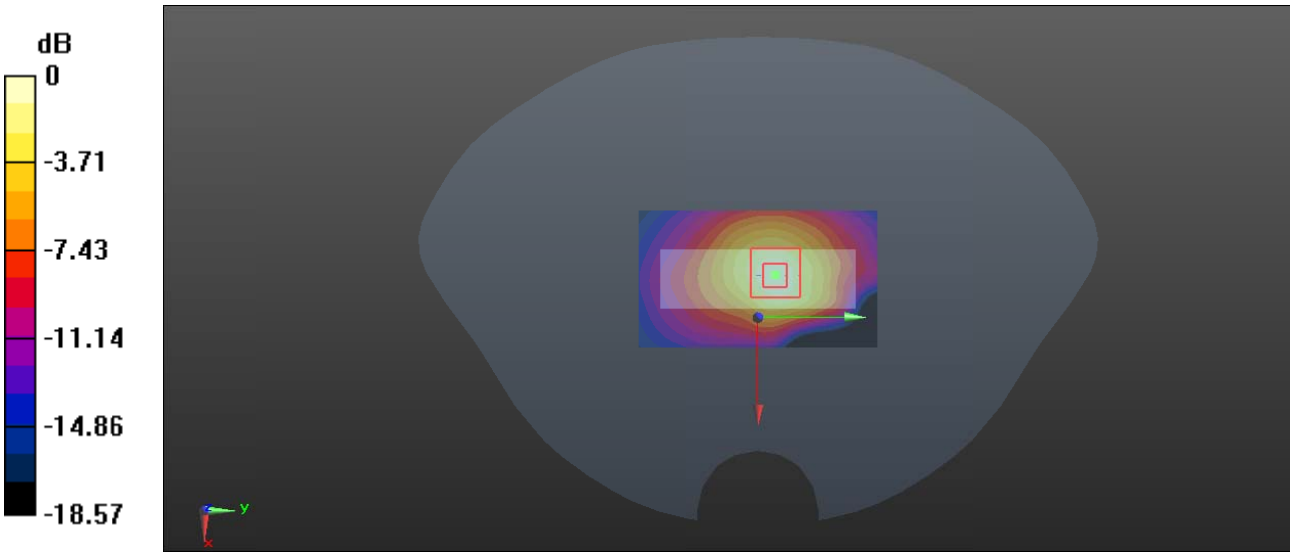


0 dB = 1.97 W/kg = 2.94 dBW/kg

**Test Plot 138#: LTE Band 4_Body Right_100%RB_Low**

**DUT: Mobile WiFi; Type: UZ-211-1; Serial: RBJ190927050-SA-S1**

Communication System: Generic FDD-LTE; Frequency: 1720 MHz;Duty Cycle: 1:1
Medium parameters used: f = 1720 MHz; $\sigma$ = 1.327 S/m; $\varepsilon_r$ = 41.359; $\rho$ = 1000 kg/m$^3$ ;
Phantom section: Flat Section

DASY5 Configuration:

- Probe: EX3DV4 - SN7329; ConvF(8.39, 8.39, 8.39) @1720 MHz; Calibrated: 2019/10/22;
- Sensor-Surface: 1.4mm (Mechanical Surface Detection)
- Electronics: DAE4 Sn772;Calibrated: 2019/10/6
- Phantom: Twin SAM; Type: Twin SAM V5.0; Serial: TP:1412
- Measurement SW: DASY52, Version 52.10 (2); SEMCAD X Version 14.6.12 (7470)

**Area Scan (41x71x1):**Interpolated grid: dx=1.500 mm, dy=1.500 mm
Maximum value of SAR (interpolated) = 1.87 W/kg

**Zoom Scan (5x5x7)/Cube 0:**Measurement grid: dx=8mm, dy=8mm, dz=5mm
Reference Value = 25.70 V/m; Power Drift = 0.18 dB
Peak SAR (extrapolated) = 2.25 W/kg
**SAR(1 g) = 1.19 W/kg; SAR(10 g) = 0.633 W/kg**
Maximum value of SAR (measured) = 1.86 W/kg

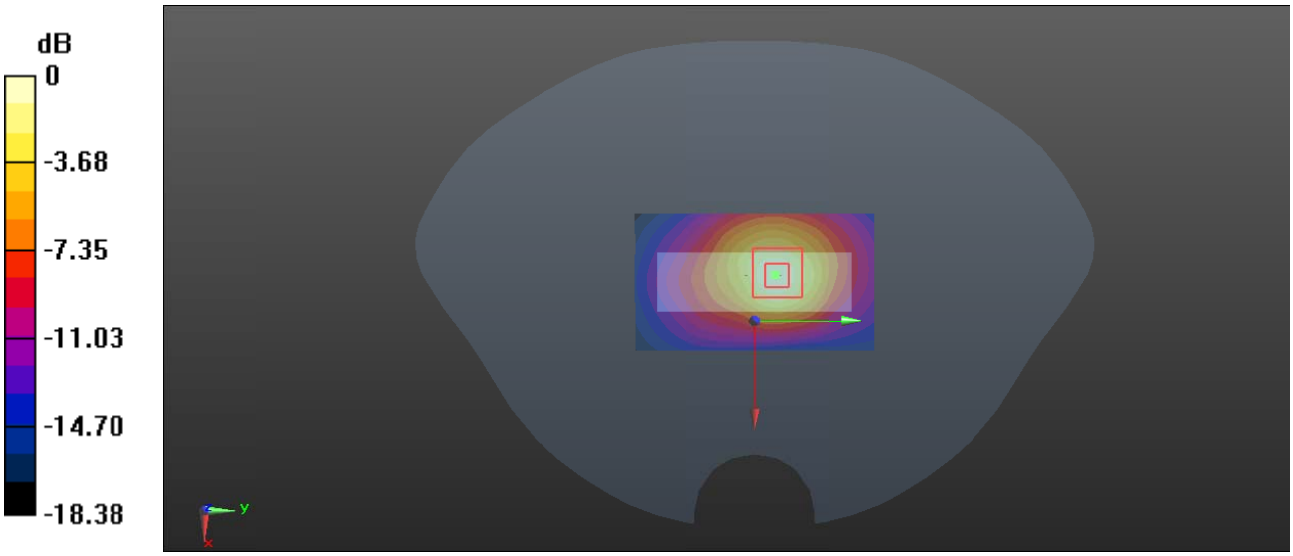


0 dB = 1.86 W/kg = 2.70 dBW/kg

**Test Plot 139#: LTE Band 4_Body Top_1RB_Middle**

**DUT: Mobile WiFi; Type: UZ-211-1; Serial: RBJ190927050-SA-S1**

Communication System: Generic FDD-LTE; Frequency: 1732.5 MHz;Duty Cycle: 1:1
Medium parameters used: f = 1732.5 MHz; $\sigma$ = 1.34 S/m; $\varepsilon_r$ = 41.254; $\rho$ = 1000 kg/m$^3$ ;
Phantom section: Flat Section

DASY5 Configuration:

- Probe: EX3DV4 - SN7329; ConvF(8.39, 8.39, 8.39) @1732.5 MHz; Calibrated: 2019/10/22;
- Sensor-Surface: 1.4mm (Mechanical Surface Detection)
- Electronics: DAE4 Sn772;Calibrated: 2019/10/6
- Phantom: Twin SAM; Type: Twin SAM V5.0; Serial: TP:1412
- Measurement SW: DASY52, Version 52.10 (2); SEMCAD X Version 14.6.12 (7470)

**Area Scan (41x71x1):**Interpolated grid: dx=1.500 mm, dy=1.500 mm
Maximum value of SAR (interpolated) = 0.709 W/kg

**Zoom Scan (5x5x7)/Cube 0:**Measurement grid: dx=8mm, dy=8mm, dz=5mm
Reference Value = 17.46 V/m; Power Drift = -0.10 dB
Peak SAR (extrapolated) = 0.736 W/kg
**SAR(1 g) = 0.455 W/kg; SAR(10 g) = 0.277 W/kg**
Maximum value of SAR (measured) = 0.636 W/kg

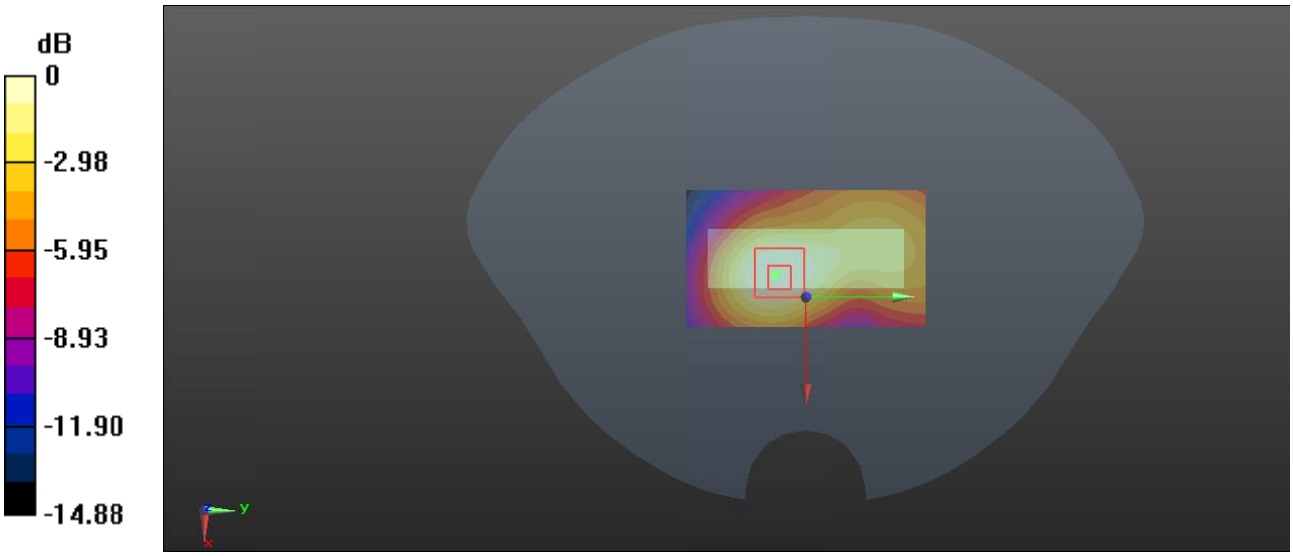


0 dB = 0.636 W/kg = -1.97 dBW/kg

**Test Plot 140#: LTE Band 4_Body Top_50%RB_Middle**

**DUT: Mobile WiFi; Type: UZ-211-1; Serial: RBJ190927050-SA-S1**

Communication System: Generic FDD-LTE; Frequency: 1732.5 MHz;Duty Cycle: 1:1
Medium parameters used: f = 1732.5 MHz; $\sigma$ = 1.34 S/m; $\varepsilon_r$ = 41.254; $\rho$ = 1000 kg/m$^3$ ;
Phantom section: Flat Section

DASY5 Configuration:

- Probe: EX3DV4 - SN7329; ConvF(8.39, 8.39, 8.39) @1732.5 MHz; Calibrated: 2019/10/22;
- Sensor-Surface: 1.4mm (Mechanical Surface Detection)
- Electronics: DAE4 Sn772;Calibrated: 2019/10/6
- Phantom: Twin SAM; Type: Twin SAM V5.0; Serial: TP:1412
- Measurement SW: DASY52, Version 52.10 (2); SEMCAD X Version 14.6.12 (7470)

**Area Scan (41x71x1):**Interpolated grid: dx=1.500 mm, dy=1.500 mm
Maximum value of SAR (interpolated) = 0.511 W/kg

**Zoom Scan (5x5x7)/Cube 0:**Measurement grid: dx=8mm, dy=8mm, dz=5mm
Reference Value = 14.95 V/m; Power Drift = -0.15 dB
Peak SAR (extrapolated) = 0.601 W/kg
**SAR(1 g) = 0.365 W/kg; SAR(10 g) = 0.220 W/kg**
Maximum value of SAR (measured) = 0.519 W/kg

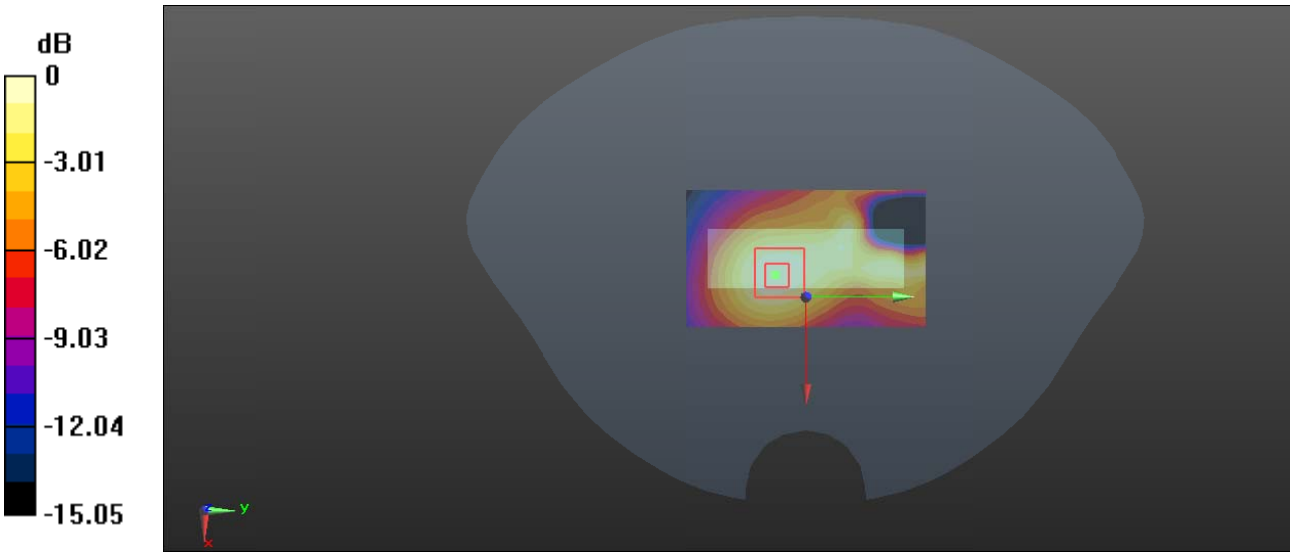


0 dB = 0.519 W/kg = -2.85 dBW/kg

**Test Plot 141#: LTE Band 5_Body Back_1RB_Middle**

**DUT: Mobile WiFi; Type: UZ-211-1; Serial: RBJ190927050-SA-S1**

Communication System: Generic FDD-LTE; Frequency: 836.5 MHz;Duty Cycle: 1:1
Medium parameters used: f = 836.5 MHz; $\sigma$ = 0.905 S/m; $\varepsilon_r$ = 40.819; $\rho$ = 1000 kg/m$^3$ ;
Phantom section: Flat Section

DASY5 Configuration:

- Probe: EX3DV4 - SN7329; ConvF(9.97, 9.97, 9.97) @836.5 MHz; Calibrated: 2019/10/22;
- Sensor-Surface: 1.4mm (Mechanical Surface Detection)
- Electronics: DAE4 Sn772;Calibrated: 2019/10/6
- Phantom: Twin SAM; Type: Twin SAM V5.0; Serial: TP:1412
- Measurement SW: DASY52, Version 52.10 (2); SEMCAD X Version 14.6.12 (7470)

**Area Scan (71x71x1):**Interpolated grid: dx=1.500 mm, dy=1.500 mm
Maximum value of SAR (interpolated) = 0.568 W/kg

**Zoom Scan (8x6x7)/Cube 0:**Measurement grid: dx=8mm, dy=8mm, dz=5mm
Reference Value = 0.4840 V/m; Power Drift = -0.03 dB
Peak SAR (extrapolated) = 0.713 W/kg
**SAR(1 g) = 0.518 W/kg; SAR(10 g) = 0.369 W/kg**
Maximum value of SAR (measured) = 0.545 W/kg

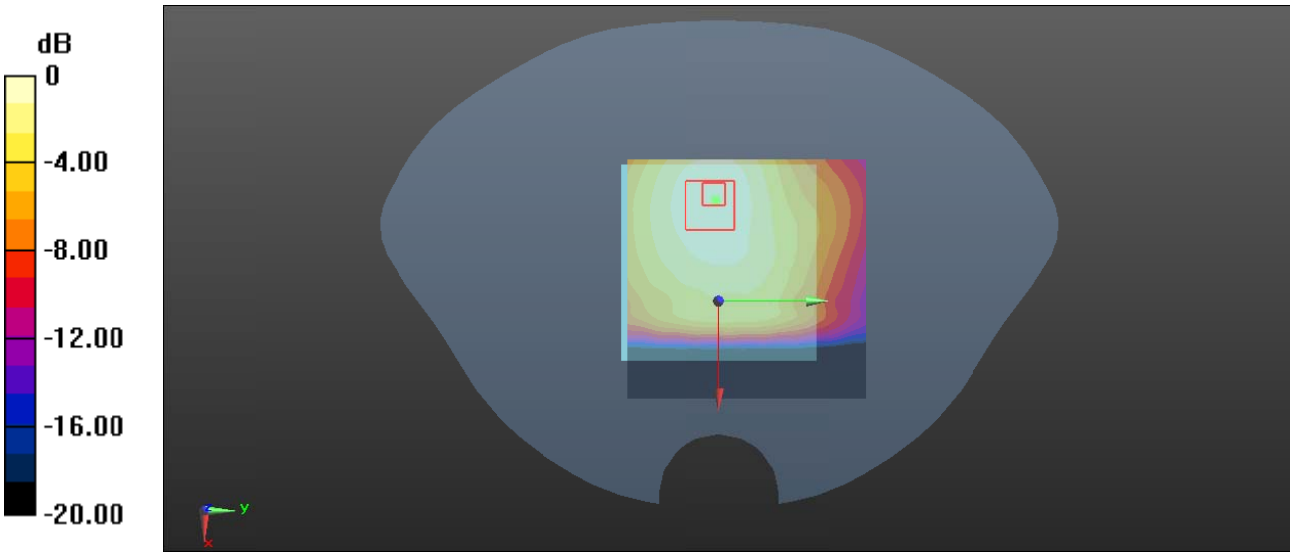


0 dB = 0.545 W/kg = -2.64 dBW/kg

**Test Plot 142#: LTE Band 5_Body Back_50%RB_Middle**

**DUT: Mobile WiFi; Type: UZ-211-1; Serial: RBJ190927050-SA-S1**

Communication System: Generic FDD-LTE; Frequency: 836.5 MHz;Duty Cycle: 1:1
Medium parameters used: f = 836.5 MHz; $\sigma$ = 0.905 S/m; $\varepsilon_r$ = 40.819; $\rho$ = 1000 kg/m$^3$ ;
Phantom section: Flat Section

DASY5 Configuration:

- Probe: EX3DV4 - SN7329; ConvF(9.97, 9.97, 9.97) @836.5 MHz; Calibrated: 2019/10/22;
- Sensor-Surface: 1.4mm (Mechanical Surface Detection)
- Electronics: DAE4 Sn772;Calibrated: 2019/10/6
- Phantom: Twin SAM; Type: Twin SAM V5.0; Serial: TP:1412
- Measurement SW: DASY52, Version 52.10 (2); SEMCAD X Version 14.6.12 (7470)

**Area Scan (71x71x1):**Interpolated grid: dx=1.500 mm, dy=1.500 mm
Maximum value of SAR (interpolated) = 0.403 W/kg

**Zoom Scan (8x6x7)/Cube 0:**Measurement grid: dx=8mm, dy=8mm, dz=5mm
Reference Value = 18.00 V/m; Power Drift = -0.17 dB
Peak SAR (extrapolated) = 0.582 W/kg
**SAR(1 g) = 0.376 W/kg; SAR(10 g) = 0.269 W/kg**
Maximum value of SAR (measured) = 0.397 W/kg

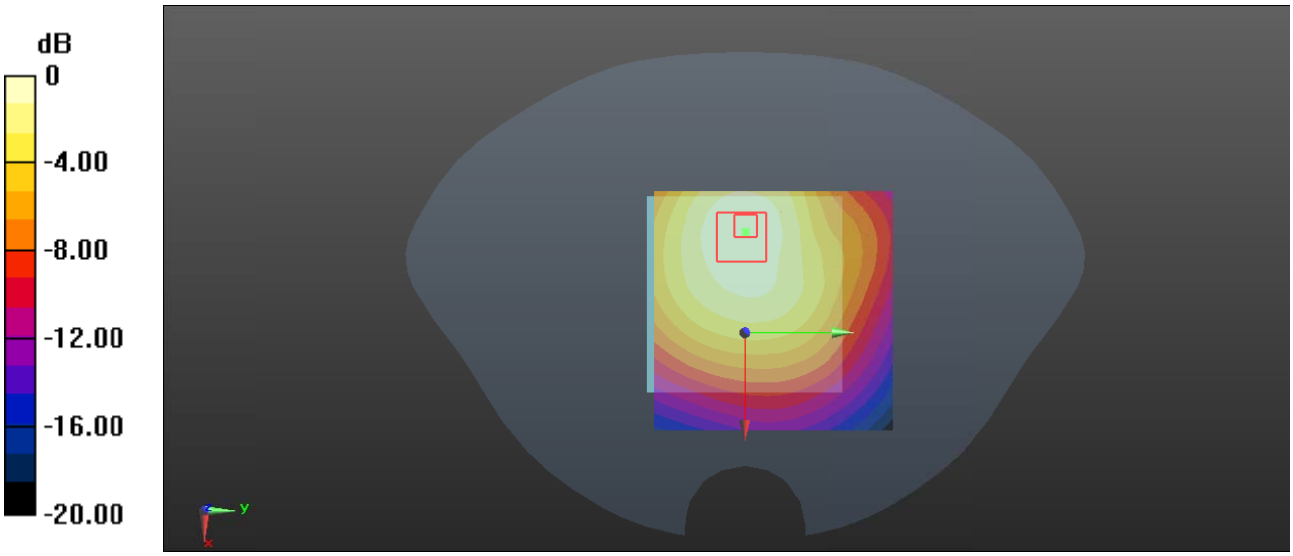


0 dB = 0.397 W/kg = -4.01 dBW/kg

**Test Plot 143#: LTE Band 5_Body Front_1RB_Middle**

**DUT: Mobile WiFi; Type: UZ-211-1; Serial: RBJ190927050-SA-S1**

Communication System: Generic FDD-LTE; Frequency: 836.5 MHz;Duty Cycle: 1:1
Medium parameters used: f = 836.5 MHz; $\sigma$ = 0.905 S/m; $\varepsilon_r$ = 40.819; $\rho$ = 1000 kg/m$^3$ ;
Phantom section: Flat Section

DASY5 Configuration:

- Probe: EX3DV4 - SN7329; ConvF(9.97, 9.97, 9.97) @836.5 MHz; Calibrated: 2019/10/22;
- Sensor-Surface: 1.4mm (Mechanical Surface Detection)
- Electronics: DAE4 Sn772;Calibrated: 2019/10/6
- Phantom: Twin SAM; Type: Twin SAM V5.0; Serial: TP:1412
- Measurement SW: DASY52, Version 52.10 (2); SEMCAD X Version 14.6.12 (7470)

**Area Scan (71x71x1):**Interpolated grid: dx=1.500 mm, dy=1.500 mm
Maximum value of SAR (interpolated) = 0.328 W/kg

**Zoom Scan (5x5x7)/Cube 0:**Measurement grid: dx=8mm, dy=8mm, dz=5mm
Reference Value = 17.87 V/m; Power Drift = -0.10 dB
Peak SAR (extrapolated) = 0.410 W/kg
**SAR(1 g) = 0.309 W/kg; SAR(10 g) = 0.221 W/kg**
Maximum value of SAR (measured) = 0.337 W/kg

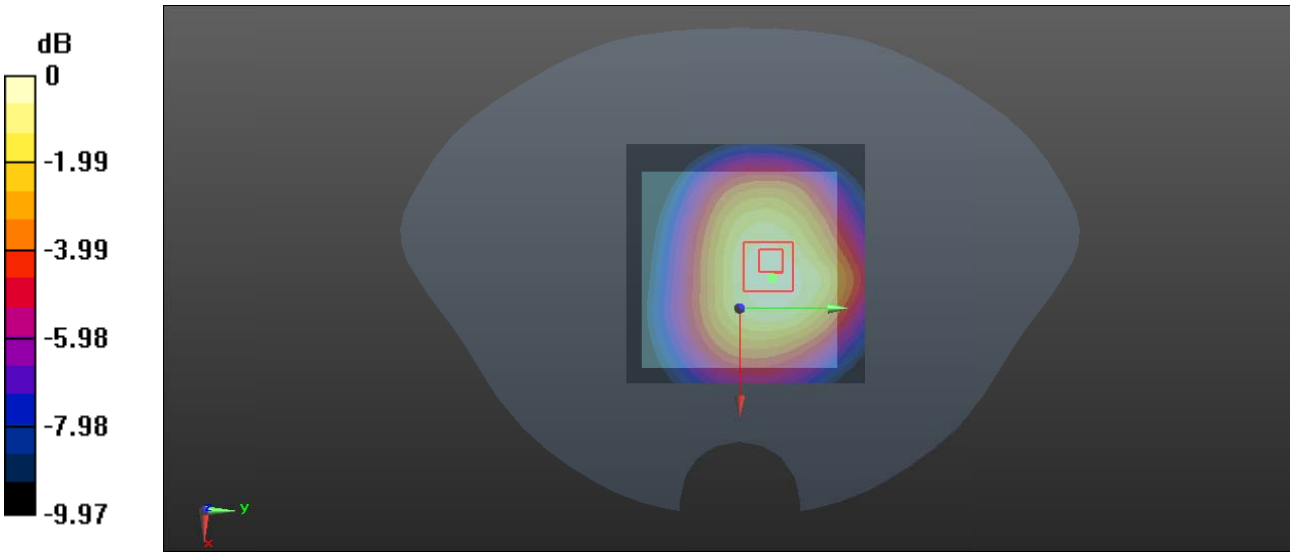


0 dB = 0.337 W/kg = -4.72 dBW/kg

**Test Plot 144#: LTE Band 5_Body Front_50%RB_Middle**

**DUT: Mobile WiFi; Type: UZ-211-1; Serial: RBJ190927050-SA-S1**

Communication System: Generic FDD-LTE; Frequency: 836.5 MHz;Duty Cycle: 1:1
Medium parameters used: f = 836.5 MHz; $\sigma$ = 0.905 S/m; $\varepsilon_r$ = 40.819; $\rho$ = 1000 kg/m$^3$ ;
Phantom section: Flat Section

DASY5 Configuration:

- Probe: EX3DV4 - SN7329; ConvF(9.97, 9.97, 9.97) @836.5 MHz; Calibrated: 2019/10/22;
- Sensor-Surface: 1.4mm (Mechanical Surface Detection)
- Electronics: DAE4 Sn772;Calibrated: 2019/10/6
- Phantom: Twin SAM; Type: Twin SAM V5.0; Serial: TP:1412
- Measurement SW: DASY52, Version 52.10 (2); SEMCAD X Version 14.6.12 (7470)

**Area Scan (71x71x1):**Interpolated grid: dx=1.500 mm, dy=1.500 mm
Maximum value of SAR (interpolated) = 0.278 W/kg

**Zoom Scan (5x5x7)/Cube 0:**Measurement grid: dx=8mm, dy=8mm, dz=5mm
Reference Value = 16.95 V/m; Power Drift = -0.15 dB
Peak SAR (extrapolated) = 0.338 W/kg
**SAR(1 g) = 0.247 W/kg; SAR(10 g) = 0.169 W/kg**
Maximum value of SAR (measured) = 0.268 W/kg

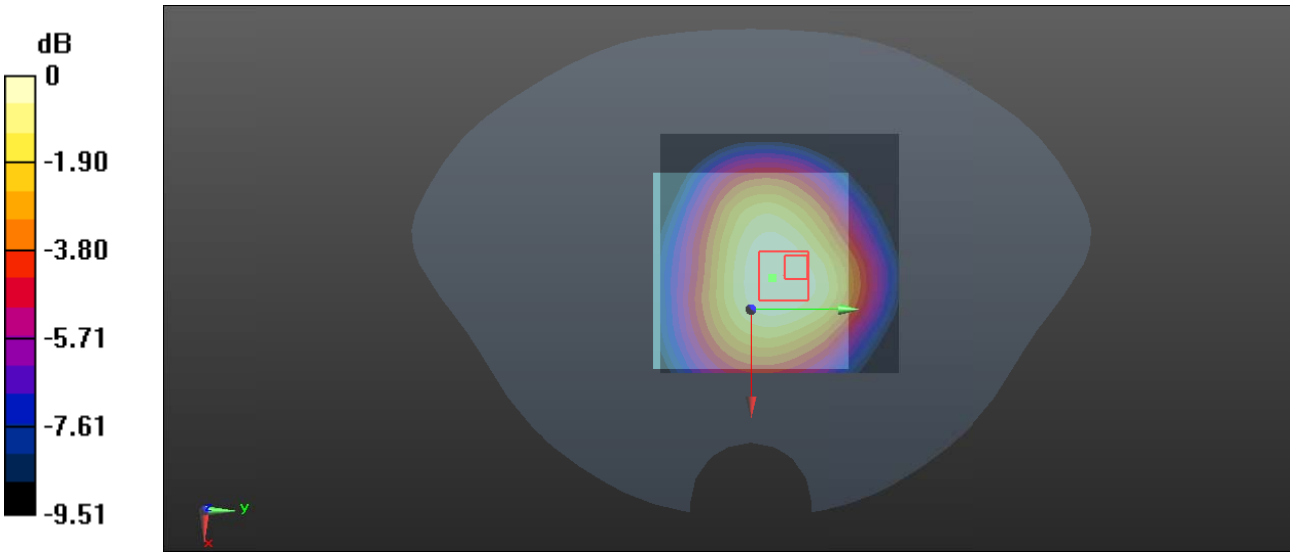


0 dB = 0.268 W/kg = -5.72 dBW/kg

**Test Plot 145#: LTE Band 5_Body Right_1RB_Middle**

**DUT: Mobile WiFi; Type: UZ-211-1; Serial: RBJ190927050-SA-S1**

Communication System: Generic FDD-LTE; Frequency: 836.5 MHz;Duty Cycle: 1:1
Medium parameters used: f = 836.5 MHz; $\sigma$ = 0.905 S/m; $\varepsilon_r$ = 40.819; $\rho$ = 1000 kg/m$^3$ ;
Phantom section: Flat Section

DASY5 Configuration:

- Probe: EX3DV4 - SN7329; ConvF(9.97, 9.97, 9.97) @836.5 MHz; Calibrated: 2019/10/22;
- Sensor-Surface: 1.4mm (Mechanical Surface Detection)
- Electronics: DAE4 Sn772;Calibrated: 2019/10/6
- Phantom: Twin SAM; Type: Twin SAM V5.0; Serial: TP:1412
- Measurement SW: DASY52, Version 52.10 (2); SEMCAD X Version 14.6.12 (7470)

**Area Scan (61x81x1):**Interpolated grid: dx=1.500 mm, dy=1.500 mm
Maximum value of SAR (interpolated) = 0.0648 W/kg

**Zoom Scan (5x5x7)/Cube 0:**Measurement grid: dx=8mm, dy=8mm, dz=5mm
Reference Value = 7.320 V/m; Power Drift = -0.18 dB
Peak SAR (extrapolated) = 0.0920 W/kg
**SAR(1 g) = 0.066 W/kg; SAR(10 g) = 0.046 W/kg**
Maximum value of SAR (measured) = 0.0700 W/kg

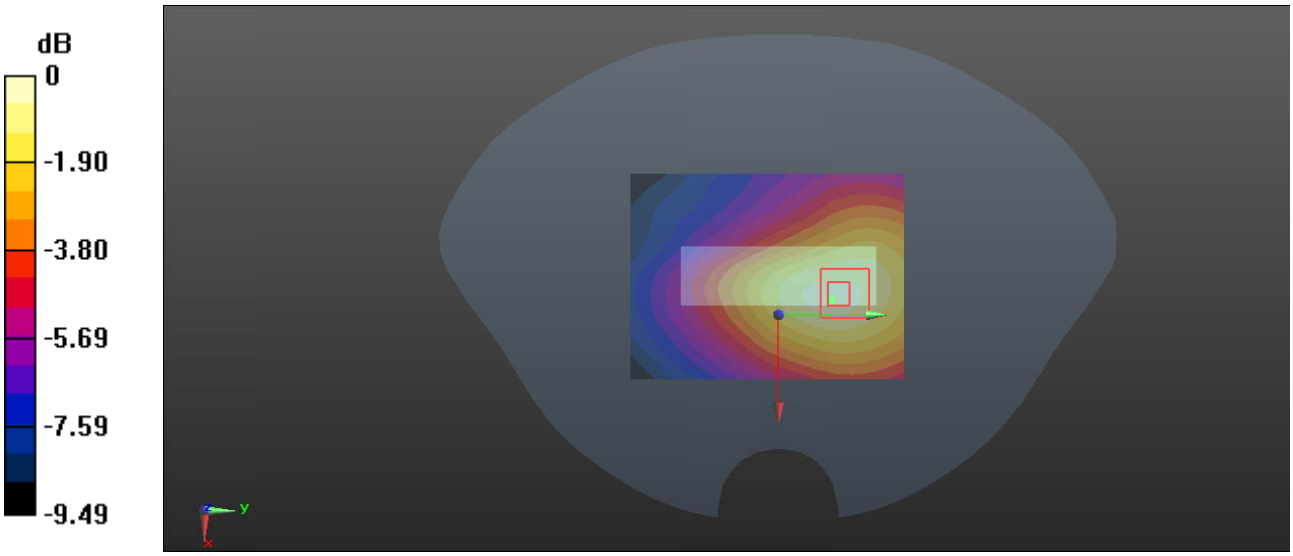


0 dB = 0.0700 W/kg = -11.55 dBW/kg

**Test Plot 146#: LTE Band 5_Body Right_50%RB_Middle**

**DUT: Mobile WiFi; Type: UZ-211-1; Serial: RBJ190927050-SA-S1**

Communication System: Generic FDD-LTE; Frequency: 836.5 MHz;Duty Cycle: 1:1
Medium parameters used: f = 836.5 MHz; $\sigma$ = 0.905 S/m; $\varepsilon_r$ = 40.819; $\rho$ = 1000 kg/m$^3$ ;
Phantom section: Flat Section

DASY5 Configuration:

- Probe: EX3DV4 - SN7329; ConvF(9.97, 9.97, 9.97) @836.5 MHz; Calibrated: 2019/10/22;
- Sensor-Surface: 1.4mm (Mechanical Surface Detection)
- Electronics: DAE4 Sn772;Calibrated: 2019/10/6
- Phantom: Twin SAM; Type: Twin SAM V5.0; Serial: TP:1412
- Measurement SW: DASY52, Version 52.10 (2); SEMCAD X Version 14.6.12 (7470)

**Area Scan (61x81x1):**Interpolated grid: dx=1.500 mm, dy=1.500 mm
Maximum value of SAR (interpolated) = 0.0428 W/kg

**Zoom Scan (5x5x7)/Cube 0:**Measurement grid: dx=8mm, dy=8mm, dz=5mm
Reference Value = 5.880 V/m; Power Drift = 0.08 dB
Peak SAR (extrapolated) = 0.0580 W/kg
**SAR(1 g) = 0.041 W/kg; SAR(10 g) = 0.029 W/kg**
Maximum value of SAR (measured) = 0.0432 W/kg

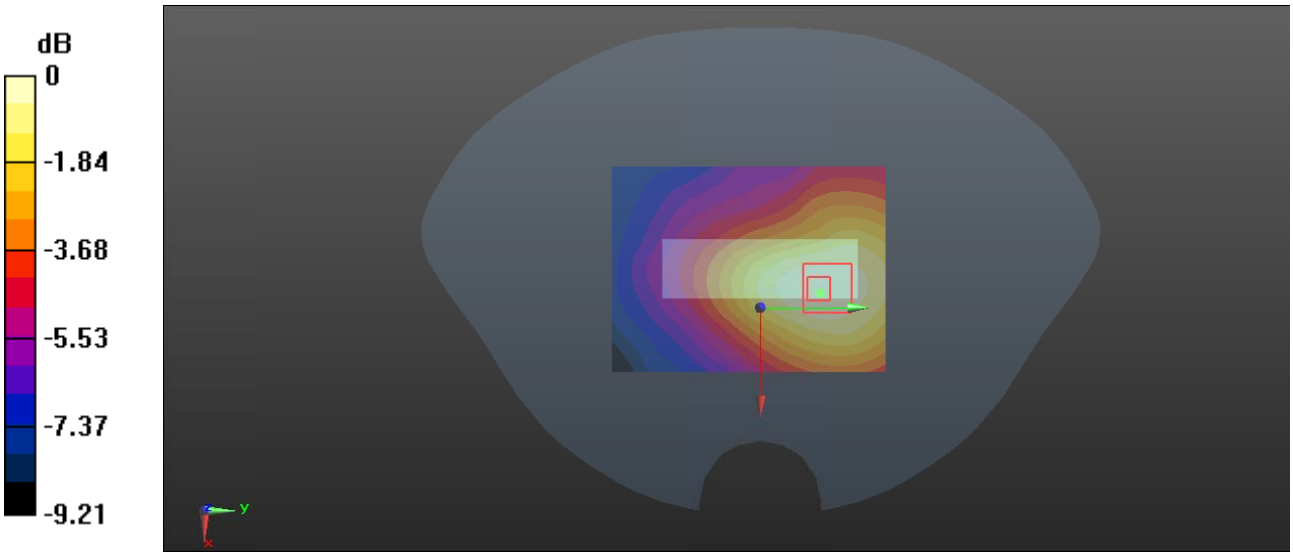


0 dB = 0.0432 W/kg = -13.65 dBW/kg

**Test Plot 147#: LTE Band 5_Body Top_1RB_Middle**

**DUT: Mobile WiFi; Type: UZ-211-1; Serial: RBJ190927050-SA-S1**

Communication System: Generic FDD-LTE; Frequency: 836.5 MHz;Duty Cycle: 1:1
Medium parameters used: f = 836.5 MHz; $\sigma$ = 0.905 S/m; $\varepsilon_r$ = 40.819; $\rho$ = 1000 kg/m$^3$ ;
Phantom section: Flat Section

DASY5 Configuration:

- Probe: EX3DV4 - SN7329; ConvF(9.97, 9.97, 9.97) @836.5 MHz; Calibrated: 2019/10/22;
- Sensor-Surface: 1.4mm (Mechanical Surface Detection)
- Electronics: DAE4 Sn772;Calibrated: 2019/10/6
- Phantom: Twin SAM; Type: Twin SAM V5.0; Serial: TP:1412
- Measurement SW: DASY52, Version 52.10 (2); SEMCAD X Version 14.6.12 (7470)

**Area Scan (61x81x1):**Interpolated grid: dx=1.500 mm, dy=1.500 mm
Maximum value of SAR (interpolated) = 0.430 W/kg

**Zoom Scan (6x6x7)/Cube 0:**Measurement grid: dx=8mm, dy=8mm, dz=5mm
Reference Value = 20.50 V/m; Power Drift = -0.11 dB
Peak SAR (extrapolated) = 0.619 W/kg
**SAR(1 g) = 0.333 W/kg; SAR(10 g) = 0.204 W/kg**
Maximum value of SAR (measured) = 0.327 W/kg

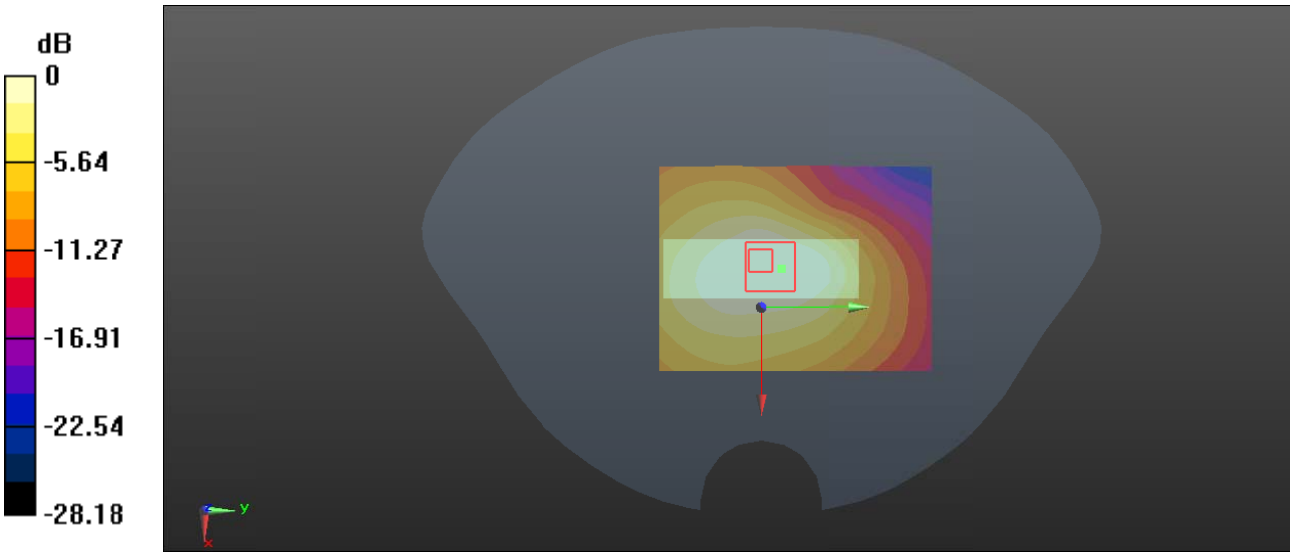


0 dB = 0.327 W/kg = -4.85 dBW/kg

**Test Plot 148#: LTE Band 5_Body Top_50%RB_Middle**

**DUT: Mobile WiFi; Type: UZ-211-1; Serial: RBJ190927050-SA-S1**

Communication System: Generic FDD-LTE; Frequency: 836.5 MHz;Duty Cycle: 1:1
Medium parameters used: f = 836.5 MHz; $\sigma$ = 0.905 S/m; $\varepsilon_r$ = 40.819; $\rho$ = 1000 kg/m$^3$ ;
Phantom section: Flat Section

DASY5 Configuration:

- Probe: EX3DV4 - SN7329; ConvF(9.97, 9.97, 9.97) @836.5 MHz; Calibrated: 2019/10/22;
- Sensor-Surface: 1.4mm (Mechanical Surface Detection)
- Electronics: DAE4 Sn772;Calibrated: 2019/10/6
- Phantom: Twin SAM; Type: Twin SAM V5.0; Serial: TP:1412
- Measurement SW: DASY52, Version 52.10 (2); SEMCAD X Version 14.6.12 (7470)

**Area Scan (61x81x1):**Interpolated grid: dx=1.500 mm, dy=1.500 mm
Maximum value of SAR (interpolated) = 0.295 W/kg

**Zoom Scan (5x6x7)/Cube 0:**Measurement grid: dx=8mm, dy=8mm, dz=5mm
Reference Value = 17.67 V/m; Power Drift = 0.02 dB
Peak SAR (extrapolated) = 0.396 W/kg
**SAR(1 g) = 0.272 W/kg; SAR(10 g) = 0.178 W/kg**
Maximum value of SAR (measured) = 0.289 W/kg

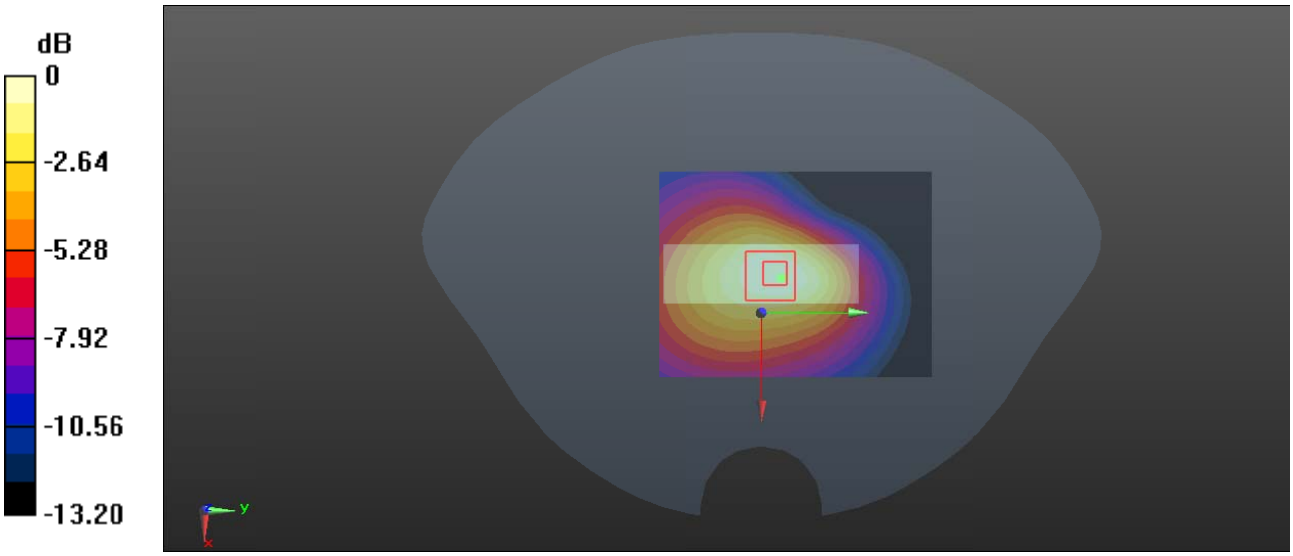


0 dB = 0.289 W/kg = -5.39 dBW/kg

**Test Plot 149#: LTE Band 7_Body Back_1RB_Low**

**DUT: Mobile WiFi; Type: UZ-211-1; Serial: RBJ190927050-SA-S1**

Communication System: Generic FDD-LTE; Frequency: 2510 MHz;Duty Cycle: 1:1
Medium parameters used: f = 2510 MHz; $\sigma$ = 1.924 S/m; $\varepsilon_r$ = 40.07; $\rho$ = 1000 kg/m$^3$ ;
Phantom section: Flat Section

DASY5 Configuration:

- Probe: EX3DV4 - SN7329; ConvF(7.6, 7.6, 7.6) @2510 MHz; Calibrated: 2019/10/22;
- Sensor-Surface: 1.4mm (Mechanical Surface Detection)
- Electronics: DAE4 Sn772;Calibrated: 2019/10/6
- Phantom: Twin SAM; Type: Twin SAM V5.0; Serial: TP:1412
- Measurement SW: DASY52, Version 52.10 (2); SEMCAD X Version 14.6.12 (7470)

**Area Scan (91x91x1):**Interpolated grid: dx=1.200 mm, dy=1.200 mm
Maximum value of SAR (interpolated) = 1.53 W/kg

**Zoom Scan (5x5x7)/Cube 0:**Measurement grid: dx=8mm, dy=8mm, dz=5mm
Reference Value = 2.845 V/m; Power Drift = 0.09 dB
Peak SAR (extrapolated) = 1.89 W/kg
**SAR(1 g) = 0.974 W/kg; SAR(10 g) = 0.484 W/kg**
Maximum value of SAR (measured) = 1.54 W/kg

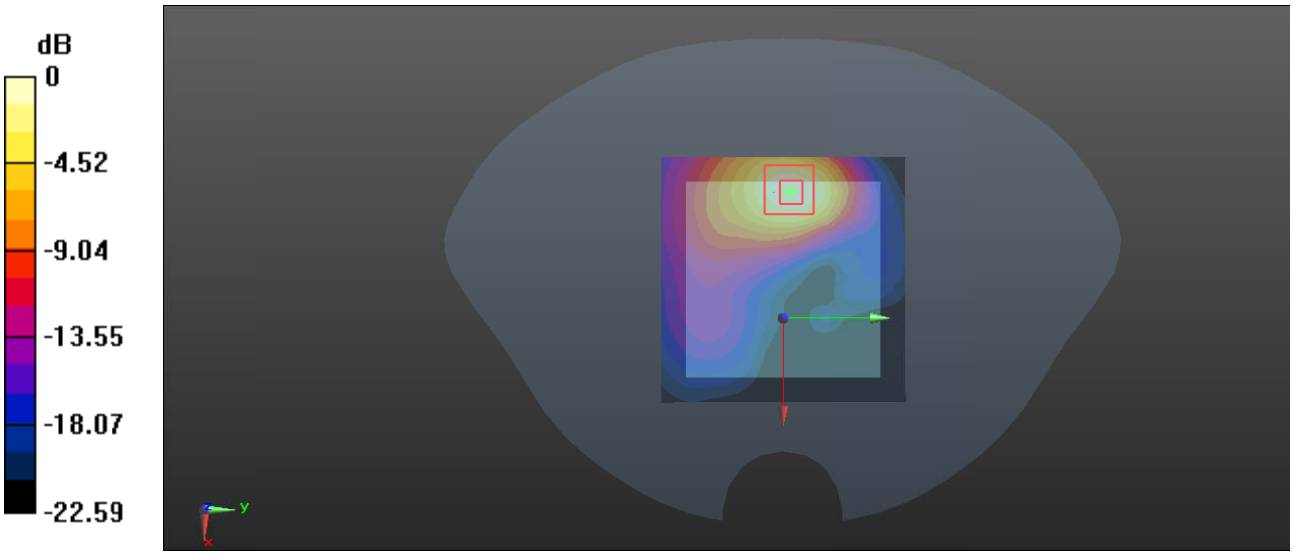


0 dB = 1.54 W/kg = 1.88 dBW/kg

**Test Plot 150#: LTE Band 7_Body Back_1RB_Middle**

**DUT: Mobile WiFi; Type: UZ-211-1; Serial: RBJ190927050-SA-S1**

Communication System: Generic FDD-LTE; Frequency: 2535 MHz;Duty Cycle: 1:1
Medium parameters used: f = 2535 MHz; $\sigma$ = 1.924 S/m; $\varepsilon_r$ = 40.07; $\rho$ = 1000 kg/m$^3$ ;
Phantom section: Flat Section

DASY5 Configuration:

- Probe: EX3DV4 - SN7329; ConvF(7.6, 7.6, 7.6) @2535 MHz; Calibrated: 2019/10/22;
- Sensor-Surface: 1.4mm (Mechanical Surface Detection)
- Electronics: DAE4 Sn772;Calibrated: 2019/10/6
- Phantom: Twin SAM; Type: Twin SAM V5.0; Serial: TP:1412
- Measurement SW: DASY52, Version 52.10 (2); SEMCAD X Version 14.6.12 (7470)

**Area Scan (91x91x1):**Interpolated grid: dx=1.200 mm, dy=1.200 mm
Maximum value of SAR (interpolated) = 1.99 W/kg

**Zoom Scan (5x5x7)/Cube 0:**Measurement grid: dx=8mm, dy=8mm, dz=5mm
Reference Value = 2.464 V/m; Power Drift = -0.04 dB
Peak SAR (extrapolated) = 2.51 W/kg
**SAR(1 g) = 1.29 W/kg; SAR(10 g) = 0.631 W/kg**
Maximum value of SAR (measured) = 2.06 W/kg

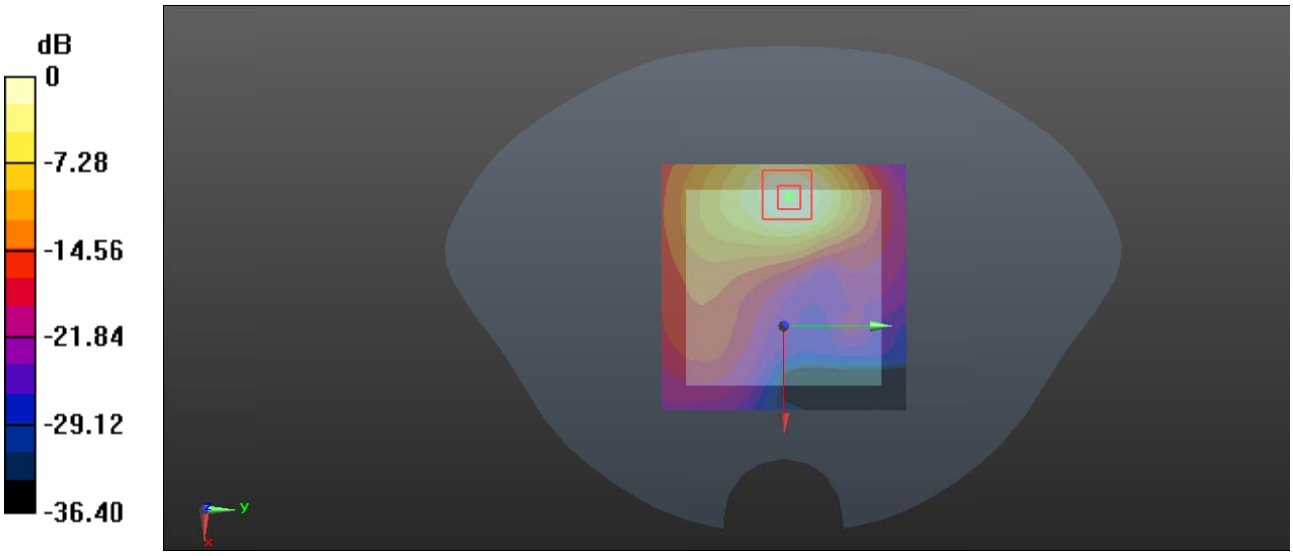


0 dB = 2.06 W/kg = 3.14 dBW/kg

**Test Plot 151#: LTE Band 7_Body Back_1RB_High**

**DUT: Mobile WiFi; Type: UZ-211-1; Serial: RBJ190927050-SA-S1**

Communication System: Generic FDD-LTE; Frequency: 2560 MHz;Duty Cycle: 1:1
Medium parameters used: f = 2560 MHz; $\sigma$ = 1.957 S/m; $\varepsilon_r$ = 39.914; $\rho$ = 1000 kg/m$^3$ ;
Phantom section: Flat Section

DASY5 Configuration:

- Probe: EX3DV4 - SN7329; ConvF(7.42, 7.42, 7.42) @2560 MHz; Calibrated: 2019/10/22;
- Sensor-Surface: 1.4mm (Mechanical Surface Detection)
- Electronics: DAE4 Sn772;Calibrated: 2019/10/6
- Phantom: Twin SAM; Type: Twin SAM V5.0; Serial: TP:1412
- Measurement SW: DASY52, Version 52.10 (2); SEMCAD X Version 14.6.12 (7470)

**Area Scan (101x91x1):**Interpolated grid: dx=1.200 mm, dy=1.200 mm
Maximum value of SAR (interpolated) = 1.89 W/kg

**Zoom Scan (5x5x7)/Cube 0:**Measurement grid: dx=8mm, dy=8mm, dz=5mm
Reference Value = 3.748 V/m; Power Drift = 0.14 dB
Peak SAR (extrapolated) = 2.08 W/kg
**SAR(1 g) = 1.11 W/kg; SAR(10 g) = 0.560 W/kg**
Maximum value of SAR (measured) = 1.70 W/kg

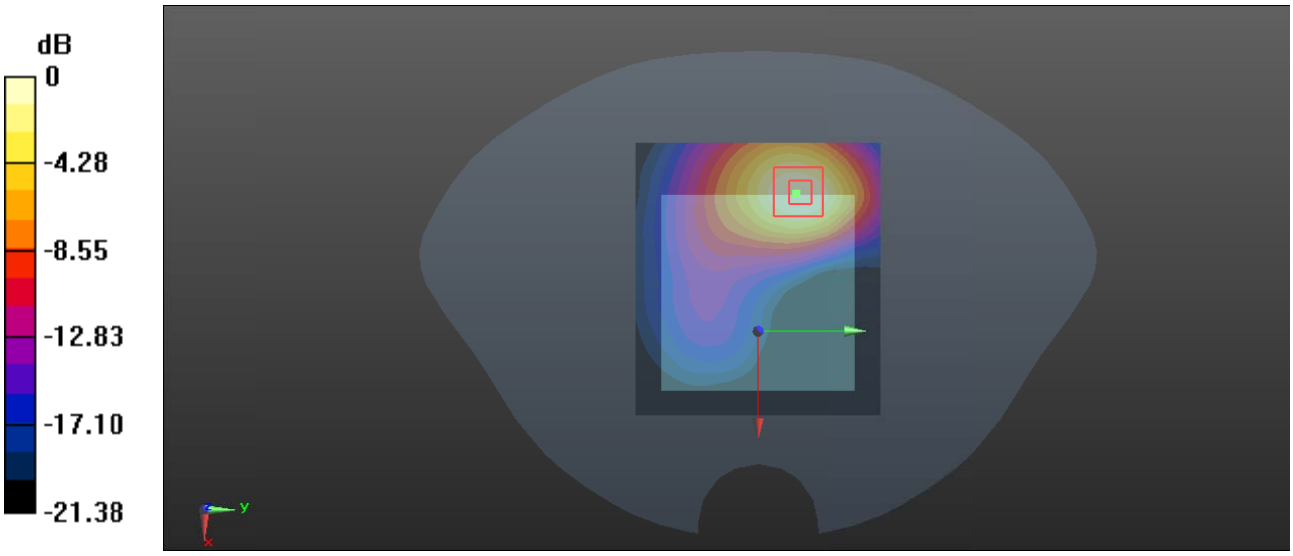


0 dB = 1.70 W/kg = 2.30 dBW/kg

**Test Plot 152#: LTE Band 7_Body Back_50%RB_Low**

**DUT: Mobile WiFi; Type: UZ-211-1; Serial: RBJ190927050-SA-S1**

Communication System: Generic FDD-LTE; Frequency: 2510 MHz;Duty Cycle: 1:1
Medium parameters used: f = 2510 MHz; $\sigma$ = 1.957 S/m; $\varepsilon_r$ = 39.914; $\rho$ = 1000 kg/m$^3$ ;
Phantom section: Flat Section

DASY5 Configuration:

- Probe: EX3DV4 - SN7329; ConvF(7.6, 7.6, 7.6) @2510 MHz; Calibrated: 2019/10/22;
- Sensor-Surface: 1.4mm (Mechanical Surface Detection)
- Electronics: DAE4 Sn772;Calibrated: 2019/10/6
- Phantom: Twin SAM; Type: Twin SAM V5.0; Serial: TP:1412
- Measurement SW: DASY52, Version 52.10 (2); SEMCAD X Version 14.6.12 (7470)

**Area Scan (91x91x1):**Interpolated grid: dx=1.200 mm, dy=1.200 mm
Maximum value of SAR (interpolated) = 1.27 W/kg

**Zoom Scan (5x5x7)/Cube 0:**Measurement grid: dx=8mm, dy=8mm, dz=5mm
Reference Value = 2.392 V/m; Power Drift = 0.05 dB
Peak SAR (extrapolated) = 1.57 W/kg
**SAR(1 g) = 0.793 W/kg; SAR(10 g) = 0.383 W/kg**
Maximum value of SAR (measured) = 1.27 W/kg

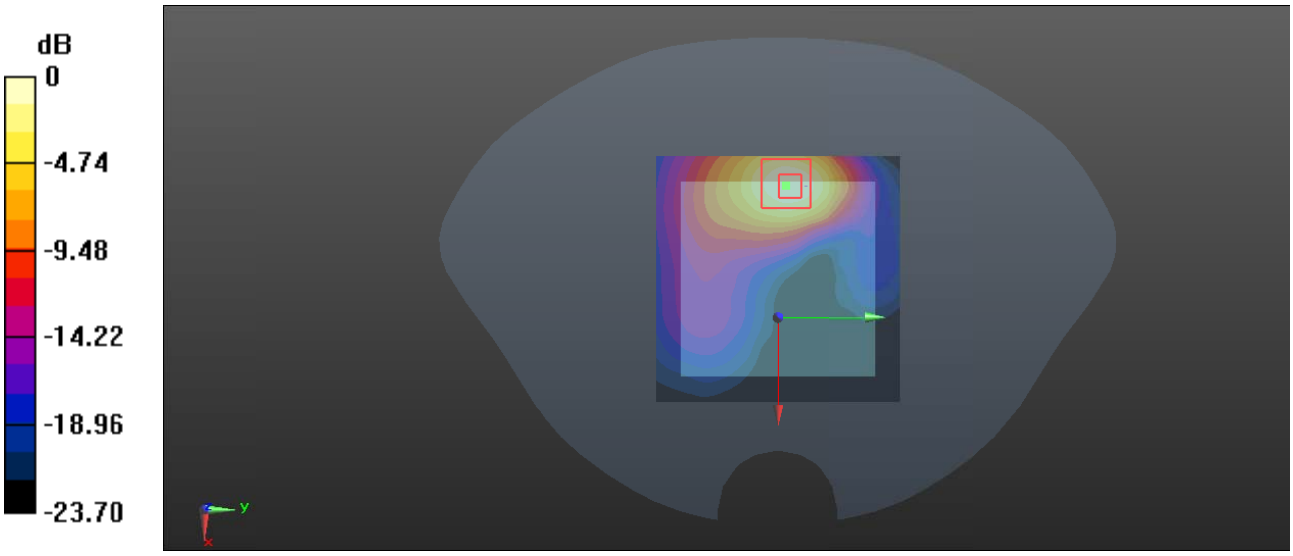


0 dB = 1.27 W/kg = 1.04 dBW/kg

**Test Plot 153#: LTE Band 7_Body Back_50%RB_Middle**

**DUT: Mobile WiFi; Type: UZ-211-1; Serial: RBJ190927050-SA-S1**

Communication System: Generic FDD-LTE; Frequency: 2535 MHz;Duty Cycle: 1:1
Medium parameters used: f = 2535 MHz; $\sigma$ = 1.924 S/m; $\varepsilon_r$ = 40.07; $\rho$ = 1000 kg/m$^3$ ;
Phantom section: Flat Section

DASY5 Configuration:

- Probe: EX3DV4 - SN7329; ConvF(7.6, 7.6, 7.6) @2535 MHz; Calibrated: 2019/10/22;
- Sensor-Surface: 1.4mm (Mechanical Surface Detection)
- Electronics: DAE4 Sn772;Calibrated: 2019/10/6
- Phantom: Twin SAM; Type: Twin SAM V5.0; Serial: TP:1412
- Measurement SW: DASY52, Version 52.10 (2); SEMCAD X Version 14.6.12 (7470)

**Area Scan (91x91x1):**Interpolated grid: dx=1.200 mm, dy=1.200 mm
Maximum value of SAR (interpolated) = 1.73 W/kg

**Zoom Scan (5x5x7)/Cube 0:**Measurement grid: dx=8mm, dy=8mm, dz=5mm
Reference Value = 2.338 V/m; Power Drift = 0.11 dB
Peak SAR (extrapolated) = 2.12 W/kg
**SAR(1 g) = 1.08 W/kg; SAR(10 g) = 0.531 W/kg**
Maximum value of SAR (measured) = 1.73 W/kg

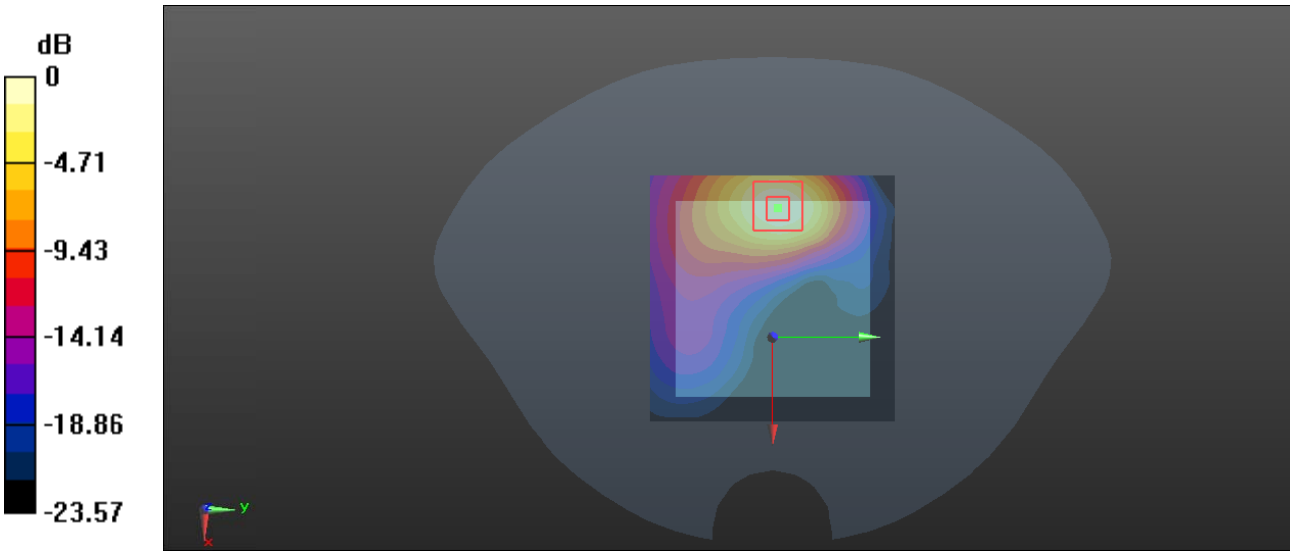


0 dB = 1.73 W/kg = 2.38 dBW/kg

**Test Plot 154#: LTE Band 7_Body Back_50%RB_High**

**DUT: Mobile WiFi; Type: UZ-211-1; Serial: RBJ190927050-SA-S1**

Communication System: Generic FDD-LTE; Frequency: 2560 MHz;Duty Cycle: 1:1
Medium parameters used: f = 2560 MHz; $\sigma$ = 1.957 S/m; $\varepsilon_r$ = 39.914; $\rho$ = 1000 kg/m$^3$ ;
Phantom section: Flat Section

DASY5 Configuration:

- Probe: EX3DV4 - SN7329; ConvF(7.42, 7.42, 7.42) @2560 MHz; Calibrated: 2019/10/22;
- Sensor-Surface: 1.4mm (Mechanical Surface Detection)
- Electronics: DAE4 Sn772;Calibrated: 2019/10/6
- Phantom: Twin SAM; Type: Twin SAM V5.0; Serial: TP:1412
- Measurement SW: DASY52, Version 52.10 (2); SEMCAD X Version 14.6.12 (7470)

**Area Scan (91x91x1):**Interpolated grid: dx=1.200 mm, dy=1.200 mm
Maximum value of SAR (interpolated) = 1.71 W/kg

**Zoom Scan (5x5x7)/Cube 0:**Measurement grid: dx=8mm, dy=8mm, dz=5mm
Reference Value = 3.524 V/m; Power Drift = 0.16 dB
Peak SAR (extrapolated) = 1.88 W/kg
**SAR(1 g) = 0.985 W/kg; SAR(10 g) = 0.497 W/kg**
Maximum value of SAR (measured) = 1.48 W/kg

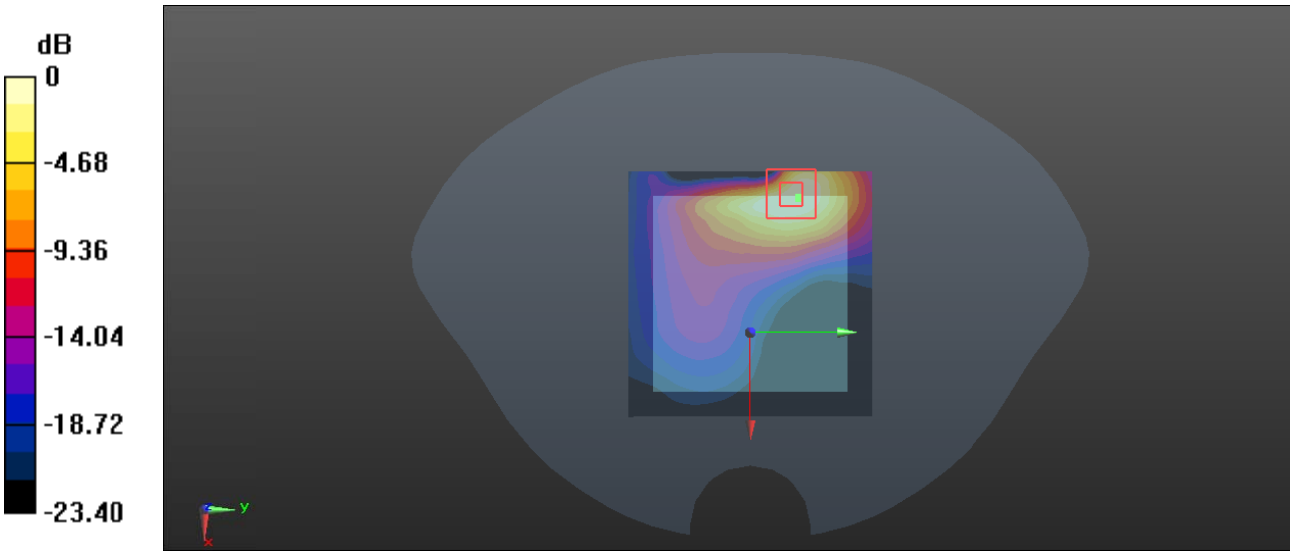


0 dB = 1.48 W/kg = 1.70 dBW/kg

**Test Plot 155#: LTE Band 7_Body Back_100%RB_Middle**

**DUT: Mobile WiFi; Type: UZ-211-1; Serial: RBJ190927050-SA-S1**

Communication System: Generic FDD-LTE; Frequency: 2535 MHz;Duty Cycle: 1:1
Medium parameters used: f = 2535 MHz; $\sigma$ = 1.924 S/m; $\varepsilon_r$ = 40.07; $\rho$ = 1000 kg/m$^3$ ;
Phantom section: Flat Section

DASY5 Configuration:

- Probe: EX3DV4 - SN7329; ConvF(7.6, 7.6, 7.6) @2535 MHz; Calibrated: 2019/10/22;
- Sensor-Surface: 1.4mm (Mechanical Surface Detection)
- Electronics: DAE4 Sn772;Calibrated: 2019/10/6
- Phantom: Twin SAM; Type: Twin SAM V5.0; Serial: TP:1412
- Measurement SW: DASY52, Version 52.10 (2); SEMCAD X Version 14.6.12 (7470)

**Area Scan (91x91x1):**Interpolated grid: dx=1.200 mm, dy=1.200 mm
Maximum value of SAR (interpolated) = 1.75 W/kg

**Zoom Scan (5x5x7)/Cube 0:**Measurement grid: dx=8mm, dy=8mm, dz=5mm
Reference Value = 2.342 V/m; Power Drift = 0.08 dB
Peak SAR (extrapolated) = 2.16 W/kg
**SAR(1 g) = 1.09 W/kg; SAR(10 g) = 0.528 W/kg**
Maximum value of SAR (measured) = 1.75 W/kg

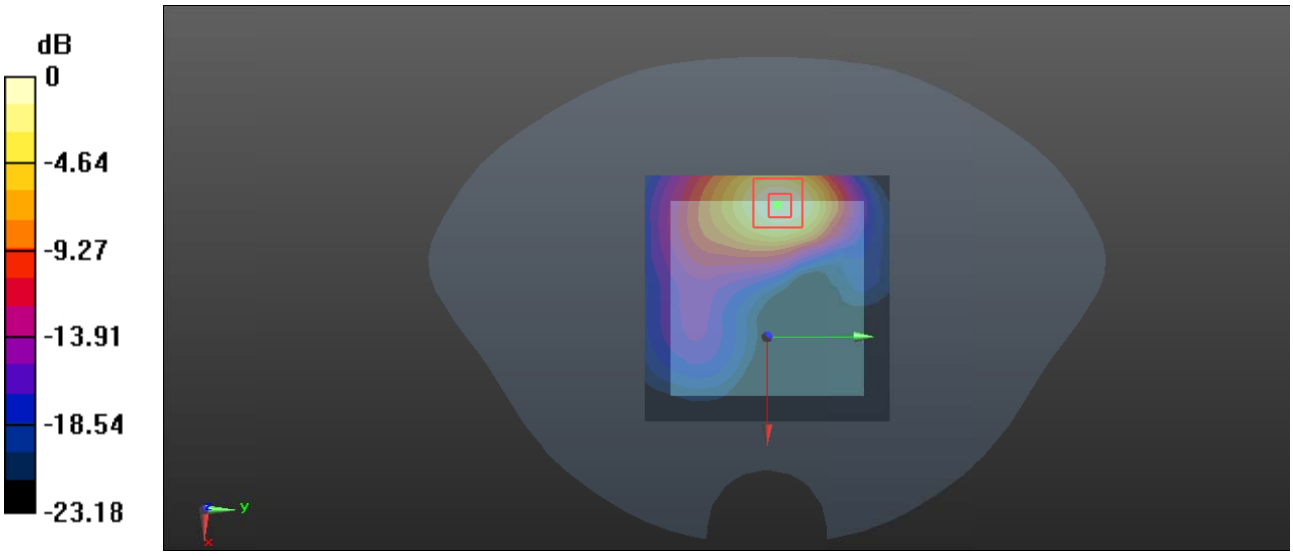


0 dB = 1.75 W/kg = 2.43 dBW/kg

**est Plot 156#: LTE Band 7_Body Front_1RB_Middle**

**DUT: Mobile WiFi; Type: UZ-211-1; Serial: RBJ190927050-SA-S1**

Communication System: Generic FDD-LTE; Frequency: 2535 MHz;Duty Cycle: 1:1
Medium parameters used: f = 2535 MHz; $\sigma$ = 1.924 S/m; $\varepsilon_r$ = 40.07; $\rho$ = 1000 kg/m$^3$ ;
Phantom section: Flat Section

DASY5 Configuration:

- Probe: EX3DV4 - SN7329; ConvF(7.6, 7.6, 7.6) @2535 MHz; Calibrated: 2019/10/22;
- Sensor-Surface: 1.4mm (Mechanical Surface Detection)
- Electronics: DAE4 Sn772;Calibrated: 2019/10/6
- Phantom: Twin SAM; Type: Twin SAM V5.0; Serial: TP:1412
- Measurement SW: DASY52, Version 52.10 (2); SEMCAD X Version 14.6.12 (7470)

**Area Scan (91x101x1):**Interpolated grid: dx=1.200 mm, dy=1.200 mm
Maximum value of SAR (interpolated) = 0.0337 W/kg

**Zoom Scan (5x5x7)/Cube 0:**Measurement grid: dx=8mm, dy=8mm, dz=5mm
Reference Value = 1.558 V/m; Power Drift = 0.12 dB
Peak SAR (extrapolated) = 0.0700 W/kg
**SAR(1 g) = 0.015 W/kg; SAR(10 g) = 0.00546 W/kg**
Maximum value of SAR (measured) = 0.0225 W/kg

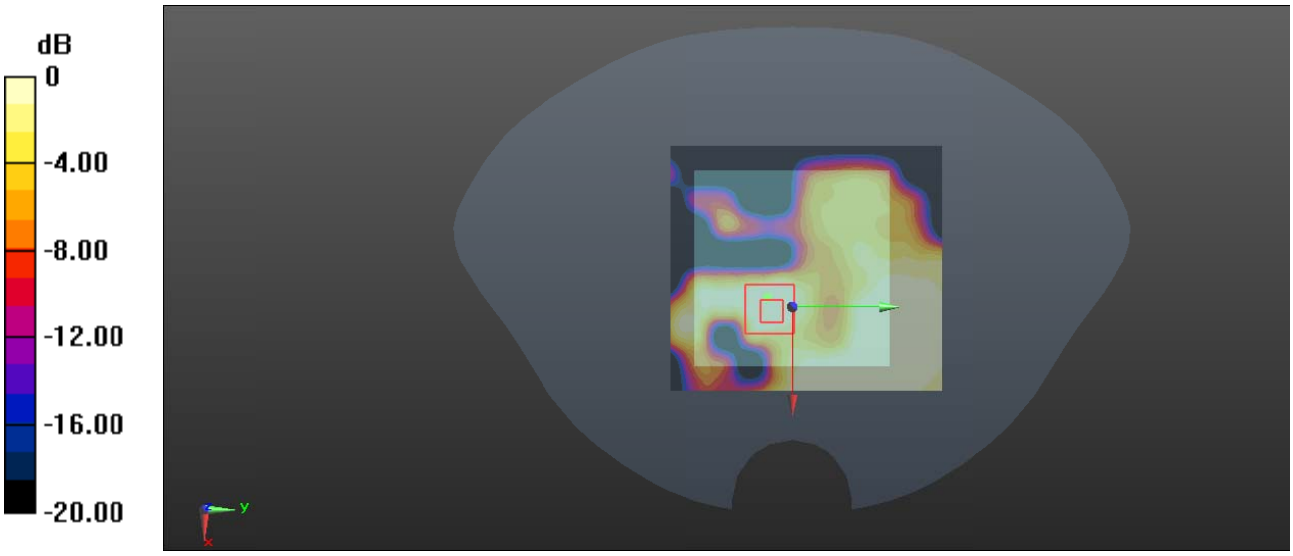


0 dB = 0.0225 W/kg = -16.48 dBW/kg

**Test Plot 157#: LTE Band 7_Body Right_1RB_Low**

**DUT: Mobile WiFi; Type: UZ-211-1; Serial: RBJ190927050-SA-S1**

Communication System: Generic FDD-LTE; Frequency: 2510 MHz;Duty Cycle: 1:1
Medium parameters used: f = 2510 MHz; $\sigma$ = 1.924 S/m; $\varepsilon_r$ = 40.07; $\rho$ = 1000 kg/m$^3$ ;
Phantom section: Flat Section

DASY5 Configuration:

- Probe: EX3DV4 - SN7329; ConvF(7.6, 7.6, 7.6) @2510 MHz; Calibrated: 2019/10/22;
- Sensor-Surface: 1.4mm (Mechanical Surface Detection)
- Electronics: DAE4 Sn772;Calibrated: 2019/10/6
- Phantom: Twin SAM; Type: Twin SAM V5.0; Serial: TP:1412
- Measurement SW: DASY52, Version 52.10 (2); SEMCAD X Version 14.6.12 (7470)

**Area Scan (91x51x1):**Interpolated grid: dx=1.200 mm, dy=1.200 mm
Maximum value of SAR (interpolated) = 1.40 W/kg

**Zoom Scan (5x5x7)/Cube 0:**Measurement grid: dx=8mm, dy=8mm, dz=5mm
Reference Value = 21.19 V/m; Power Drift = 0.03 dB
Peak SAR (extrapolated) = 1.63 W/kg
**SAR(1 g) = 0.831 W/kg; SAR(10 g) = 0.399 W/kg**
Maximum value of SAR (measured) = 1.33 W/kg

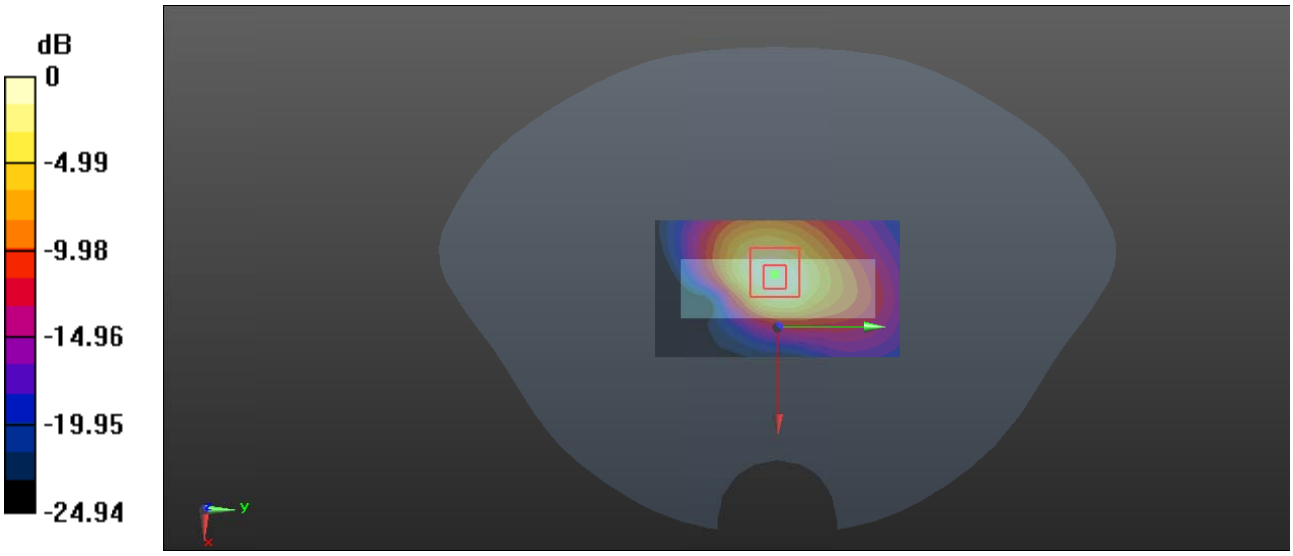


0 dB = 1.33 W/kg = 1.24 dBW/kg

**Test Plot 158#: LTE Band 7_Body Right_1RB_Middle**

**DUT: Mobile WiFi; Type: UZ-211-1; Serial: RBJ190927050-SA-S1**

Communication System: Generic FDD-LTE; Frequency: 2535 MHz;Duty Cycle: 1:1
Medium parameters used: f = 2535 MHz; $\sigma$ = 1.924 S/m; $\varepsilon_r$ = 40.07; $\rho$ = 1000 kg/m$^3$ ;
Phantom section: Flat Section

DASY5 Configuration:

- Probe: EX3DV4 - SN7329; ConvF(7.6, 7.6, 7.6) @2535 MHz; Calibrated: 2019/10/22;
- Sensor-Surface: 1.4mm (Mechanical Surface Detection)
- Electronics: DAE4 Sn772;Calibrated: 2019/10/6
- Phantom: Twin SAM; Type: Twin SAM V5.0; Serial: TP:1412
- Measurement SW: DASY52, Version 52.10 (2); SEMCAD X Version 14.6.12 (7470)

**Area Scan (91x51x1):**Interpolated grid: dx=1.200 mm, dy=1.200 mm
Maximum value of SAR (interpolated) = 1.69 W/kg

**Zoom Scan (5x5x7)/Cube 0:**Measurement grid: dx=8mm, dy=8mm, dz=5mm
Reference Value = 23.83 V/m; Power Drift = -0.06 dB
Peak SAR (extrapolated) = 1.99 W/kg
**SAR(1 g) = 1.04 W/kg; SAR(10 g) = 0.504 W/kg**
Maximum value of SAR (measured) = 1.63 W/kg

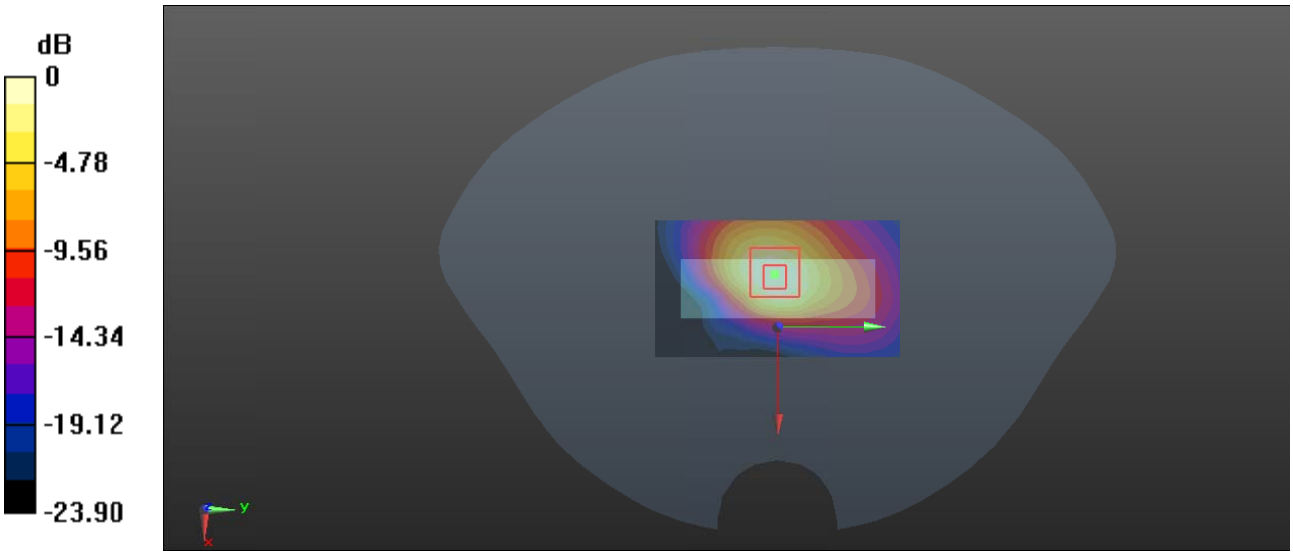


0 dB = 1.63 W/kg = 2.12 dBW/kg

**Test Plot 159#: LTE Band 7_Body Right_1RB_High**

**DUT: Mobile WiFi; Type: UZ-211-1; Serial: RBJ190927050-SA-S1**

Communication System: Generic FDD-LTE; Frequency: 2560 MHz;Duty Cycle: 1:1
Medium parameters used: f = 2560 MHz; $\sigma$ = 1.957 S/m; $\varepsilon_r$ = 39.914; $\rho$ = 1000 kg/m$^3$ ;
Phantom section: Flat Section

DASY5 Configuration:

- Probe: EX3DV4 - SN7329; ConvF(7.42, 7.42, 7.42) @2560 MHz; Calibrated: 2019/10/22;
- Sensor-Surface: 1.4mm (Mechanical Surface Detection)
- Electronics: DAE4 Sn772;Calibrated: 2019/10/6
- Phantom: Twin SAM; Type: Twin SAM V5.0; Serial: TP:1412
- Measurement SW: DASY52, Version 52.10 (2); SEMCAD X Version 14.6.12 (7470)

**Area Scan (91x51x1):**Interpolated grid: dx=1.200 mm, dy=1.200 mm
Maximum value of SAR (interpolated) = 1.62 W/kg

**Zoom Scan (5x5x7)/Cube 0:**Measurement grid: dx=8mm, dy=8mm, dz=5mm
Reference Value = 22.14 V/m; Power Drift = 0.17 dB
Peak SAR (extrapolated) = 1.91 W/kg
**SAR(1 g) = 1 W/kg; SAR(10 g) = 0.489 W/kg**
Maximum value of SAR (measured) = 1.56 W/kg

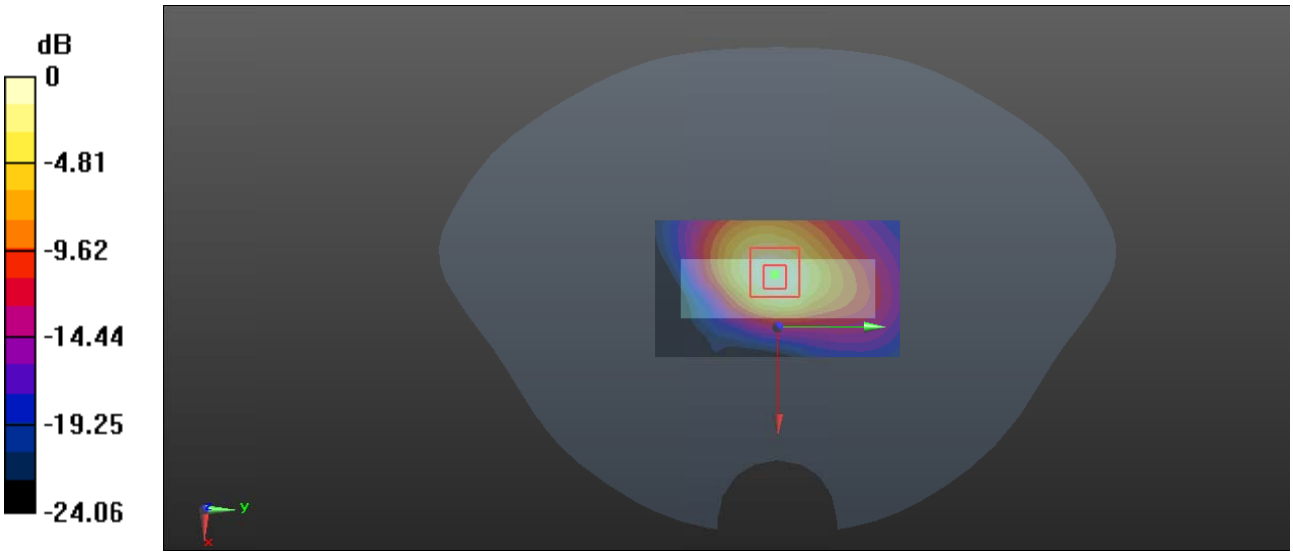


0 dB = 1.56 W/kg = 1.93 dBW/kg

**Test Plot 160#: LTE Band 7_Body Right_50%RB_Low**

**DUT: Mobile WiFi; Type: UZ-211-1; Serial: RBJ190927050-SA-S1**

Communication System: Generic FDD-LTE; Frequency: 2510 MHz;Duty Cycle: 1:1
Medium parameters used: f = 2510 MHz; $\sigma$ = 1.924 S/m; $\varepsilon_r$ = 40.07; $\rho$ = 1000 kg/m$^3$ ;
Phantom section: Flat Section

DASY5 Configuration:

- Probe: EX3DV4 - SN7329; ConvF(7.6, 7.6, 7.6) @2510 MHz; Calibrated: 2019/10/22;
- Sensor-Surface: 1.4mm (Mechanical Surface Detection)
- Electronics: DAE4 Sn772;Calibrated: 2019/10/6
- Phantom: Twin SAM; Type: Twin SAM V5.0; Serial: TP:1412
- Measurement SW: DASY52, Version 52.10 (2); SEMCAD X Version 14.6.12 (7470)

**Area Scan (91x51x1):**Interpolated grid: dx=1.200 mm, dy=1.200 mm
Maximum value of SAR (interpolated) = 1.18 W/kg

**Zoom Scan (6x5x7)/Cube 0:**Measurement grid: dx=8mm, dy=8mm, dz=5mm
Reference Value = 19.90 V/m; Power Drift = 0.06 dB
Peak SAR (extrapolated) = 1.88 W/kg
**SAR(1 g) = 0.739 W/kg; SAR(10 g) = 0.296 W/kg**
Maximum value of SAR (measured) = 1.12 W/kg

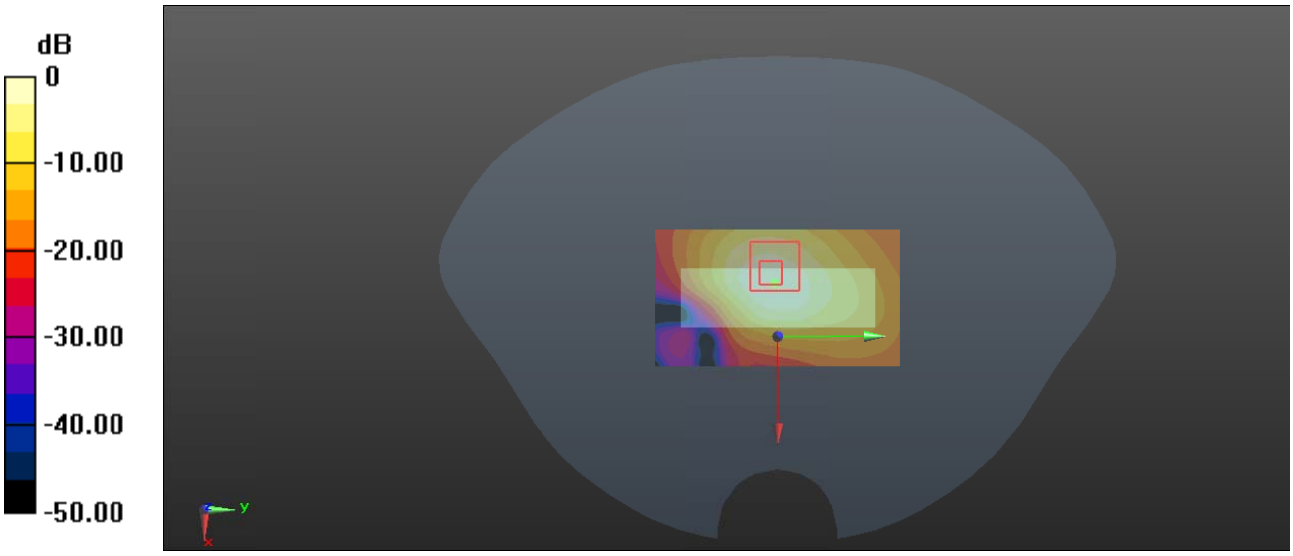


0 dB = 1.12 W/kg = 0.49 dBW/kg

**Test Plot 161#: LTE Band 7_Body Right_50%RB_Middle**

**DUT: Mobile WiFi; Type: UZ-211-1; Serial: RBJ190927050-SA-S1**

Communication System: Generic FDD-LTE; Frequency: 2535 MHz;Duty Cycle: 1:1
Medium parameters used: f = 2535 MHz; $\sigma$ = 1.924 S/m; $\varepsilon_r$ = 40.07; $\rho$ = 1000 kg/m$^3$ ;
Phantom section: Flat Section

DASY5 Configuration:

- Probe: EX3DV4 - SN7329; ConvF(7.6, 7.6, 7.6) @2535 MHz; Calibrated: 2019/10/22;
- Sensor-Surface: 1.4mm (Mechanical Surface Detection)
- Electronics: DAE4 Sn772;Calibrated: 2019/10/6
- Phantom: Twin SAM; Type: Twin SAM V5.0; Serial: TP:1412
- Measurement SW: DASY52, Version 52.10 (2); SEMCAD X Version 14.6.12 (7470)

**Area Scan (91x51x1):**Interpolated grid: dx=1.200 mm, dy=1.200 mm
Maximum value of SAR (interpolated) = 1.41 W/kg

**Zoom Scan (6x6x7)/Cube 0:**Measurement grid: dx=8mm, dy=8mm, dz=5mm
Reference Value = 21.01 V/m; Power Drift = 0.16 dB
Peak SAR (extrapolated) = 2.15 W/kg
**SAR(1 g) = 0.875 W/kg; SAR(10 g) = 0.365 W/kg**
Maximum value of SAR (measured) = 1.43 W/kg

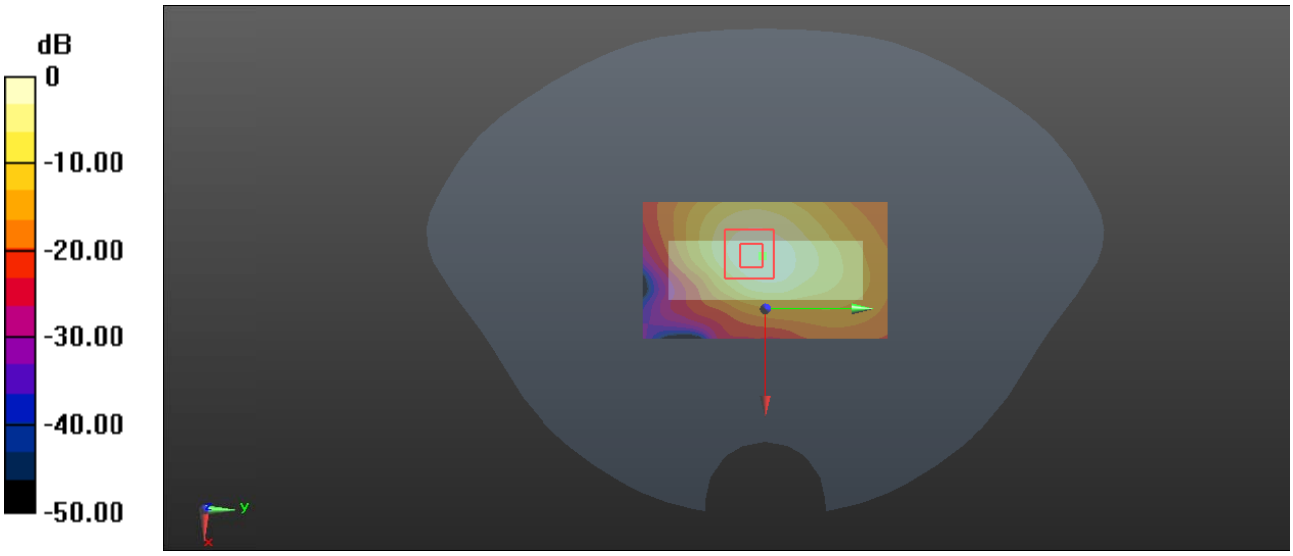


0 dB = 1.43 W/kg = 1.55 dBW/kg

**Test Plot 162#: LTE Band 7_Body Right_50%RB_High**

**DUT: Mobile WiFi; Type: UZ-211-1; Serial: RBJ190927050-SA-S1**

Communication System: Generic FDD-LTE; Frequency: 2560 MHz;Duty Cycle: 1:1
Medium parameters used: f = 2560 MHz; $\sigma$ = 1.957 S/m; $\varepsilon_r$ = 39.914; $\rho$ = 1000 kg/m$^3$ ;
Phantom section: Flat Section

DASY5 Configuration:

- Probe: EX3DV4 - SN7329; ConvF(7.42, 7.42, 7.42) @2560 MHz; Calibrated: 2019/10/22;
- Sensor-Surface: 1.4mm (Mechanical Surface Detection)
- Electronics: DAE4 Sn772;Calibrated: 2019/10/6
- Phantom: Twin SAM; Type: Twin SAM V5.0; Serial: TP:1412
- Measurement SW: DASY52, Version 52.10 (2); SEMCAD X Version 14.6.12 (7470)

**Area Scan (91x51x1):**Interpolated grid: dx=1.200 mm, dy=1.200 mm
Maximum value of SAR (interpolated) = 1.32 W/kg

**Zoom Scan (5x5x7)/Cube 0:**Measurement grid: dx=8mm, dy=8mm, dz=5mm
Reference Value = 14.35 V/m; Power Drift = 0.15 dB
Peak SAR (extrapolated) = 1.59 W/kg
**SAR(1 g) = 0.817 W/kg; SAR(10 g) = 0.395 W/kg**
Maximum value of SAR (measured) = 1.30 W/kg

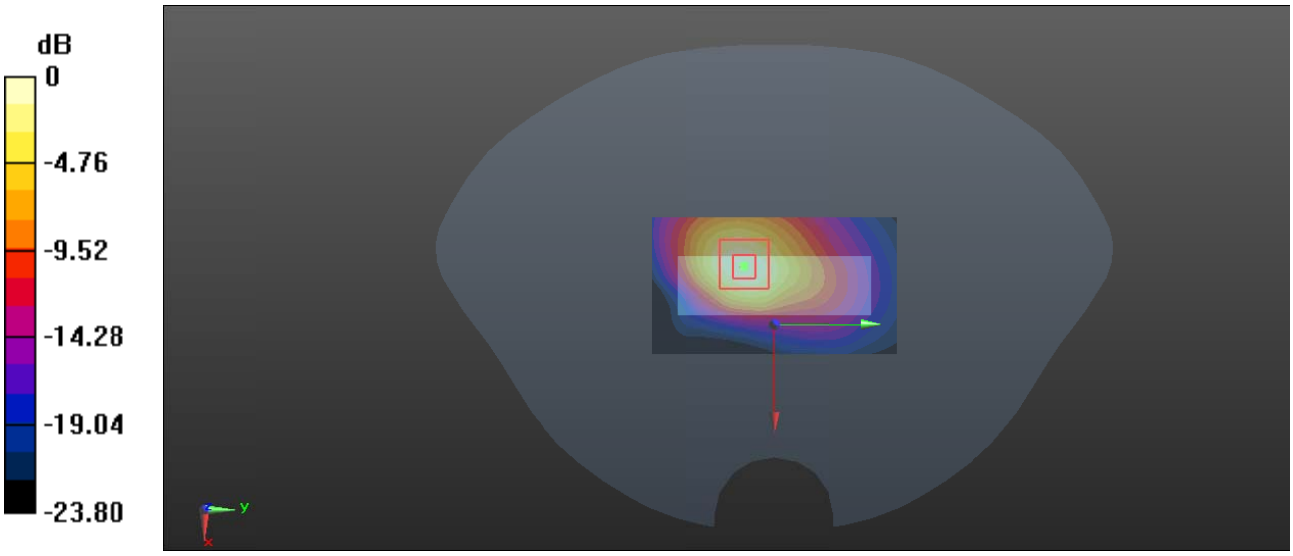


0 dB = 1.30 W/kg = 1.14 dBW/kg

**Test Plot 163#: LTE Band 7_Body Right_100%RB_Middle**

**DUT: Mobile WiFi; Type: UZ-211-1; Serial: RBJ190927050-SA-S1**

Communication System: Generic FDD-LTE; Frequency: 2535 MHz;Duty Cycle: 1:1
Medium parameters used: f = 2535 MHz; $\sigma$ = 1.924 S/m; $\varepsilon_r$ = 40.07; $\rho$ = 1000 kg/m$^3$ ;
Phantom section: Flat Section

DASY5 Configuration:

- Probe: EX3DV4 - SN7329; ConvF(7.6, 7.6, 7.6) @2535 MHz; Calibrated: 2019/10/22;
- Sensor-Surface: 1.4mm (Mechanical Surface Detection)
- Electronics: DAE4 Sn772;Calibrated: 2019/10/6
- Phantom: Twin SAM; Type: Twin SAM V5.0; Serial: TP:1412
- Measurement SW: DASY52, Version 52.10 (2); SEMCAD X Version 14.6.12 (7470)

**Area Scan (91x51x1):**Interpolated grid: dx=1.200 mm, dy=1.200 mm
Maximum value of SAR (interpolated) = 1.43 W/kg

**Zoom Scan (5x5x7)/Cube 0:**Measurement grid: dx=8mm, dy=8mm, dz=5mm
Reference Value = 21.09 V/m; Power Drift = 0.11 dB
Peak SAR (extrapolated) = 1.73 W/kg
**SAR(1 g) = 0.875 W/kg; SAR(10 g) = 0.420 W/kg**
Maximum value of SAR (measured) = 1.40 W/kg

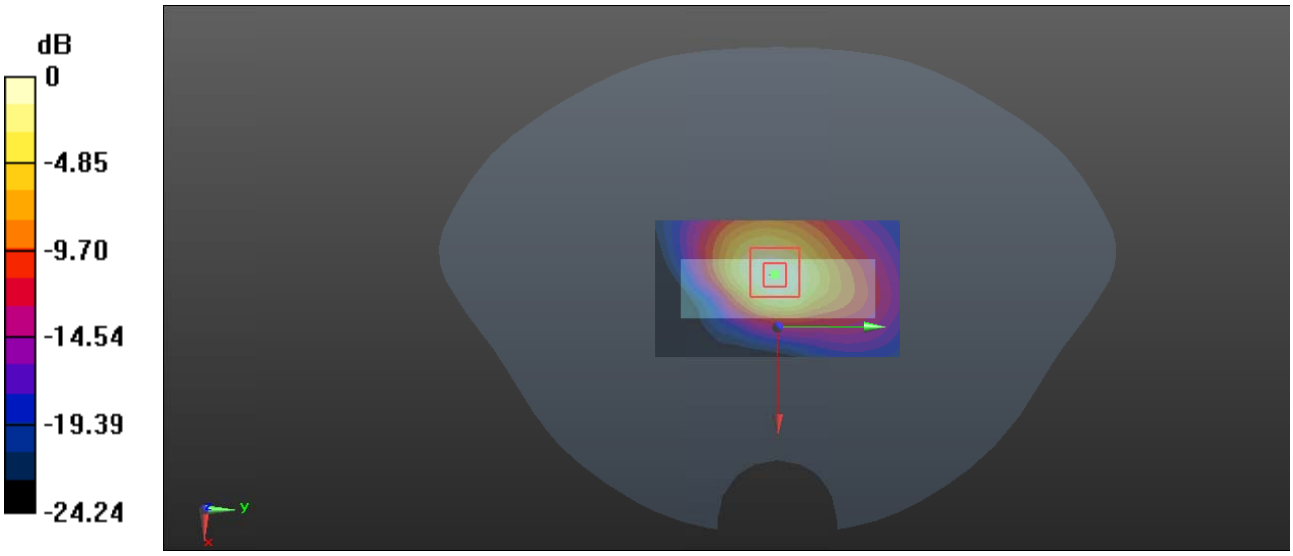


0 dB = 1.40 W/kg = 1.46 dBW/kg

**Test Plot 164#: LTE Band 7_Body Top_1RB_Middle**

**DUT: Mobile WiFi; Type: UZ-211-1; Serial: RBJ190927050-SA-S1**

Communication System: Generic FDD-LTE; Frequency: 2535 MHz;Duty Cycle: 1:1
Medium parameters used: f = 2535 MHz; $\sigma$ = 1.924 S/m; $\varepsilon_r$ = 40.07; $\rho$ = 1000 kg/m$^3$ ;
Phantom section: Flat Section

DASY5 Configuration:

- Probe: EX3DV4 - SN7329; ConvF(7.6, 7.6, 7.6) @2535 MHz; Calibrated: 2019/10/22;
- Sensor-Surface: 1.4mm (Mechanical Surface Detection)
- Electronics: DAE4 Sn772;Calibrated: 2019/10/6
- Phantom: Twin SAM; Type: Twin SAM V5.0; Serial: TP:1412
- Measurement SW: DASY52, Version 52.10 (2); SEMCAD X Version 14.6.12 (7470)

**Area Scan (101x61x1):**Interpolated grid: dx=1.200 mm, dy=1.200 mm
Maximum value of SAR (interpolated) = 0.0421 W/kg

**Zoom Scan (5x5x7)/Cube 0:**Measurement grid: dx=8mm, dy=8mm, dz=5mm
Reference Value = 3.534 V/m; Power Drift = 0.05 dB
Peak SAR (extrapolated) = 0.0510 W/kg
**SAR(1 g) = 0.026 W/kg; SAR(10 g) = 0.014 W/kg**
Maximum value of SAR (measured) = 0.0411 W/kg




0 dB = 0.0411 W/kg = -13.86 dBW/kg

**Test Plot 165#: LTE Band 7_Body Top_50%RB_Middle**

**DUT: Mobile WiFi; Type: UZ-211-1; Serial: RBJ190927050-SA-S1**

Communication System: Generic FDD-LTE; Frequency: 2535 MHz;Duty Cycle: 1:1
Medium parameters used: f = 2535 MHz; $\sigma$ = 1.924 S/m; $\varepsilon_r$ = 40.07; $\rho$ = 1000 kg/m$^3$ ;
Phantom section: Flat Section

DASY5 Configuration:

- Probe: EX3DV4 - SN7329; ConvF(7.6, 7.6, 7.6) @2535 MHz; Calibrated: 2019/10/22;
- Sensor-Surface: 1.4mm (Mechanical Surface Detection)
- Electronics: DAE4 Sn772;Calibrated: 2019/10/6
- Phantom: Twin SAM; Type: Twin SAM V5.0; Serial: TP:1412
- Measurement SW: DASY52, Version 52.10 (2); SEMCAD X Version 14.6.12 (7470)

**Area Scan (91x51x1):**Interpolated grid: dx=1.200 mm, dy=1.200 mm
Maximum value of SAR (interpolated) = 0.0312 W/kg

**Zoom Scan (5x5x7)/Cube 0:**Measurement grid: dx=8mm, dy=8mm, dz=5mm
Reference Value = 3.247 V/m; Power Drift = 0.15 dB
Peak SAR (extrapolated) = 0.0390 W/kg
**SAR(1 g) = 0.020 W/kg; SAR(10 g) = 0.011 W/kg**
Maximum value of SAR (measured) = 0.0314 W/kg




0 dB = 0.0314 W/kg = -15.03 dBW/kg

**Test Plot 166#: LTE Band 18_Body Back_1RB_Middle**

**DUT: Mobile WiFi; Type: UZ-211-1; Serial: RBJ190927050-SA-S1**

Communication System: Generic FDD-LTE; Frequency: 822.5 MHz;Duty Cycle: 1:1
Medium parameters used: f = 822.5 MHz; $\sigma$ = 0.898 S/m; $\varepsilon_r$ = 40.905; $\rho$ = 1000 kg/m$^3$ ;
Phantom section: Flat Section

DASY5 Configuration:

- Probe: EX3DV4 - SN7329; ConvF(9.97, 9.97, 9.97) @822.5 MHz; Calibrated: 2019/10/22;
- Sensor-Surface: 1.4mm (Mechanical Surface Detection)
- Electronics: DAE4 Sn772;Calibrated: 2019/10/6
- Phantom: Twin SAM; Type: Twin SAM V5.0; Serial: TP:1412
- Measurement SW: DASY52, Version 52.10 (2); SEMCAD X Version 14.6.12 (7470)

**Area Scan (71x71x1):**Interpolated grid: dx=1.500 mm, dy=1.500 mm
Maximum value of SAR (interpolated) = 0.567 W/kg

**Zoom Scan (5x5x7)/Cube 0:**Measurement grid: dx=8mm, dy=8mm, dz=5mm
Reference Value = 20.22 V/m; Power Drift = -0.07 dB
Peak SAR (extrapolated) = 0.726 W/kg
**SAR(1 g) = 0.516 W/kg; SAR(10 g) = 0.366 W/kg**
Maximum value of SAR (measured) = 0.548 W/kg

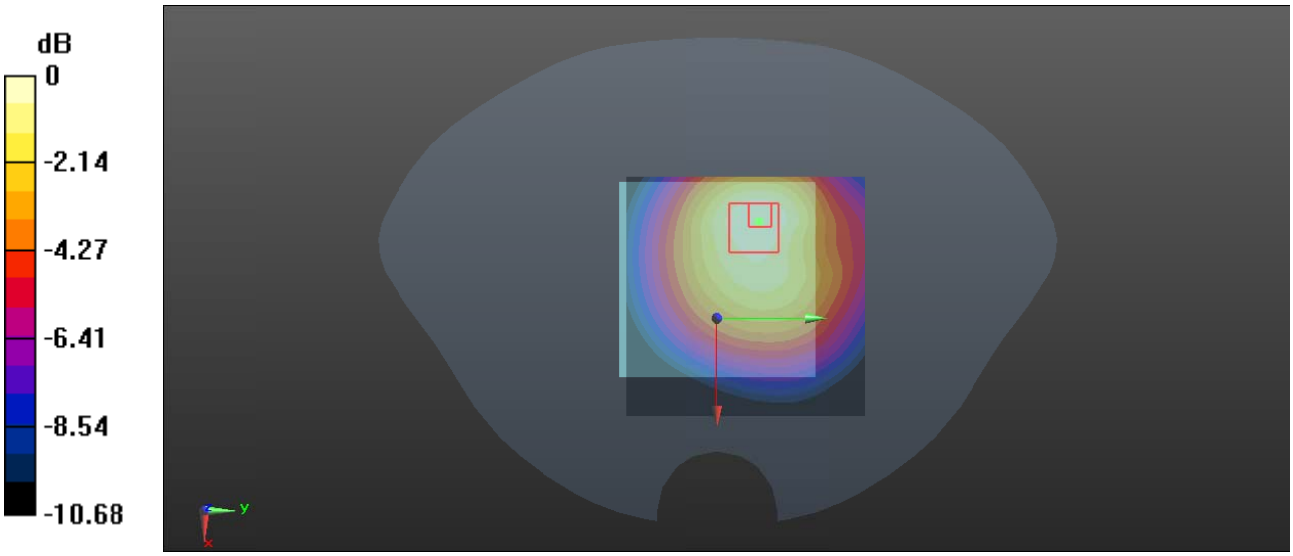


0 dB = 0.548 W/kg = -2.61 dBW/kg

**Test Plot 167#: LTE Band 18_Body Back_50%RB_Middle**

**DUT: Mobile WiFi; Type: UZ-211-1; Serial: RBJ190927050-SA-S1**

Communication System: Generic FDD-LTE; Frequency: 822.5 MHz;Duty Cycle: 1:1
Medium parameters used: f = 822.5 MHz; $\sigma$ = 0.898 S/m; $\varepsilon_r$ = 40.905; $\rho$ = 1000 kg/m$^3$ ;
Phantom section: Flat Section

DASY5 Configuration:

- Probe: EX3DV4 - SN7329; ConvF(9.97, 9.97, 9.97) @822.5 MHz; Calibrated: 2019/10/22;
- Sensor-Surface: 1.4mm (Mechanical Surface Detection)
- Electronics: DAE4 Sn772;Calibrated: 2019/10/6
- Phantom: Twin SAM; Type: Twin SAM V5.0; Serial: TP:1412
- Measurement SW: DASY52, Version 52.10 (2); SEMCAD X Version 14.6.12 (7470)

**Area Scan (71x71x1):**Interpolated grid: dx=1.500 mm, dy=1.500 mm
Maximum value of SAR (interpolated) = 0.447 W/kg

**Zoom Scan (6x6x7)/Cube 0:**Measurement grid: dx=8mm, dy=8mm, dz=5mm
Reference Value = 20.26 V/m; Power Drift = 0.03 dB
Peak SAR (extrapolated) = 0.617 W/kg
**SAR(1 g) = 0.461 W/kg; SAR(10 g) = 0.336 W/kg**
Maximum value of SAR (measured) = 0.483 W/kg

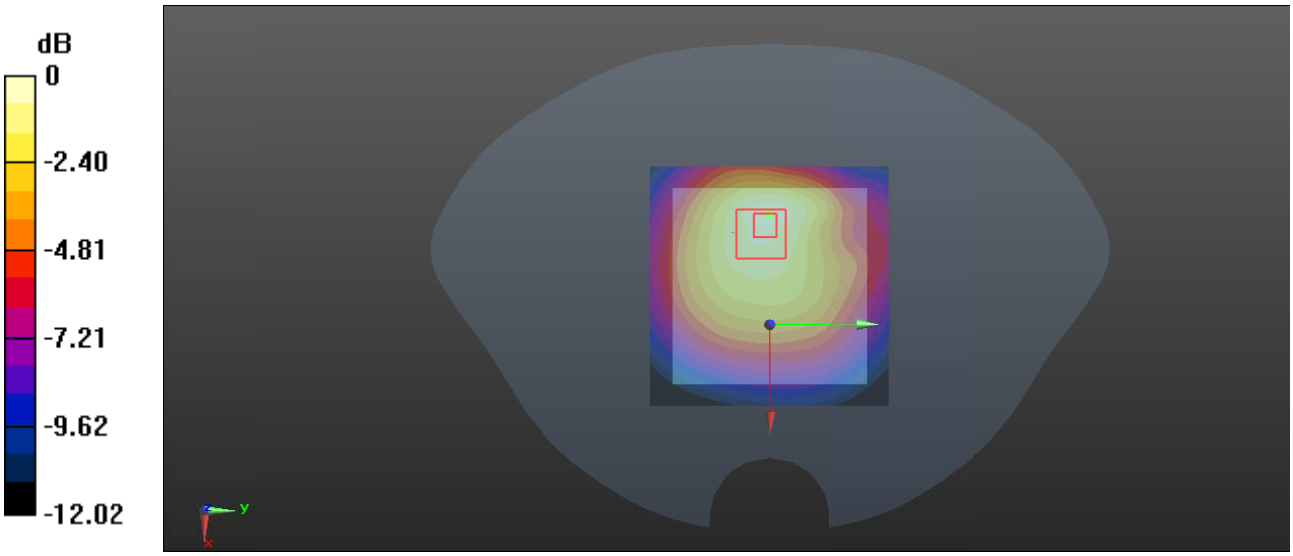


0 dB = 0.483 W/kg = -3.16 dBW/kg

**Test Plot 168#: LTE Band 18_Body Front_1RB_Middle**

**DUT: Mobile WiFi; Type: UZ-211-1; Serial: RBJ190927050-SA-S1**

Communication System: Generic FDD-LTE; Frequency: 822.5 MHz;Duty Cycle: 1:1
Medium parameters used: f = 822.5 MHz; $\sigma$ = 0.898 S/m; $\varepsilon_r$ = 40.905; $\rho$ = 1000 kg/m$^3$ ;
Phantom section: Flat Section

DASY5 Configuration:

- Probe: EX3DV4 - SN7329; ConvF(9.97, 9.97, 9.97) @822.5 MHz; Calibrated: 2019/10/22;
- Sensor-Surface: 1.4mm (Mechanical Surface Detection)
- Electronics: DAE4 Sn772;Calibrated: 2019/10/6
- Phantom: Twin SAM; Type: Twin SAM V5.0; Serial: TP:1412
- Measurement SW: DASY52, Version 52.10 (2); SEMCAD X Version 14.6.12 (7470)

**Area Scan (71x71x1):**Interpolated grid: dx=1.500 mm, dy=1.500 mm
Maximum value of SAR (interpolated) = 0.257 W/kg

**Zoom Scan (5x5x7)/Cube 0:**Measurement grid: dx=8mm, dy=8mm, dz=5mm
Reference Value = 15.19 V/m; Power Drift = -0.06 dB
Peak SAR (extrapolated) = 0.295 W/kg
**SAR(1 g) = 0.224 W/kg; SAR(10 g) = 0.165 W/kg**
Maximum value of SAR (measured) = 0.235 W/kg

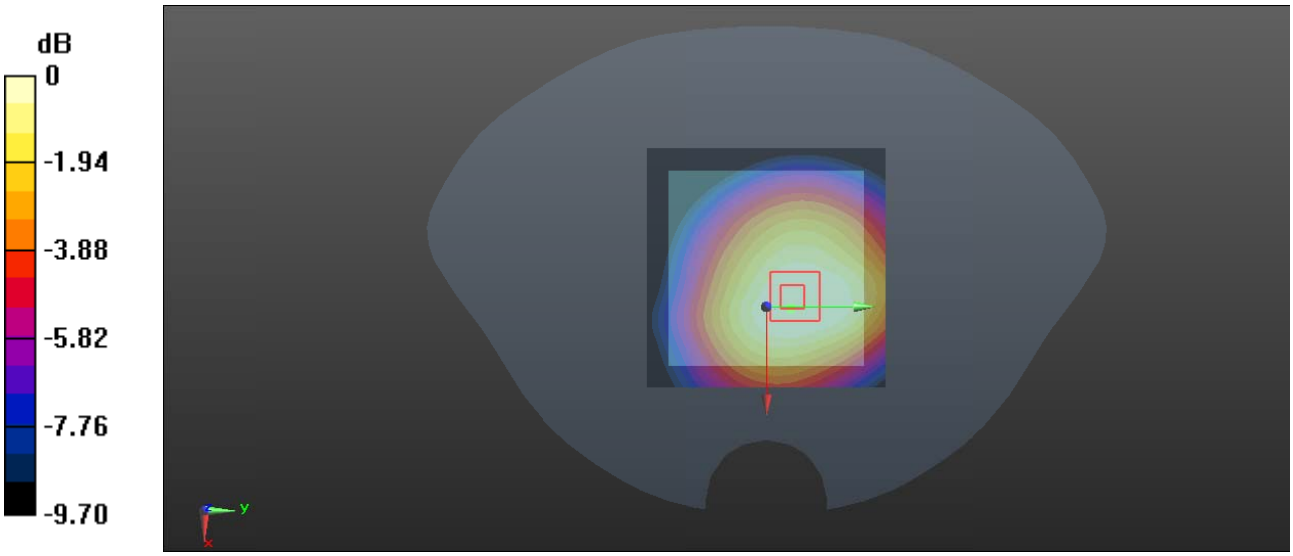


0 dB = 0.235 W/kg = -6.29 dBW/kg

**Test Plot 169#: LTE Band 18_Body Front_50%RB_Middle**

**DUT: Mobile WiFi; Type: UZ-211-1; Serial: RBJ190927050-SA-S1**

Communication System: Generic FDD-LTE; Frequency: 822.5 MHz;Duty Cycle: 1:1
Medium parameters used: f = 822.5 MHz; $\sigma$ = 0.898 S/m; $\varepsilon_r$ = 40.905; $\rho$ = 1000 kg/m$^3$ ;
Phantom section: Flat Section

DASY5 Configuration:

- Probe: EX3DV4 - SN7329; ConvF(9.97, 9.97, 9.97) @822.5 MHz; Calibrated: 2019/10/22;
- Sensor-Surface: 1.4mm (Mechanical Surface Detection)
- Electronics: DAE4 Sn772;Calibrated: 2019/10/6
- Phantom: Twin SAM; Type: Twin SAM V5.0; Serial: TP:1412
- Measurement SW: DASY52, Version 52.10 (2); SEMCAD X Version 14.6.12 (7470)

**Area Scan (71x71x1):**Interpolated grid: dx=1.500 mm, dy=1.500 mm
Maximum value of SAR (interpolated) = 0.199 W/kg

**Zoom Scan (5x5x7)/Cube 0:**Measurement grid: dx=8mm, dy=8mm, dz=5mm
Reference Value = 13.17 V/m; Power Drift = -0.19 dB
Peak SAR (extrapolated) = 0.249 W/kg
**SAR(1 g) = 0.188 W/kg; SAR(10 g) = 0.137 W/kg**
Maximum value of SAR (measured) = 0.200 W/kg

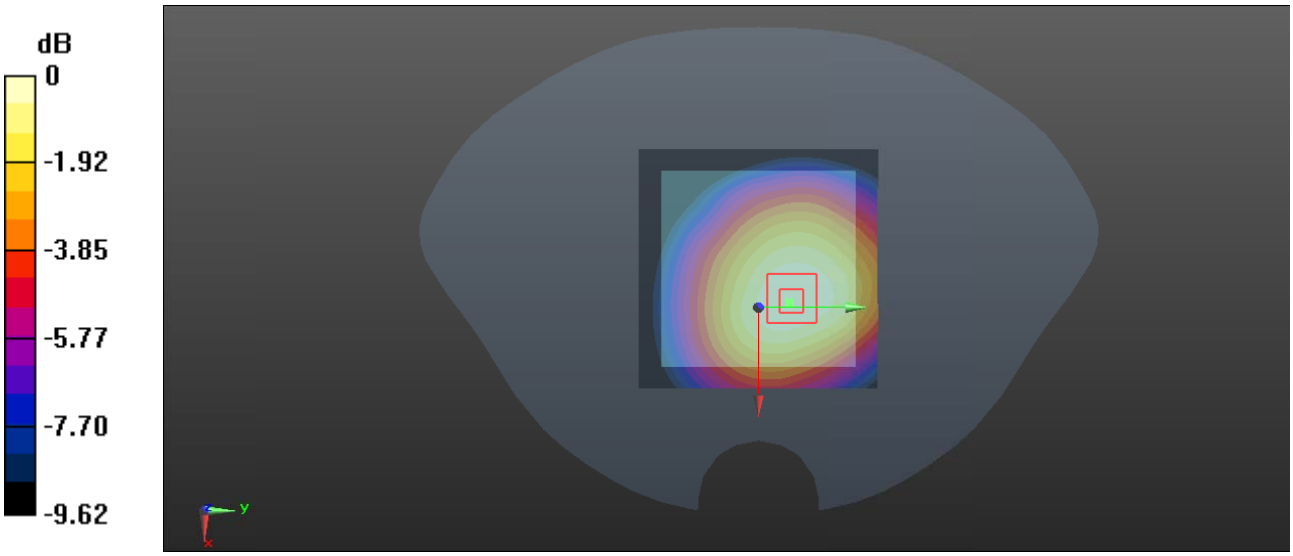


0 dB = 0.200 W/kg = -6.99 dBW/kg

**Test Plot 170#: LTE Band 18_Body Right_1RB_Middle**

**DUT: Mobile WiFi; Type: UZ-211-1; Serial: RBJ190927050-SA-S1**

Communication System: Generic FDD-LTE; Frequency: 822.5 MHz;Duty Cycle: 1:1
Medium parameters used: f = 822.5 MHz; $\sigma$ = 0.898 S/m; $\varepsilon_r$ = 40.905; $\rho$ = 1000 kg/m$^3$ ;
Phantom section: Flat Section

DASY5 Configuration:

- Probe: EX3DV4 - SN7329; ConvF(9.97, 9.97, 9.97) @822.5 MHz; Calibrated: 2019/10/22;
- Sensor-Surface: 1.4mm (Mechanical Surface Detection)
- Electronics: DAE4 Sn772;Calibrated: 2019/10/6
- Phantom: Twin SAM; Type: Twin SAM V5.0; Serial: TP:1412
- Measurement SW: DASY52, Version 52.10 (2); SEMCAD X Version 14.6.12 (7470)

**Area Scan (61x81x1):**Interpolated grid: dx=1.500 mm, dy=1.500 mm
Maximum value of SAR (interpolated) = 0.212 W/kg

**Zoom Scan (5x5x7)/Cube 0:**Measurement grid: dx=8mm, dy=8mm, dz=5mm
Reference Value = 13.94 V/m; Power Drift = -0.12 dB
Peak SAR (extrapolated) = 0.260 W/kg
**SAR(1 g) = 0.188 W/kg; SAR(10 g) = 0.131 W/kg**
Maximum value of SAR (measured) = 0.202 W/kg

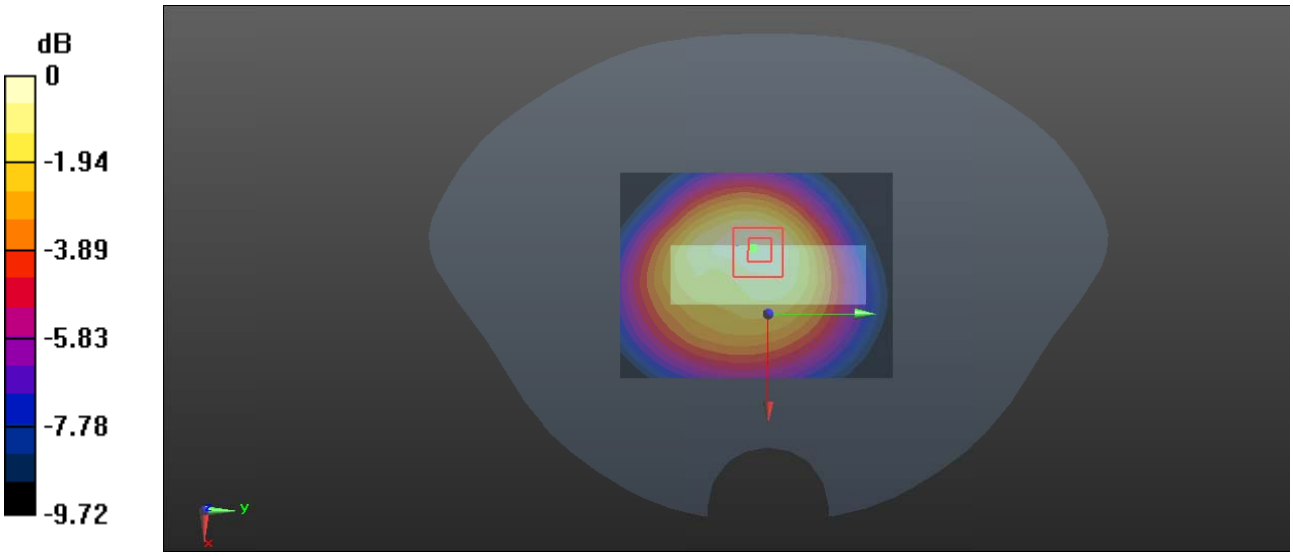


0 dB = 0.202 W/kg = -6.95 dBW/kg

**Test Plot 171#: LTE Band 18_Body Right_50%RB_Middle**

**DUT: Mobile WiFi; Type: UZ-211-1; Serial: RBJ190927050-SA-S1**

Communication System: Generic FDD-LTE; Frequency: 822.5 MHz;Duty Cycle: 1:1
Medium parameters used: f = 822.5 MHz; $\sigma$ = 0.898 S/m; $\varepsilon_r$ = 40.905; $\rho$ = 1000 kg/m$^3$ ;
Phantom section: Flat Section

DASY5 Configuration:

- Probe: EX3DV4 - SN7329; ConvF(9.97, 9.97, 9.97) @822.5 MHz; Calibrated: 2019/10/22;
- Sensor-Surface: 1.4mm (Mechanical Surface Detection)
- Electronics: DAE4 Sn772;Calibrated: 2019/10/6
- Phantom: Twin SAM; Type: Twin SAM V5.0; Serial: TP:1412
- Measurement SW: DASY52, Version 52.10 (2); SEMCAD X Version 14.6.12 (7470)

**Area Scan (61x81x1):**Interpolated grid: dx=1.500 mm, dy=1.500 mm
Maximum value of SAR (interpolated) = 0.158 W/kg

**Zoom Scan (5x5x7)/Cube 0:**Measurement grid: dx=8mm, dy=8mm, dz=5mm
Reference Value = 12.17 V/m; Power Drift = 0.05 dB
Peak SAR (extrapolated) = 0.205 W/kg
**SAR(1 g) = 0.147 W/kg; SAR(10 g) = 0.102 W/kg**
Maximum value of SAR (measured) = 0.159 W/kg

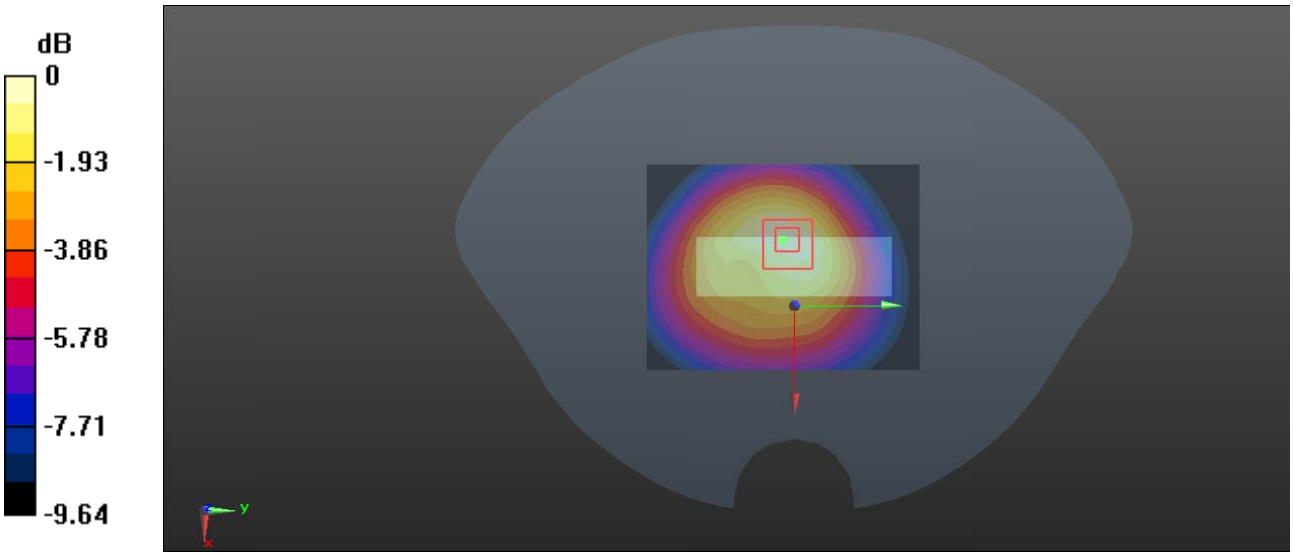


0 dB = 0.159 W/kg = -7.99 dBW/kg

**Test Plot 172#: LTE Band 18_Body Top_1RB_Middle**

**DUT: Mobile WiFi; Type: UZ-211-1; Serial: RBJ190927050-SA-S1**

Communication System: Generic FDD-LTE; Frequency: 822.5 MHz;Duty Cycle: 1:1
Medium parameters used: f = 822.5 MHz; $\sigma$ = 0.898 S/m; $\varepsilon_r$ = 40.905; $\rho$ = 1000 kg/m$^3$ ;
Phantom section: Flat Section

DASY5 Configuration:

- Probe: EX3DV4 - SN7329; ConvF(9.97, 9.97, 9.97) @822.5 MHz; Calibrated: 2019/10/22;
- Sensor-Surface: 1.4mm (Mechanical Surface Detection)
- Electronics: DAE4 Sn772;Calibrated: 2019/10/6
- Phantom: Twin SAM; Type: Twin SAM V5.0; Serial: TP:1412
- Measurement SW: DASY52, Version 52.10 (2); SEMCAD X Version 14.6.12 (7470)

**Area Scan (61x81x1):**Interpolated grid: dx=1.500 mm, dy=1.500 mm
Maximum value of SAR (interpolated) = 0.512 W/kg

**Zoom Scan (6x6x7)/Cube 0:**Measurement grid: dx=8mm, dy=8mm, dz=5mm
Reference Value = 19.88 V/m; Power Drift = -0.03 dB
Peak SAR (extrapolated) = 0.574 W/kg
**SAR(1 g) = 0.377 W/kg; SAR(10 g) = 0.235 W/kg**
Maximum value of SAR (measured) = 0.399 W/kg

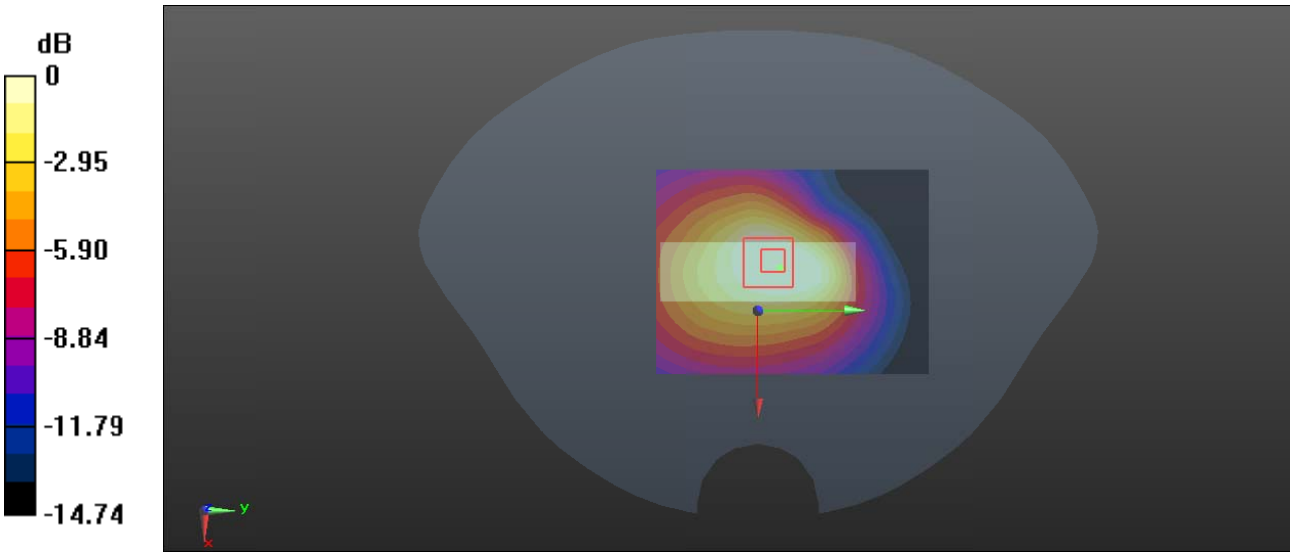


0 dB = 0.399 W/kg = -3.99 dBW/kg

**Test Plot 173#: LTE Band 18_Body Top_50%RB_Middle**

**DUT: Mobile WiFi; Type: UZ-211-1; Serial: RBJ190927050-SA-S1**

Communication System: Generic FDD-LTE; Frequency: 822.5 MHz;Duty Cycle: 1:1
Medium parameters used: f = 822.5 MHz; $\sigma$ = 0.898 S/m; $\varepsilon_r$ = 40.905; $\rho$ = 1000 kg/m$^3$ ;
Phantom section: Flat Section

DASY5 Configuration:

- Probe: EX3DV4 - SN7329; ConvF(9.97, 9.97, 9.97) @822.5 MHz; Calibrated: 2019/10/22;
- Sensor-Surface: 1.4mm (Mechanical Surface Detection)
- Electronics: DAE4 Sn772;Calibrated: 2019/10/6
- Phantom: Twin SAM; Type: Twin SAM V5.0; Serial: TP:1412
- Measurement SW: DASY52, Version 52.10 (2); SEMCAD X Version 14.6.12 (7470)

**Area Scan (61x81x1):**Interpolated grid: dx=1.500 mm, dy=1.500 mm
Maximum value of SAR (interpolated) = 0.411 W/kg

**Zoom Scan (6x6x7)/Cube 0:**Measurement grid: dx=8mm, dy=8mm, dz=5mm
Reference Value = 16.98 V/m; Power Drift = 0.11 dB
Peak SAR (extrapolated) = 0.440 W/kg
**SAR(1 g) = 0.291 W/kg; SAR(10 g) = 0.184 W/kg**
Maximum value of SAR (measured) = 0.319 W/kg

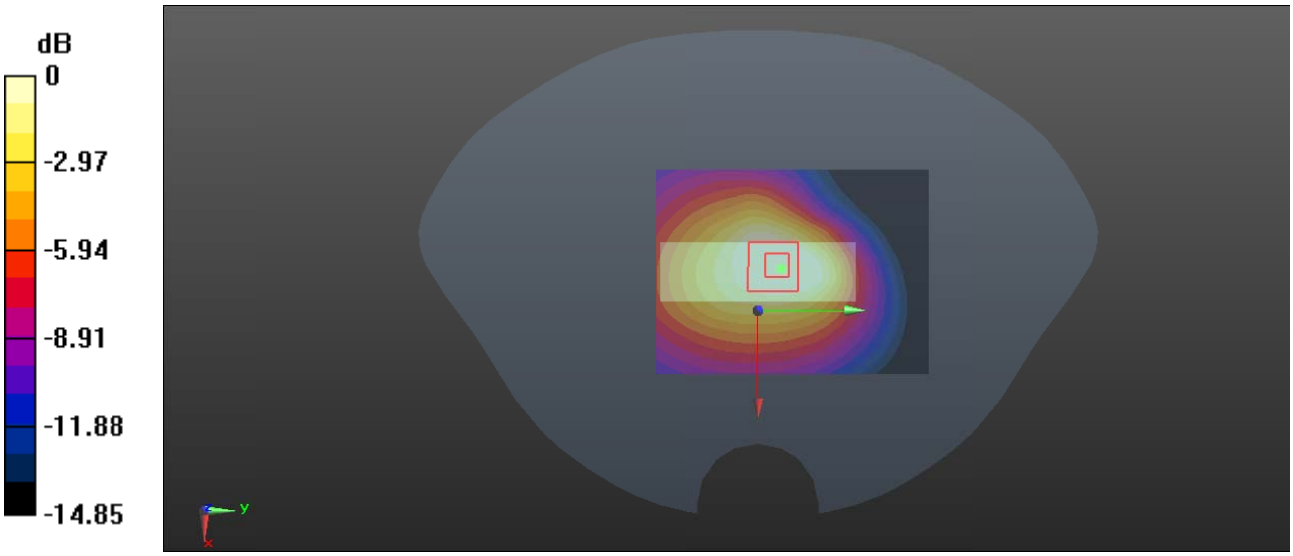


0 dB = 0.319 W/kg = -4.96 dBW/kg

**Test Plot 174#: LTE Band 40_Body Back_1RB_Low**

**DUT: Mobile WiFi; Type: UZ-211-1; Serial: RBJ190927050-SA-S1**

Communication System: Generic TDD-LTE; Frequency: 2310 MHz;Duty Cycle: 1:2
Medium parameters used: f = 2310 MHz; $\sigma$ = 1.689 S/m; $\varepsilon_r$ = 39.768; $\rho$ = 1000 kg/m$^3$ ;
Phantom section: Flat Section

DASY5 Configuration:

- Probe: EX3DV4 - SN7329; ConvF(7.9, 7.9, 7.9) @2310 MHz; Calibrated: 2019/10/22;
- Sensor-Surface: 1.4mm (Mechanical Surface Detection)
- Electronics: DAE4 Sn772;Calibrated: 2019/10/6
- Phantom: Twin SAM; Type: Twin SAM V5.0; Serial: TP:1412
- Measurement SW: DASY52, Version 52.10 (2); SEMCAD X Version 14.6.12 (7470)

**Area Scan (91x91x1):**Interpolated grid: dx=1.200 mm, dy=1.200 mm
Maximum value of SAR (interpolated) = 0.272 W/kg

**Zoom Scan (5x5x7)/Cube 0:**Measurement grid: dx=8mm, dy=8mm, dz=5mm
Reference Value = 3.419 V/m; Power Drift = -0.05 dB
Peak SAR (extrapolated) = 0.316 W/kg
**SAR(1 g) = 0.170 W/kg; SAR(10 g) = 0.090 W/kg**
Maximum value of SAR (measured) = 0.260 W/kg




0 dB = 0.260 W/kg = -5.85 dBW/kg

**Test Plot 175#: LTE Band 40_Body Back_50%RB_Low**

**DUT: Mobile WiFi; Type: UZ-211-1; Serial: RBJ190927050-SA-S1**

Communication System: Generic TDD-LTE; Frequency: 2310 MHz;Duty Cycle: 1:2
Medium parameters used: f = 2310 MHz; $\sigma$ = 1.689 S/m; $\varepsilon_r$ = 39.768; $\rho$ = 1000 kg/m$^3$ ;
Phantom section: Flat Section

DASY5 Configuration:

- Probe: EX3DV4 - SN7329; ConvF(7.9, 7.9, 7.9) @2310 MHz; Calibrated: 2019/10/22;
- Sensor-Surface: 1.4mm (Mechanical Surface Detection)
- Electronics: DAE4 Sn772;Calibrated: 2019/10/6
- Phantom: Twin SAM; Type: Twin SAM V5.0; Serial: TP:1412
- Measurement SW: DASY52, Version 52.10 (2); SEMCAD X Version 14.6.12 (7470)

**Area Scan (91x91x1):**Interpolated grid: dx=1.200 mm, dy=1.200 mm
Maximum value of SAR (interpolated) = 0.193 W/kg

**Zoom Scan (5x5x7)/Cube 0:**Measurement grid: dx=8mm, dy=8mm, dz=5mm
Reference Value = 3.119 V/m; Power Drift = 0.12 dB
Peak SAR (extrapolated) = 0.282 W/kg
**SAR(1 g) = 0.137 W/kg; SAR(10 g) = 0.069 W/kg**
Maximum value of SAR (measured) = 0.185 W/kg

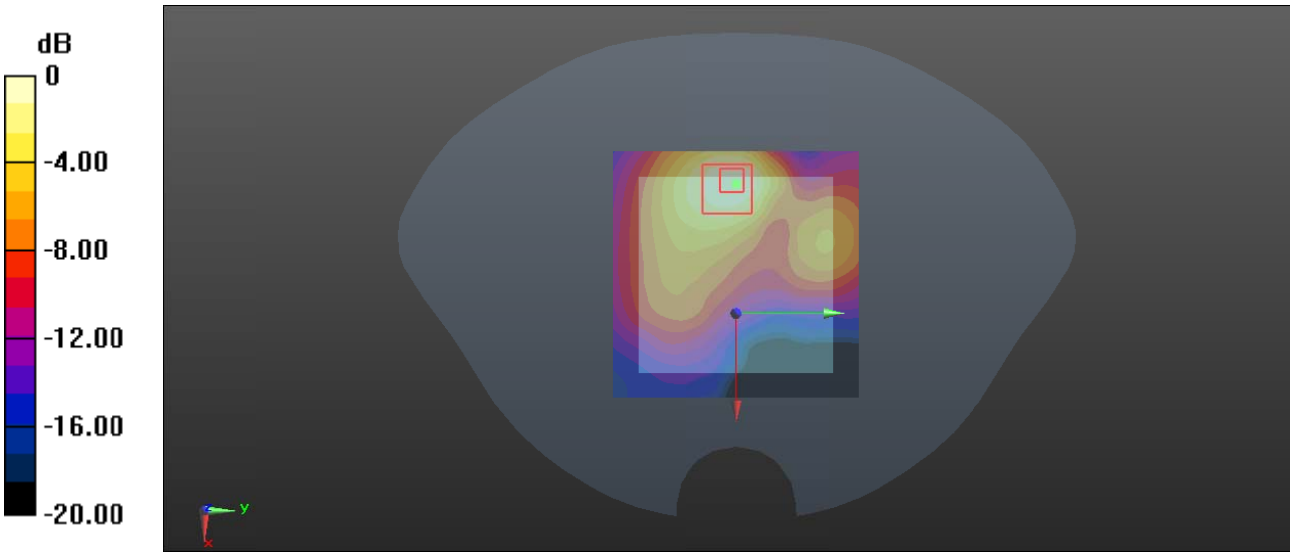


0 dB = 0.185 W/kg = -7.33 dBW/kg

**Test Plot 176#: LTE Band 40_Body Front_1RB_Low**

**DUT: Mobile WiFi; Type: UZ-211-1; Serial: RBJ190927050-SA-S1**

Communication System: Generic TDD-LTE; Frequency: 2310 MHz;Duty Cycle: 1:2
Medium parameters used: f = 2310 MHz; $\sigma$ = 1.689 S/m; $\varepsilon_r$ = 39.768; $\rho$ = 1000 kg/m$^3$ ;
Phantom section: Flat Section

DASY5 Configuration:

- Probe: EX3DV4 - SN7329; ConvF(7.9, 7.9, 7.9) @2310 MHz; Calibrated: 2019/10/22;
- Sensor-Surface: 1.4mm (Mechanical Surface Detection)
- Electronics: DAE4 Sn772;Calibrated: 2019/10/6
- Phantom: Twin SAM; Type: Twin SAM V5.0; Serial: TP:1412
- Measurement SW: DASY52, Version 52.10 (2); SEMCAD X Version 14.6.12 (7470)

**Area Scan (91x91x1):**Interpolated grid: dx=1.200 mm, dy=1.200 mm
Maximum value of SAR (interpolated) = 0.0424 W/kg

**Zoom Scan (5x5x7)/Cube 0:**Measurement grid: dx=8mm, dy=8mm, dz=5mm
Reference Value = 1.557 V/m; Power Drift = -0.10 dB
Peak SAR (extrapolated) = 0.0480 W/kg
**SAR(1 g) = 0.027 W/kg; SAR(10 g) = 0.015 W/kg**
Maximum value of SAR (measured) = 0.0398 W/kg

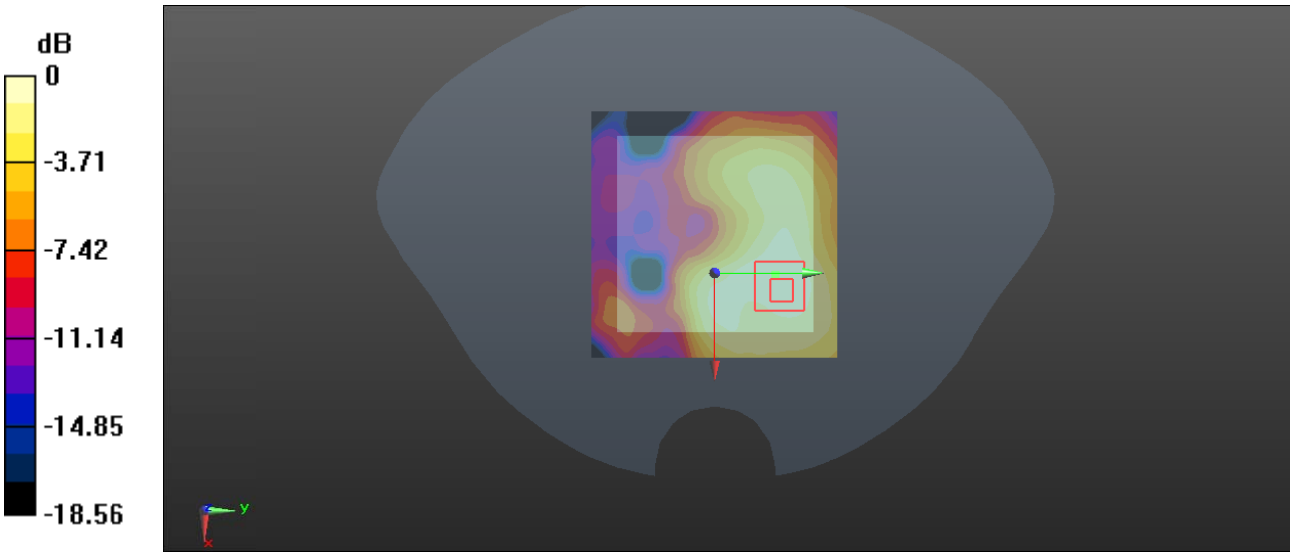


0 dB = 0.0398 W/kg = -14.00 dBW/kg

**Test Plot 177#: LTE Band 40_Body Front_50%RB_Low**

**DUT: Mobile WiFi; Type: UZ-211-1; Serial: RBJ190927050-SA-S1**

Communication System: Generic TDD-LTE; Frequency: 2310 MHz;Duty Cycle: 1:2
Medium parameters used: f = 2310 MHz; $\sigma$ = 1.689 S/m; $\varepsilon_r$ = 39.768; $\rho$ = 1000 kg/m$^3$ ;
Phantom section: Flat Section

DASY5 Configuration:

- Probe: EX3DV4 - SN7329; ConvF(7.9, 7.9, 7.9) @2310 MHz; Calibrated: 2019/10/22;
- Sensor-Surface: 1.4mm (Mechanical Surface Detection)
- Electronics: DAE4 Sn772;Calibrated: 2019/10/6
- Phantom: Twin SAM; Type: Twin SAM V5.0; Serial: TP:1412
- Measurement SW: DASY52, Version 52.10 (2); SEMCAD X Version 14.6.12 (7470)

**Area Scan (91x91x1):**Interpolated grid: dx=1.200 mm, dy=1.200 mm
Maximum value of SAR (interpolated) = 0.0351 W/kg

**Zoom Scan (5x5x7)/Cube 0:**Measurement grid: dx=8mm, dy=8mm, dz=5mm
Reference Value = 1.581 V/m; Power Drift = 0.04 dB
Peak SAR (extrapolated) = 0.0420 W/kg
**SAR(1 g) = 0.024 W/kg; SAR(10 g) = 0.014 W/kg**
Maximum value of SAR (measured) = 0.0344 W/kg

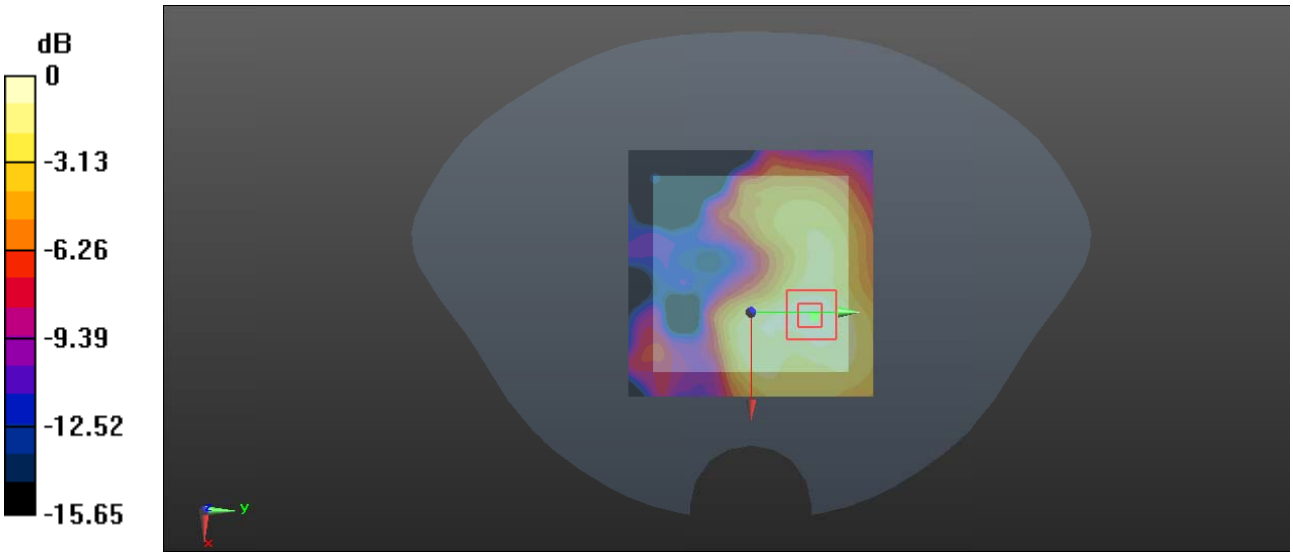


0 dB = 0.0344 W/kg = -14.63 dBW/kg

**Test Plot 178#: LTE Band 40_Body Right_1RB_Low**

**DUT: Mobile WiFi; Type: UZ-211-1; Serial: RBJ190927050-SA-S1**

Communication System: Generic TDD-LTE; Frequency: 2310 MHz;Duty Cycle: 1:2
Medium parameters used: f = 2310 MHz; $\sigma$ = 1.689 S/m; $\varepsilon_r$ = 39.768; $\rho$ = 1000 kg/m$^3$ ;
Phantom section: Flat Section

DASY5 Configuration:

- Probe: EX3DV4 - SN7329; ConvF(7.9, 7.9, 7.9) @2310 MHz; Calibrated: 2019/10/22;
- Sensor-Surface: 1.4mm (Mechanical Surface Detection)
- Electronics: DAE4 Sn772;Calibrated: 2019/10/6
- Phantom: Twin SAM; Type: Twin SAM V5.0; Serial: TP:1412
- Measurement SW: DASY52, Version 52.10 (2); SEMCAD X Version 14.6.12 (7470)

**Area Scan (91x51x1):**Interpolated grid: dx=1.200 mm, dy=1.200 mm
Maximum value of SAR (interpolated) = 0.212 W/kg

**Zoom Scan (5x5x7)/Cube 0:**Measurement grid: dx=8mm, dy=8mm, dz=5mm
Reference Value = 8.477 V/m; Power Drift = 0.13 dB
Peak SAR (extrapolated) = 0.316 W/kg
**SAR(1 g) = 0.167 W/kg; SAR(10 g) = 0.084 W/kg**
Maximum value of SAR (measured) = 0.262 W/kg

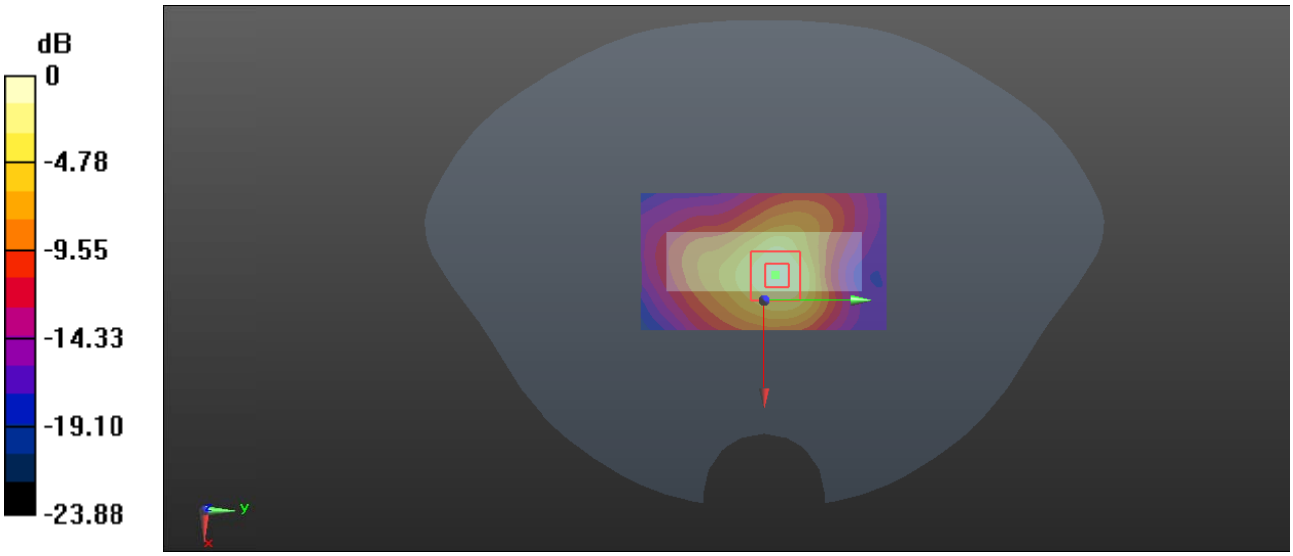


0 dB = 0.262 W/kg = -5.82 dBW/kg

**Test Plot 179#: LTE Band 40_Body Right_50%RB_Low**

**DUT: Mobile WiFi; Type: UZ-211-1; Serial: RBJ190927050-SA-S1**

Communication System: Generic TDD-LTE; Frequency: 2310 MHz;Duty Cycle: 1:2
Medium parameters used: f = 2310 MHz; $\sigma$ = 1.689 S/m; $\varepsilon_r$ = 39.768; $\rho$ = 1000 kg/m$^3$ ;
Phantom section: Flat Section

DASY5 Configuration:

- Probe: EX3DV4 - SN7329; ConvF(7.9, 7.9, 7.9) @2310 MHz; Calibrated: 2019/10/22;
- Sensor-Surface: 1.4mm (Mechanical Surface Detection)
- Electronics: DAE4 Sn772;Calibrated: 2019/10/6
- Phantom: Twin SAM; Type: Twin SAM V5.0; Serial: TP:1412
- Measurement SW: DASY52, Version 52.10 (2); SEMCAD X Version 14.6.12 (7470)

**Area Scan (91x51x1):**Interpolated grid: dx=1.200 mm, dy=1.200 mm
Maximum value of SAR (interpolated) = 0.208 W/kg

**Zoom Scan (5x5x7)/Cube 0:**Measurement grid: dx=8mm, dy=8mm, dz=5mm
Reference Value = 8.353 V/m; Power Drift = -0.04 dB
Peak SAR (extrapolated) = 0.251 W/kg
**SAR(1 g) = 0.132 W/kg; SAR(10 g) = 0.066 W/kg**
Maximum value of SAR (measured) = 0.206 W/kg

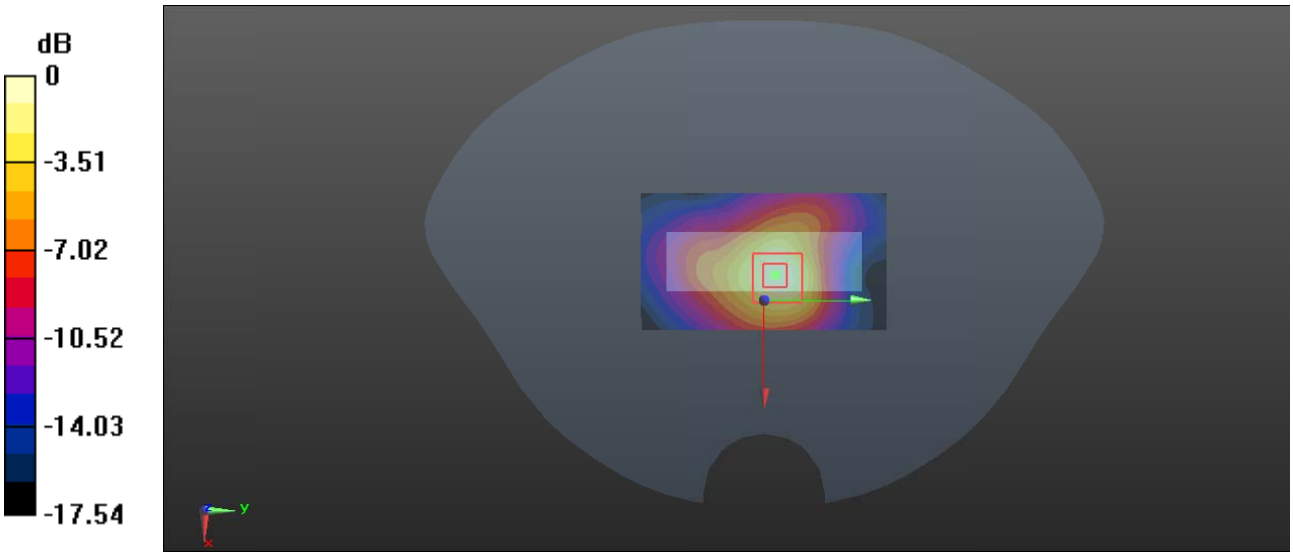


0 dB = 0.206 W/kg = -6.86 dBW/kg

**Test Plot 180#: LTE Band 40_Body Top_1RB_Low**

**DUT: Mobile WiFi; Type: UZ-211-1; Serial: RBJ190927050-SA-S1**

Communication System: Generic TDD-LTE; Frequency: 2310 MHz;Duty Cycle: 1:2
Medium parameters used: f = 2310 MHz; $\sigma$ = 1.689 S/m; $\varepsilon_r$ = 39.768; $\rho$ = 1000 kg/m$^3$ ;
Phantom section: Flat Section

DASY5 Configuration:

- Probe: EX3DV4 - SN7329; ConvF(7.9, 7.9, 7.9) @2310 MHz; Calibrated: 2019/10/22;
- Sensor-Surface: 1.4mm (Mechanical Surface Detection)
- Electronics: DAE4 Sn772;Calibrated: 2019/10/6
- Phantom: Twin SAM; Type: Twin SAM V5.0; Serial: TP:1412
- Measurement SW: DASY52, Version 52.10 (2); SEMCAD X Version 14.6.12 (7470)

**Area Scan (91x51x1):**Interpolated grid: dx=1.200 mm, dy=1.200 mm
Maximum value of SAR (interpolated) = 0.112 W/kg

**Zoom Scan (5x5x7)/Cube 0:**Measurement grid: dx=8mm, dy=8mm, dz=5mm
Reference Value = 6.429 V/m; Power Drift = 0.02 dB
Peak SAR (extrapolated) = 0.131 W/kg
**SAR(1 g) = 0.073 W/kg; SAR(10 g) = 0.041 W/kg**
Maximum value of SAR (measured) = 0.109 W/kg

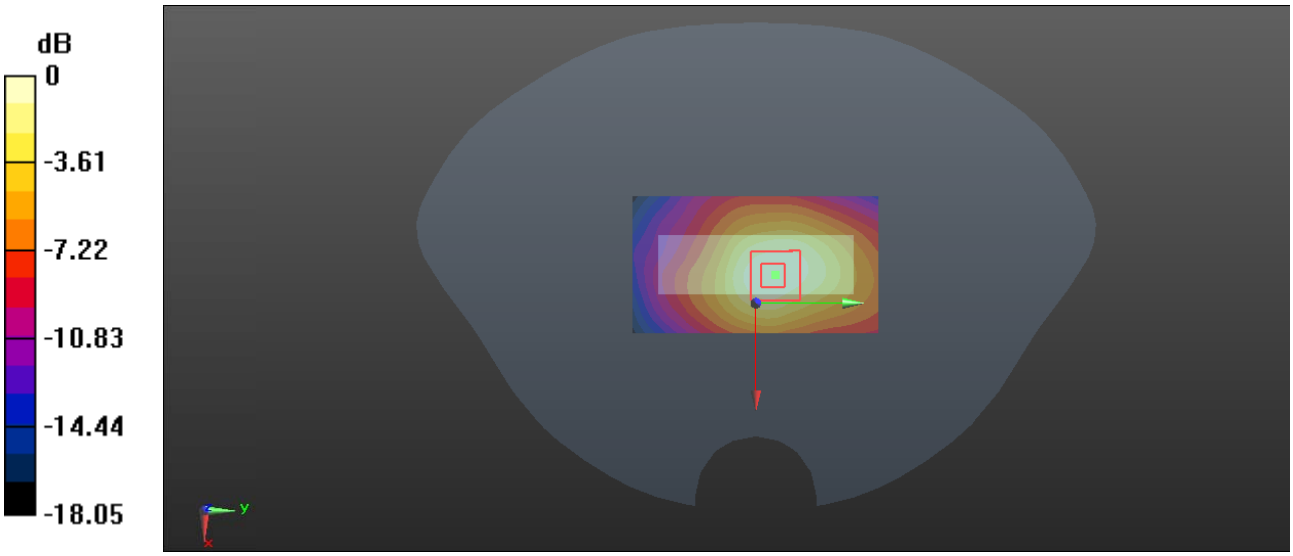


0 dB = 0.109 W/kg = -9.63 dBW/kg

**Test Plot 181#: LTE Band 40_Body Top_50%RB_Low**

**DUT: Mobile WiFi; Type: UZ-211-1; Serial: RBJ190927050-SA-S1**

Communication System: Generic TDD-LTE; Frequency: 2310 MHz;Duty Cycle: 1:2
Medium parameters used: f = 2310 MHz; $\sigma$ = 1.689 S/m; $\varepsilon_r$ = 39.768; $\rho$ = 1000 kg/m$^3$ ;
Phantom section: Flat Section

DASY5 Configuration:

- Probe: EX3DV4 - SN7329; ConvF(7.9, 7.9, 7.9) @2310 MHz; Calibrated: 2019/10/22;
- Sensor-Surface: 1.4mm (Mechanical Surface Detection)
- Electronics: DAE4 Sn772;Calibrated: 2019/10/6
- Phantom: Twin SAM; Type: Twin SAM V5.0; Serial: TP:1412
- Measurement SW: DASY52, Version 52.10 (2); SEMCAD X Version 14.6.12 (7470)

**Area Scan (91x51x1):**Interpolated grid: dx=1.200 mm, dy=1.200 mm
Maximum value of SAR (interpolated) = 0.0811 W/kg

**Zoom Scan (5x5x7)/Cube 0:**Measurement grid: dx=8mm, dy=8mm, dz=5mm
Reference Value = 5.590 V/m; Power Drift = 0.10 dB
Peak SAR (extrapolated) = 0.0980 W/kg
**SAR(1 g) = 0.056 W/kg; SAR(10 g) = 0.032 W/kg**
Maximum value of SAR (measured) = 0.0823 W/kg

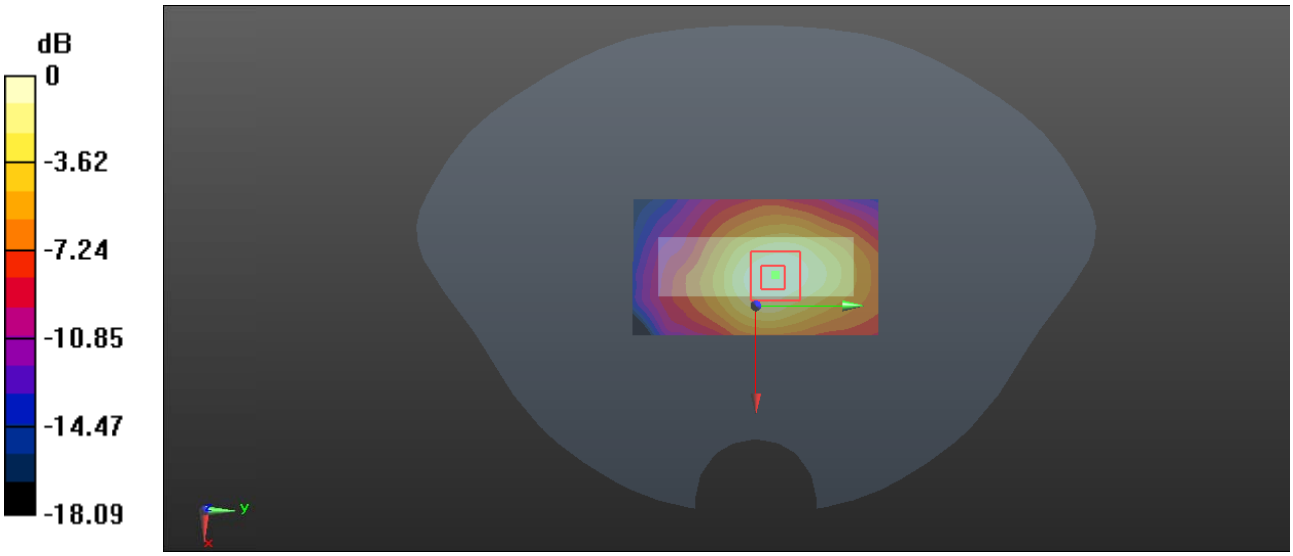


0 dB = 0.0823 W/kg = -10.85 dBW/kg

**Test Plot 182#: LTE Band 40_Body Back_1RB_Middle**

**DUT: Mobile WiFi; Type: UZ-211-1; Serial: RBJ190927050-SA-S1**

Communication System: Generic TDD-LTE; Frequency: 2355 MHz;Duty Cycle: 1:2
Medium parameters used: f =2355 MHz; $\sigma$ = 1.738 S/m; $\varepsilon_r$ = 39.624; $\rho$ = 1000 kg/m$^3$ ;
Phantom section: Flat Section

DASY5 Configuration:

- Probe: EX3DV4 - SN7329; ConvF(7.9, 7.9, 7.9) @2355 MHz; Calibrated: 2019/10/22;
- Sensor-Surface: 1.4mm (Mechanical Surface Detection)
- Electronics: DAE4 Sn772;Calibrated: 2019/10/6
- Phantom: Twin SAM; Type: Twin SAM V5.0; Serial: TP:1412
- Measurement SW: DASY52, Version 52.10 (2); SEMCAD X Version 14.6.12 (7470)

**Area Scan (91x91x1):**Interpolated grid: dx=1.200 mm, dy=1.200 mm
Maximum value of SAR (interpolated) = 0.300 W/kg

**Zoom Scan (5x5x7)/Cube 0:**Measurement grid: dx=8mm, dy=8mm, dz=5mm
Reference Value = 3.378 V/m; Power Drift = 0.07 dB
Peak SAR (extrapolated) = 0.340 W/kg
**SAR(1 g) = 0.185 W/kg; SAR(10 g) = 0.097 W/kg**
Maximum value of SAR (measured) = 0.278 W/kg

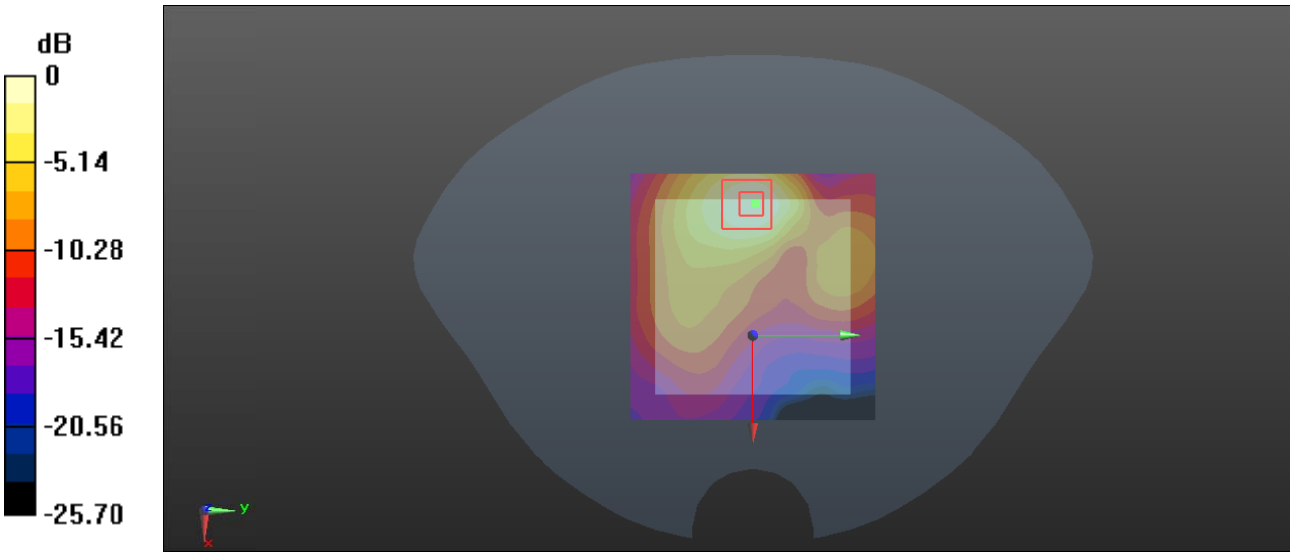


0 dB = 0.278 W/kg = -5.56 dBW/kg

**Test Plot 183#: LTE Band 40_Body Back_50%RB_Middle**

**DUT: Mobile WiFi; Type: UZ-211-1; Serial: RBJ190927050-SA-S1**

Communication System: Generic TDD-LTE; Frequency: 2355 MHz;Duty Cycle: 1:2
Medium parameters used: f =2355 MHz; $\sigma$ = 1.738 S/m; $\varepsilon_r$ = 39.624; $\rho$ = 1000 kg/m$^3$ ;
Phantom section: Flat Section

DASY5 Configuration:

- Probe: EX3DV4 - SN7329; ConvF(7.9, 7.9, 7.9) @2355 MHz; Calibrated: 2019/10/22;
- Sensor-Surface: 1.4mm (Mechanical Surface Detection)
- Electronics: DAE4 Sn772;Calibrated: 2019/10/6
- Phantom: Twin SAM; Type: Twin SAM V5.0; Serial: TP:1412
- Measurement SW: DASY52, Version 52.10 (2); SEMCAD X Version 14.6.12 (7470)

**Area Scan (91x91x1):**Interpolated grid: dx=1.200 mm, dy=1.200 mm
Maximum value of SAR (interpolated) = 0.251 W/kg

**Zoom Scan (5x5x7)/Cube 0:**Measurement grid: dx=8mm, dy=8mm, dz=5mm
Reference Value = 2.908 V/m; Power Drift = -0.07 dB
Peak SAR (extrapolated) = 0.289 W/kg
**SAR(1 g) = 0.153 W/kg; SAR(10 g) = 0.080 W/kg**
Maximum value of SAR (measured) = 0.237 W/kg

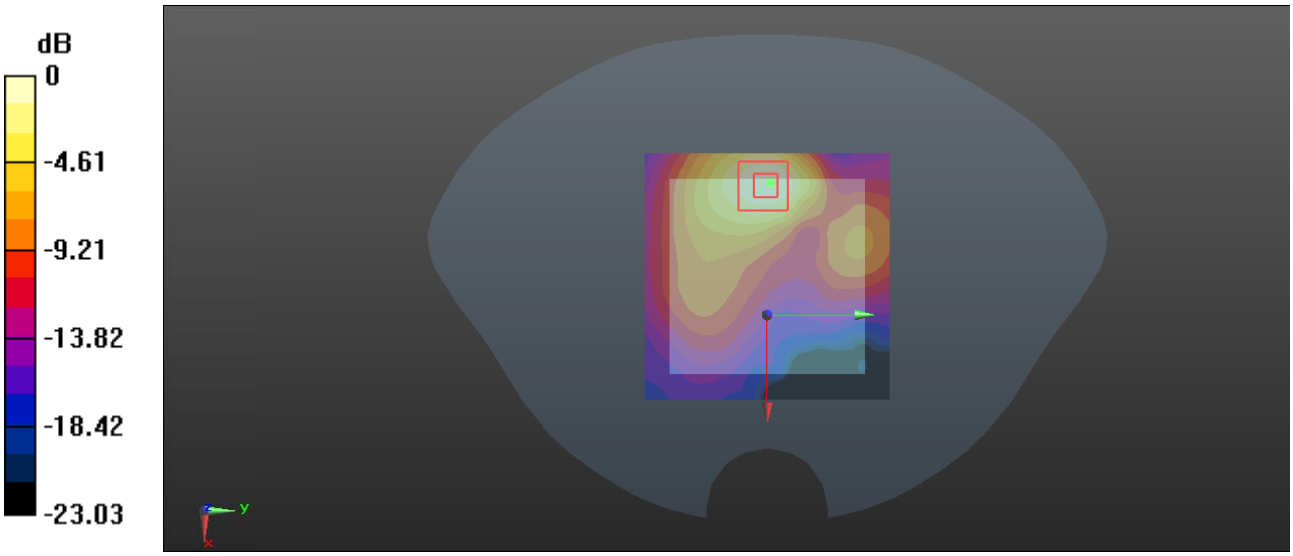


0 dB = 0.237 W/kg = -6.25 dBW/kg

**Test Plot 184#: LTE Band 40_Body Front_1RB_Middle**

**DUT: Mobile WiFi; Type: UZ-211-1; Serial: RBJ190927050-SA-S1**

Communication System: Generic TDD-LTE; Frequency: 2355 MHz;Duty Cycle: 1:2
Medium parameters used: f =2355 MHz; $\sigma$ = 1.738 S/m; $\varepsilon_r$ = 39.624; $\rho$ = 1000 kg/m$^3$ ;
Phantom section: Flat Section

DASY5 Configuration:

- Probe: EX3DV4 - SN7329; ConvF(7.9, 7.9, 7.9) @2355 MHz; Calibrated: 2019/10/22;
- Sensor-Surface: 1.4mm (Mechanical Surface Detection)
- Electronics: DAE4 Sn772;Calibrated: 2019/10/6
- Phantom: Twin SAM; Type: Twin SAM V5.0; Serial: TP:1412
- Measurement SW: DASY52, Version 52.10 (2); SEMCAD X Version 14.6.12 (7470)

**Area Scan (101x91x1):**Interpolated grid: dx=1.200 mm, dy=1.200 mm
Maximum value of SAR (interpolated) = 0.0416 W/kg

**Zoom Scan (5x5x7)/Cube 0:**Measurement grid: dx=8mm, dy=8mm, dz=5mm
Reference Value = 1.839 V/m; Power Drift = 0.06 dB
Peak SAR (extrapolated) = 0.0490 W/kg
**SAR(1 g) = 0.028 W/kg; SAR(10 g) = 0.016 W/kg**
Maximum value of SAR (measured) = 0.0407 W/kg

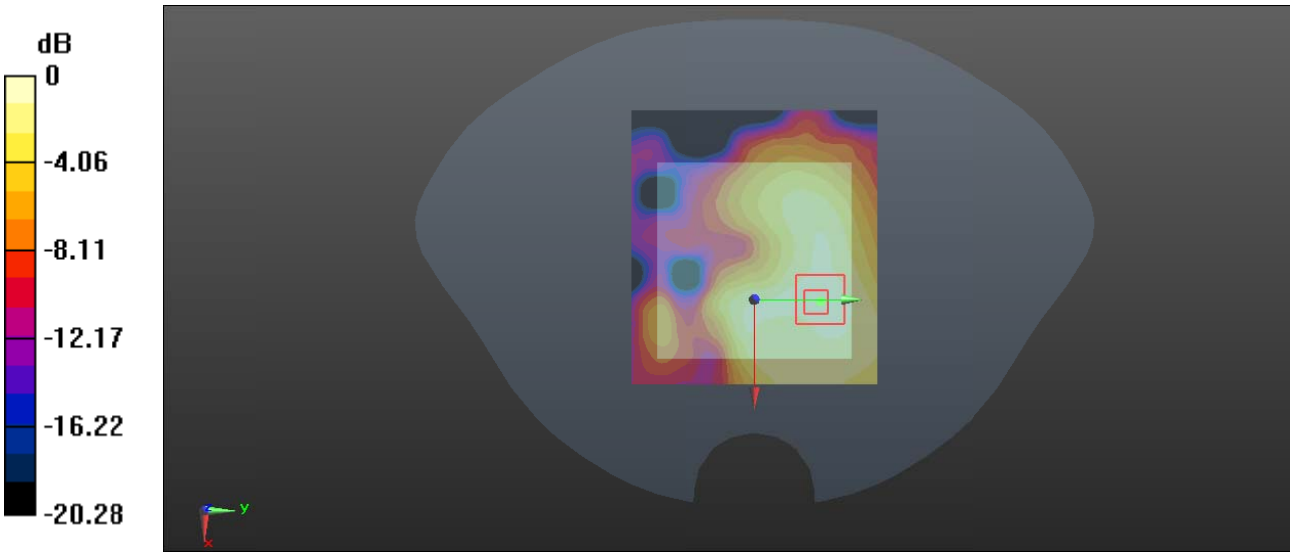


0 dB = 0.0407 W/kg = -13.90 dBW/kg

**Test Plot 185#: LTE Band 40_Body Front_50%RB_Middle**

**DUT: Mobile WiFi; Type: UZ-211-1; Serial: RBJ190927050-SA-S1**

Communication System: Generic TDD-LTE; Frequency: 2355 MHz;Duty Cycle: 1:2
Medium parameters used: f =2355 MHz; $\sigma$ = 1.738 S/m; $\varepsilon_r$ = 39.624; $\rho$ = 1000 kg/m$^3$ ;
Phantom section: Flat Section

DASY5 Configuration:

- Probe: EX3DV4 - SN7329; ConvF(7.9, 7.9, 7.9) @2355 MHz; Calibrated: 2019/10/22;
- Sensor-Surface: 1.4mm (Mechanical Surface Detection)
- Electronics: DAE4 Sn772;Calibrated: 2019/10/6
- Phantom: Twin SAM; Type: Twin SAM V5.0; Serial: TP:1412
- Measurement SW: DASY52, Version 52.10 (2); SEMCAD X Version 14.6.12 (7470)

**Area Scan (101x91x1):**Interpolated grid: dx=1.200 mm, dy=1.200 mm
Maximum value of SAR (interpolated) = 0.0320 W/kg

**Zoom Scan (5x5x7)/Cube 0:**Measurement grid: dx=8mm, dy=8mm, dz=5mm
Reference Value = 1.745 V/m; Power Drift = 0.14 dB
Peak SAR (extrapolated) = 0.103 W/kg
**SAR(1 g) = 0.024 W/kg; SAR(10 g) = 0.013 W/kg**
Maximum value of SAR (measured) = 0.0343 W/kg

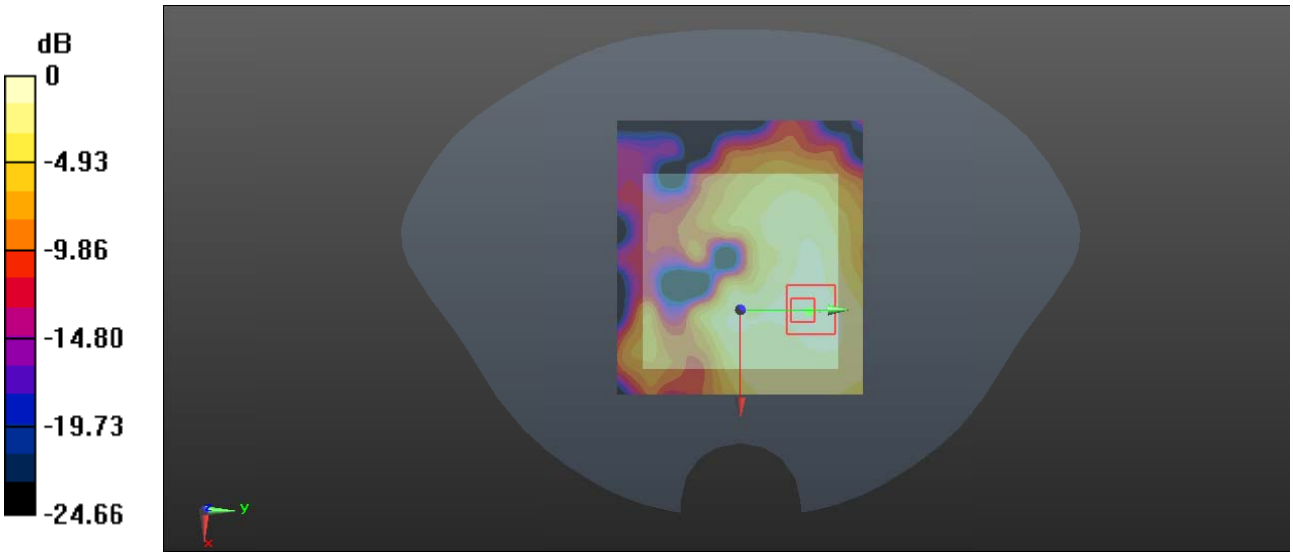


0 dB = 0.0343 W/kg = -14.65 dBW/kg

**Test Plot 186#: LTE Band 40_Body Right_1RB_Middle**

**DUT: Mobile WiFi; Type: UZ-211-1; Serial: RBJ190927050-SA-S1**

Communication System: Generic TDD-LTE; Frequency: 2355 MHz;Duty Cycle: 1:2
Medium parameters used: f =2355 MHz; $\sigma$ = 1.738 S/m; $\varepsilon_r$ = 39.624; $\rho$ = 1000 kg/m$^3$ ;
Phantom section: Flat Section

DASY5 Configuration:

- Probe: EX3DV4 - SN7329; ConvF(7.9, 7.9, 7.9) @2355 MHz; Calibrated: 2019/10/22;
- Sensor-Surface: 1.4mm (Mechanical Surface Detection)
- Electronics: DAE4 Sn772;Calibrated: 2019/10/6
- Phantom: Twin SAM; Type: Twin SAM V5.0; Serial: TP:1412
- Measurement SW: DASY52, Version 52.10 (2); SEMCAD X Version 14.6.12 (7470)

**Area Scan (91x51x1):**Interpolated grid: dx=1.200 mm, dy=1.200 mm
Maximum value of SAR (interpolated) = 0.362 W/kg

**Zoom Scan (5x5x7)/Cube 0:**Measurement grid: dx=8mm, dy=8mm, dz=5mm
Reference Value = 11.18 V/m; Power Drift = -0.04 dB
Peak SAR (extrapolated) = 0.444 W/kg
**SAR(1 g) = 0.235 W/kg; SAR(10 g) = 0.118 W/kg**
Maximum value of SAR (measured) = 0.367 W/kg

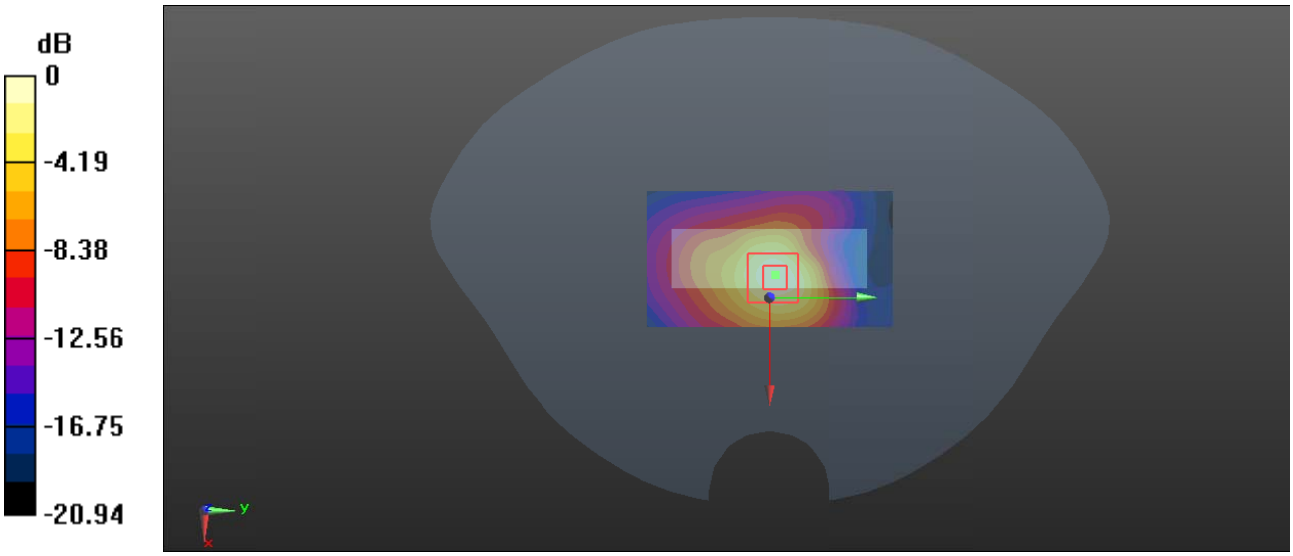


0 dB = 0.367 W/kg = -4.35 dBW/kg

**Test Plot 187#: LTE Band 40_Body Right_50%RB_Middle**

**DUT: Mobile WiFi; Type: UZ-211-1; Serial: RBJ190927050-SA-S1**

Communication System: Generic TDD-LTE; Frequency: 2355 MHz;Duty Cycle: 1:2
Medium parameters used: f =2355 MHz; $\sigma$ = 1.738 S/m; $\varepsilon_r$ = 39.624; $\rho$ = 1000 kg/m$^3$ ;
Phantom section: Flat Section

DASY5 Configuration:

- Probe: EX3DV4 - SN7329; ConvF(7.9, 7.9, 7.9) @2355 MHz; Calibrated: 2019/10/22;
- Sensor-Surface: 1.4mm (Mechanical Surface Detection)
- Electronics: DAE4 Sn772;Calibrated: 2019/10/6
- Phantom: Twin SAM; Type: Twin SAM V5.0; Serial: TP:1412
- Measurement SW: DASY52, Version 52.10 (2); SEMCAD X Version 14.6.12 (7470)

**Area Scan (91x51x1):**Interpolated grid: dx=1.200 mm, dy=1.200 mm
Maximum value of SAR (interpolated) = 0.321 W/kg

**Zoom Scan (5x5x7)/Cube 0:**Measurement grid: dx=8mm, dy=8mm, dz=5mm
Reference Value = 10.09 V/m; Power Drift = -0.09 dB
Peak SAR (extrapolated) = 0.386 W/kg
**SAR(1 g) = 0.201 W/kg; SAR(10 g) = 0.101 W/kg**
Maximum value of SAR (measured) = 0.317 W/kg

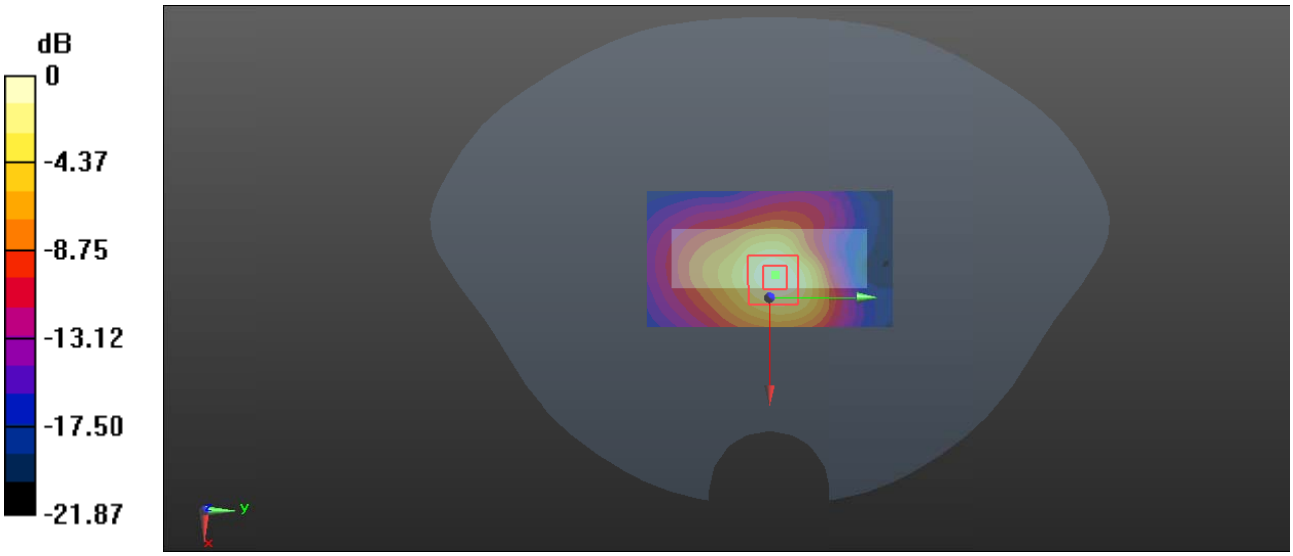


0 dB = 0.317 W/kg = -4.99 dBW/kg

**Test Plot 188#: LTE Band 40_Body Top_1RB_Middle**

**DUT: Mobile WiFi; Type: UZ-211-1; Serial: RBJ190927050-SA-S1**

Communication System: Generic TDD-LTE; Frequency: 2355 MHz;Duty Cycle: 1:2
Medium parameters used: f =2355 MHz; $\sigma$ = 1.738 S/m; $\varepsilon_r$ = 39.624; $\rho$ = 1000 kg/m$^3$ ;
Phantom section: Flat Section

DASY5 Configuration:

- Probe: EX3DV4 - SN7329; ConvF(7.9, 7.9, 7.9) @2355 MHz; Calibrated: 2019/10/22;
- Sensor-Surface: 1.4mm (Mechanical Surface Detection)
- Electronics: DAE4 Sn772;Calibrated: 2019/10/6
- Phantom: Twin SAM; Type: Twin SAM V5.0; Serial: TP:1412
- Measurement SW: DASY52, Version 52.10 (2); SEMCAD X Version 14.6.12 (7470)

**Area Scan (91x51x1):**Interpolated grid: dx=1.200 mm, dy=1.200 mm
Maximum value of SAR (interpolated) = 0.0902 W/kg

**Zoom Scan (5x5x7)/Cube 0:**Measurement grid: dx=8mm, dy=8mm, dz=5mm
Reference Value = 5.848 V/m; Power Drift = 0.08 dB
Peak SAR (extrapolated) = 0.111 W/kg
**SAR(1 g) = 0.059 W/kg; SAR(10 g) = 0.033 W/kg**
Maximum value of SAR (measured) = 0.0916 W/kg

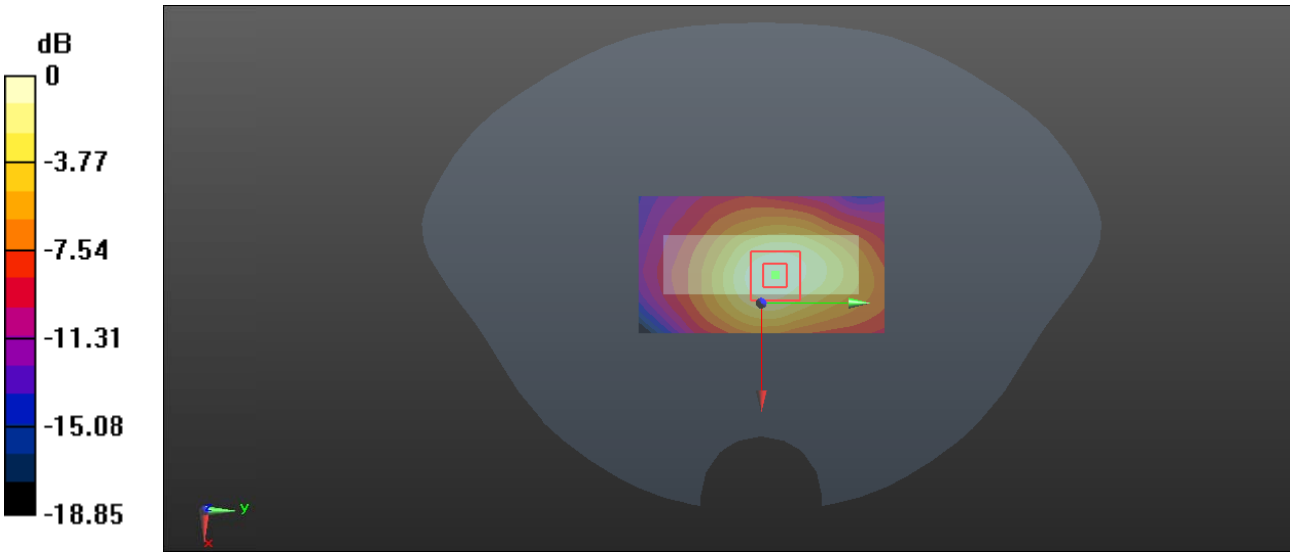


0 dB = 0.0916 W/kg = -10.38 dBW/kg

**Test Plot 189#: LTE Band 40_Body Top_50%RB_Middle**

**DUT: Mobile WiFi; Type: UZ-211-1; Serial: RBJ190927050-SA-S1**

Communication System: Generic TDD-LTE; Frequency: 2355 MHz;Duty Cycle: 1:2
Medium parameters used: f =2355 MHz; $\sigma$ = 1.738 S/m; $\varepsilon_r$ = 39.624; $\rho$ = 1000 kg/m$^3$ ;
Phantom section: Flat Section

DASY5 Configuration:

- Probe: EX3DV4 - SN7329; ConvF(7.9, 7.9, 7.9) @2355 MHz; Calibrated: 2019/10/22;
- Sensor-Surface: 1.4mm (Mechanical Surface Detection)
- Electronics: DAE4 Sn772;Calibrated: 2019/10/6
- Phantom: Twin SAM; Type: Twin SAM V5.0; Serial: TP:1412
- Measurement SW: DASY52, Version 52.10 (2); SEMCAD X Version 14.6.12 (7470)

**Area Scan (91x51x1):**Interpolated grid: dx=1.200 mm, dy=1.200 mm
Maximum value of SAR (interpolated) = 0.0665 W/kg

**Zoom Scan (5x5x7)/Cube 0:**Measurement grid: dx=8mm, dy=8mm, dz=5mm
Reference Value = 5.146 V/m; Power Drift = -0.13 dB
Peak SAR (extrapolated) = 0.0820 W/kg
**SAR(1 g) = 0.045 W/kg; SAR(10 g) = 0.025 W/kg**
Maximum value of SAR (measured) = 0.0682 W/kg

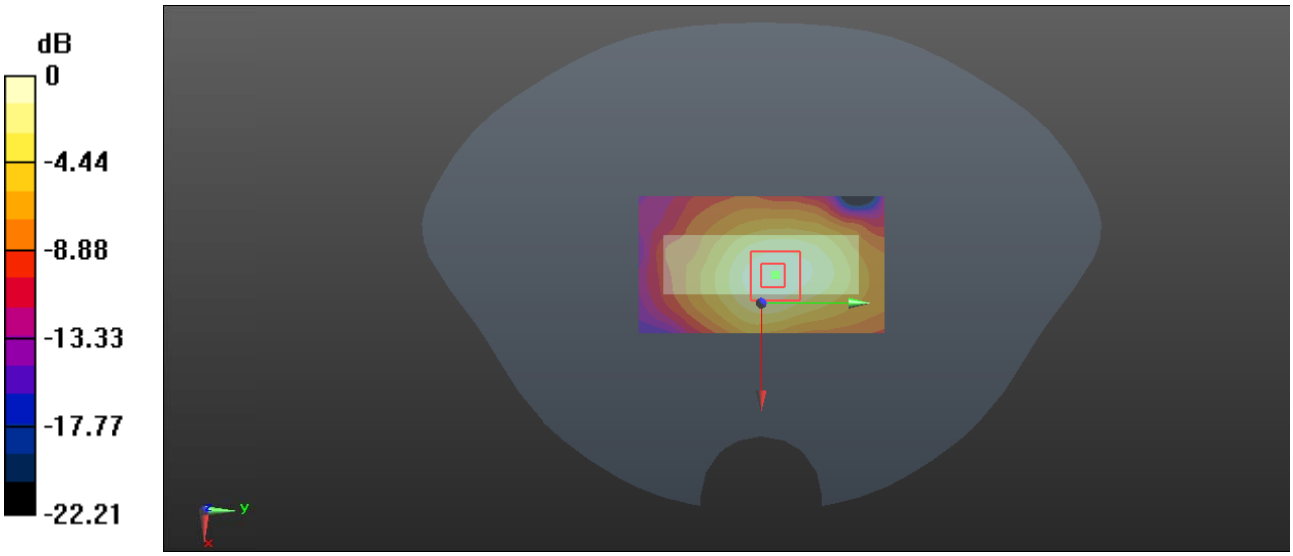


0 dB = 0.0682 W/kg = -11.66 dBW/kg

**Test Plot 190#: LTE Band 41_Body Back_1RB_Low**

**DUT: Mobile WiFi; Type: UZ-211-1; Serial: RBJ190927050-SA-S1**

Communication System: Generic TDD-LTE; Frequency: 2545 MHz;Duty Cycle: 1:2
Medium parameters used: f = 2545 MHz; $\sigma$ = 1.972 S/m; $\varepsilon_r$ = 39.955; $\rho$ = 1000 kg/m$^3$ ;
Phantom section: Flat Section

DASY5 Configuration:

- Probe: EX3DV4 - SN7329; ConvF(7.6, 7.6, 7.6) @2545 MHz; Calibrated: 2019/10/22;
- Sensor-Surface: 1.4mm (Mechanical Surface Detection)
- Electronics: DAE4 Sn772;Calibrated: 2019/10/6
- Phantom: Twin SAM; Type: Twin SAM V5.0; Serial: TP:1412
- Measurement SW: DASY52, Version 52.10 (2); SEMCAD X Version 14.6.12 (7470)

**Area Scan (101x91x1):**Interpolated grid: dx=1.200 mm, dy=1.200 mm
Maximum value of SAR (interpolated) = 1.14 W/kg

**Zoom Scan (5x5x7)/Cube 0:**Measurement grid: dx=8mm, dy=8mm, dz=5mm
Reference Value = 2.010 V/m; Power Drift = 0.04 dB
Peak SAR (extrapolated) = 1.48 W/kg
**SAR(1 g) = 0.735 W/kg; SAR(10 g) = 0.353 W/kg**
Maximum value of SAR (measured) = 1.15 W/kg




0 dB = 1.15 W/kg = 0.61 dBW/kg

**Test Plot 191#: LTE Band 41_Body Back_1RB_Middle**

**DUT: Mobile WiFi; Type: UZ-211-1; Serial: RBJ190927050-SA-S1**

Communication System: Generic TDD-LTE; Frequency: 2595 MHz;Duty Cycle: 1:2
Medium parameters used: f = 2595 MHz; $\sigma$ = 1.991 S/m; $\varepsilon_r$ = 40.279; $\rho$ = 1000 kg/m$^3$ ;
Phantom section: Flat Section

DASY5 Configuration:

- Probe: EX3DV4 - SN7329; ConvF(7.42, 7.42, 7.42) @2595 MHz; Calibrated: 2019/10/22;
- Sensor-Surface: 1.4mm (Mechanical Surface Detection)
- Electronics: DAE4 Sn772;Calibrated: 2019/10/6
- Phantom: Twin SAM; Type: Twin SAM V5.0; Serial: TP:1412
- Measurement SW: DASY52, Version 52.10 (2); SEMCAD X Version 14.6.12 (7470)

**Area Scan (101x91x1):**Interpolated grid: dx=1.200 mm, dy=1.200 mm
Maximum value of SAR (interpolated) = 1.95 W/kg

**Zoom Scan (5x5x7)/Cube 0:**Measurement grid: dx=8mm, dy=8mm, dz=5mm
Reference Value = 1.505 V/m; Power Drift = 0.06 dB
Peak SAR (extrapolated) = 2.38 W/kg
**SAR(1 g) = 1.17 W/kg; SAR(10 g) = 0.553 W/kg**
Maximum value of SAR (measured) = 1.93 W/kg

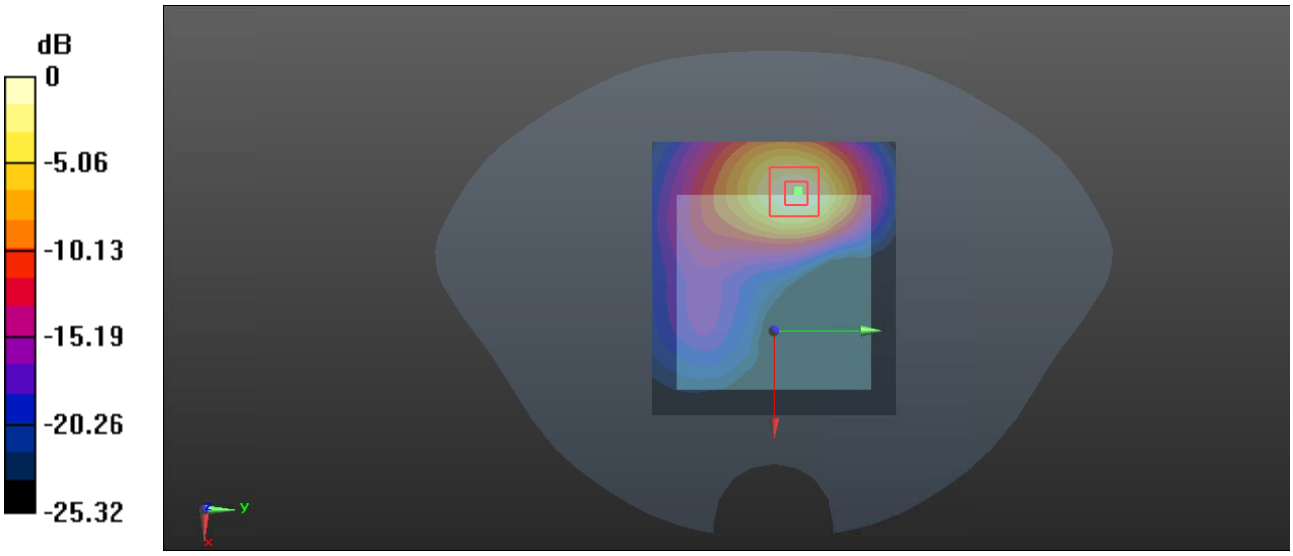


0 dB = 1.93 W/kg = 2.86 dBW/kg

**Test Plot 192#: LTE Band 41_Body Back_1RB_High**

**DUT: Mobile WiFi; Type: UZ-211-1; Serial: RBJ190927050-SA-S1**

Communication System: Generic LTE; Frequency: 2645 MHz;Duty Cycle: 1:1
Medium parameters used: f = 2645 MHz; $\sigma$ = 2.014 S/m; $\varepsilon_r$ = 40.007; $\rho$ = 1000 kg/m$^3$ ;
Phantom section: Flat Section

DASY5 Configuration:

- Probe: EX3DV4 - SN7329; ConvF(7.42, 7.42, 7.42) @2645 MHz; Calibrated: 2019/10/22;
- Sensor-Surface: 1.4mm (Mechanical Surface Detection)
- Electronics: DAE4 Sn772;Calibrated: 2019/10/6
- Phantom: Twin SAM; Type: Twin SAM V5.0; Serial: TP:1412
- Measurement SW: DASY52, Version 52.10 (2); SEMCAD X Version 14.6.12 (7470)

**Area Scan (91x91x1):**Interpolated grid: dx=1.200 mm, dy=1.200 mm
Maximum value of SAR (interpolated) = 1.56 W/kg

**Zoom Scan (5x5x7)/Cube 0:**Measurement grid: dx=8mm, dy=8mm, dz=5mm
Reference Value = 2.740 V/m; Power Drift = 0.13 dB
Peak SAR (extrapolated) = 1.86 W/kg
**SAR(1 g) = 0.977 W/kg; SAR(10 g) = 0.497 W/kg**
Maximum value of SAR (measured) = 1.53 W/kg

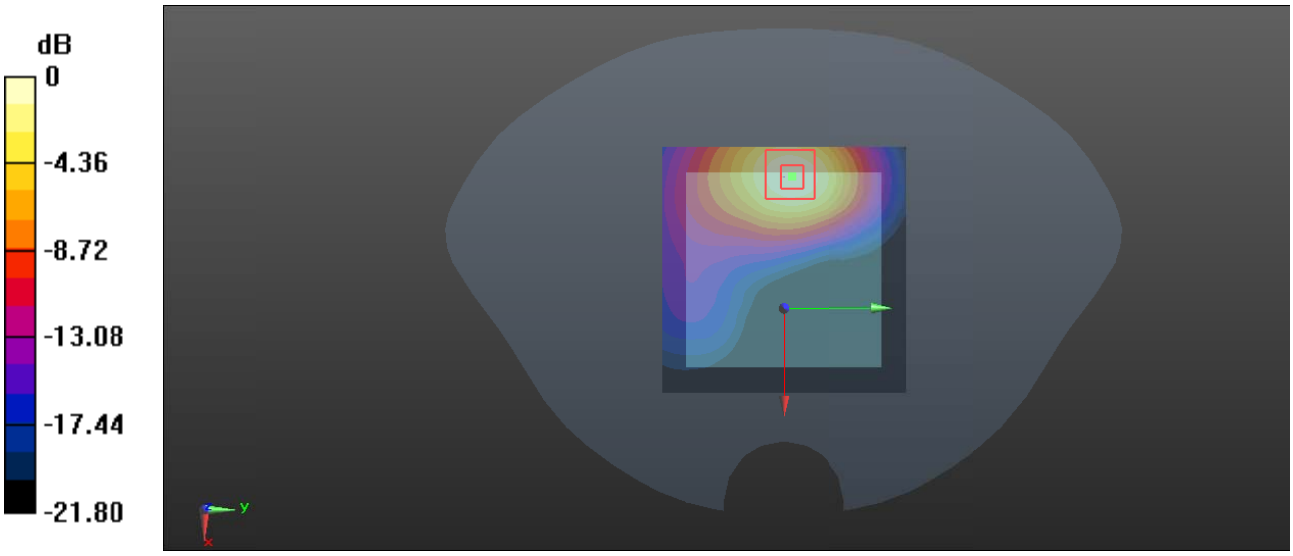


0 dB = 1.53 W/kg = 1.85 dBW/kg

**Test Plot 193#: LTE Band 41_Body Back_50%RB_Low**

**DUT: Mobile WiFi; Type: UZ-211-1; Serial: RBJ190927050-SA-S1**

Communication System: Generic TDD-LTE; Frequency: 2545 MHz;Duty Cycle: 1:2
Medium parameters used: f = 2545 MHz; $\sigma$ = 1.972 S/m; $\varepsilon_r$ = 39.955; $\rho$ = 1000 kg/m$^3$ ;
Phantom section: Flat Section

DASY5 Configuration:

- Probe: EX3DV4 - SN7329; ConvF(7.6, 7.6, 7.6) @2545 MHz; Calibrated: 2019/10/22;
- Sensor-Surface: 1.4mm (Mechanical Surface Detection)
- Electronics: DAE4 Sn772;Calibrated: 2019/10/6
- Phantom: Twin SAM; Type: Twin SAM V5.0; Serial: TP:1412
- Measurement SW: DASY52, Version 52.10 (2); SEMCAD X Version 14.6.12 (7470)

**Area Scan (101x91x1):**Interpolated grid: dx=1.200 mm, dy=1.200 mm
Maximum value of SAR (interpolated) = 0.928 W/kg

**Zoom Scan (5x5x7)/Cube 0:**Measurement grid: dx=8mm, dy=8mm, dz=5mm
Reference Value = 1.734 V/m; Power Drift = 0.15 dB
Peak SAR (extrapolated) = 1.17 W/kg
**SAR(1 g) = 0.584 W/kg; SAR(10 g) = 0.277 W/kg**
Maximum value of SAR (measured) = 0.902 W/kg

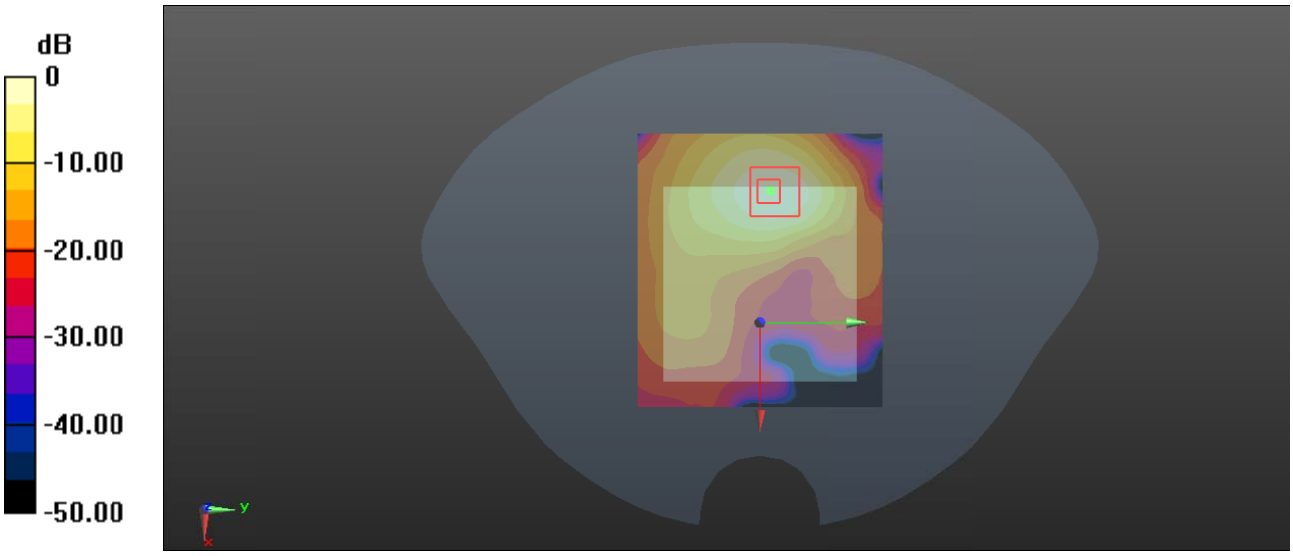


0 dB = 0.902 W/kg = -0.45 dBW/kg

**Test Plot 194#: LTE Band 41_Body Back_50%RB_Middle**

**DUT: Mobile WiFi; Type: UZ-211-1; Serial: RBJ190927050-SA-S1**

Communication System: Generic TDD-LTE; Frequency: 2595 MHz;Duty Cycle: 1:2
Medium parameters used: f = 2595 MHz; $\sigma$ = 1.991 S/m; $\varepsilon_r$ = 40.279; $\rho$ = 1000 kg/m$^3$ ;
Phantom section: Flat Section

DASY5 Configuration:

- Probe: EX3DV4 - SN7329; ConvF(7.42, 7.42, 7.42) @2595 MHz; Calibrated: 2019/10/22;
- Sensor-Surface: 1.4mm (Mechanical Surface Detection)
- Electronics: DAE4 Sn772;Calibrated: 2019/10/6
- Phantom: Twin SAM; Type: Twin SAM V5.0; Serial: TP:1412
- Measurement SW: DASY52, Version 52.10 (2); SEMCAD X Version 14.6.12 (7470)

**Area Scan (101x91x1):**Interpolated grid: dx=1.200 mm, dy=1.200 mm
Maximum value of SAR (interpolated) = 1.62 W/kg

**Zoom Scan (5x5x7)/Cube 0:**Measurement grid: dx=8mm, dy=8mm, dz=5mm
Reference Value = 1.762 V/m; Power Drift = 0.06 dB
Peak SAR (extrapolated) = 1.99 W/kg
**SAR(1 g) = 0.968 W/kg; SAR(10 g) = 0.451 W/kg**
Maximum value of SAR (measured) = 1.59 W/kg

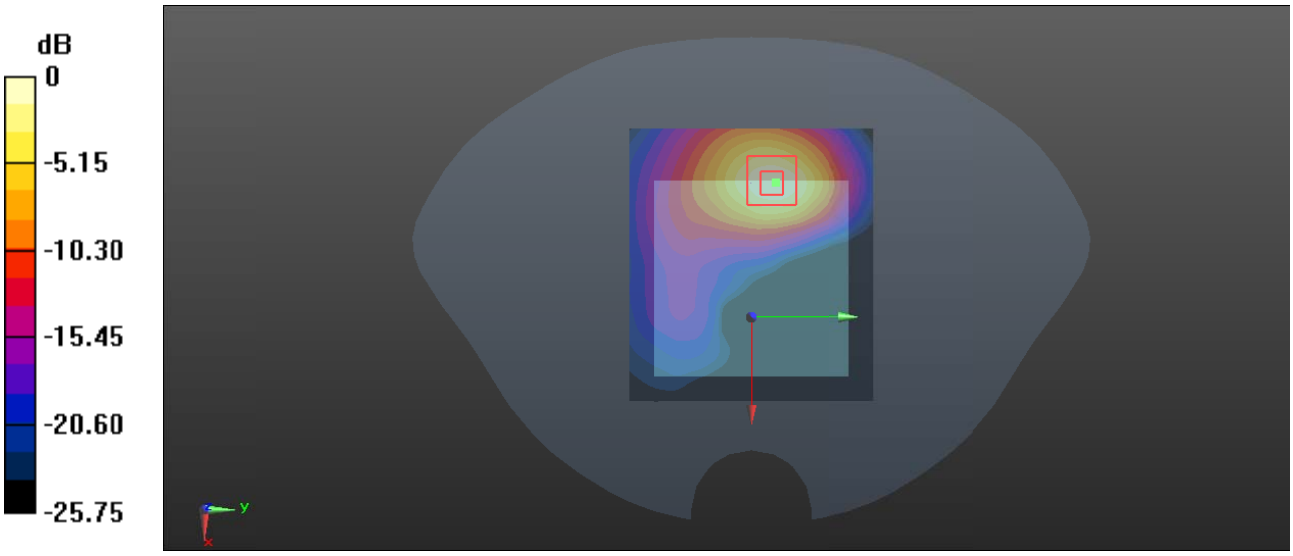


0 dB = 1.59 W/kg = 2.01 dBW/kg

**Test Plot 195#: LTE Band 41_Body Back_50%RB_High**

**DUT: Mobile WiFi; Type: UZ-211-1; Serial: RBJ190927050-SA-S1**

Communication System: Generic LTE; Frequency: 2645 MHz;Duty Cycle: 1:1
Medium parameters used: f = 2645 MHz; $\sigma$ = 2.014 S/m; $\varepsilon_r$ = 40.007; $\rho$ = 1000 kg/m$^3$ ;
Phantom section: Flat Section

DASY5 Configuration:

- Probe: EX3DV4 - SN7329; ConvF(7.42, 7.42, 7.42) @2645 MHz; Calibrated: 2019/10/22;
- Sensor-Surface: 1.4mm (Mechanical Surface Detection)
- Electronics: DAE4 Sn772;Calibrated: 2019/10/6
- Phantom: Twin SAM; Type: Twin SAM V5.0; Serial: TP:1412
- Measurement SW: DASY52, Version 52.10 (2); SEMCAD X Version 14.6.12 (7470)

**Area Scan (91x91x1):**Interpolated grid: dx=1.200 mm, dy=1.200 mm
Maximum value of SAR (interpolated) = 1.17 W/kg

**Zoom Scan (5x5x7)/Cube 0:**Measurement grid: dx=8mm, dy=8mm, dz=5mm
Reference Value = 2.398 V/m; Power Drift = 0.12 dB
Peak SAR (extrapolated) = 1.43 W/kg
**SAR(1 g) = 0.753 W/kg; SAR(10 g) = 0.386 W/kg**
Maximum value of SAR (measured) = 1.18 W/kg

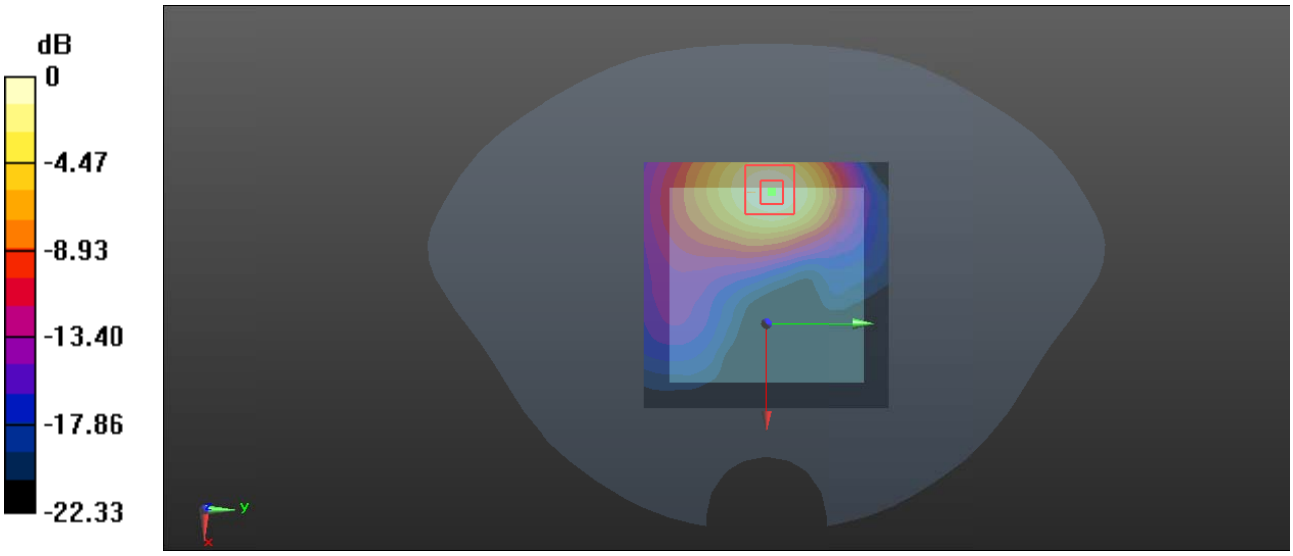


0 dB = 1.18 W/kg = 0.72 dBW/kg

**Test Plot 196#: LTE Band 41_Body Back_100%RB_Middle**

**DUT: Mobile WiFi; Type: UZ-211-1; Serial: RBJ190927050-SA-S1**

Communication System: Generic TDD-LTE; Frequency: 2595 MHz;Duty Cycle: 1:2
Medium parameters used: f = 2595 MHz; $\sigma$ = 1.991 S/m; $\varepsilon_r$ = 40.279; $\rho$ = 1000 kg/m$^3$ ;
Phantom section: Flat Section

DASY5 Configuration:

- Probe: EX3DV4 - SN7329; ConvF(7.42, 7.42, 7.42) @2595 MHz; Calibrated: 2019/10/22;
- Sensor-Surface: 1.4mm (Mechanical Surface Detection)
- Electronics: DAE4 Sn772;Calibrated: 2019/10/6
- Phantom: Twin SAM; Type: Twin SAM V5.0; Serial: TP:1412
- Measurement SW: DASY52, Version 52.10 (2); SEMCAD X Version 14.6.12 (7470)

**Area Scan (91x91x1):**Interpolated grid: dx=1.200 mm, dy=1.200 mm
Maximum value of SAR (interpolated) = 1.63 W/kg

**Zoom Scan (5x5x7)/Cube 0:**Measurement grid: dx=8mm, dy=8mm, dz=5mm
Reference Value = 1.933 V/m; Power Drift = 0.09 dB
Peak SAR (extrapolated) = 2.05 W/kg
**SAR(1 g) = 0.995 W/kg; SAR(10 g) = 0.463 W/kg**
Maximum value of SAR (measured) = 1.64 W/kg

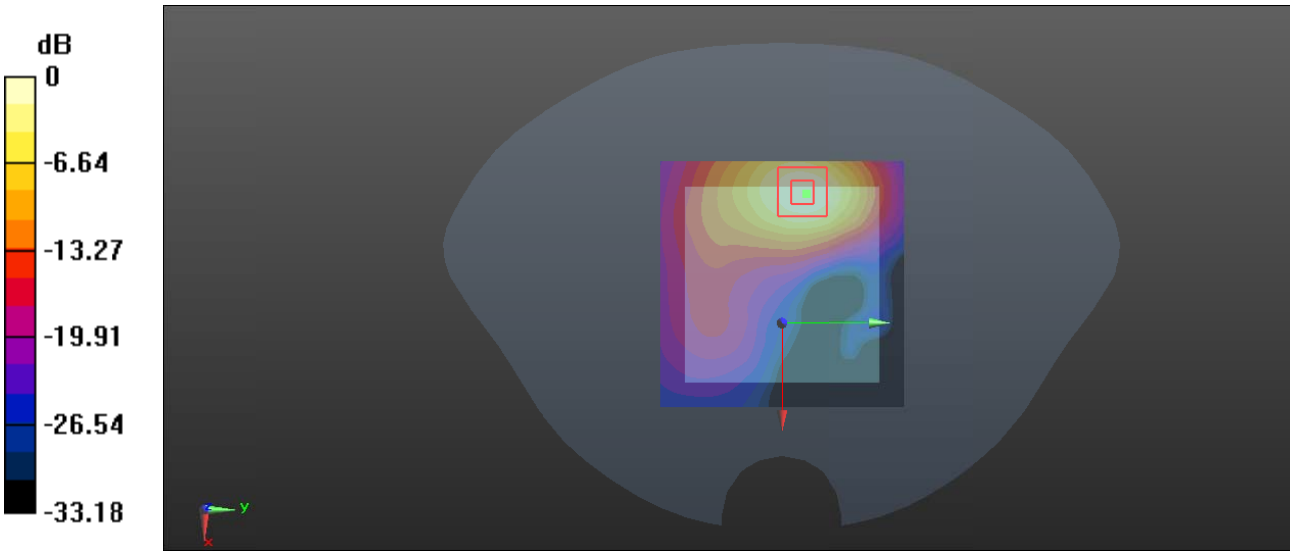


0 dB = 1.64 W/kg = 2.15 dBW/kg

**Test Plot 197#: LTE Band 41_Body Front_1RB_Middle**

**DUT: Mobile WiFi; Type: UZ-211-1; Serial: RBJ190927050-SA-S1**

Communication System: Generic TDD-LTE; Frequency: 2595 MHz;Duty Cycle: 1:2
Medium parameters used: f = 2595 MHz; $\sigma$ = 1.991 S/m; $\varepsilon_r$ = 40.279; $\rho$ = 1000 kg/m$^3$ ;
Phantom section: Flat Section

DASY5 Configuration:

- Probe: EX3DV4 - SN7329; ConvF(7.42, 7.42, 7.42) @2595 MHz; Calibrated: 2019/10/22;
- Sensor-Surface: 1.4mm (Mechanical Surface Detection)
- Electronics: DAE4 Sn772;Calibrated: 2019/10/6
- Phantom: Twin SAM; Type: Twin SAM V5.0; Serial: TP:1412
- Measurement SW: DASY52, Version 52.10 (2); SEMCAD X Version 14.6.12 (7470)

**Area Scan (91x91x1):**Interpolated grid: dx=1.200 mm, dy=1.200 mm
Maximum value of SAR (interpolated) = 0.0266 W/kg

**Zoom Scan (5x5x7)/Cube 0:**Measurement grid: dx=8mm, dy=8mm, dz=5mm
Reference Value = 1.683 V/m; Power Drift = -0.11 dB
Peak SAR (extrapolated) = 0.0330 W/kg
**SAR(1 g) = 0.015 W/kg; SAR(10 g) = 0.00763 W/kg**
Maximum value of SAR (measured) = 0.0256 W/kg

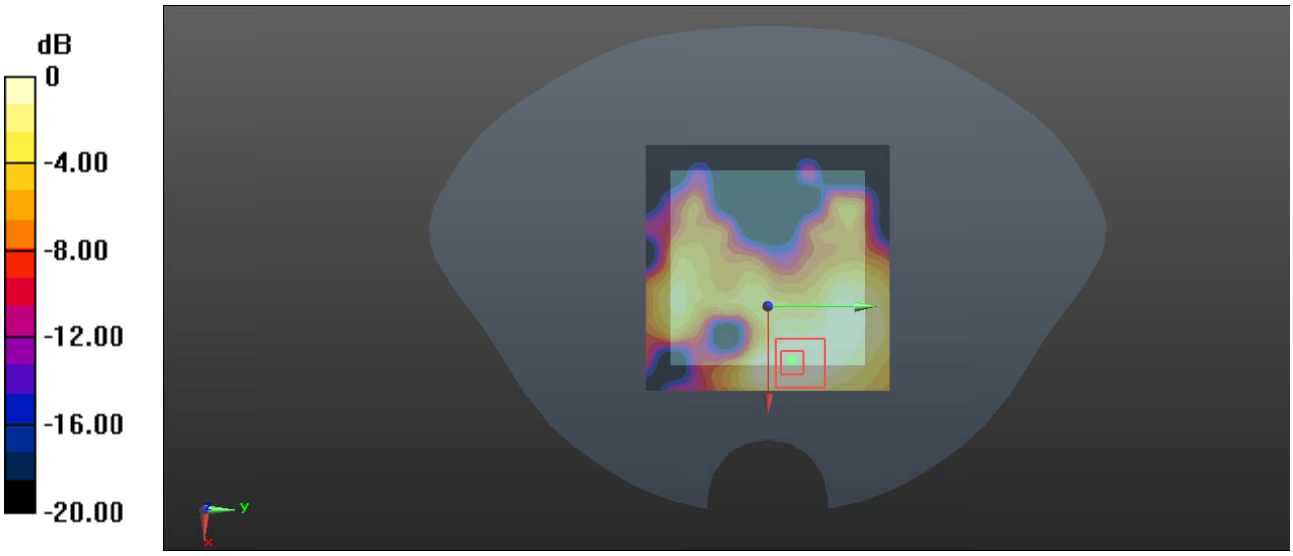


0 dB = 0.0256 W/kg = -15.92 dBW/kg

**Test Plot 198#: LTE Band 41_Body Front_50%RB_Middle**

**DUT: Mobile WiFi; Type: UZ-211-1; Serial: RBJ190927050-SA-S1**

Communication System: Generic TDD-LTE; Frequency: 2595 MHz;Duty Cycle: 1:2
Medium parameters used: f = 2595 MHz; $\sigma$ = 1.991 S/m; $\varepsilon_r$ = 40.279; $\rho$ = 1000 kg/m$^3$ ;
Phantom section: Flat Section

DASY5 Configuration:

- Probe: EX3DV4 - SN7329; ConvF(7.42, 7.42, 7.42) @2595 MHz; Calibrated: 2019/10/22;
- Sensor-Surface: 1.4mm (Mechanical Surface Detection)
- Electronics: DAE4 Sn772;Calibrated: 2019/10/6
- Phantom: Twin SAM; Type: Twin SAM V5.0; Serial: TP:1412
- Measurement SW: DASY52, Version 52.10 (2); SEMCAD X Version 14.6.12 (7470)

**Area Scan (91x91x1):**Interpolated grid: dx=1.200 mm, dy=1.200 mm
Maximum value of SAR (interpolated) = 0.0210 W/kg

**Zoom Scan (5x5x7)/Cube 0:**Measurement grid: dx=8mm, dy=8mm, dz=5mm
Reference Value = 1.176 V/m; Power Drift = 0.06 dB
Peak SAR (extrapolated) = 0.0320 W/kg
**SAR(1 g) = 0.011 W/kg; SAR(10 g) = 0.00534 W/kg**
Maximum value of SAR (measured) = 0.0187 W/kg

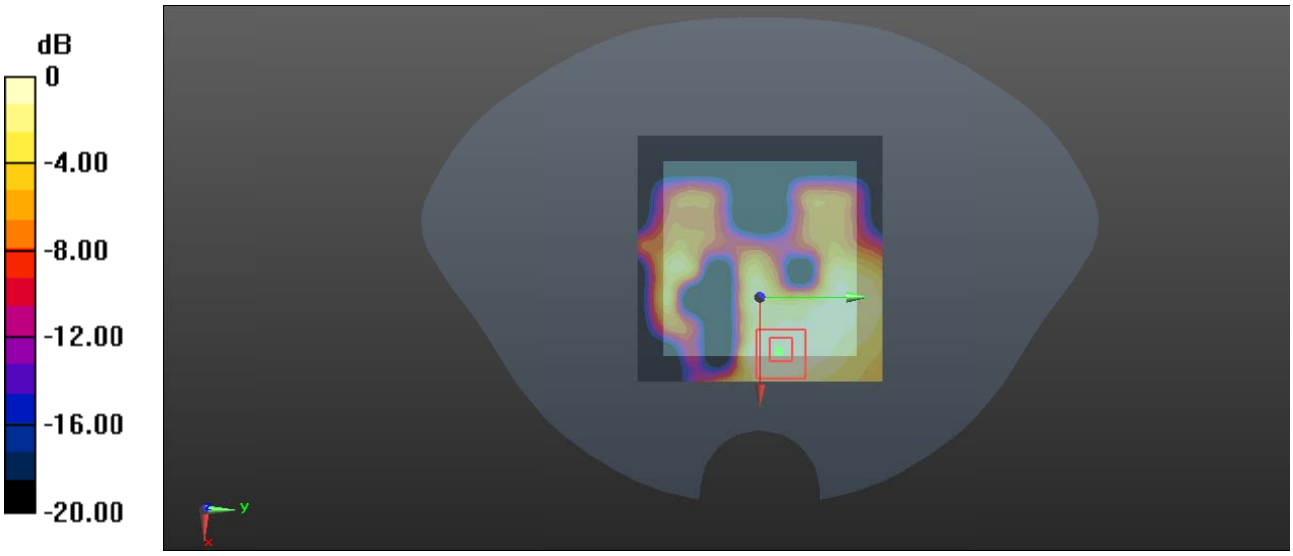


0 dB = 0.0187 W/kg = -17.28 dBW/kg

**Test Plot 199#: LTE Band 41_Body Right_1RB_Middle**

**DUT: Mobile WiFi; Type: UZ-211-1; Serial: RBJ190927050-SA-S1**

Communication System: Generic TDD-LTE; Frequency: 2595 MHz;Duty Cycle: 1:2
Medium parameters used: f = 2595 MHz; $\sigma$ = 1.991 S/m; $\varepsilon_r$ = 40.279; $\rho$ = 1000 kg/m$^3$ ;
Phantom section: Flat Section

DASY5 Configuration:

- Probe: EX3DV4 - SN7329; ConvF(7.42, 7.42, 7.42) @2595 MHz; Calibrated: 2019/10/22;
- Sensor-Surface: 1.4mm (Mechanical Surface Detection)
- Electronics: DAE4 Sn772;Calibrated: 2019/10/6
- Phantom: Twin SAM; Type: Twin SAM V5.0; Serial: TP:1412
- Measurement SW: DASY52, Version 52.10 (2); SEMCAD X Version 14.6.12 (7470)

**Area Scan (91x51x1):**Interpolated grid: dx=1.200 mm, dy=1.200 mm
Maximum value of SAR (interpolated) = 0.764 W/kg

**Zoom Scan (5x5x7)/Cube 0:**Measurement grid: dx=8mm, dy=8mm, dz=5mm
Reference Value = 13.78 V/m; Power Drift = -0.15 dB
Peak SAR (extrapolated) = 0.905 W/kg
**SAR(1 g) = 0.472 W/kg; SAR(10 g) = 0.235 W/kg**
Maximum value of SAR (measured) = 0.749 W/kg

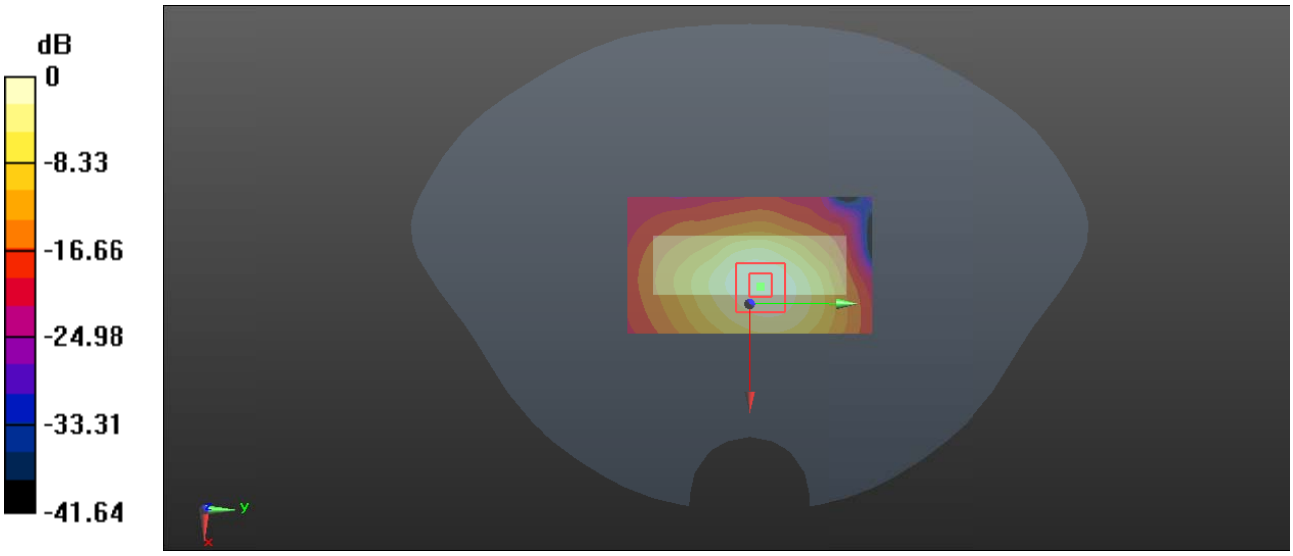


0 dB = 0.749 W/kg = -1.26 dBW/kg

**Test Plot 200#: LTE Band 41_Body Right_50%RB_Middle**

**DUT: Mobile WiFi; Type: UZ-211-1; Serial: RBJ190927050-SA-S1**

Communication System: Generic TDD-LTE; Frequency: 2595 MHz;Duty Cycle: 1:2
Medium parameters used: f = 2595 MHz; $\sigma$ = 1.991 S/m; $\varepsilon_r$ = 40.279; $\rho$ = 1000 kg/m$^3$ ;
Phantom section: Flat Section

DASY5 Configuration:

- Probe: EX3DV4 - SN7329; ConvF(7.42, 7.42, 7.42) @2595 MHz; Calibrated: 2019/10/22;
- Sensor-Surface: 1.4mm (Mechanical Surface Detection)
- Electronics: DAE4 Sn772;Calibrated: 2019/10/6
- Phantom: Twin SAM; Type: Twin SAM V5.0; Serial: TP:1412
- Measurement SW: DASY52, Version 52.10 (2); SEMCAD X Version 14.6.12 (7470)

**Area Scan (91x51x1):**Interpolated grid: dx=1.200 mm, dy=1.200 mm
Maximum value of SAR (interpolated) = 0.595 W/kg

**Zoom Scan (5x5x7)/Cube 0:**Measurement grid: dx=8mm, dy=8mm, dz=5mm
Reference Value = 12.03 V/m; Power Drift = -0.07 dB
Peak SAR (extrapolated) = 1.20 W/kg
**SAR(1 g) = 0.448 W/kg; SAR(10 g) = 0.187 W/kg**
Maximum value of SAR (measured) = 0.579 W/kg

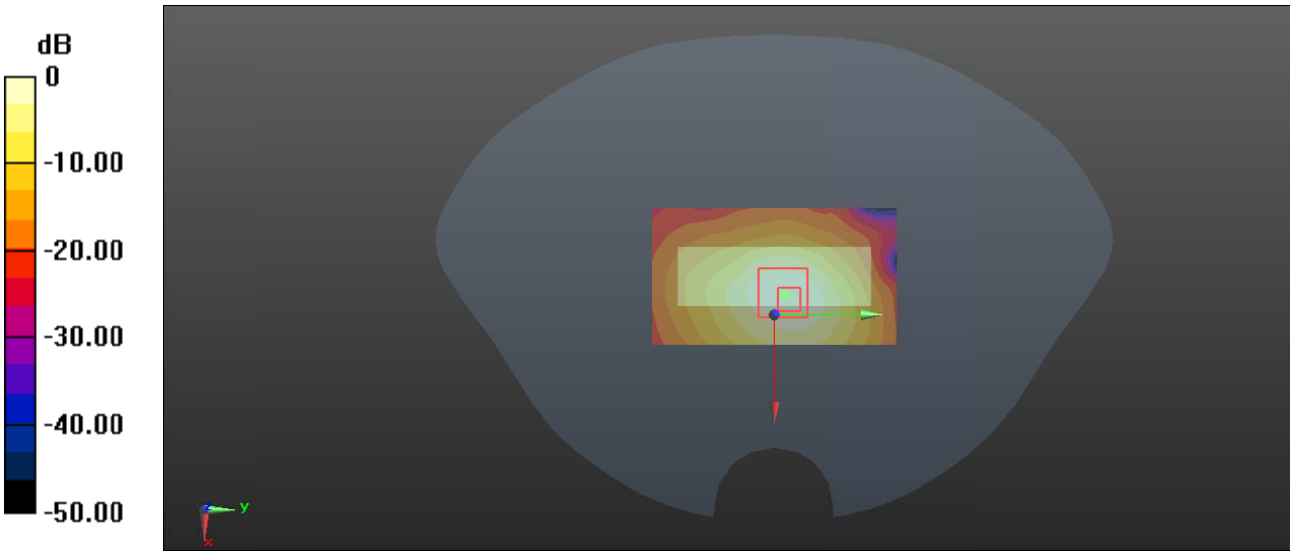


0 dB = 0.579 W/kg = -2.37 dBW/kg

**Test Plot 201#: LTE Band 41_Body Top_1RB_Middle**

**DUT: Mobile WiFi; Type: UZ-211-1; Serial: RBJ190927050-SA-S1**

Communication System: Generic TDD-LTE; Frequency: 2595 MHz;Duty Cycle: 1:2
Medium parameters used: f = 2595 MHz; $\sigma$ = 1.991 S/m; $\varepsilon_r$ = 40.279; $\rho$ = 1000 kg/m$^3$ ;
Phantom section: Flat Section

DASY5 Configuration:

- Probe: EX3DV4 - SN7329; ConvF(7.42, 7.42, 7.42) @2595 MHz; Calibrated: 2019/10/22;
- Sensor-Surface: 1.4mm (Mechanical Surface Detection)
- Electronics: DAE4 Sn772;Calibrated: 2019/10/6
- Phantom: Twin SAM; Type: Twin SAM V5.0; Serial: TP:1412
- Measurement SW: DASY52, Version 52.10 (2); SEMCAD X Version 14.6.12 (7470)

**Area Scan (91x51x1):**Interpolated grid: dx=1.200 mm, dy=1.200 mm
Maximum value of SAR (interpolated) = 0.0313 W/kg

**Zoom Scan (5x5x7)/Cube 0:**Measurement grid: dx=8mm, dy=8mm, dz=5mm
Reference Value = 3.195 V/m; Power Drift = -0.02 dB
Peak SAR (extrapolated) = 0.0380 W/kg
**SAR(1 g) = 0.019 W/kg; SAR(10 g) = 0.00956 W/kg**
Maximum value of SAR (measured) = 0.0304 W/kg

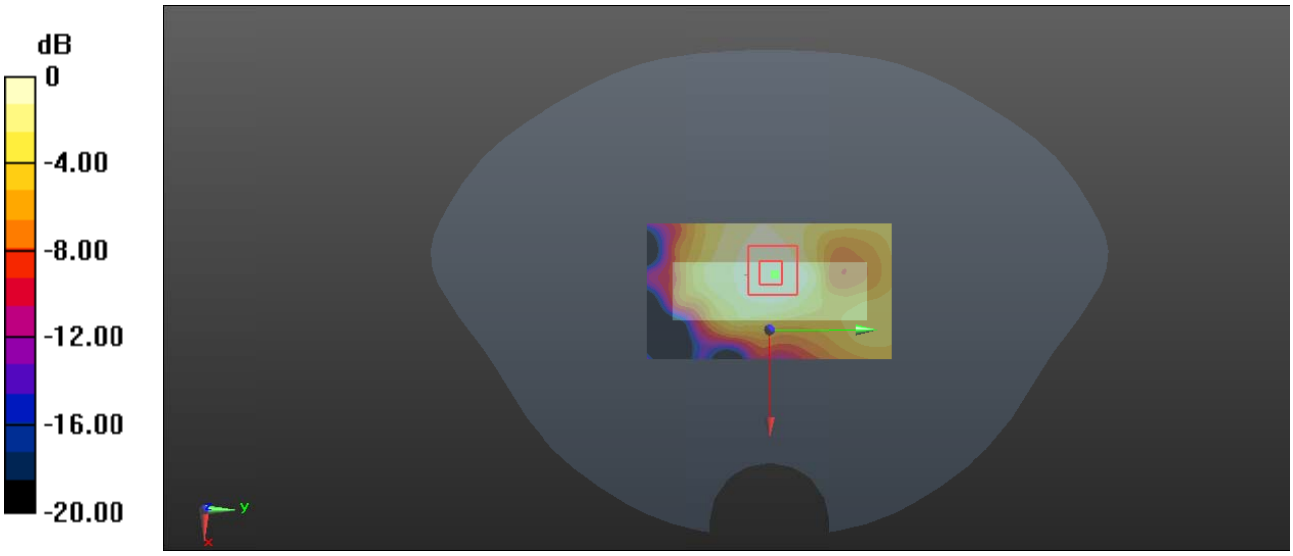


0 dB = 0.0304 W/kg = -15.17 dBW/kg

**Test Plot 202#: LTE Band 41_Body Top_50%RB_Middle**

**DUT: Mobile WiFi; Type: UZ-211-1; Serial: RBJ190927050-SA-S1**

Communication System: Generic TDD-LTE; Frequency: 2595 MHz;Duty Cycle: 1:2
Medium parameters used: f = 2595 MHz; $\sigma$ = 1.991 S/m; $\varepsilon_r$ = 40.279; $\rho$ = 1000 kg/m$^3$ ;
Phantom section: Flat Section

DASY5 Configuration:

- Probe: EX3DV4 - SN7329; ConvF(7.42, 7.42, 7.42) @2595 MHz; Calibrated: 2019/10/22;
- Sensor-Surface: 1.4mm (Mechanical Surface Detection)
- Electronics: DAE4 Sn772;Calibrated: 2019/10/6
- Phantom: Twin SAM; Type: Twin SAM V5.0; Serial: TP:1412
- Measurement SW: DASY52, Version 52.10 (2); SEMCAD X Version 14.6.12 (7470)

**Area Scan (91x51x1):**Interpolated grid: dx=1.200 mm, dy=1.200 mm
Maximum value of SAR (interpolated) = 0.0304 W/kg

**Zoom Scan (6x6x7)/Cube 0:**Measurement grid: dx=8mm, dy=8mm, dz=5mm
Reference Value = 2.775 V/m; Power Drift = 0.18 dB
Peak SAR (extrapolated) = 0.0410 W/kg
**SAR(1 g) = 0.015 W/kg; SAR(10 g) = 0.00647 W/kg**
Maximum value of SAR (measured) = 0.0247 W/kg

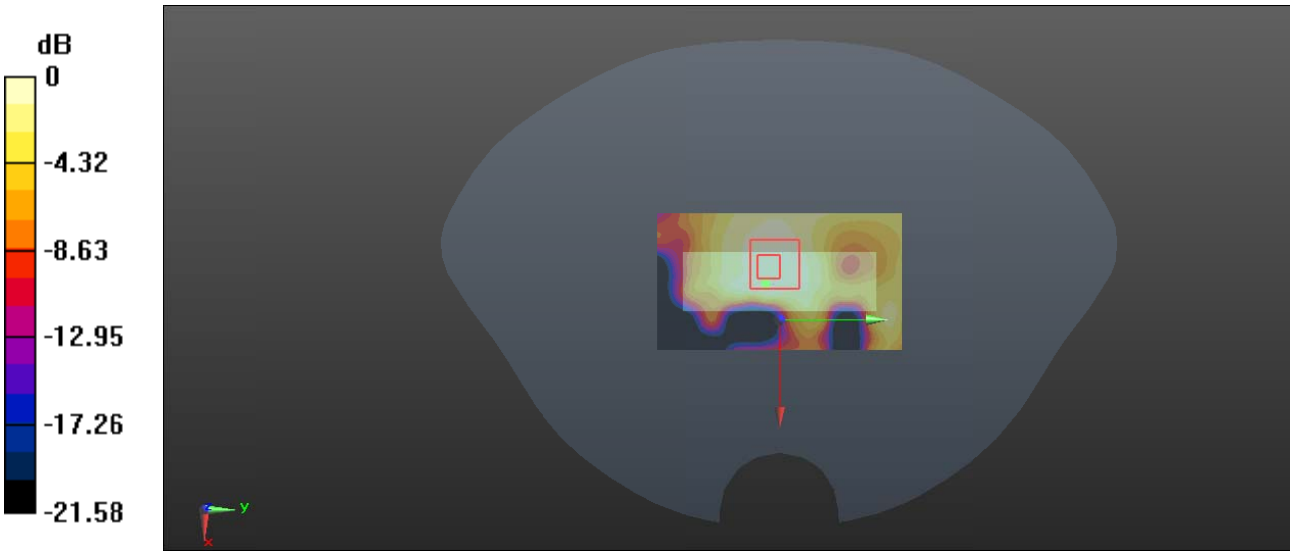


0 dB = 0.0247 W/kg = -16.07 dBW/kg

**Test Plot 203#: WLAN 2.4G Mode B_Body Back_Middle**

**DUT: Mobile WiFi; Type: UZ-211-1; Serial: RBJ190927050-SA-S1**

Communication System: 802.11 b; Frequency: 2437 MHz;Duty Cycle: 1:1
Medium parameters used: f = 2437 MHz; $\sigma$ = 1.773 S/m; $\varepsilon_r$ = 40.26; $\rho$ = 1000 kg/m$^3$
Phantom section: Flat Section

DASY5 Configuration:

- Probe: EX3DV4 - SN7329; ConvF(7.6, 7.6, 7.6) @ 2437 MHz; Calibrated: 2019/10/22
- Sensor-Surface: 1.4mm (Mechanical Surface Detection)
- Electronics: DAE4 Sn772; Calibrated: 2019/10/6
- Phantom: Twin SAM; Type: Twin SAM V5.0; Serial: TP:1412
- Measurement SW: DASY52, Version 52.10 (2); SEMCAD X Version 14.6.12 (7470)

**Area Scan (91x91x1):** Interpolated grid: dx=1.200 mm, dy=1.200 mm
Maximum value of SAR (interpolated) = 0.0825 W/kg

**Zoom Scan (5x5x7)/Cube 0:** Measurement grid: dx=8mm, dy=8mm, dz=5mm
Reference Value = 2.838 V/m; Power Drift = -0.15 dB
Peak SAR (extrapolated) = 0.0900 W/kg
**SAR(1 g) = 0.048 W/kg; SAR(10 g) = 0.026 W/kg**
Maximum value of SAR (measured) = 0.0734 W/kg

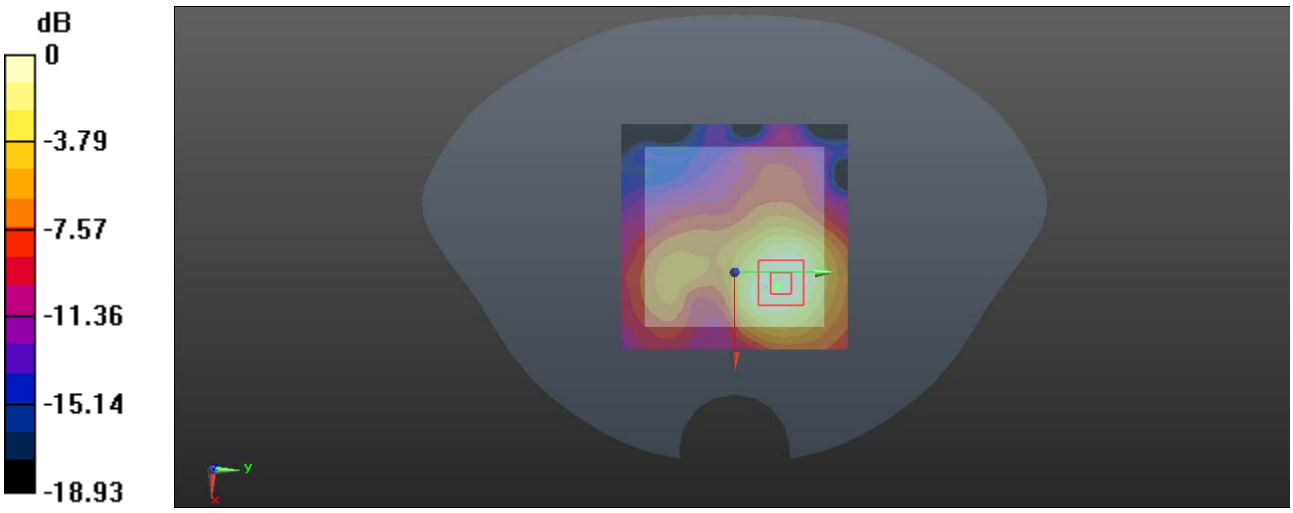


0 dB = 0.0734 W/kg = -11.34 dBW/kg

**Test Plot 204#: WLAN 2.4G Mode B _Body Front _Middle**

**DUT: Mobile WiFi; Type: UZ-211-1; Serial: RBJ190927050-SA-S1**

Communication System: 802.11 b; Frequency: 2437 MHz;Duty Cycle: 1:1
Medium parameters used: f = 2437 MHz; $\sigma$ = 1.773 S/m; $\varepsilon_r$ = 40.26; $\rho$ = 1000 kg/m$^3$
Phantom section: Flat Section

DASY5 Configuration:

- Probe: EX3DV4 - SN7329; ConvF(7.6, 7.6, 7.6) @ 2437 MHz; Calibrated: 2019/10/22
- Sensor-Surface: 1.4mm (Mechanical Surface Detection)
- Electronics: DAE4 Sn772; Calibrated: 2019/10/6
- Phantom: Twin SAM; Type: Twin SAM V5.0; Serial: TP:1412
- Measurement SW: DASY52, Version 52.10 (2); SEMCAD X Version 14.6.12 (7470)

**Area Scan (101x91x1):** Interpolated grid: dx=1.200 mm, dy=1.200 mm
Maximum value of SAR (interpolated) = 0.0893 W/kg

**Zoom Scan (5x5x7)/Cube 0:** Measurement grid: dx=8mm, dy=8mm, dz=5mm
Reference Value = 2.680 V/m; Power Drift = 0.04 dB
Peak SAR (extrapolated) = 0.100 W/kg
**SAR(1 g) = 0.056 W/kg; SAR(10 g) = 0.032 W/kg**
Maximum value of SAR (measured) = 0.0825 W/kg

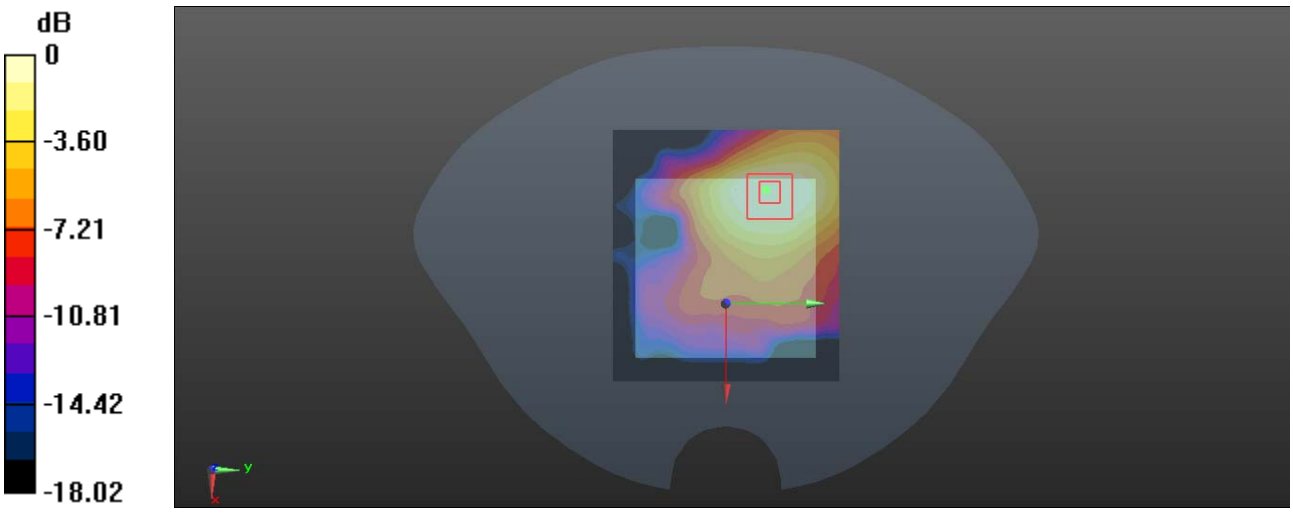


0 dB = 0.0825 W/kg = -10.84 dBW/kg

**Test Plot205#: WLAN 2.4G Mode B_Body Left_Middle**

**DUT: Mobile WiFi; Type: UZ-211-1; Serial: RBJ190927050-SA-S1**

Communication System: 802.11 b; Frequency: 2437 MHz;Duty Cycle: 1:1
Medium parameters used: f = 2437 MHz; $\sigma$ = 1.773 S/m; $\varepsilon_r$ = 40.26; $\rho$ = 1000 kg/m$^3$
Phantom section: Flat Section

DASY5 Configuration:

- Probe: EX3DV4 - SN7329; ConvF(7.6, 7.6, 7.6) @ 2437 MHz; Calibrated: 2019/10/22
- Sensor-Surface: 1.4mm (Mechanical Surface Detection)
- Electronics: DAE4 Sn772; Calibrated: 2019/10/6
- Phantom: Twin SAM; Type: Twin SAM V5.0; Serial: TP:1412
- Measurement SW: DASY52, Version 52.10 (2); SEMCAD X Version 14.6.12 (7470)

**Area Scan (91x61x1):** Interpolated grid: dx=1.200 mm, dy=1.200 mm
Maximum value of SAR (interpolated) = 0.0801 W/kg

**Zoom Scan (6x5x7)/Cube 0:** Measurement grid: dx=8mm, dy=8mm, dz=5mm
Reference Value = 2.876 V/m; Power Drift = 0.09 dB
Peak SAR (extrapolated) = 0.102 W/kg
**SAR(1 g) = 0.053 W/kg; SAR(10 g) = 0.028 W/kg**
Maximum value of SAR (measured) = 0.0813 W/kg

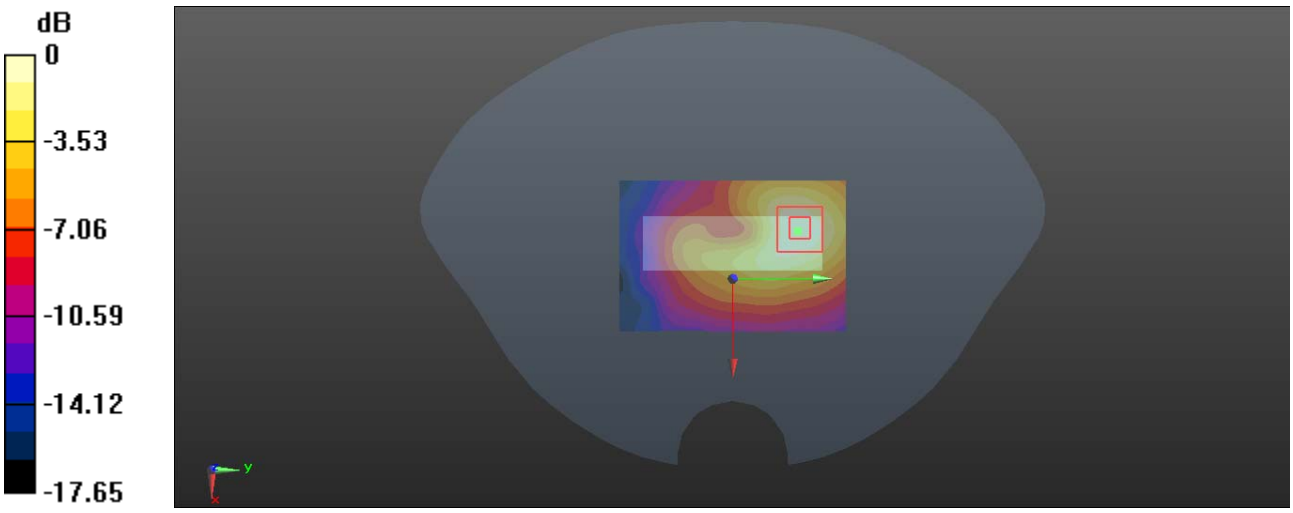


0 dB = 0.0813 W/kg = -10.90 dBW/kg

**Test Plot206#: WLAN 2.4G Mode B_Body Top _Middle**

**DUT: Mobile WiFi; Type: UZ-211-1; Serial: RBJ190927050-SA-S1**

Communication System: 802.11 b; Frequency: 2472 MHz;Duty Cycle: 1:1
Medium parameters used: f = 2437 MHz; $\sigma$ = 1.773 S/m; $\varepsilon_r$ = 40.26; $\rho$ = 1000 kg/m$^3$
Phantom section: Flat Section

DASY5 Configuration:

- Probe: EX3DV4 - SN7329; ConvF(7.6, 7.6, 7.6) @ 2472 MHz; Calibrated: 2019/10/22
- Sensor-Surface: 1.4mm (Mechanical Surface Detection)
- Electronics: DAE4 Sn772; Calibrated: 2019/10/6
- Phantom: Twin SAM; Type: Twin SAM V5.0; Serial: TP:1412
- Measurement SW: DASY52, Version 52.10 (2); SEMCAD X Version 14.6.12 (7470)

**Area Scan (91x61x1):** Interpolated grid: dx=1.200 mm, dy=1.200 mm
Maximum value of SAR (interpolated) = 0.174 W/kg

**Zoom Scan (6x5x7)/Cube 0:** Measurement grid: dx=8mm, dy=8mm, dz=5mm
Reference Value = 4.142 V/m; Power Drift = 0.11 dB
Peak SAR (extrapolated) = 0.209 W/kg
**SAR(1 g) = 0.108 W/kg; SAR(10 g) = 0.055 W/kg**
Maximum value of SAR (measured) = 0.171 W/kg

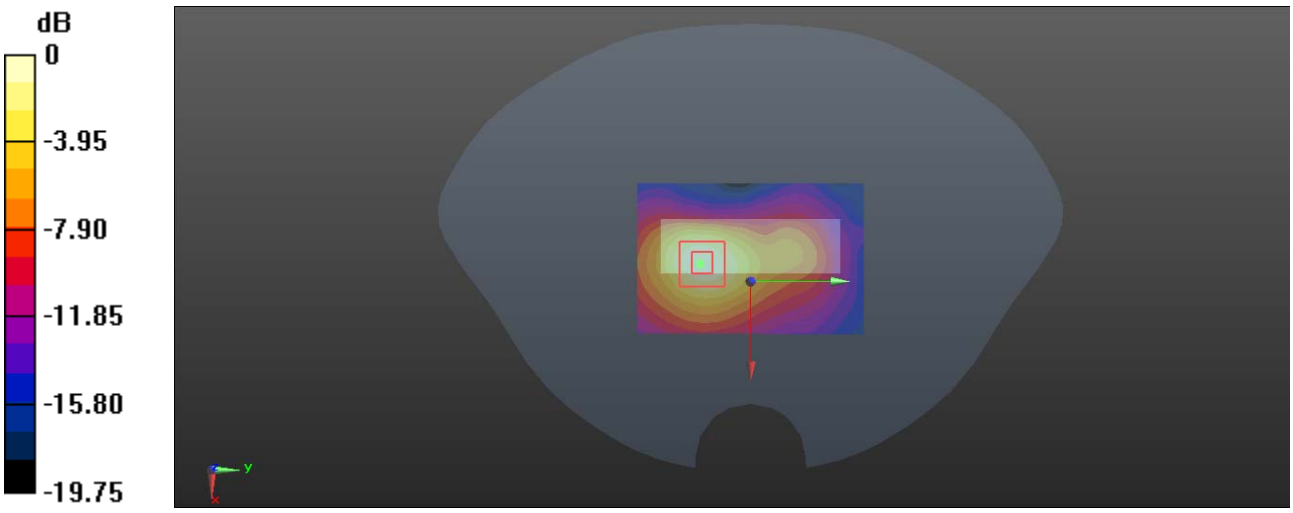


0 dB = 0.171 W/kg = -7.67 dBW/kg

**Test Plot207#: WLAN 5.2G Mode A_Body Back_Middle**

**DUT: Mobile WiFi; Type: UZ-211-1; Serial: RBJ190927050-SA-S1**

Communication System: 802.11 a; Frequency: 5200 MHz;Duty Cycle: 1:1.02329
Medium parameters used: f = 5200 MHz; $\sigma$ = 4.708 S/m; $\varepsilon_r$ = 36.446; $\rho$ = 1000 kg/m$^3$
Phantom section: Flat Section

DASY5 Configuration:

- Probe: EX3DV4 - SN7329; ConvF(5.57, 5.57, 5.57) @ 5200 MHz; Calibrated: 2019/10/22
- Sensor-Surface: 1.4mm (Mechanical Surface Detection)
- Electronics: DAE4 Sn772; Calibrated: 2019/10/6
- Phantom: Twin SAM; Type: Twin SAM V5.0; Serial: TP:1412
- Measurement SW: DASY52, Version 52.10 (2); SEMCAD X Version 14.6.12 (7470)

**Area Scan (111x111x1):** Interpolated grid: dx=1.000 mm, dy=1.000 mm
Maximum value of SAR (interpolated) = 0.146 W/kg

**Zoom Scan (8x8x6)/Cube 0:** Measurement grid: dx=5mm, dy=5mm, dz=2mm
Reference Value = 3.413 V/m; Power Drift = 0.13 dB
Peak SAR (extrapolated) = 0.305 W/kg
**SAR(1 g) = 0.084 W/kg; SAR(10 g) = 0.036 W/kg**
Maximum value of SAR (measured) = 0.180 W/kg

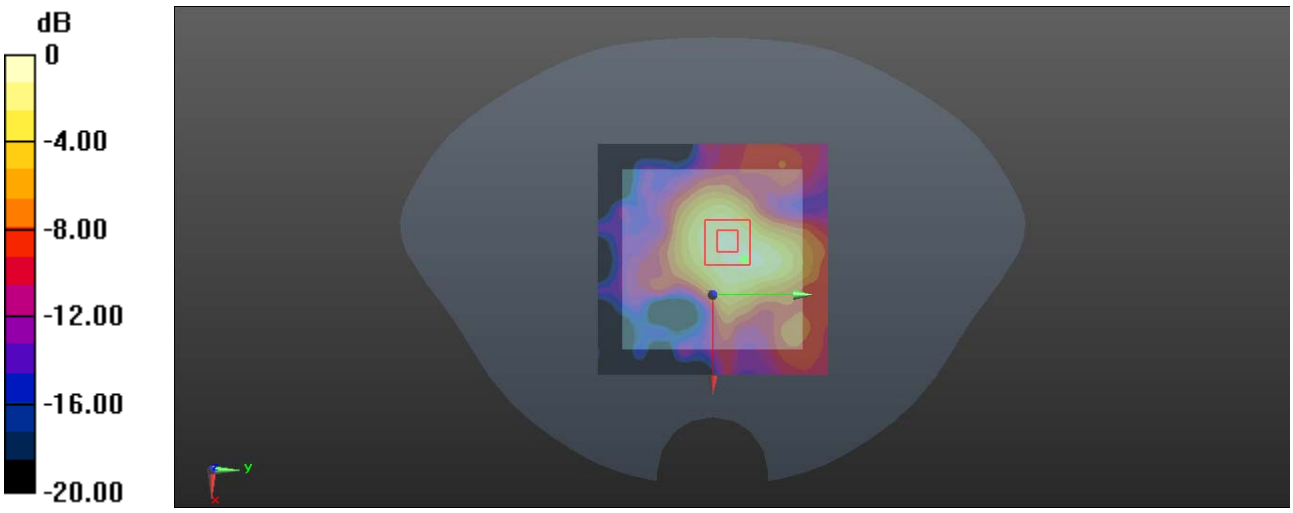


0 dB = 0.180 W/kg = -7.45 dBW/kg

**Test Plot 208#: WLAN 5.2G Mode A_Body Front _Middle**

**DUT: Mobile WiFi; Type: UZ-211-1; Serial: RBJ190927050-SA-S1**

Communication System: 802.11 a; Frequency: 5200 MHz;Duty Cycle: 1:1.02329
Medium parameters used: f = 5200 MHz; $\sigma$ = 4.708 S/m; $\varepsilon_r$ = 36.446; $\rho$ = 1000 kg/m$^3$
Phantom section: Flat Section

DASY5 Configuration:

- Probe: EX3DV4 - SN7329; ConvF(5.57, 5.57, 5.57) @ 5200 MHz; Calibrated: 2019/10/22
- Sensor-Surface: 1.4mm (Mechanical Surface Detection)
- Electronics: DAE4 Sn772; Calibrated: 2019/10/6
- Phantom: Twin SAM; Type: Twin SAM V5.0; Serial: TP:1412
- Measurement SW: DASY52, Version 52.10 (2); SEMCAD X Version 14.6.12 (7470)

**Area Scan (121x111x1):** Interpolated grid: dx=1.000 mm, dy=1.000 mm
Maximum value of SAR (interpolated) = 0.103 W/kg

**Zoom Scan (7x7x6)/Cube 0:** Measurement grid: dx=5mm, dy=5mm, dz=2mm
Reference Value = 1.203 V/m; Power Drift = 0.17 dB
Peak SAR (extrapolated) = 0.147 W/kg
**SAR(1 g) = 0.045 W/kg; SAR(10 g) = 0.018 W/kg**
Maximum value of SAR (measured) = 0.102 W/kg

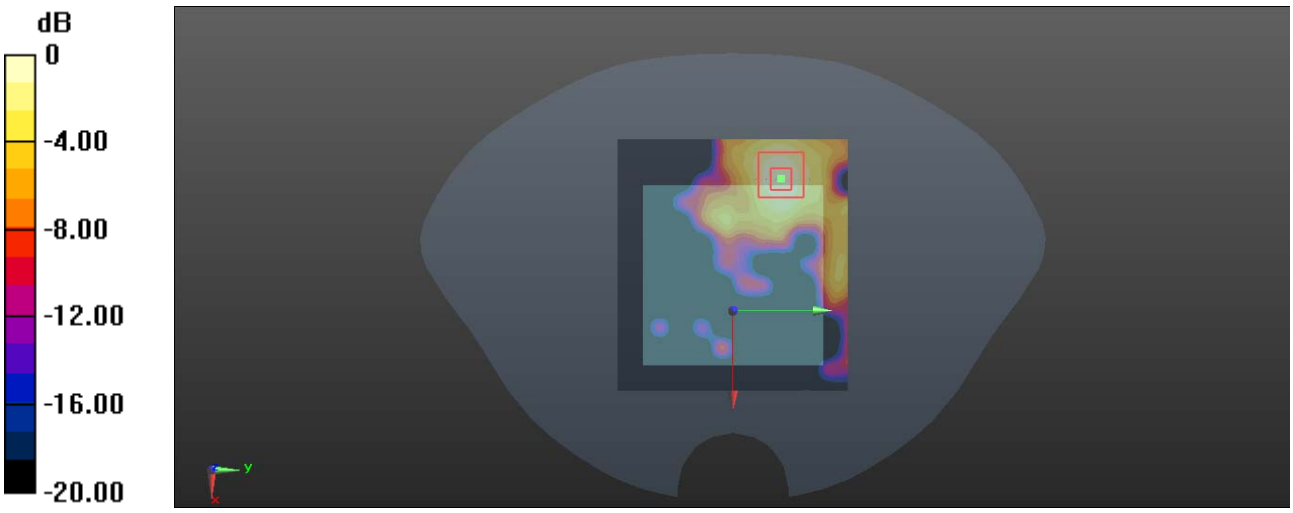


0 dB = 0.102 W/kg = -9.91 dBW/kg

**Test Plot209#: WLAN 5.2G Mode A_Body Left_Middle**

**DUT: Mobile WiFi; Type: UZ-211-1; Serial: RBJ190927050-SA-S1**

Communication System: 802.11 a; Frequency: 5200 MHz;Duty Cycle: 1:1.02329
Medium parameters used: f = 5200 MHz; $\sigma$ = 4.708 S/m; $\varepsilon_r$ = 36.446; $\rho$ = 1000 kg/m$^3$
Phantom section: Flat Section

DASY5 Configuration:

- Probe: EX3DV4 - SN7329; ConvF(5.57, 5.57, 5.57) @ 5200 MHz; Calibrated: 2019/10/22
- Sensor-Surface: 1.4mm (Mechanical Surface Detection)
- Electronics: DAE4 Sn772; Calibrated: 2019/10/6
- Phantom: Twin SAM; Type: Twin SAM V5.0; Serial: TP:1412
- Measurement SW: DASY52, Version 52.10 (2); SEMCAD X Version 14.6.12 (7470)

**Area Scan (61x111x1):** Interpolated grid: dx=1.000 mm, dy=1.000 mm
Maximum value of SAR (interpolated) = 0.158 W/kg

**Zoom Scan (7x7x6)/Cube 0:** Measurement grid: dx=5mm, dy=5mm, dz=2mm
Reference Value = 1.538 V/m; Power Drift = 0.07 dB
Peak SAR (extrapolated) = 0.245 W/kg
**SAR(1 g) = 0.069 W/kg; SAR(10 g) = 0.028 W/kg**
Maximum value of SAR (measured) = 0.156 W/kg

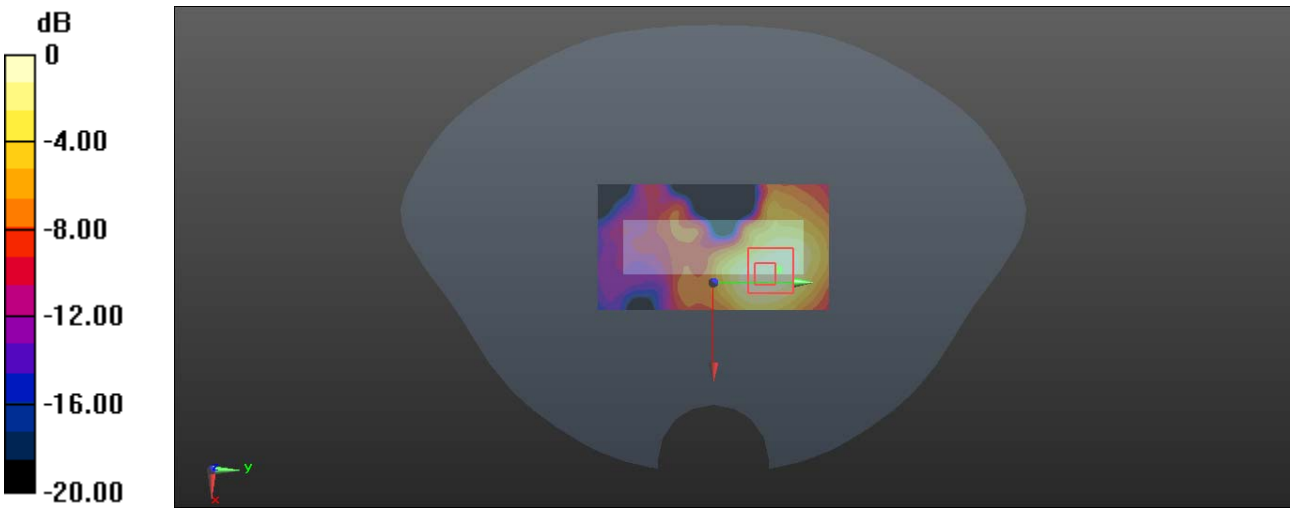


0 dB = 0.156 W/kg = -8.07 dBW/kg

**Test Plot210#: WLAN 5.2G Mode A_Body Top_Middle**

**DUT: Mobile WiFi; Type: UZ-211-1; Serial: RBJ190927050-SA-S1**

Communication System: 802.11 a; Frequency: 5200 MHz;Duty Cycle: 1:1.02329
Medium parameters used: f = 5200 MHz; $\sigma$ = 4.708 S/m; $\varepsilon_r$ = 36.446; $\rho$ = 1000 kg/m$^3$
Phantom section: Flat Section

DASY5 Configuration:

- Probe: EX3DV4 - SN7329; ConvF(5.57, 5.57, 5.57) @ 5200 MHz; Calibrated: 2019/10/22
- Sensor-Surface: 1.4mm (Mechanical Surface Detection)
- Electronics: DAE4 Sn772; Calibrated: 2019/10/6
- Phantom: Twin SAM; Type: Twin SAM V5.0; Serial: TP:1412
- Measurement SW: DASY52, Version 52.10 (2); SEMCAD X Version 14.6.12 (7470)

**Area Scan (61x111x1):** Interpolated grid: dx=1.000 mm, dy=1.000 mm
Maximum value of SAR (interpolated) = 0.345 W/kg

**Zoom Scan (7x7x6)/Cube 0:** Measurement grid: dx=5mm, dy=5mm, dz=2mm
Reference Value = 1.313 V/m; Power Drift = 0.13 dB
Peak SAR (extrapolated) = 0.547 W/kg
**SAR(1 g) = 0.139 W/kg; SAR(10 g) = 0.043 W/kg**
Maximum value of SAR (measured) = 0.340 W/kg

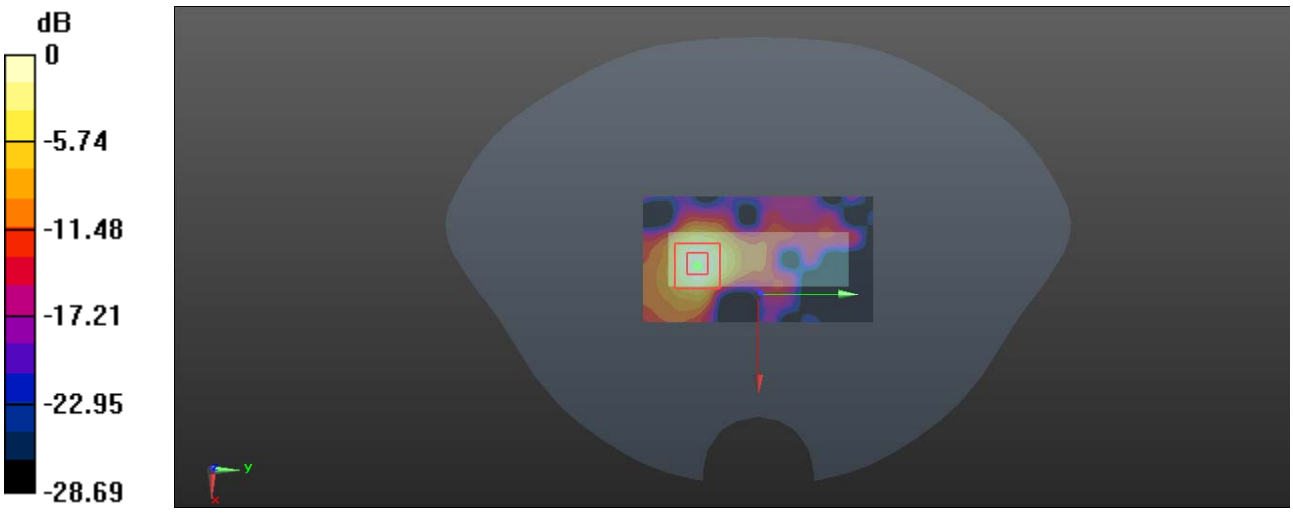


0 dB = 0.340 W/kg = -4.69 dBW/kg

**Test Plot211#: WLAN 5.8G Mode A_Body Back_Middle**

**DUT: Mobile WiFi; Type: UZ-211-1; Serial: RBJ190927050-SA-S1**

Communication System: 802.11 a; Frequency: 5785 MHz;Duty Cycle: 1:1.02329
Medium parameters used: f = 5785 MHz; $\sigma$ = 5.355 S/m; $\varepsilon_r$ = 35.8; $\rho$ = 1000 kg/m$^3$
Phantom section: Flat Section

DASY5 Configuration:

- Probe: EX3DV4 - SN7329; ConvF(4.67, 4.67, 4.67) @ 5785 MHz; Calibrated: 2019/10/22
- Sensor-Surface: 1.4mm (Mechanical Surface Detection)
- Electronics: DAE4 Sn772; Calibrated: 2019/10/6
- Phantom: Twin SAM; Type: Twin SAM V5.0; Serial: TP:1412
- Measurement SW: DASY52, Version 52.10 (2); SEMCAD X Version 14.6.12 (7470)

**Area Scan (111x111x1):** Interpolated grid: dx=1.000 mm, dy=1.000 mm
Maximum value of SAR (interpolated) = 0.0767 W/kg

**Zoom Scan (8x8x6)/Cube 0:** Measurement grid: dx=5mm, dy=5mm, dz=2mm
Reference Value = 0.8780 V/m; Power Drift = 0.04 dB
Peak SAR (extrapolated) = 0.123 W/kg
**SAR(1 g) = 0.029 W/kg; SAR(10 g) = 0.010 W/kg**
Maximum value of SAR (measured) = 0.0707 W/kg

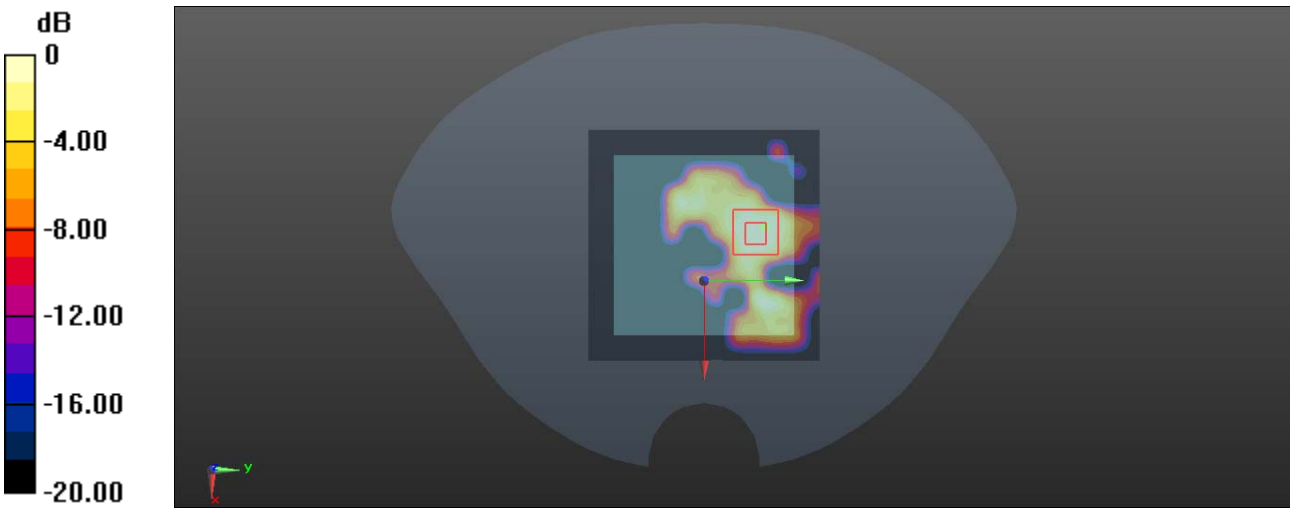


0 dB = 0.0707 W/kg = -11.51 dBW/kg

**Test Plot212#: WLAN 5.8G Mode A_Body Front_Middle**

**DUT: Mobile WiFi; Type: UZ-211-1; Serial: RBJ190927050-SA-S1**

Communication System: 802.11 a; Frequency: 5785 MHz;Duty Cycle: 1:1.02329
Medium parameters used: f = 5785 MHz; $\sigma$ = 5.355 S/m; $\varepsilon_r$ = 35.8; $\rho$ = 1000 kg/m$^3$
Phantom section: Flat Section

DASY5 Configuration:

- Probe: EX3DV4 - SN7329; ConvF(4.67, 4.67, 4.67) @ 5785 MHz; Calibrated: 2019/10/22
- Sensor-Surface: 1.4mm (Mechanical Surface Detection)
- Electronics: DAE4 Sn772; Calibrated: 2019/10/6
- Phantom: Twin SAM; Type: Twin SAM V5.0; Serial: TP:1412
- Measurement SW: DASY52, Version 52.10 (2); SEMCAD X Version 14.6.12 (7470)

**Area Scan (111x111x1):** Interpolated grid: dx=1.000 mm, dy=1.000 mm
Maximum value of SAR (interpolated) = 0.0577 W/kg

**Zoom Scan (7x7x6)/Cube 0:** Measurement grid: dx=5mm, dy=5mm, dz=2mm
Reference Value = 0.2110 V/m; Power Drift = 0.08 dB
Peak SAR (extrapolated) = 0.155 W/kg
**SAR(1 g) = 0.018 W/kg; SAR(10 g) = 0.00576 W/kg**
Maximum value of SAR (measured) = 0.0493 W/kg

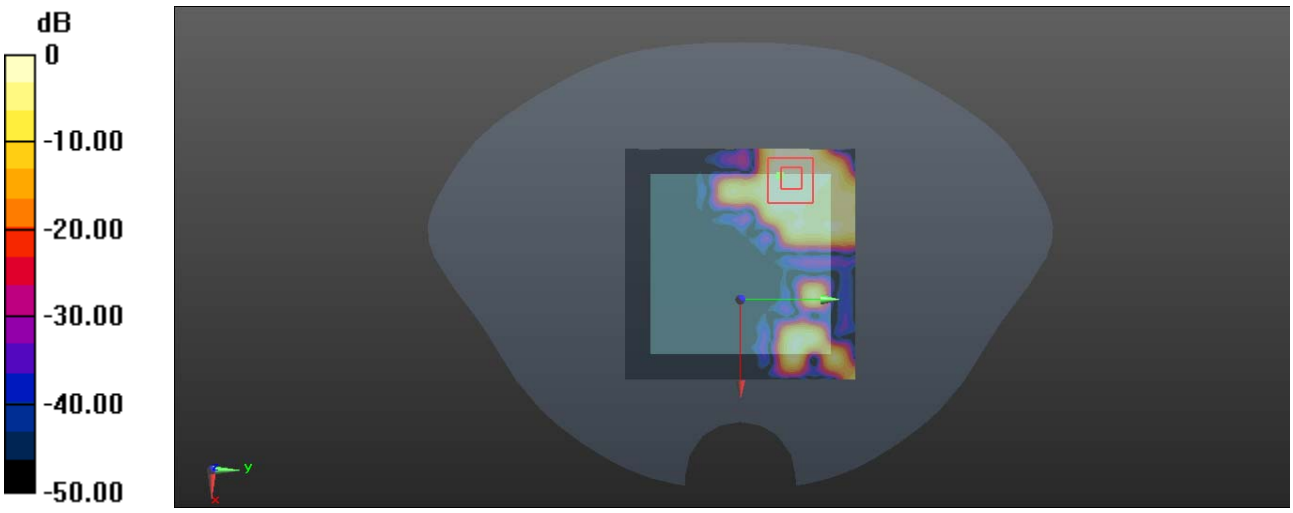


0 dB = 0.0493 W/kg = -13.07 dBW/kg

**Test Plot213#: WLAN 5.8G Mode A_Body Left_Middle**

**DUT: Mobile WiFi; Type: UZ-211-1; Serial: RBJ190927050-SA-S1**

Communication System: 802.11 a; Frequency: 5785 MHz;Duty Cycle: 1:1.02329
Medium parameters used: f = 5785 MHz; $\sigma$ = 5.355 S/m; $\varepsilon_r$ = 35.8; $\rho$ = 1000 kg/m$^3$
Phantom section: Flat Section

DASY5 Configuration:

- Probe: EX3DV4 - SN7329; ConvF(4.67, 4.67, 4.67) @ 5785 MHz; Calibrated: 2019/10/22
- Sensor-Surface: 1.4mm (Mechanical Surface Detection)
- Electronics: DAE4 Sn772; Calibrated: 2019/10/6
- Phantom: Twin SAM; Type: Twin SAM V5.0; Serial: TP:1412
- Measurement SW: DASY52, Version 52.10 (2); SEMCAD X Version 14.6.12 (7470)

**Area Scan (61x111x1):** Interpolated grid: dx=1.000 mm, dy=1.000 mm
Maximum value of SAR (interpolated) = 0.0815 W/kg

**Zoom Scan (7x7x6)/Cube 0:** Measurement grid: dx=5mm, dy=5mm, dz=2mm
Reference Value = 1.494 V/m; Power Drift = 0.05 dB
Peak SAR (extrapolated) = 0.107 W/kg
**SAR(1 g) = 0.027 W/kg; SAR(10 g) = 0.011 W/kg**
Maximum value of SAR (measured) = 0.0703 W/kg

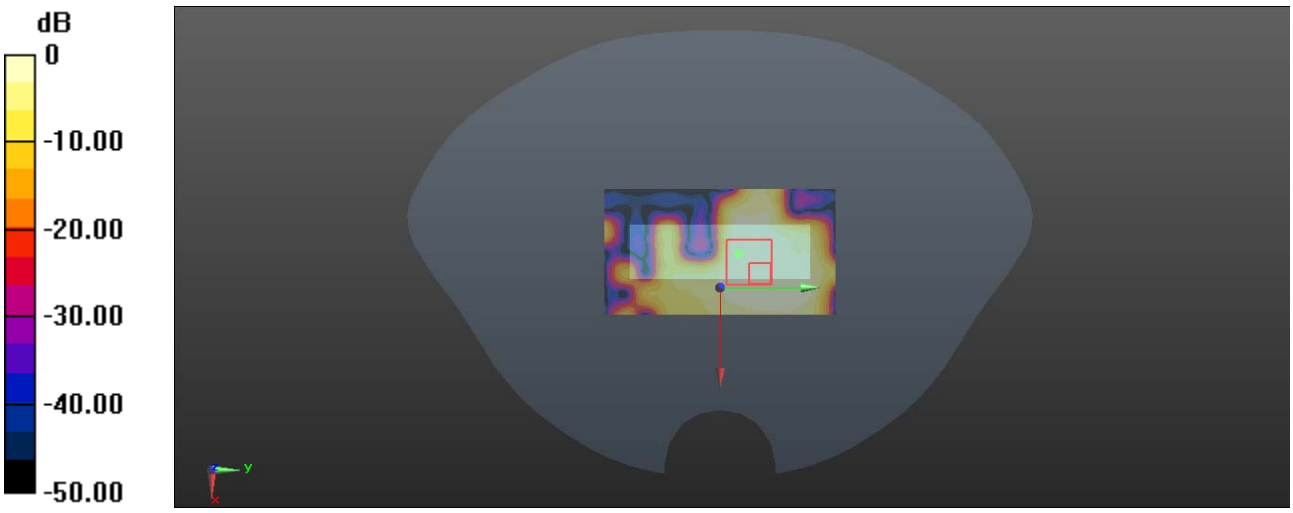


0 dB = 0.0703 W/kg = -11.53 dBW/kg

**Test Plot214#: WLAN 5.8G Mode A_Body Top_Middle**

**DUT: Mobile WiFi; Type: UZ-211-1; Serial: RBJ190927050-SA-S1**

Communication System: 802.11 a; Frequency: 5785 MHz;Duty Cycle: 1:1.02329
Medium parameters used: f = 5785 MHz; $\sigma$ = 5.355 S/m; $\varepsilon_r$ = 35.8; $\rho$ = 1000 kg/m$^3$
Phantom section: Flat Section

DASY5 Configuration:

- Probe: EX3DV4 - SN7329; ConvF(4.67, 4.67, 4.67) @ 5785 MHz; Calibrated: 2019/10/22
- Sensor-Surface: 1.4mm (Mechanical Surface Detection)
- Electronics: DAE4 Sn772; Calibrated: 2019/10/6
- Phantom: Twin SAM; Type: Twin SAM V5.0; Serial: TP:1412
- Measurement SW: DASY52, Version 52.10 (2); SEMCAD X Version 14.6.12 (7470)

**Area Scan (61x111x1):** Interpolated grid: dx=1.000 mm, dy=1.000 mm
Maximum value of SAR (interpolated) = 0.163 W/kg

**Zoom Scan (7x7x6)/Cube 0:** Measurement grid: dx=5mm, dy=5mm, dz=2mm
Reference Value = 1.302 V/m; Power Drift = 0.05 dB
Peak SAR (extrapolated) = 0.281 W/kg
**SAR(1 g) = 0.069 W/kg; SAR(10 g) = 0.020 W/kg**
Maximum value of SAR (measured) = 0.178 W/kg

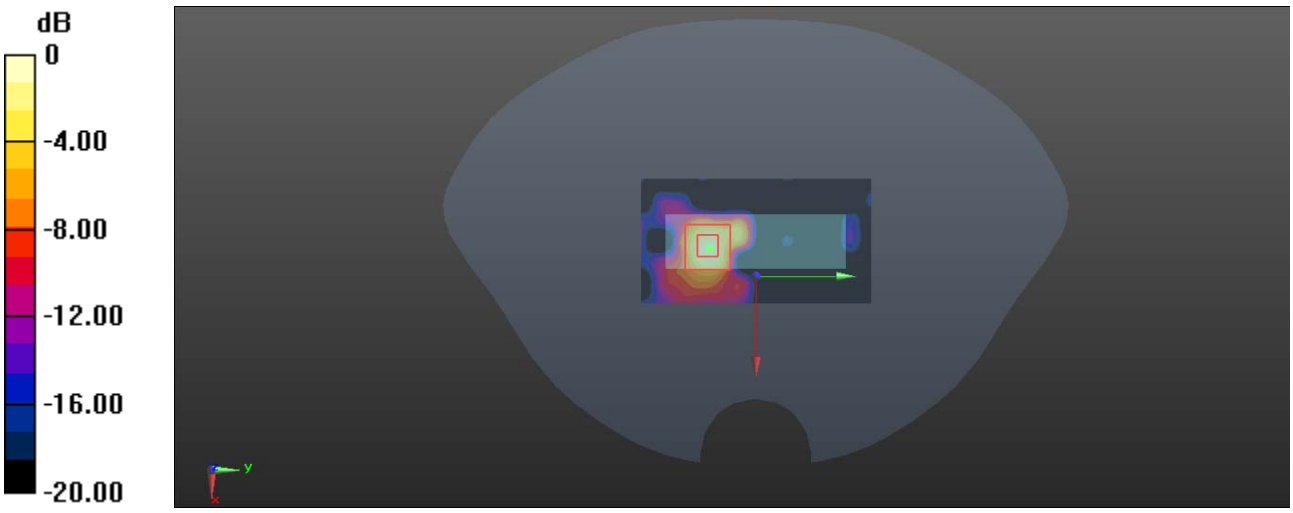


0 dB = 0.178 W/kg = -7.50 dBW/kg