Mode	14	
	Band Edge	
	2400-2483.5_802.11b_CH11_2462MHz	
ANT	1	
Pol.	Horizontal	Fundamental
Peak	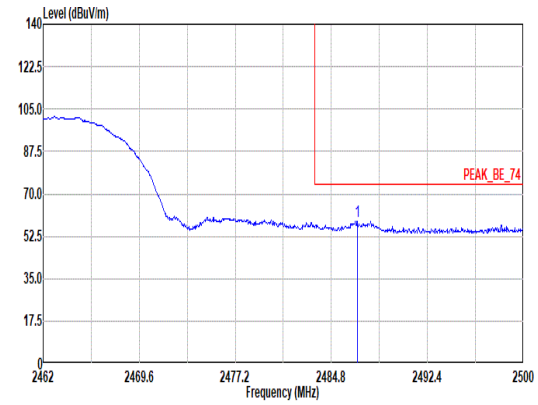 Site : 03CH16-HY Condition: PEAK_BE_74 3m 9120D-1522_250327 HORIZONTAL : RBW:1000.000kHz VBW:3000.000kHz SWT:Auto Freq Level Limit Line Margin Read Level Ant Factor Cable Loss Preamp Factor Aux Factor APos TPos Remark MHz dBuV/m dBuV/m dB dBuV dB/m dB dB dB cm deg 1 2486.89 58.81 74.00 -15.19 43.35 27.97 7.86 30.29 9.92 111 56 Peak	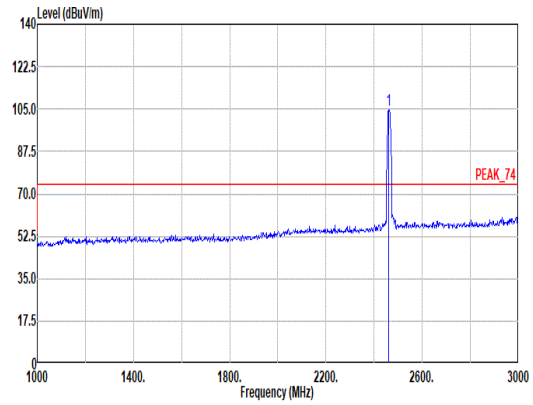 Site : 03CH16-HY Condition: PEAK_74 3m 9120D-1522_250327 HORIZONTAL : RBW:1000.000kHz VBW:3000.000kHz SWT:Auto Freq Level Limit Line Margin Read Level Ant Factor Cable Loss Preamp Factor Aux Factor APos TPos Remark MHz dBuV/m dBuV/m dB dBuV dB/m dB dB dB cm deg 1 2462.00 104.63 ------ ------ 89.38 27.80 7.83 30.30 9.92 111 56 Peak
Avg	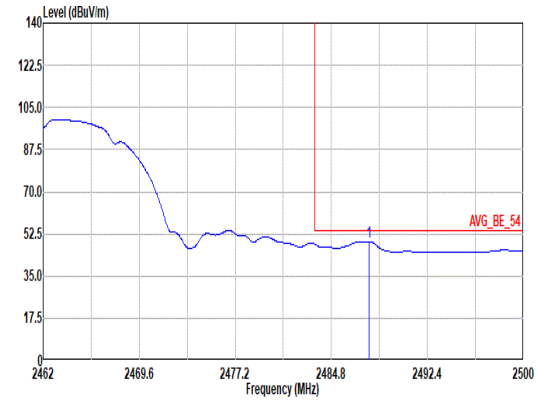 Site : 03CH16-HY Condition: AVG_BE_54 3m 9120D-1522_250327 HORIZONTAL : RBW:1000.000kHz VBW:0.010kHz SWT:Auto Freq Level Limit Line Margin Read Level Ant Factor Cable Loss Preamp Factor Aux Factor APos TPos Remark MHz dBuV/m dBuV/m dB dBuV dB/m dB dB dB cm deg 1 2487.76 49.36 54.00 -4.64 33.88 27.98 7.87 30.29 9.92 111 56 Average	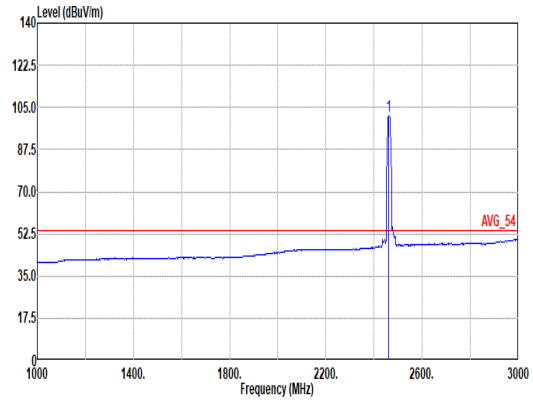 Site : 03CH16-HY Condition: AVG_54 3m 9120D-1522_250327 HORIZONTAL : RBW:1000.000kHz VBW:0.010kHz SWT:Auto Freq Level Limit Line Margin Read Level Ant Factor Cable Loss Preamp Factor Aux Factor APos TPos Remark MHz dBuV/m dBuV/m dB dBuV dB/m dB dB dB cm deg 1 2462.00 101.51 ------ ------ 86.26 27.80 7.83 30.30 9.92 111 56 Average

Mode	14	
	Band Edge	
	2400-2483.5_802.11b_CH11_2462MHz	
ANT	1	
Pol.	Vertical	Fundamental
Peak	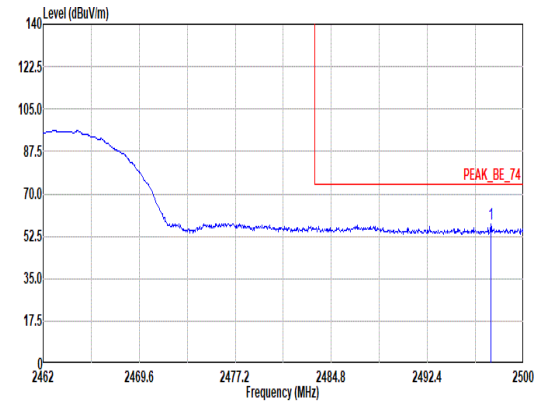 Site : 03CH16-HY Condition: PEAK_BE_74 3m 9120D-1522_250327 VERTICAL : RBW:1000.000kHz VBW:3000.000kHz SWT:Auto Freq Level Limit Line Margin Read Level Ant Factor Cable Loss Preamp Factor Aux Factor APos TPos Remark MHz dBuV/m dBuV/m dB dBuV dB/m dB dB dB cm deg 1 2497.42 57.45 74.00 -16.55 41.94 28.00 7.88 30.29 9.92 100 23 Peak	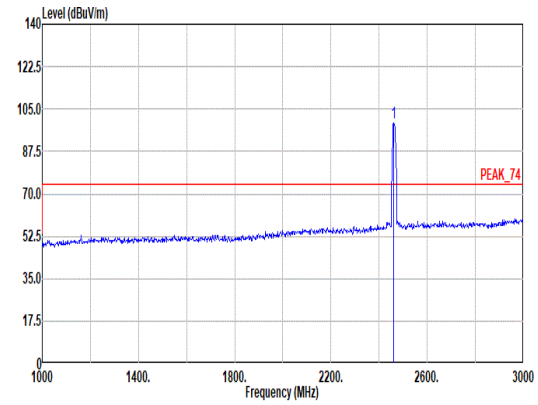 Site : 03CH16-HY Condition: PEAK_74 3m 9120D-1522_250327 VERTICAL : RBW:1000.000kHz VBW:3000.000kHz SWT:Auto Freq Level Limit Line Margin Read Level Ant Factor Cable Loss Preamp Factor Aux Factor APos TPos Remark MHz dBuV/m dBuV/m dB dBuV dB/m dB dB dB cm deg 1 2462.00 99.08 ------ ------ 83.85 27.80 7.82 30.31 9.92 100 23 Peak
Avg	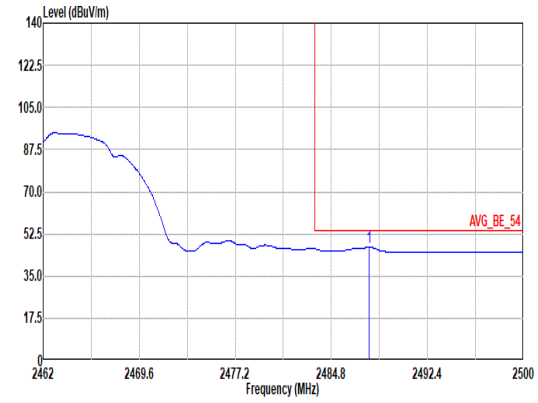 Site : 03CH16-HY Condition: AVG_BE_54 3m 9120D-1522_250327 VERTICAL : RBW:1000.000kHz VBW:0.010kHz SWT:Auto Freq Level Limit Line Margin Read Level Ant Factor Cable Loss Preamp Factor Aux Factor APos TPos Remark MHz dBuV/m dBuV/m dB dBuV dB/m dB dB dB cm deg 1 2487.80 47.04 54.00 -6.96 31.56 27.98 7.87 30.29 9.92 100 23 Average	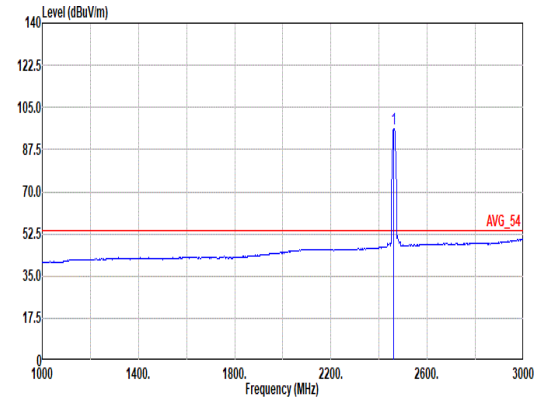 Site : 03CH16-HY Condition: AVG_54 3m 9120D-1522_250327 VERTICAL : RBW:1000.000kHz VBW:0.010kHz SWT:Auto Freq Level Limit Line Margin Read Level Ant Factor Cable Loss Preamp Factor Aux Factor APos TPos Remark MHz dBuV/m dBuV/m dB dBuV dB/m dB dB dB cm deg 1 2462.00 95.99 ------ ------ 80.76 27.80 7.82 30.31 9.92 100 23 Average

Mode	14	
	Harmonic	
	2400-2483.5_802.11b_CH11_2462MHz	
ANT	1	
Pol.	Horizontal	Vertical
Peak Avg	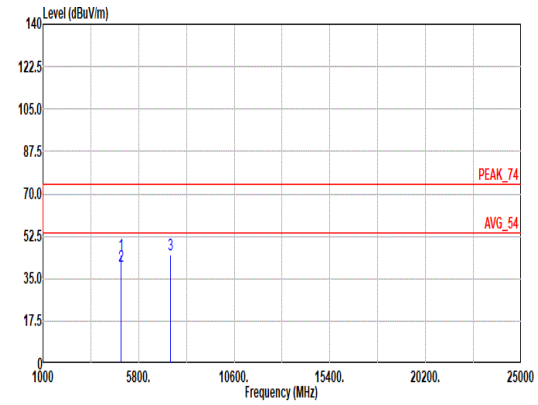 Site : 03CH16-HY Condition: PEAK_74 3m 9120D-1522_250327 HORIZONTAL Freq Level Limit Line Margin Read Level Ant Factor Cable Loss Preamp Factor Aux Factor APos TPos Remark MHz dBuV/m dBuV/m dB dBuV dB/m dB dB dB cm deg 1 4924.00 45.10 74.00 -28.90 66.71 33.11 11.05 66.29 0.52 184 61 Peak 2 4924.00 39.98 54.00 -14.02 61.67 33.04 11.05 66.30 0.52 184 61 Average 3 7386.00 44.92 74.00 -29.08 60.01 36.90 13.31 65.76 0.46 -- -- Peak	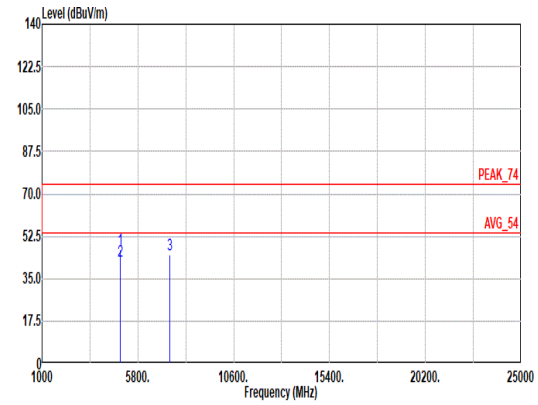 Site : 03CH16-HY Condition: PEAK_74 3m 9120D-1522_250327 VERTICAL Freq Level Limit Line Margin Read Level Ant Factor Cable Loss Preamp Factor Aux Factor APos TPos Remark MHz dBuV/m dBuV/m dB dBuV dB/m dB dB dB cm deg 1 4924.00 47.05 74.00 -26.95 68.66 33.11 11.05 66.29 0.52 110 19 Peak 2 4924.00 42.05 54.00 -11.95 63.74 33.04 11.05 66.30 0.52 110 19 Average 3 7386.00 44.71 74.00 -29.29 59.80 36.90 13.31 65.76 0.46 -- -- Peak

Mode	15	
	Band Edge	
	2400-2483.5_802.11g_CH01_2412MHz	
ANT	1	
Pol.	Horizontal	Fundamental
Peak	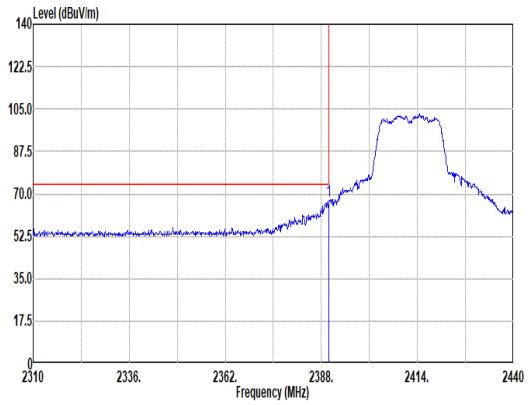 Site : 03CH16-HY Condition: PEAK_BE_74 3m 9120D-1522_250327 HORIZONTAL : RBW:1000.000kHz VBW:3000.000kHz SWT:Auto Freq Level Limit Line Margin Read Level Ant Factor Cable Loss Preamp Factor Aux Factor APos TPos Remark MHz dBuV/m dBuV/m dB dBuV dB/m dB dB dB cm deg 1 2389.95 66.94 74.00 -7.06 52.14 27.50 7.71 30.33 9.92 100 57 Peak	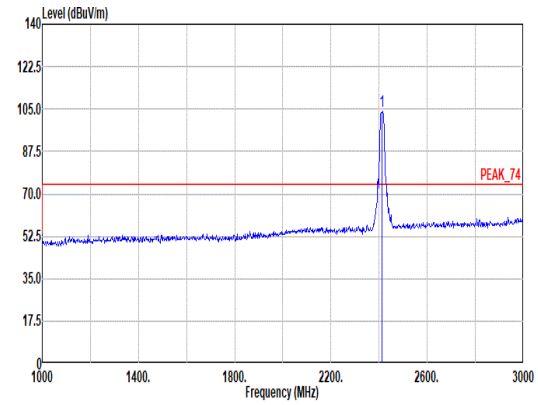 Site : 03CH16-HY Condition: PEAK_74 3m 9120D-1522_250327 HORIZONTAL : RBW:1000.000kHz VBW:3000.000kHz SWT:Auto Freq Level Limit Line Margin Read Level Ant Factor Cable Loss Preamp Factor Aux Factor APos TPos Remark MHz dBuV/m dBuV/m dB dBuV dB/m dB dB dB cm deg 1 2412.00 103.90 ------ ------ 88.89 27.66 7.75 30.32 9.92 100 57 Peak
Avg	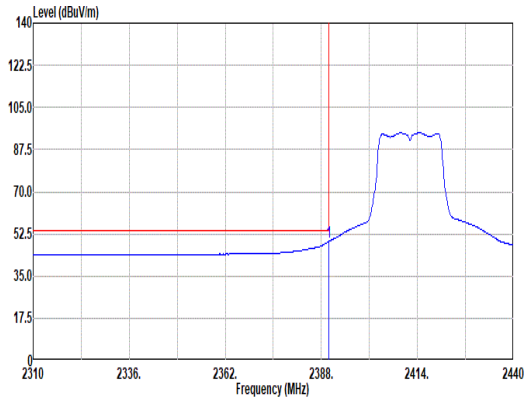 Site : 03CH16-HY Condition: AVG_BE_54 3m 9120D-1522_250327 HORIZONTAL : RBW:1000.000kHz VBW:0.010kHz SWT:Auto Freq Level Limit Line Margin Read Level Ant Factor Cable Loss Preamp Factor Aux Factor APos TPos Remark MHz dBuV/m dBuV/m dB dBuV dB/m dB dB dB cm deg 1 2389.95 49.26 54.00 -4.74 34.46 27.50 7.71 30.33 9.92 100 57 Average	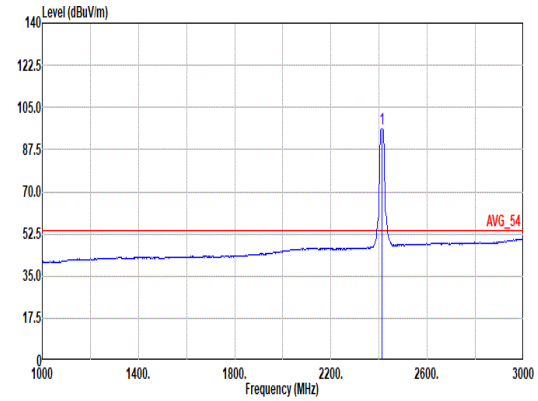 Site : 03CH16-HY Condition: AVG_54 3m 9120D-1522_250327 HORIZONTAL : RBW:1000.000kHz VBW:0.010kHz SWT:Auto Freq Level Limit Line Margin Read Level Ant Factor Cable Loss Preamp Factor Aux Factor APos TPos Remark MHz dBuV/m dBuV/m dB dBuV dB/m dB dB dB cm deg 1 2412.00 96.38 ------ ------ 81.39 27.64 7.75 30.32 9.92 100 57 Average

Mode	15	
	Band Edge	
	2400-2483.5_802.11g_CH01_2412MHz	
ANT	1	
Pol.	Vertical	Fundamental
Peak	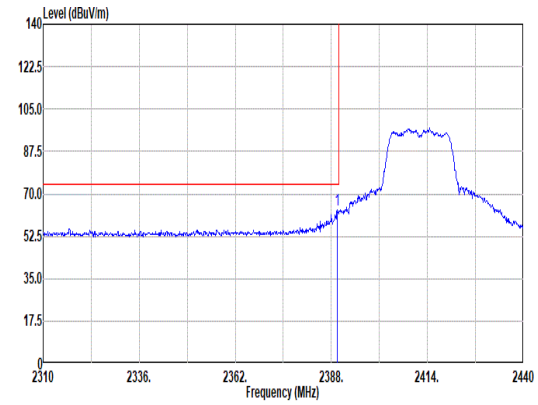 Site : 03CH16-HY Condition: PEAK_BE_74 3m 9120D-1522_250327 VERTICAL : RBW:1000.000kHz VBW:3000.000kHz SWT:Auto Freq Level Limit Line Margin Read Level Ant Factor Cable Loss Preamp Factor Aux Factor APos TPos Remark MHz dBuV/m dBuV/m dB dBuV dB/m dB dB dB cm deg 1 2389.56 63.43 74.00 -10.57 48.64 27.49 7.71 30.33 9.92 107 66 Peak	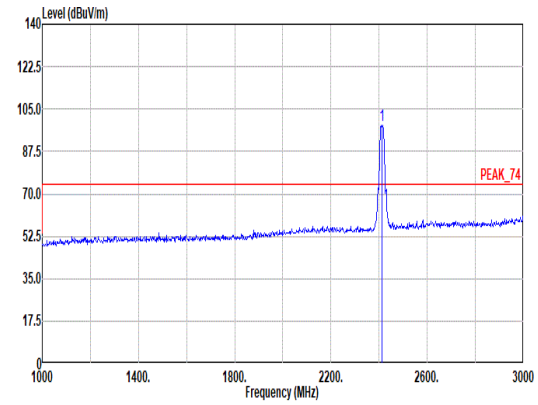 Site : 03CH16-HY Condition: PEAK_74 3m 9120D-1522_250327 VERTICAL : RBW:1000.000kHz VBW:3000.000kHz SWT:Auto Freq Level Limit Line Margin Read Level Ant Factor Cable Loss Preamp Factor Aux Factor APos TPos Remark MHz dBuV/m dBuV/m dB dBuV dB/m dB dB dB cm deg 1 2412.00 98.30 ------ ------ 83.31 27.64 7.75 30.32 9.92 107 66 Peak
Avg	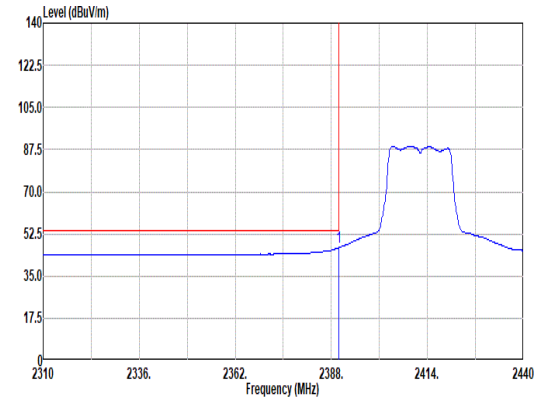 Site : 03CH16-HY Condition: AVG_BE_54 3m 9120D-1522_250327 VERTICAL : RBW:1000.000kHz VBW:0.010kHz SWT:Auto Freq Level Limit Line Margin Read Level Ant Factor Cable Loss Preamp Factor Aux Factor APos TPos Remark MHz dBuV/m dBuV/m dB dBuV dB/m dB dB dB cm deg 1 2389.95 46.78 54.00 -7.22 31.98 27.50 7.71 30.33 9.92 107 66 Average	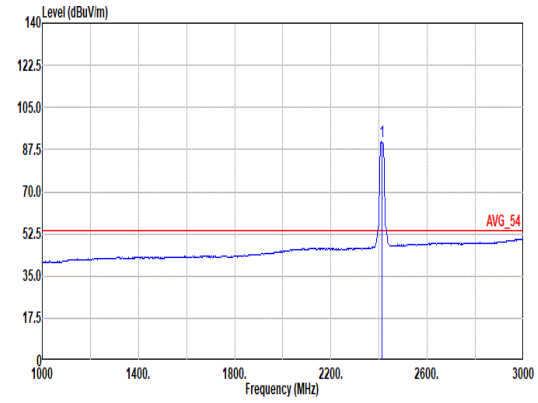 Site : 03CH16-HY Condition: AVG_54 3m 9120D-1522_250327 VERTICAL : RBW:1000.000kHz VBW:0.010kHz SWT:Auto Freq Level Limit Line Margin Read Level Ant Factor Cable Loss Preamp Factor Aux Factor APos TPos Remark MHz dBuV/m dBuV/m dB dBuV dB/m dB dB dB cm deg 1 2412.00 90.77 ------ ------ 75.82 27.60 7.75 30.32 9.92 107 66 Average

Mode	15	
	Harmonic	
	2400-2483.5_802.11g_CH01_2412MHz	
ANT	1	
Pol.	Horizontal	Vertical
Peak Avg	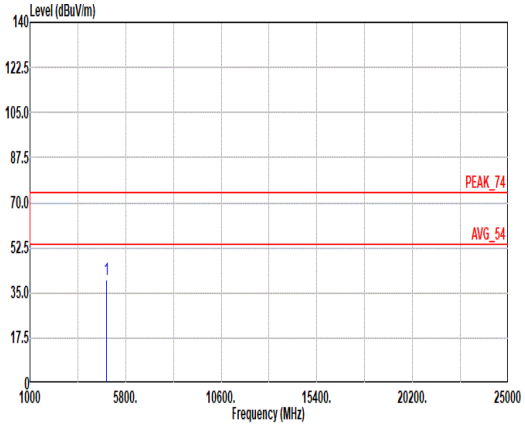 Site : 03CH16-HY Condition: PEAK_74 3m 9120D-1522_250327 HORIZONTAL Freq Level Limit Line Margin Read Level Ant Factor Cable Loss Preamp Factor Aux Factor APos TPos Remark MHz dBuV/m dBuV/m dB dBuV dB/m dB dB dB cm deg 1 4824.00 40.23 74.00 -33.77 62.46 32.62 11.04 66.38 0.49 -- -- Peak	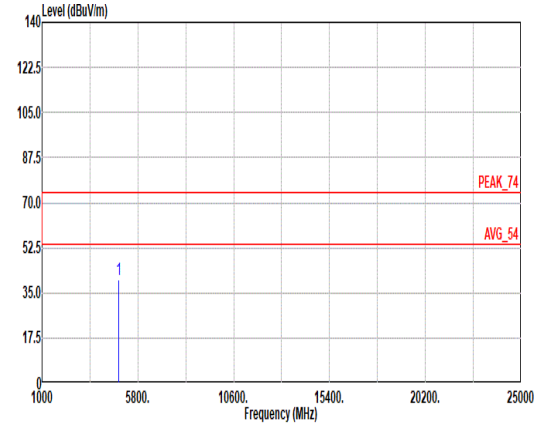 Site : 03CH16-HY Condition: PEAK_74 3m 9120D-1522_250327 VERTICAL Freq Level Limit Line Margin Read Level Ant Factor Cable Loss Preamp Factor Aux Factor APos TPos Remark MHz dBuV/m dBuV/m dB dBuV dB/m dB dB dB cm deg 1 4824.00 40.02 74.00 -33.98 62.18 32.68 11.04 66.37 0.49 -- -- Peak

Mode	16	
	Band Edge - L	
	2400-2483.5_802.11g_CH06_2437MHz	
ANT	1	
Pol.	Horizontal	Fundamental
Peak	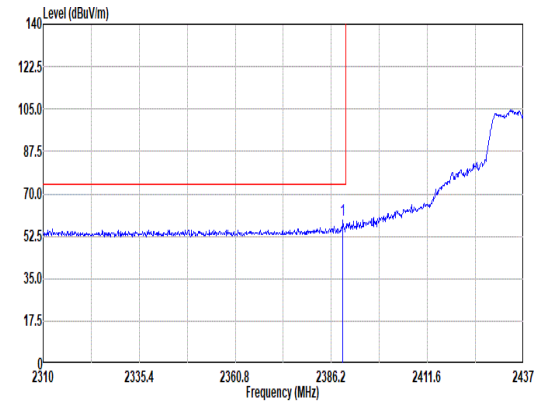 Site : 03CH16-HY Condition: PEAK_BE_74 3m 9120D-1522_250327 HORIZONTAL : RBW:1000.000kHz VBW:3000.000kHz SWT:Auto Freq Level Limit Line Margin Read Level Ant Factor Cable Loss Preamp Factor Aux Factor APos TPos Remark MHz dBuV/m dBuV/m dB dBuV dB/m dB dB dB cm deg 1 2389.25 59.20 74.00 -14.80 44.42 27.48 7.71 30.33 9.92 113 56 Peak	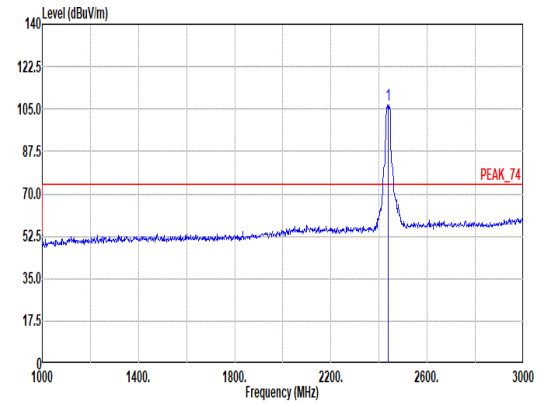 Site : 03CH16-HY Condition: PEAK_74 3m 9120D-1522_250327 HORIZONTAL : RBW:1000.000kHz VBW:3000.000kHz SWT:Auto Freq Level Limit Line Margin Read Level Ant Factor Cable Loss Preamp Factor Aux Factor APos TPos Remark MHz dBuV/m dBuV/m dB dBuV dB/m dB dB dB cm deg 1 2437.00 106.62 ------ ------ 91.52 27.70 7.79 30.31 9.92 113 56 Peak
Avg	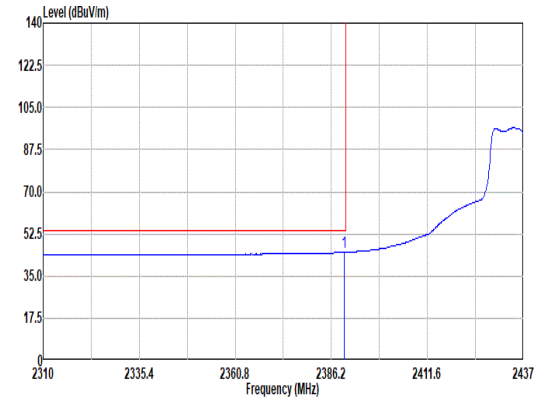 Site : 03CH16-HY Condition: AVG_BE_54 3m 9120D-1522_250327 HORIZONTAL : RBW:1000.000kHz VBW:0.010kHz SWT:Auto Freq Level Limit Line Margin Read Level Ant Factor Cable Loss Preamp Factor Aux Factor APos TPos Remark MHz dBuV/m dBuV/m dB dBuV dB/m dB dB dB cm deg 1 2389.63 44.91 54.00 -9.09 30.12 27.49 7.71 30.33 9.92 113 56 Average	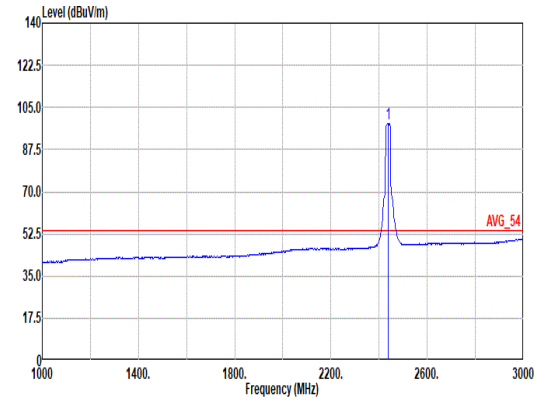 Site : 03CH16-HY Condition: AVG_54 3m 9120D-1522_250327 HORIZONTAL : RBW:1000.000kHz VBW:0.010kHz SWT:Auto Freq Level Limit Line Margin Read Level Ant Factor Cable Loss Preamp Factor Aux Factor APos TPos Remark MHz dBuV/m dBuV/m dB dBuV dB/m dB dB dB cm deg 1 2437.00 98.47 ------ ------ 83.37 27.70 7.79 30.31 9.92 113 56 Average

Mode	16	
	Band Edge - R	
	2400-2483.5_802.11g_CH06_2437MHz	
ANT	1	
Pol.	Horizontal	Fundamental
Peak	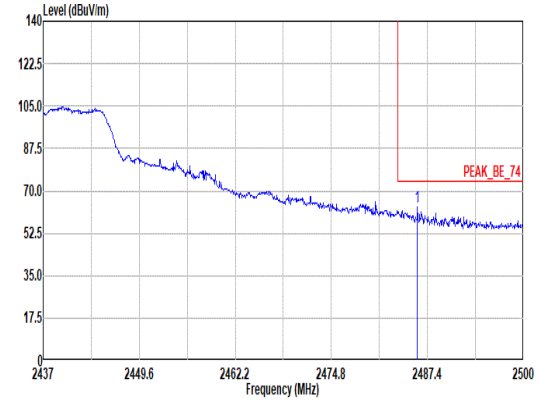 Site : 03CH16-HY Condition: PEAK_BE_74 3m 9120D-1522_250327 HORIZONTAL : RBW:1000.000kHz VBW:3000.000kHz SWT:Auto Limit Read Ant Cable Preamp Aux APos TPos Freq Level Line Margin Level Factor Loss Factor Factor Remark MHz dBuV/m dBuV/m dB dBuV dB/m dB dB dB cm deg 1 2486.08 63.61 74.00 -10.39 48.17 27.96 7.86 30.30 9.92 113 56 Peak	Blank
Avg	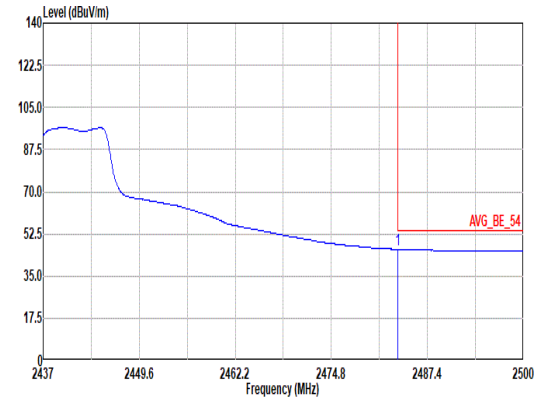 Site : 03CH16-HY Condition: AVG_BE_54 3m 9120D-1522_250327 HORIZONTAL : RBW:1000.000kHz VBW:0.010kHz SWT:Auto Limit Read Ant Cable Preamp Aux APos TPos Freq Level Line Margin Level Factor Loss Factor Factor Remark MHz dBuV/m dBuV/m dB dBuV dB/m dB dB dB cm deg 1 2483.56 46.16 54.00 -7.84 30.74 27.94 7.86 30.30 9.92 113 56 Average	Blank

Mode	16	
	Band Edge - L	
	2400-2483.5_802.11g_CH06_2437MHz	
ANT	1	
Pol.	Vertical	Fundamental
Peak	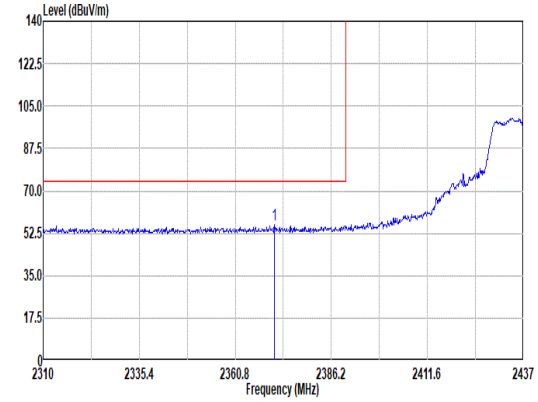 Site : 03CH16-HY Condition: PEAK_BE_74 3m 9120D-1522_250327 VERTICAL : RBW:1000.000kHz VBW:3000.000kHz SWT:Auto Limit Read Ant Cable Preamp Aux APos TPos Freq Level Line Margin Level Factor Loss Factor Factor Remark MHz dBuV/m dBuV/m dB dBuV dB/m dB dB dB cm deg 1 2371.09 55.91 74.00 -18.09 41.35 27.30 7.68 30.34 9.92 100 54 Peak	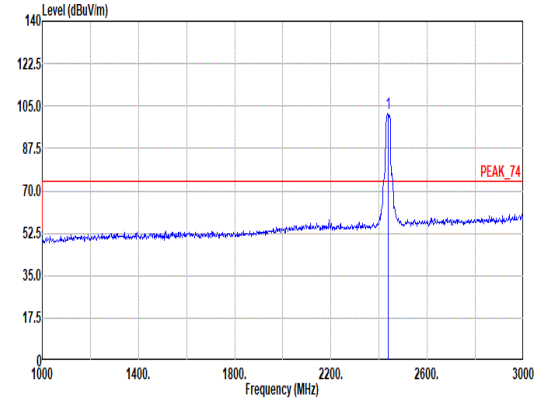 Site : 03CH16-HY Condition: PEAK_74 3m 9120D-1522_250327 VERTICAL : RBW:1000.000kHz VBW:3000.000kHz SWT:Auto Limit Read Ant Cable Preamp Aux APos TPos Freq Level Line Margin Level Factor Loss Factor Factor Remark MHz dBuV/m dBuV/m dB dBuV dB/m dB dB dB cm deg 1 2437.00 101.73 ------ ------ 86.65 27.70 7.78 30.32 9.92 100 54 Peak
Avg	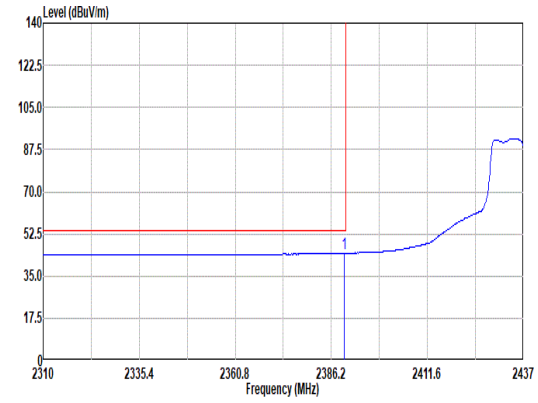 Site : 03CH16-HY Condition: AVG_BE_54 3m 9120D-1522_250327 VERTICAL : RBW:1000.000kHz VBW:0.010kHz SWT:Auto Limit Read Ant Cable Preamp Aux APos TPos Freq Level Line Margin Level Factor Loss Factor Factor Remark MHz dBuV/m dBuV/m dB dBuV dB/m dB dB dB cm deg 1 2389.63 44.52 54.00 -9.48 29.73 27.49 7.71 30.33 9.92 100 54 Average	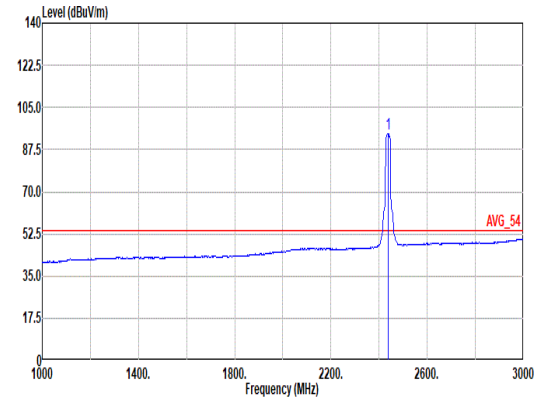 Site : 03CH16-HY Condition: AVG_54 3m 9120D-1522_250327 VERTICAL : RBW:1000.000kHz VBW:0.010kHz SWT:Auto Limit Read Ant Cable Preamp Aux APos TPos Freq Level Line Margin Level Factor Loss Factor Factor Remark MHz dBuV/m dBuV/m dB dBuV dB/m dB dB dB cm deg 1 2437.00 94.02 ------ ------ 78.94 27.70 7.78 30.32 9.92 100 54 Average

Mode	16	
	Band Edge - R	
	2400-2483.5_802.11g_CH06_2437MHz	
ANT	1	
Pol.	Vertical	Fundamental
Peak	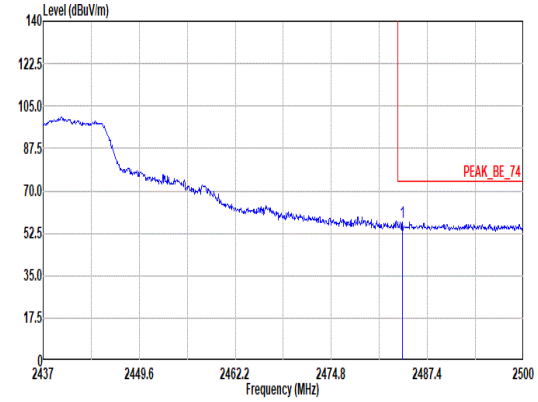 Site : 03CH16-HY Condition: PEAK_BE_74 3m 9120D-1522_250327 VERTICAL : RBW:1000.000kHz VBW:3000.000kHz SWT:Auto Limit Read Ant Cable Preamp Aux APos TPos Freq Level Line Margin Level Factor Loss Factor Factor Remark MHz dBuV/m dBuV/m dB dBuV dB/m dB dB dB cm deg 1 2484.12 57.05 74.00 -16.95 41.63 27.94 7.86 30.30 9.92 100 54 Peak	Blank
Avg	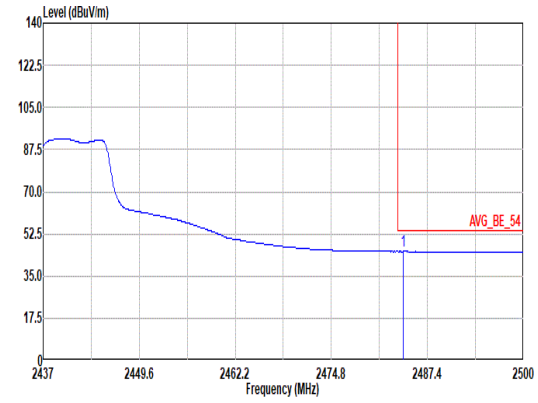 Site : 03CH16-HY Condition: AVG_BE_54 3m 9120D-1522_250327 VERTICAL : RBW:1000.000kHz VBW:0.010kHz SWT:Auto Limit Read Ant Cable Preamp Aux APos TPos Freq Level Line Margin Level Factor Loss Factor Factor Remark MHz dBuV/m dBuV/m dB dBuV dB/m dB dB dB cm deg 1 2484.25 45.21 54.00 -8.79 29.79 27.94 7.86 30.30 9.92 100 54 Average	Blank

Mode	16	
	Harmonic	
	2400-2483.5_802.11g_CH06_2437MHz	
ANT	1	
Pol.	Horizontal	Vertical
Peak Avg	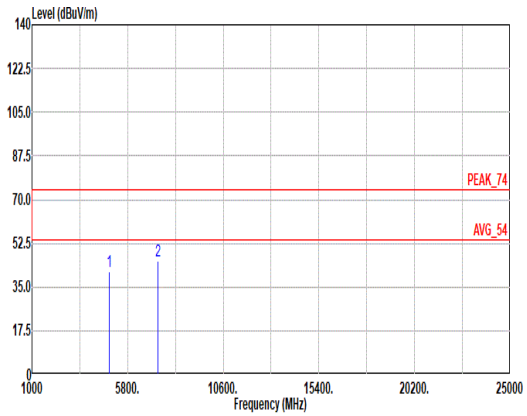 Site : 03CH16-HY Condition: PEAK_74 3m 9120D-1522_250327 HORIZONTAL Freq Level Limit Line Margin Read Level Ant Factor Cable Loss Preamp Factor Aux Factor APos TPos Remark MHz dBuV/m dBuV/m dB dBuV dB/m dB dB dB cm deg 1 4874.00 41.14 74.00 -32.86 63.05 32.86 11.05 66.33 0.51 -- -- Peak 2 7311.00 45.31 74.00 -28.69 60.26 37.08 13.29 65.76 0.44 -- -- Peak	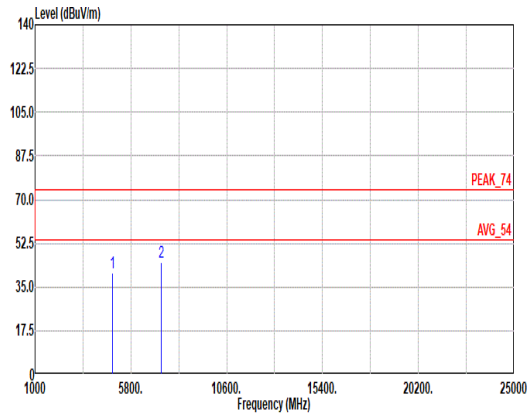 Site : 03CH16-HY Condition: PEAK_74 3m 9120D-1522_250327 VERTICAL Freq Level Limit Line Margin Read Level Ant Factor Cable Loss Preamp Factor Aux Factor APos TPos Remark MHz dBuV/m dBuV/m dB dBuV dB/m dB dB dB cm deg 1 4874.00 40.75 74.00 -33.25 62.74 32.80 11.05 66.34 0.50 -- -- Peak 2 7311.00 45.11 74.00 -28.89 59.99 37.17 13.28 65.75 0.42 -- -- Peak

Mode	17	
	Band Edge	
	2400-2483.5_802.11g_CH11_2462MHz	
ANT	1	
Pol.	Horizontal	Fundamental
Peak	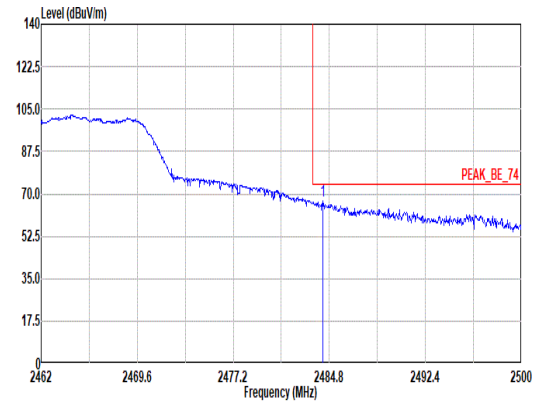 Site : 03CH16-HY Condition: PEAK_BE_74 3m 9120D-1522_250327 HORIZONTAL : RBW:1000.000kHz VBW:3000.000kHz SWT:Auto Freq Level Limit Line Margin Read Level Ant Factor Cable Loss Preamp Factor Aux Factor APos TPos Remark MHz dBuV/m dBuV/m dB dBuV dB/m dB dB dB cm deg 1 2484.27 67.13 74.00 -6.87 51.71 27.94 7.86 30.30 9.92 262 63 Peak	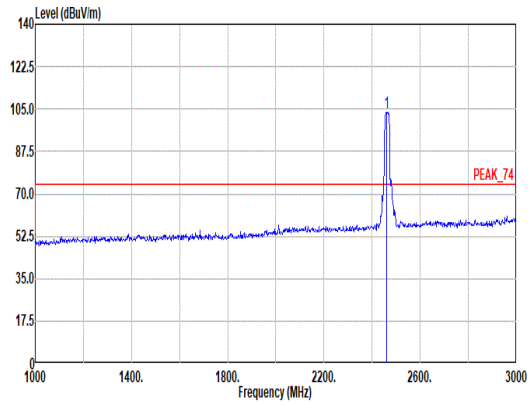 Site : 03CH16-HY Condition: PEAK_74 3m 9120D-1522_250327 HORIZONTAL : RBW:1000.000kHz VBW:3000.000kHz SWT:Auto Freq Level Limit Line Margin Read Level Ant Factor Cable Loss Preamp Factor Aux Factor APos TPos Remark MHz dBuV/m dBuV/m dB dBuV dB/m dB dB dB cm deg 1 2462.00 103.71 ------ ------ 88.48 27.80 7.82 30.31 9.92 262 63 Peak
Avg	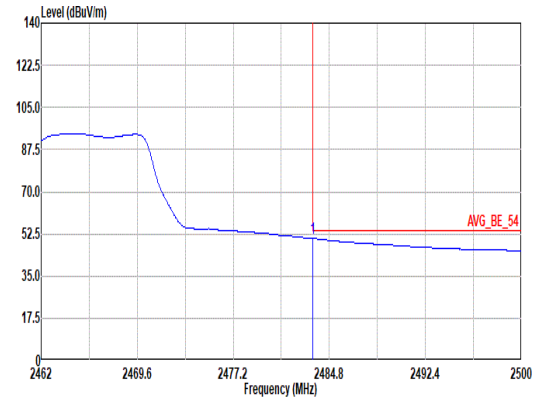 Site : 03CH16-HY Condition: AVG_BE_54 3m 9120D-1522_250327 HORIZONTAL : RBW:1000.000kHz VBW:0.010kHz SWT:Auto Freq Level Limit Line Margin Read Level Ant Factor Cable Loss Preamp Factor Aux Factor APos TPos Remark MHz dBuV/m dBuV/m dB dBuV dB/m dB dB dB cm deg 1 2483.51 50.65 54.00 -3.35 35.23 27.94 7.86 30.30 9.92 262 63 Average	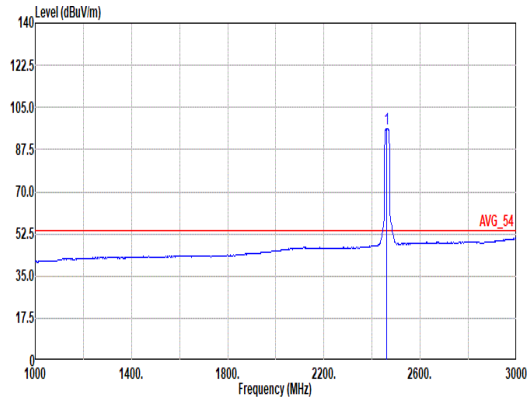 Site : 03CH16-HY Condition: AVG_54 3m 9120D-1522_250327 HORIZONTAL : RBW:1000.000kHz VBW:0.010kHz SWT:Auto Freq Level Limit Line Margin Read Level Ant Factor Cable Loss Preamp Factor Aux Factor APos TPos Remark MHz dBuV/m dBuV/m dB dBuV dB/m dB dB dB cm deg 1 2462.00 96.10 ------ ------ 80.85 27.80 7.83 30.30 9.92 262 63 Average

Mode	17	
	Band Edge	
	2400-2483.5_802.11g_CH11_2462MHz	
ANT	1	
Pol.	Vertical	Fundamental
Peak	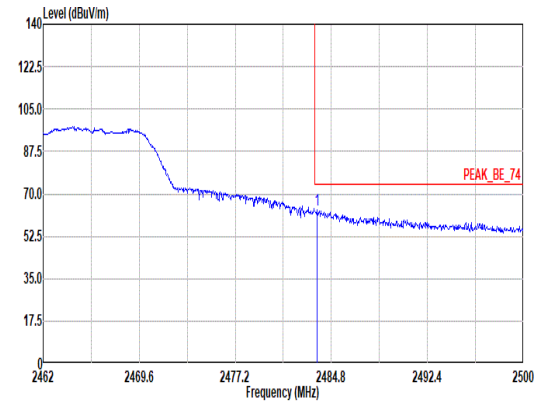 Site : 03CH16-HY Condition: PEAK_BE_74 3m 9120D-1522_250327 VERTICAL : RBW:1000.000kHz VBW:3000.000kHz SWT:Auto Freq Level Limit Line Margin Read Level Ant Factor Cable Loss Preamp Factor Aux Factor APos TPos Remark MHz dBuV/m dBuV/m dB dBuV dB/m dB dB dB cm deg 1 2483.66 63.15 74.00 -10.85 47.73 27.94 7.86 30.30 9.92 100 20 Peak	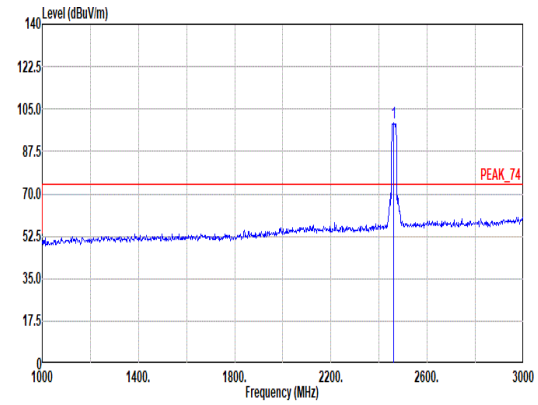 Site : 03CH16-HY Condition: PEAK_74 3m 9120D-1522_250327 VERTICAL : RBW:1000.000kHz VBW:3000.000kHz SWT:Auto Freq Level Limit Line Margin Read Level Ant Factor Cable Loss Preamp Factor Aux Factor APos TPos Remark MHz dBuV/m dBuV/m dB dBuV dB/m dB dB dB cm deg 1 2462.00 99.23 ------ ------ 84.00 27.80 7.82 30.31 9.92 100 20 Peak
Avg	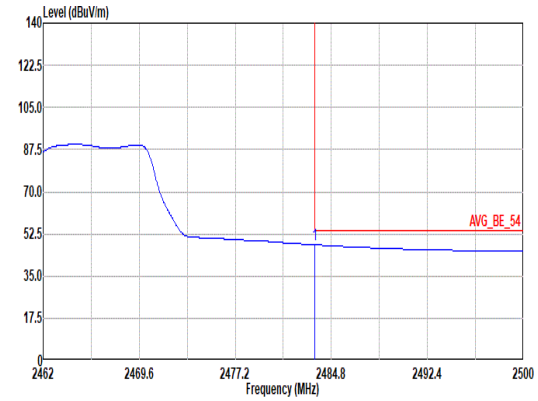 Site : 03CH16-HY Condition: AVG_BE_54 3m 9120D-1522_250327 VERTICAL : RBW:1000.000kHz VBW:0.010kHz SWT:Auto Freq Level Limit Line Margin Read Level Ant Factor Cable Loss Preamp Factor Aux Factor APos TPos Remark MHz dBuV/m dBuV/m dB dBuV dB/m dB dB dB cm deg 1 2483.51 48.01 54.00 -5.99 32.59 27.94 7.86 30.30 9.92 100 20 Average	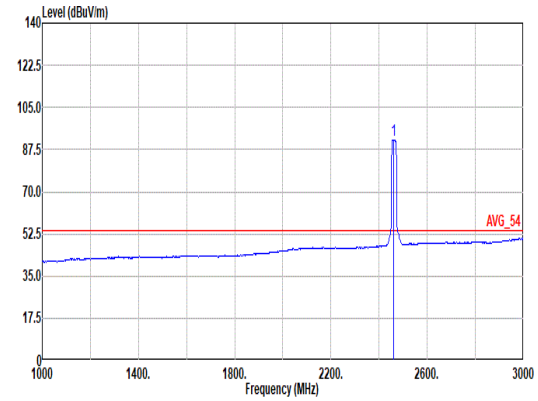 Site : 03CH16-HY Condition: AVG_54 3m 9120D-1522_250327 VERTICAL : RBW:1000.000kHz VBW:0.010kHz SWT:Auto Freq Level Limit Line Margin Read Level Ant Factor Cable Loss Preamp Factor Aux Factor APos TPos Remark MHz dBuV/m dBuV/m dB dBuV dB/m dB dB dB cm deg 1 2462.00 91.65 ------ ------ 76.42 27.80 7.82 30.31 9.92 100 20 Average

Mode	17	
	Harmonic	
	2400-2483.5_802.11g_CH11_2462MHz	
ANT	1	
Pol.	Horizontal	Vertical
Peak Avg	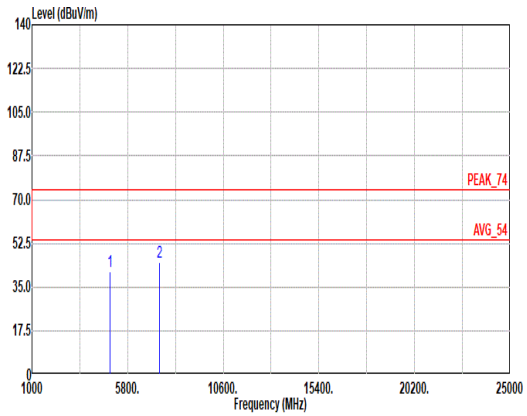 Site : 03CH16-HY Condition: PEAK_74 3m 9120D-1522_250327 HORIZONTAL Freq Level Limit Line Margin Read Level Ant Factor Cable Loss Preamp Factor Aux Factor APos TPos Remark MHz dBuV/m dBuV/m dB dBuV dB/m dB dB dB cm deg 1 4924.00 40.94 74.00 -33.06 62.44 33.20 11.06 66.28 0.52 -- -- Peak 2 7386.00 44.91 74.00 -29.09 60.00 36.90 13.31 65.76 0.46 -- -- Peak	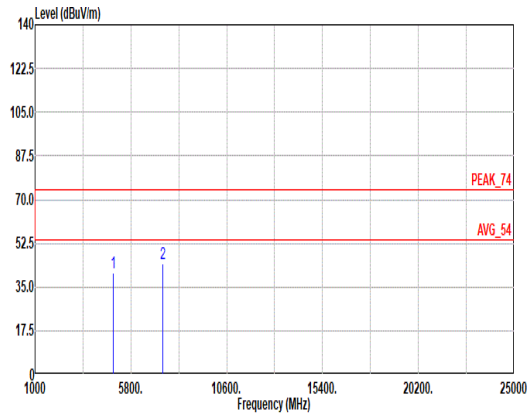 Site : 03CH16-HY Condition: PEAK_74 3m 9120D-1522_250327 VERTICAL Freq Level Limit Line Margin Read Level Ant Factor Cable Loss Preamp Factor Aux Factor APos TPos Remark MHz dBuV/m dBuV/m dB dBuV dB/m dB dB dB cm deg 1 4924.00 40.94 74.00 -33.06 62.66 33.02 11.05 66.31 0.52 -- -- Peak 2 7386.00 44.56 74.00 -29.44 59.65 36.90 13.31 65.76 0.46 -- -- Peak

Mode	18	
	Band Edge	
	2400-2483.5_802.11ax HE20_CH01_Full RU_2412MHz	
ANT	1	
Pol.	Horizontal	Fundamental
Peak	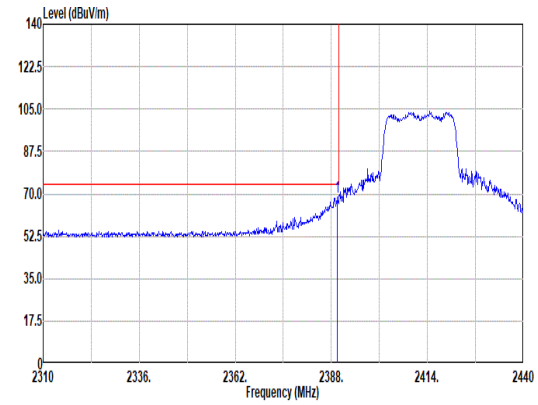 Site : 03CH16-HY Condition: PEAK_BE_74 3m 9120D-1522_250327 HORIZONTAL : RBW:1000.000kHz VBW:3000.000kHz SWT:Auto Freq Level Limit Line Margin Read Level Ant Factor Cable Loss Preamp Factor Aux Factor APos TPos Remark MHz dBuV/m dBuV/m dB dBuV dB/m dB dB dB cm deg 1 2389.69 68.59 74.00 -5.41 53.80 27.49 7.71 30.33 9.92 115 58 Peak	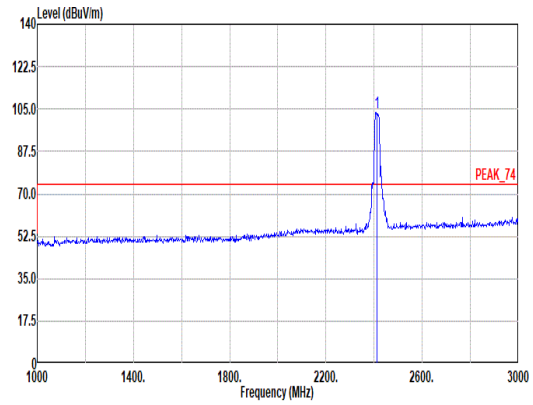 Site : 03CH16-HY Condition: PEAK_74 3m 9120D-1522_250327 HORIZONTAL : RBW:1000.000kHz VBW:3000.000kHz SWT:Auto Freq Level Limit Line Margin Read Level Ant Factor Cable Loss Preamp Factor Aux Factor APos TPos Remark MHz dBuV/m dBuV/m dB dBuV dB/m dB dB dB cm deg 1 2412.00 103.61 ------ ------ 88.68 27.60 7.74 30.33 9.92 115 58 Peak
Avg	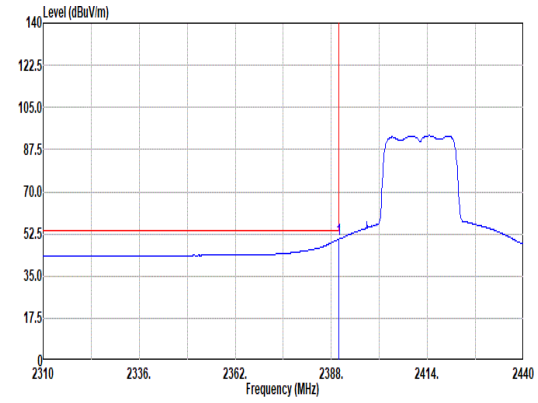 Site : 03CH16-HY Condition: AVG_BE_54 3m 9120D-1522_250327 HORIZONTAL : RBW:1000.000kHz VBW:0.010kHz SWT:Auto Freq Level Limit Line Margin Read Level Ant Factor Cable Loss Preamp Factor Aux Factor APos TPos Remark MHz dBuV/m dBuV/m dB dBuV dB/m dB dB dB cm deg 1 2389.95 50.30 54.00 -3.70 35.50 27.50 7.71 30.33 9.92 115 58 Average	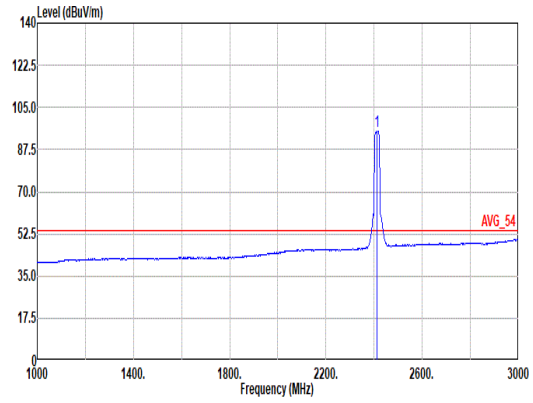 Site : 03CH16-HY Condition: AVG_54 3m 9120D-1522_250327 HORIZONTAL : RBW:1000.000kHz VBW:0.010kHz SWT:Auto Freq Level Limit Line Margin Read Level Ant Factor Cable Loss Preamp Factor Aux Factor APos TPos Remark MHz dBuV/m dBuV/m dB dBuV dB/m dB dB dB cm deg 1 2412.00 95.06 ------ ------ 80.07 27.64 7.75 30.32 9.92 115 58 Average

Mode	18	
	Band Edge	
	2400-2483.5_802.11ax HE20_CH01_Full RU_2412MHz	
ANT	1	
Pol.	Vertical	Fundamental
Peak	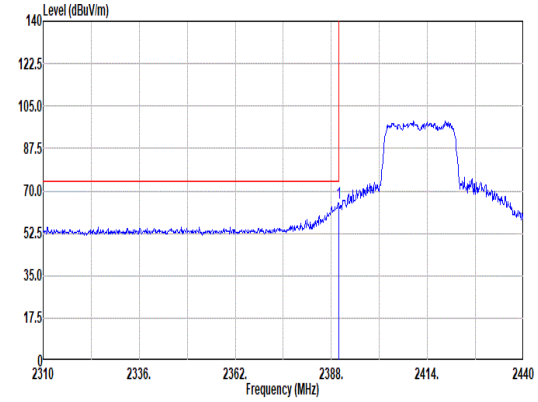 Site : 03CH16-HY Condition: PEAK_BE_74 3m 9120D-1522_250327 VERTICAL : RBW:1000.000kHz VBW:3000.000kHz SWT:Auto Limit Read Ant Cable Preamp Aux APos TPos Freq Level Line Margin Level Factor Loss Factor Factor Remark MHz dBuV/m dBuV/m dB dBuV dB/m dB dB dB cm deg 1 2389.95 64.93 74.00 -9.07 50.13 27.50 7.71 30.33 9.92 101 51 Peak	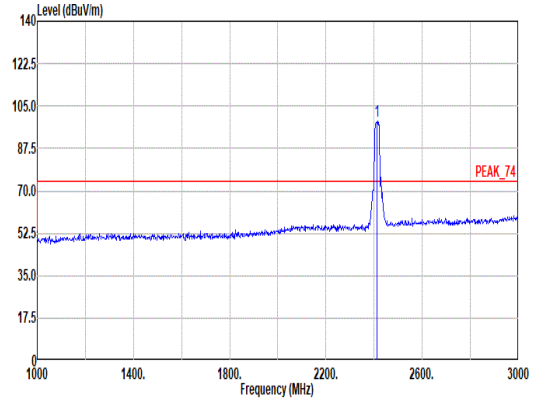 Site : 03CH16-HY Condition: PEAK_74 3m 9120D-1522_250327 VERTICAL : RBW:1000.000kHz VBW:3000.000kHz SWT:Auto Limit Read Ant Cable Preamp Aux APos TPos Freq Level Line Margin Level Factor Loss Factor Factor Remark MHz dBuV/m dBuV/m dB dBuV dB/m dB dB dB cm deg 1 2412.00 99.03 ------ ------ 84.04 27.64 7.75 30.32 9.92 101 51 Peak
Avg	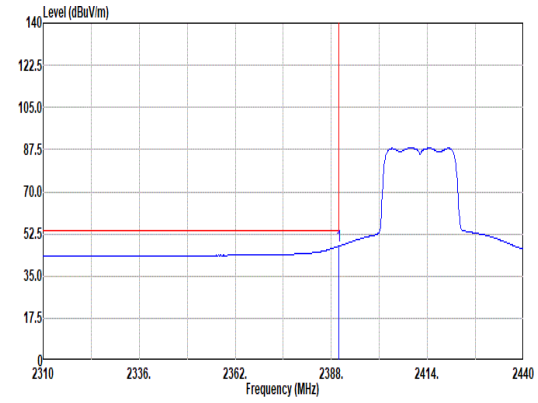 Site : 03CH16-HY Condition: AVG_BE_54 3m 9120D-1522_250327 VERTICAL : RBW:1000.000kHz VBW:0.010kHz SWT:Auto Limit Read Ant Cable Preamp Aux APos TPos Freq Level Line Margin Level Factor Loss Factor Factor Remark MHz dBuV/m dBuV/m dB dBuV dB/m dB dB dB cm deg 1 2389.95 47.47 54.00 -6.53 32.67 27.50 7.71 30.33 9.92 101 51 Average	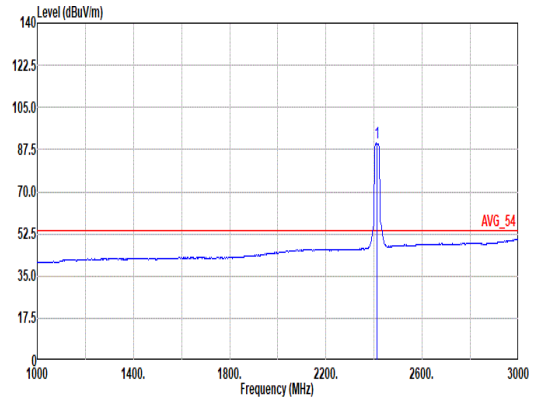 Site : 03CH16-HY Condition: AVG_54 3m 9120D-1522_250327 VERTICAL : RBW:1000.000kHz VBW:0.010kHz SWT:Auto Limit Read Ant Cable Preamp Aux APos TPos Freq Level Line Margin Level Factor Loss Factor Factor Remark MHz dBuV/m dBuV/m dB dBuV dB/m dB dB dB cm deg 1 2412.00 90.20 ------ ------ 75.25 27.60 7.75 30.32 9.92 101 51 Average

Mode	18	
	Harmonic	
	2400-2483.5_802.11ax HE20_CH01_Full RU_2412MHz	
ANT	1	
Pol.	Horizontal	Vertical
Peak Avg	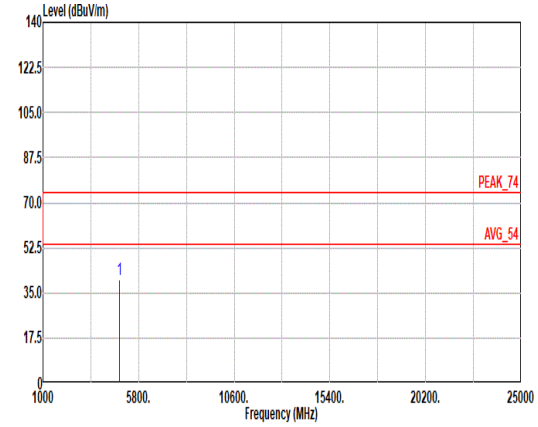 Site : 03CH16-HY Condition: PEAK_74 3m 9120D-1522_250327 HORIZONTAL Freq Level Limit Line Margin Read Level Ant Factor Cable Loss Preamp Factor Aux Factor APos TPos Remark MHz dBuV/m dBuV/m dB dBuV dB/m dB dB dB cm deg 1 4824.00 40.00 74.00 -34.00 62.25 32.60 11.04 66.38 0.49 -- -- Peak	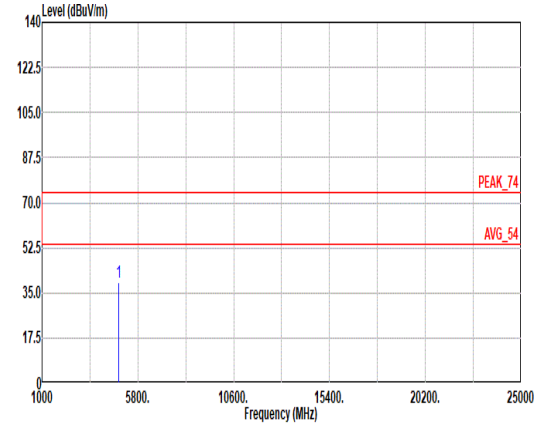 Site : 03CH16-HY Condition: PEAK_74 3m 9120D-1522_250327 VERTICAL Freq Level Limit Line Margin Read Level Ant Factor Cable Loss Preamp Factor Aux Factor APos TPos Remark MHz dBuV/m dBuV/m dB dBuV dB/m dB dB dB cm deg 1 4824.00 39.30 74.00 -34.70 61.55 32.60 11.04 66.38 0.49 -- -- Peak

Mode	19	
	Band Edge - L	
	2400-2483.5_802.11ax HE20_CH06_Full RU_2437MHz	
ANT	1	
Pol.	Horizontal	Fundamental
Peak	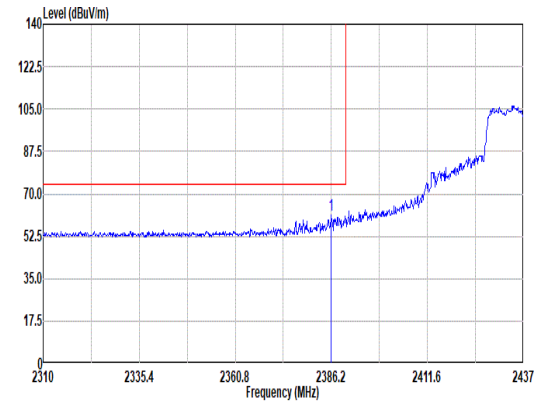 Site : 03CH16-HY Condition: PEAK_BE_74 3m 9120D-1522_250327 HORIZONTAL : RBW:1000.000kHz VBW:3000.000kHz SWT:Auto Freq Level Limit Line Margin Read Level Ant Factor Cable Loss Preamp Factor Aux Factor APos TPos Remark MHz dBuV/m dBuV/m dB dBuV dB/m dB dB dB cm deg 1 2386.20 61.35 74.00 -12.65 46.63 27.42 7.71 30.33 9.92 100 57 Peak	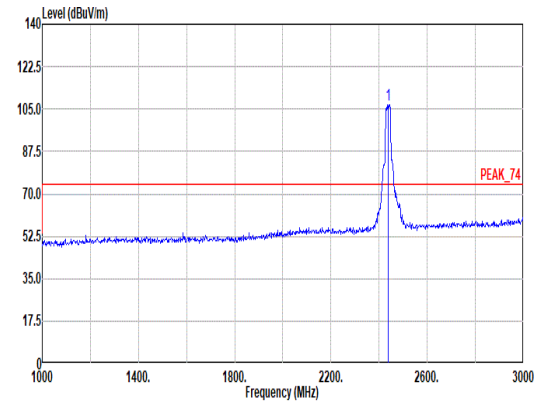 Site : 03CH16-HY Condition: PEAK_74 3m 9120D-1522_250327 HORIZONTAL : RBW:1000.000kHz VBW:3000.000kHz SWT:Auto Freq Level Limit Line Margin Read Level Ant Factor Cable Loss Preamp Factor Aux Factor APos TPos Remark MHz dBuV/m dBuV/m dB dBuV dB/m dB dB dB cm deg 1 2437.00 106.69 ------ ------ 91.59 27.70 7.79 30.31 9.92 100 57 Peak
Avg	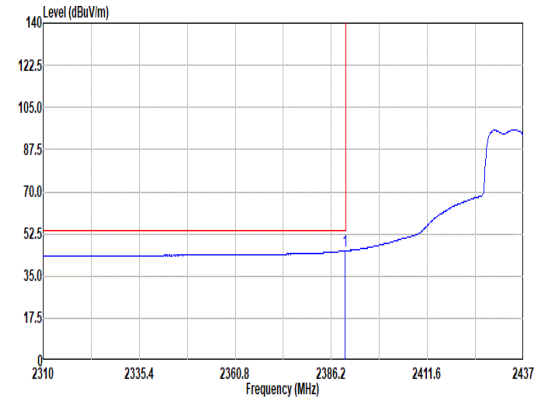 Site : 03CH16-HY Condition: AVG_BE_54 3m 9120D-1522_250327 HORIZONTAL : RBW:1000.000kHz VBW:0.010kHz SWT:Auto Freq Level Limit Line Margin Read Level Ant Factor Cable Loss Preamp Factor Aux Factor APos TPos Remark MHz dBuV/m dBuV/m dB dBuV dB/m dB dB dB cm deg 1 2389.88 45.45 54.00 -8.55 30.65 27.50 7.71 30.33 9.92 100 57 Average	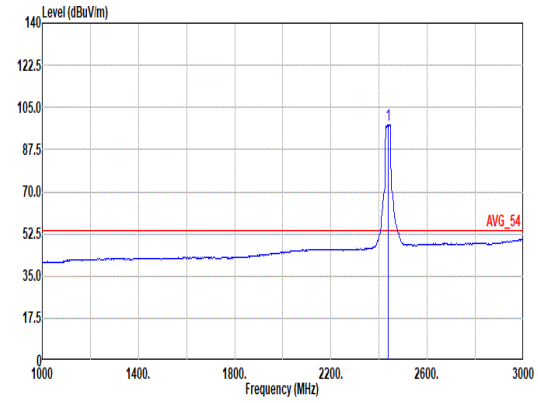 Site : 03CH16-HY Condition: AVG_54 3m 9120D-1522_250327 HORIZONTAL : RBW:1000.000kHz VBW:0.010kHz SWT:Auto Freq Level Limit Line Margin Read Level Ant Factor Cable Loss Preamp Factor Aux Factor APos TPos Remark MHz dBuV/m dBuV/m dB dBuV dB/m dB dB dB cm deg 1 2437.00 97.77 ------ ------ 82.67 27.70 7.79 30.31 9.92 100 57 Average

Mode	19	
	Band Edge - R	
	2400-2483.5_802.11ax HE20_CH06_Full RU_2437MHz	
ANT	1	
Pol.	Horizontal	Fundamental
Peak	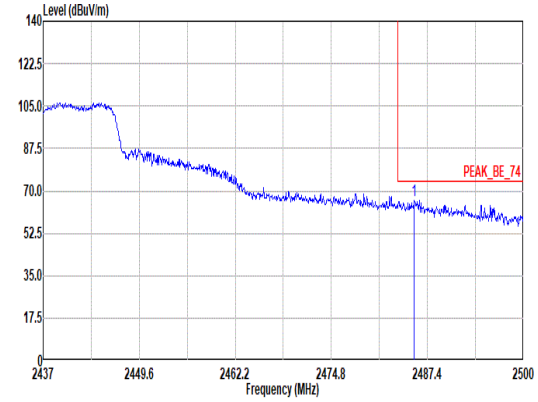 Site : 03CH16-HY Condition: PEAK_BE_74 3m 9120D-1522_250327 HORIZONTAL : RBW:1000.000kHz VBW:3000.000kHz SWT:Auto Limit Read Ant Cable Preamp Aux APos TPos Freq Level Line Margin Level Factor Loss Factor Factor Remark MHz dBuV/m dBuV/m dB dBuV dB/m dB dB dB cm deg 1 2485.70 65.82 74.00 -8.18 50.38 27.96 7.86 30.30 9.92 100 57 Peak	Blank
Avg	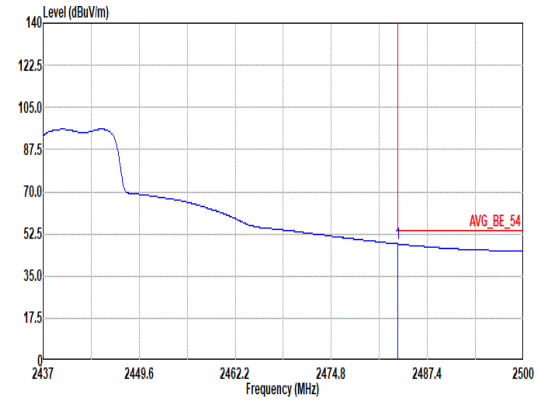 Site : 03CH16-HY Condition: AVG_BE_54 3m 9120D-1522_250327 HORIZONTAL : RBW:1000.000kHz VBW:0.010kHz SWT:Auto Limit Read Ant Cable Preamp Aux APos TPos Freq Level Line Margin Level Factor Loss Factor Factor Remark MHz dBuV/m dBuV/m dB dBuV dB/m dB dB dB cm deg 1 2483.56 48.36 54.00 -5.64 32.94 27.94 7.86 30.30 9.92 100 57 Average	Blank

Mode	19	
	Band Edge - L	
	2400-2483.5_802.11ax HE20_CH06_Full RU_2437MHz	
ANT	1	
Pol.	Vertical	Fundamental
Peak	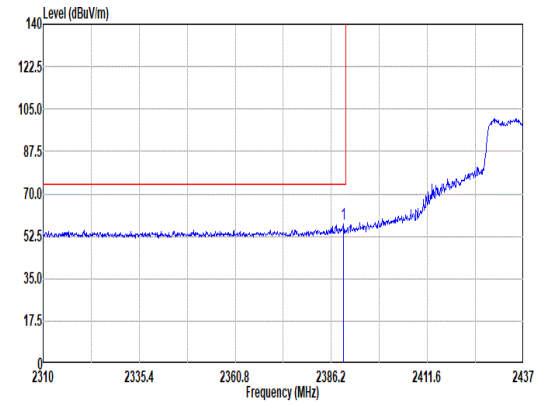 Site : 03CH16-HY Condition: PEAK_BE_74 3m 9120D-1522_250327 VERTICAL : RBW:1000.000kHz VBW:3000.000kHz SWT:Auto Limit Read Ant Cable Preamp Aux APos TPos Freq Level Line Margin Level Factor Loss Factor Factor Remark MHz dBuV/m dBuV/m dB dBuV dB/m dB dB dB cm deg 1 2389.38 57.64 74.00 -16.36 42.85 27.49 7.71 30.33 9.92 100 23 Peak	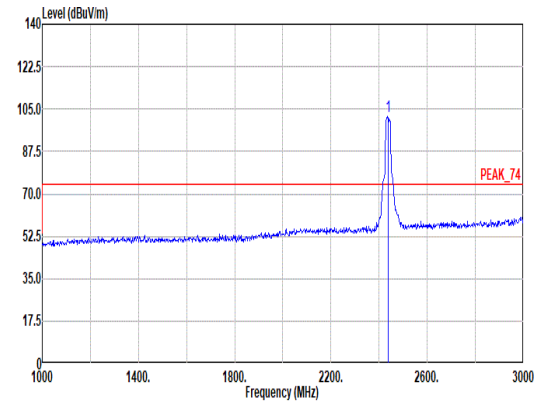 Site : 03CH16-HY Condition: PEAK_74 3m 9120D-1522_250327 VERTICAL : RBW:1000.000kHz VBW:3000.000kHz SWT:Auto Limit Read Ant Cable Preamp Aux APos TPos Freq Level Line Margin Level Factor Loss Factor Factor Remark MHz dBuV/m dBuV/m dB dBuV dB/m dB dB dB cm deg 1 2437.00 101.98 ------ ------ 86.90 27.70 7.78 30.32 9.92 100 23 Peak
Avg	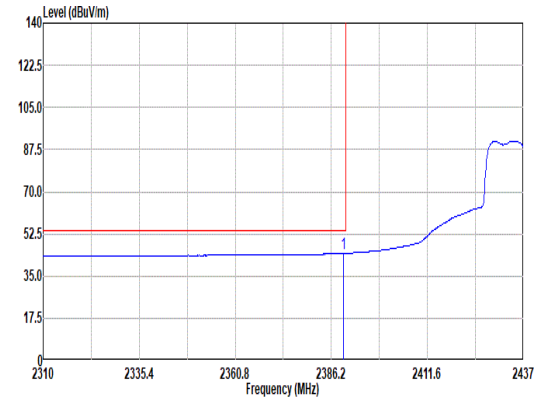 Site : 03CH16-HY Condition: AVG_BE_54 3m 9120D-1522_250327 VERTICAL : RBW:1000.000kHz VBW:0.010kHz SWT:Auto Limit Read Ant Cable Preamp Aux APos TPos Freq Level Line Margin Level Factor Loss Factor Factor Remark MHz dBuV/m dBuV/m dB dBuV dB/m dB dB dB cm deg 1 2389.38 44.46 54.00 -9.54 29.67 27.49 7.71 30.33 9.92 100 23 Average	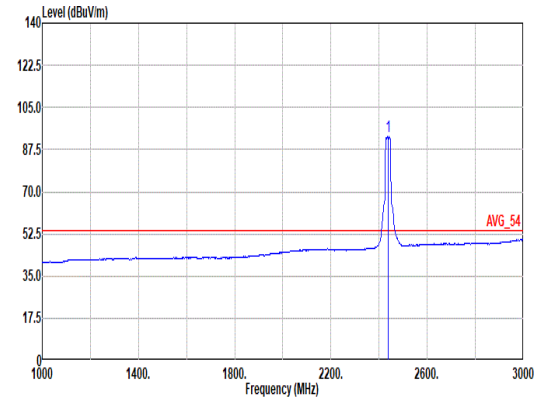 Site : 03CH16-HY Condition: AVG_54 3m 9120D-1522_250327 VERTICAL : RBW:1000.000kHz VBW:0.010kHz SWT:Auto Limit Read Ant Cable Preamp Aux APos TPos Freq Level Line Margin Level Factor Loss Factor Factor Remark MHz dBuV/m dBuV/m dB dBuV dB/m dB dB dB cm deg 1 2437.00 92.87 ------ ------ 77.79 27.70 7.78 30.32 9.92 100 23 Average

Mode	19	
	Band Edge - R	
	2400-2483.5_802.11ax HE20_CH06_Full RU_2437MHz	
ANT	1	
Pol.	Vertical	Fundamental
Peak	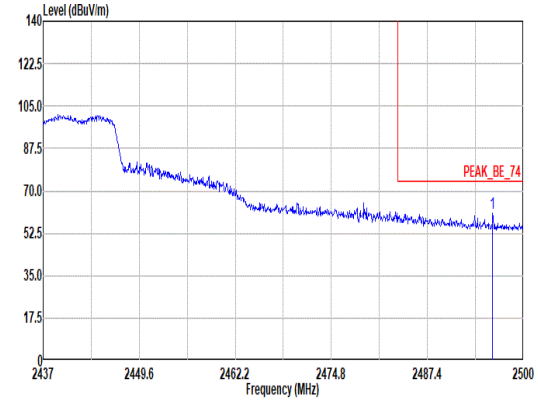 Site : 03CH16-HY Condition: PEAK_BE_74 3m 9120D-1522_250327 VERTICAL : RBW:1000.000kHz VBW:3000.000kHz SWT:Auto Limit Read Ant Cable Preamp Aux APos TPos Freq Level Line Margin Level Factor Loss Factor Factor Remark MHz dBuV/m dBuV/m dB dBuV dB/m dB dB dB cm deg 1 2495.97 60.53 74.00 -13.47 45.02 28.00 7.88 30.29 9.92 100 23 Peak	Blank
Avg	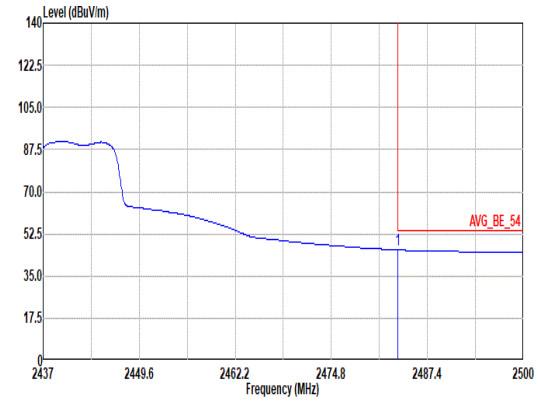 Site : 03CH16-HY Condition: AVG_BE_54 3m 9120D-1522_250327 VERTICAL : RBW:1000.000kHz VBW:0.010kHz SWT:Auto Limit Read Ant Cable Preamp Aux APos TPos Freq Level Line Margin Level Factor Loss Factor Factor Remark MHz dBuV/m dBuV/m dB dBuV dB/m dB dB dB cm deg 1 2483.56 45.87 54.00 -8.13 30.45 27.94 7.86 30.30 9.92 100 23 Average	Blank

Mode	19	
	Harmonic	
	2400-2483.5_802.11ax HE20_CH06_Full RU_2437MHz	
ANT	1	
Pol.	Horizontal	Vertical
Peak Avg	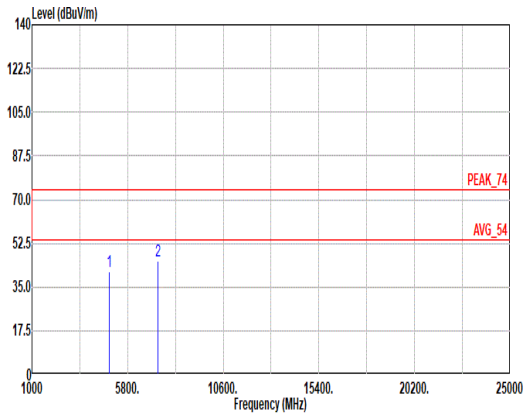 Site : 03CH16-HY Condition: PEAK_74 3m 9120D-1522_250327 HORIZONTAL Freq Level Limit Line Margin Read Level Ant Factor Cable Loss Preamp Factor Aux Factor APos TPos Remark MHz dBuV/m dBuV/m dB dBuV dB/m dB dB dB cm deg 1 4874.00 41.25 74.00 -32.75 63.24 32.80 11.05 66.34 0.50 -- -- Peak 2 7311.00 45.39 74.00 -28.61 60.26 37.20 13.27 65.75 0.41 -- -- Peak	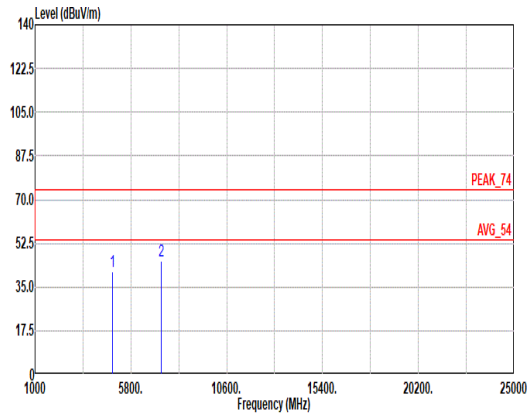 Site : 03CH16-HY Condition: PEAK_74 3m 9120D-1522_250327 VERTICAL Freq Level Limit Line Margin Read Level Ant Factor Cable Loss Preamp Factor Aux Factor APos TPos Remark MHz dBuV/m dBuV/m dB dBuV dB/m dB dB dB cm deg 1 4874.00 41.01 74.00 -32.99 63.00 32.80 11.05 66.34 0.50 -- -- Peak 2 7311.00 45.30 74.00 -28.70 60.19 37.20 13.26 65.75 0.40 -- -- Peak

Mode	20	
	Band Edge	
	2400-2483.5_802.11ax HE20_CH11_Full RU_2462MHz	
ANT	1	
Pol.	Horizontal	Fundamental
Peak	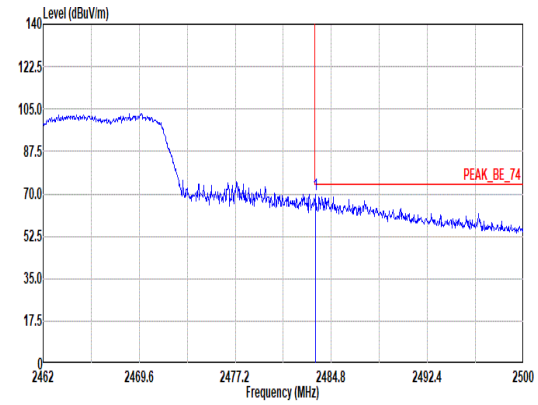 Site : 03CH16-HY Condition: PEAK_BE_74 3m 9120D-1522_250327 HORIZONTAL : RBW:1000.000kHz VBW:3000.000kHz SWT:Auto Freq Level Limit Line Margin Read Level Ant Factor Cable Loss Preamp Factor Aux Factor APos TPos Remark MHz dBuV/m dBuV/m dB dBuV dB/m dB dB dB cm deg 1 2483.55 69.57 74.00 -4.43 54.15 27.94 7.86 30.30 9.92 100 55 Peak	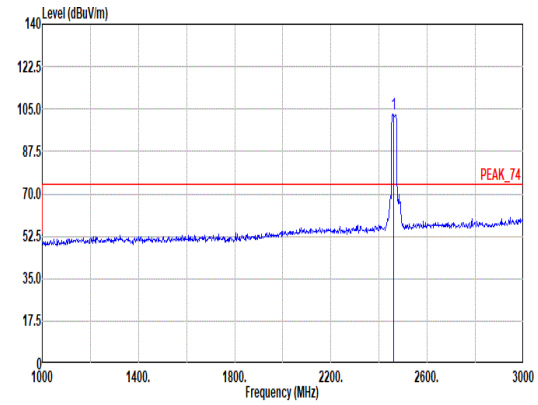 Site : 03CH16-HY Condition: PEAK_74 3m 9120D-1522_250327 HORIZONTAL : RBW:1000.000kHz VBW:3000.000kHz SWT:Auto Freq Level Limit Line Margin Read Level Ant Factor Cable Loss Preamp Factor Aux Factor APos TPos Remark MHz dBuV/m dBuV/m dB dBuV dB/m dB dB dB cm deg 1 2462.00 102.97 ------ ------ 87.74 27.80 7.82 30.31 9.92 100 55 Peak
Avg	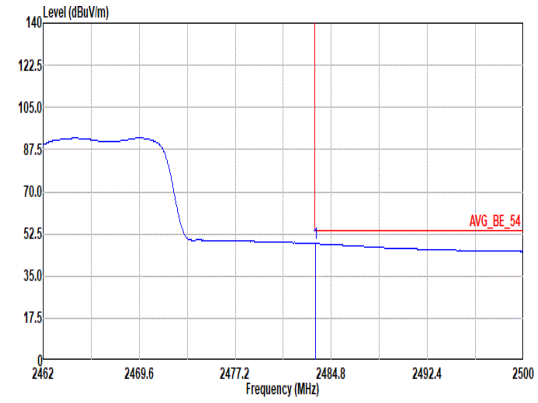 Site : 03CH16-HY Condition: AVG_BE_54 3m 9120D-1522_250327 HORIZONTAL : RBW:1000.000kHz VBW:0.010kHz SWT:Auto Freq Level Limit Line Margin Read Level Ant Factor Cable Loss Preamp Factor Aux Factor APos TPos Remark MHz dBuV/m dBuV/m dB dBuV dB/m dB dB dB cm deg 1 2483.55 48.43 54.00 -5.57 33.01 27.94 7.86 30.30 9.92 100 55 Average	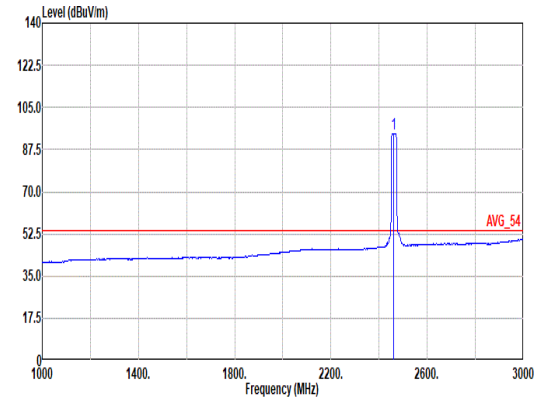 Site : 03CH16-HY Condition: AVG_54 3m 9120D-1522_250327 HORIZONTAL : RBW:1000.000kHz VBW:0.010kHz SWT:Auto Freq Level Limit Line Margin Read Level Ant Factor Cable Loss Preamp Factor Aux Factor APos TPos Remark MHz dBuV/m dBuV/m dB dBuV dB/m dB dB dB cm deg 1 2462.00 94.08 ------ ------ 78.82 27.80 7.84 30.30 9.92 100 55 Average

Mode	20	
	Band Edge	
	2400-2483.5_802.11ax HE20_CH11_Full RU_2462MHz	
ANT	1	
Pol.	Vertical	Fundamental
Peak	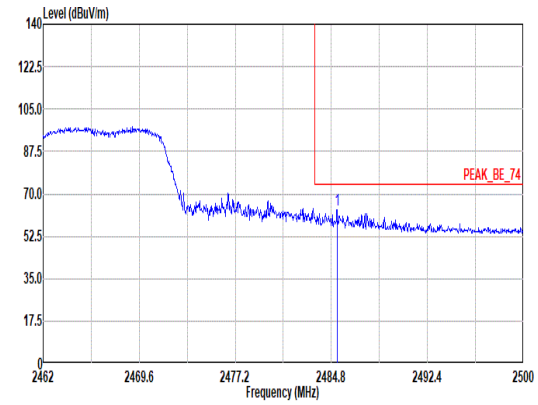 Site : 03CH16-HY Condition: PEAK_BE_74 3m 9120D-1522_250327 VERTICAL : RBW:1000.000kHz VBW:3000.000kHz SWT:Auto Freq Level Limit Line Margin Read Level Ant Factor Cable Loss Preamp Factor Aux Factor APos TPos Remark MHz dBuV/m dBuV/m dB dBuV dB/m dB dB dB cm deg 1 2485.26 63.43 74.00 -10.57 48.00 27.95 7.86 30.30 9.92 100 23 Peak	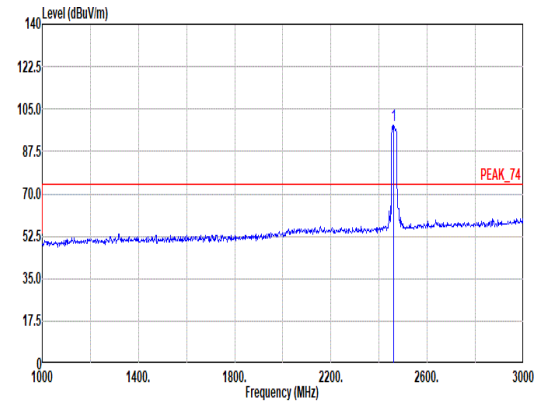 Site : 03CH16-HY Condition: PEAK_74 3m 9120D-1522_250327 VERTICAL : RBW:1000.000kHz VBW:3000.000kHz SWT:Auto Freq Level Limit Line Margin Read Level Ant Factor Cable Loss Preamp Factor Aux Factor APos TPos Remark MHz dBuV/m dBuV/m dB dBuV dB/m dB dB dB cm deg 1 2462.00 98.51 ------ ------ 83.28 27.80 7.82 30.31 9.92 100 23 Peak
Avg	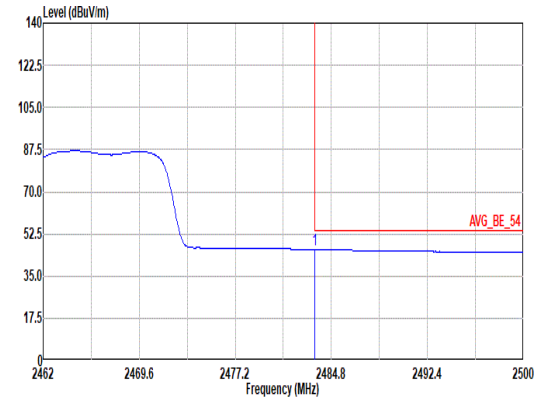 Site : 03CH16-HY Condition: AVG_BE_54 3m 9120D-1522_250327 VERTICAL : RBW:1000.000kHz VBW:0.010kHz SWT:Auto Freq Level Limit Line Margin Read Level Ant Factor Cable Loss Preamp Factor Aux Factor APos TPos Remark MHz dBuV/m dBuV/m dB dBuV dB/m dB dB dB cm deg 1 2483.51 46.08 54.00 -7.92 30.66 27.94 7.86 30.30 9.92 100 23 Average	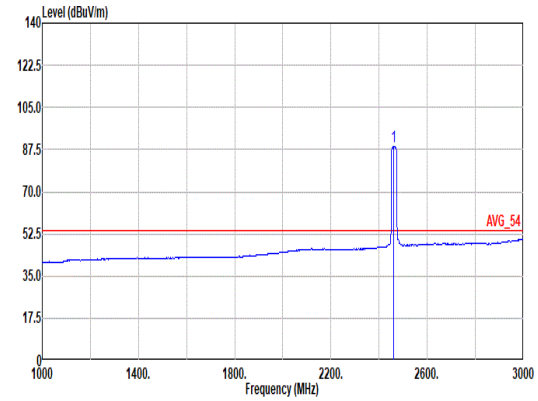 Site : 03CH16-HY Condition: AVG_54 3m 9120D-1522_250327 VERTICAL : RBW:1000.000kHz VBW:0.010kHz SWT:Auto Freq Level Limit Line Margin Read Level Ant Factor Cable Loss Preamp Factor Aux Factor APos TPos Remark MHz dBuV/m dBuV/m dB dBuV dB/m dB dB dB cm deg 1 2462.00 88.83 ------ ------ 73.58 27.80 7.83 30.30 9.92 100 23 Average

Mode	20	
	Harmonic	
	2400-2483.5_802.11ax HE20_CH11_Full RU_2462MHz	
ANT	1	
Pol.	Horizontal	Vertical
Peak Avg	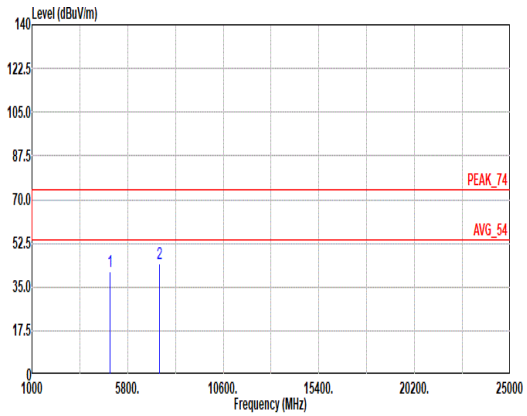 Site : 03CH16-HY Condition: PEAK_74 3m 9120D-1522_250327 HORIZONTAL Freq Level Limit Line Margin Read Level Ant Factor Cable Loss Preamp Factor Aux Factor APos TPos Remark MHz dBuV/m dBuV/m dB dBuV dB/m dB dB dB cm deg 1 4924.00 41.30 74.00 -32.70 63.21 32.86 11.05 66.33 0.51 -- -- Peak 2 7386.00 44.49 74.00 -29.51 59.77 36.63 13.35 65.76 0.50 -- -- Peak	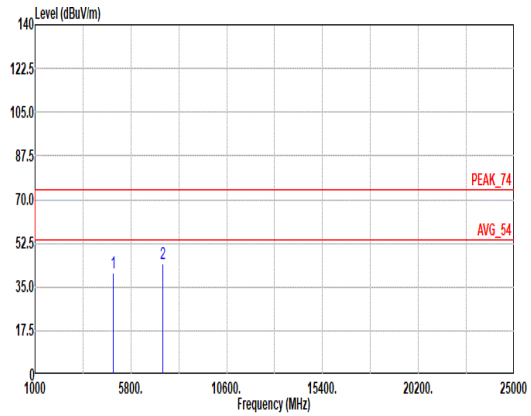 Site : 03CH16-HY Condition: PEAK_74 3m 9120D-1522_250327 VERTICAL Freq Level Limit Line Margin Read Level Ant Factor Cable Loss Preamp Factor Aux Factor APos TPos Remark MHz dBuV/m dBuV/m dB dBuV dB/m dB dB dB cm deg 1 4924.00 40.75 74.00 -33.25 62.25 33.20 11.06 66.28 0.52 -- -- Peak 2 7386.00 44.31 74.00 -29.69 59.63 36.58 13.36 65.76 0.50 -- -- Peak

Mode	21	
	Band Edge - L	
	2400-2483.5_802.11ax HE40_CH03_Full RU_2422MHz	
ANT	1	
Pol.	Horizontal	Fundamental
Peak	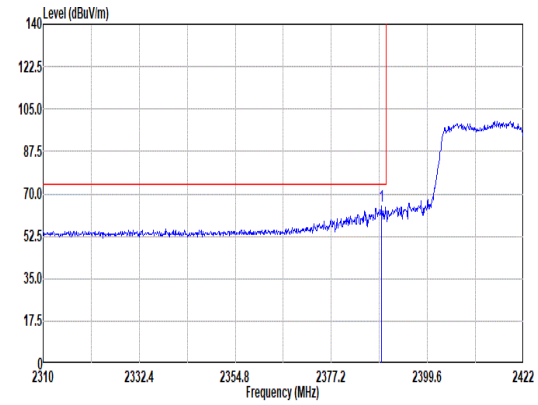 Site : 03CH16-HY Condition: PEAK_BE_74 3m 9120D-1522_250327 HORIZONTAL : RBW:1000.000kHz VBW:3000.000kHz SWT:Auto Freq Level Limit Line Margin Read Level Ant Factor Cable Loss Preamp Factor Aux Factor APos TPos Remark MHz dBuV/m dBuV/m dB dBuV dB/m dB dB dB cm deg 1 2388.85 64.80 74.00 -9.20 50.02 27.48 7.71 30.33 9.92 100 53 Peak	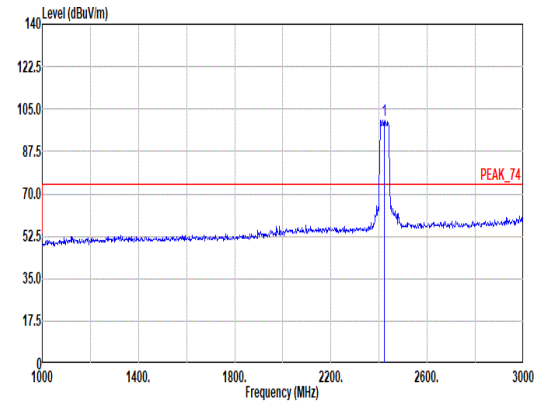 Site : 03CH16-HY Condition: PEAK_74 3m 9120D-1522_250327 HORIZONTAL : RBW:1000.000kHz VBW:3000.000kHz SWT:Auto Freq Level Limit Line Margin Read Level Ant Factor Cable Loss Preamp Factor Aux Factor APos TPos Remark MHz dBuV/m dBuV/m dB dBuV dB/m dB dB dB cm deg 1 2422.00 100.61 ------ ------ 85.68 27.60 7.74 30.33 9.92 100 53 Peak
Avg	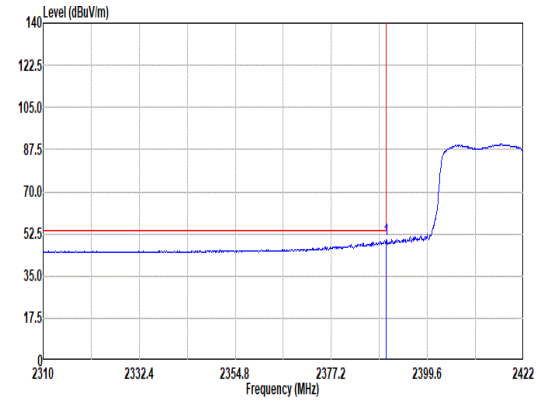 Site : 03CH16-HY Condition: AVG_BE_54 3m 9120D-1522_250327 HORIZONTAL : RBW:1000.000kHz VBW:2.000kHz SWT:Auto Freq Level Limit Line Margin Read Level Ant Factor Cable Loss Preamp Factor Aux Factor APos TPos Remark MHz dBuV/m dBuV/m dB dBuV dB/m dB dB dB cm deg 1 2389.97 50.17 54.00 -3.83 35.37 27.50 7.71 30.33 9.92 100 53 Average	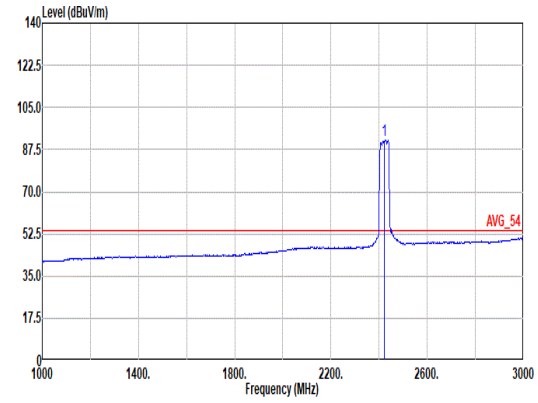 Site : 03CH16-HY Condition: AVG_54 3m 9120D-1522_250327 HORIZONTAL : RBW:1000.000kHz VBW:2.000kHz SWT:Auto Freq Level Limit Line Margin Read Level Ant Factor Cable Loss Preamp Factor Aux Factor APos TPos Remark MHz dBuV/m dBuV/m dB dBuV dB/m dB dB dB cm deg 1 2422.00 91.26 ------ ------ 76.19 27.70 7.77 30.32 9.92 100 53 Average

Mode	21	
	Band Edge - R	
	2400-2483.5_802.11ax HE40_CH03_Full RU_2422MHz	
ANT	1	
Pol.	Horizontal	Fundamental
Peak	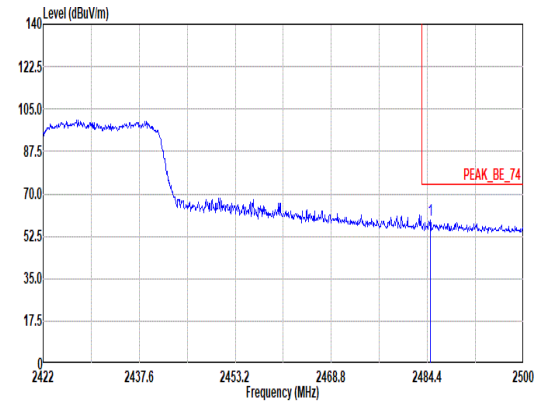 Site : 03CH16-HY Condition: PEAK_BE_74 3m 9120D-1522_250327 HORIZONTAL : RBW:1000.000kHz VBW:3000.000kHz SWT:Auto Limit Read Ant Cable Preamp Aux APos TPos Freq Level Line Margin Level Factor Loss Factor Factor Remark MHz dBuV/m dBuV/m dB dBuV dB/m dB dB dB cm deg 1 2484.87 59.18 74.00 -14.82 43.75 27.95 7.86 30.30 9.92 100 53 Peak	Blank
Avg	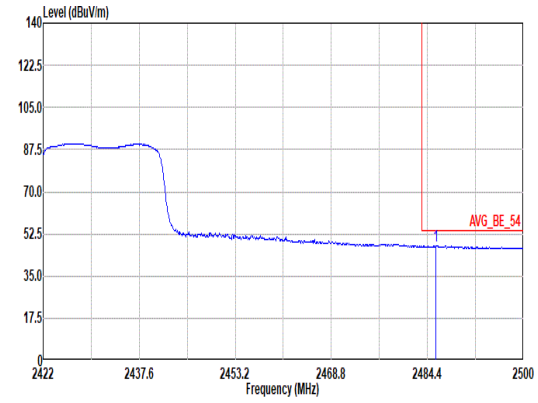 Site : 03CH16-HY Condition: AVG_BE_54 3m 9120D-1522_250327 HORIZONTAL : RBW:1000.000kHz VBW:2.000kHz SWT:Auto Limit Read Ant Cable Preamp Aux APos TPos Freq Level Line Margin Level Factor Loss Factor Factor Remark MHz dBuV/m dBuV/m dB dBuV dB/m dB dB dB cm deg 1 2485.80 47.50 54.00 -6.50 32.06 27.96 7.86 30.30 9.92 100 53 Average	Blank

Mode	21	
	Band Edge - L	
	2400-2483.5_802.11ax HE40_CH03_Full RU_2422MHz	
ANT	1	
Pol.	Vertical	Fundamental
Peak	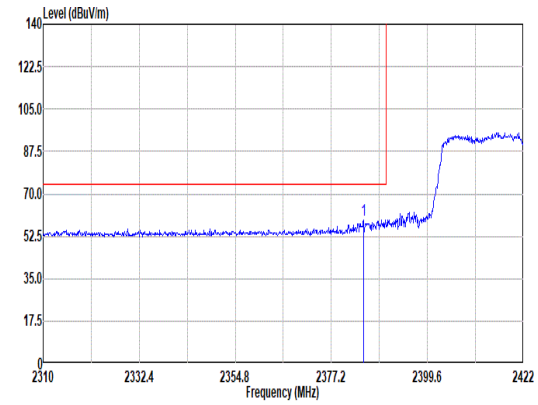 Site : 03CH16-HY Condition: PEAK_BE_74 3m 9120D-1522_250327 VERTICAL : RBW:1000.000kHz VBW:3000.000kHz SWT:Auto Freq Level Limit Line Margin Read Level Ant Factor Cable Loss Preamp Factor Aux Factor APos TPos Remark MHz dBuV/m dBuV/m dB dBuV dB/m dB dB dB cm deg 1 2384.70 59.22 74.00 -14.78 44.54 27.39 7.70 30.33 9.92 100 36 Peak	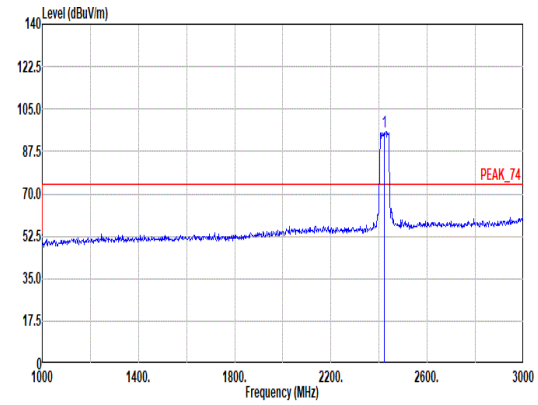 Site : 03CH16-HY Condition: PEAK_74 3m 9120D-1522_250327 VERTICAL : RBW:1000.000kHz VBW:3000.000kHz SWT:Auto Freq Level Limit Line Margin Read Level Ant Factor Cable Loss Preamp Factor Aux Factor APos TPos Remark MHz dBuV/m dBuV/m dB dBuV dB/m dB dB dB cm deg 1 2422.00 95.69 ------ ------ 80.61 27.70 7.78 30.32 9.92 100 36 Peak
Avg	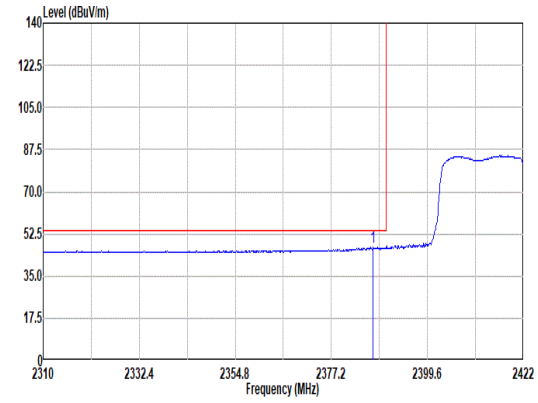 Site : 03CH16-HY Condition: AVG_BE_54 3m 9120D-1522_250327 VERTICAL : RBW:1000.000kHz VBW:2.000kHz SWT:Auto Freq Level Limit Line Margin Read Level Ant Factor Cable Loss Preamp Factor Aux Factor APos TPos Remark MHz dBuV/m dBuV/m dB dBuV dB/m dB dB dB cm deg 1 2386.94 47.01 54.00 -6.99 32.27 27.44 7.71 30.33 9.92 100 36 Average	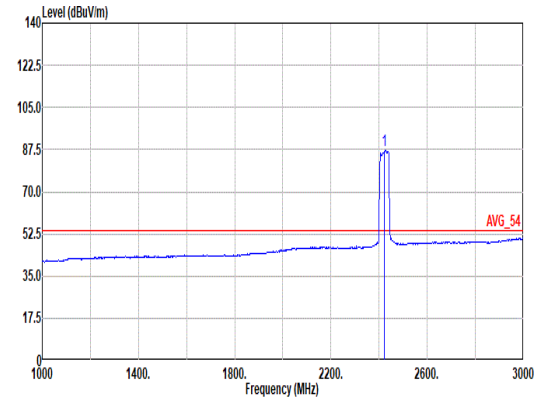 Site : 03CH16-HY Condition: AVG_54 3m 9120D-1522_250327 VERTICAL : RBW:1000.000kHz VBW:2.000kHz SWT:Auto Freq Level Limit Line Margin Read Level Ant Factor Cable Loss Preamp Factor Aux Factor APos TPos Remark MHz dBuV/m dBuV/m dB dBuV dB/m dB dB dB cm deg 1 2422.00 87.18 ------ ------ 72.11 27.70 7.77 30.32 9.92 100 36 Average

Mode	21	
	Band Edge - R	
	2400-2483.5_802.11ax HE40_CH03_Full RU_2422MHz	
ANT	1	
Pol.	Vertical	Fundamental
Peak	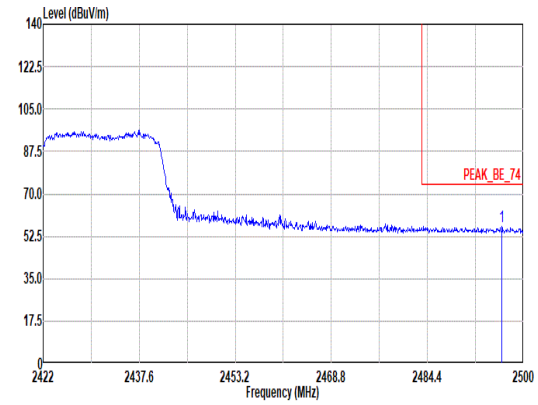 Site : 03CH16-HY Condition: PEAK_BE_74 3m 9120D-1522_250327 VERTICAL : RBW:1000.000kHz VBW:3000.000kHz SWT:Auto Limit Read Ant Cable Preamp Aux APos TPos Freq Level Line Margin Level Factor Loss Factor Factor Remark MHz dBuV/m dBuV/m dB dBuV dB/m dB dB dB cm deg 1 2496.49 56.71 74.00 -17.29 41.20 28.00 7.88 30.29 9.92 100 36 Peak	Blank
Avg	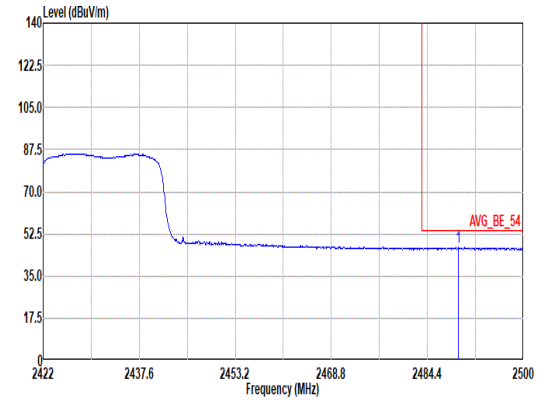 Site : 03CH16-HY Condition: AVG_BE_54 3m 9120D-1522_250327 VERTICAL : RBW:1000.000kHz VBW:2.000kHz SWT:Auto Limit Read Ant Cable Preamp Aux APos TPos Freq Level Line Margin Level Factor Loss Factor Factor Remark MHz dBuV/m dBuV/m dB dBuV dB/m dB dB dB cm deg 1 2489.47 46.90 54.00 -7.10 31.41 27.99 7.87 30.29 9.92 100 36 Average	Blank

Mode	21	
	Harmonic	
	2400-2483.5_802.11ax HE40_CH03_Full RU_2422MHz	
ANT	1	
Pol.	Horizontal	Vertical
Peak Avg	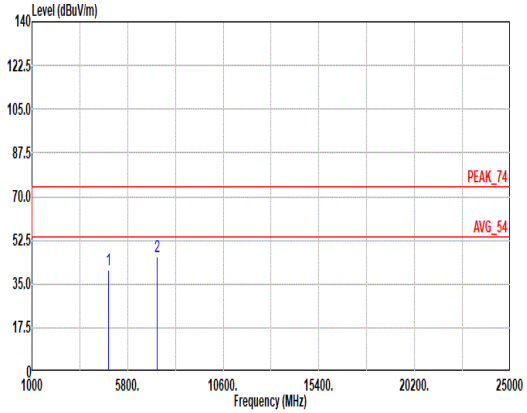 Site : 03CH16-HY Condition: PEAK_74 3m 9120D-1522_250327 HORIZONTAL Freq Level Limit Line Margin Read Level Ant Factor Cable Loss Preamp Factor Aux Factor APos TPos Remark MHz dBuV/m dBuV/m dB dBuV dB/m dB dB dB cm deg 1 4844.00 40.64 74.00 -33.36 62.95 32.56 11.04 66.39 0.48 -- -- Peak 2 7266.00 45.86 74.00 -28.14 60.75 37.20 13.26 65.75 0.40 -- -- Peak	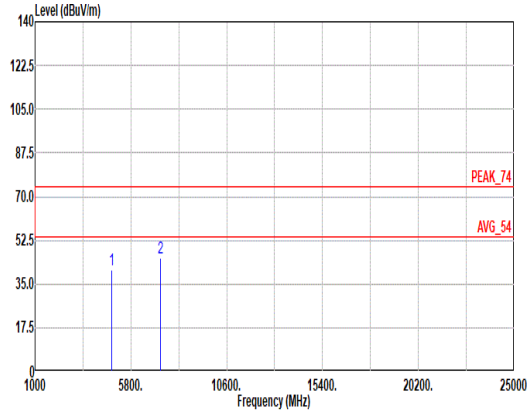 Site : 03CH16-HY Condition: PEAK_74 3m 9120D-1522_250327 VERTICAL Freq Level Limit Line Margin Read Level Ant Factor Cable Loss Preamp Factor Aux Factor APos TPos Remark MHz dBuV/m dBuV/m dB dBuV dB/m dB dB dB cm deg 1 4844.00 40.76 74.00 -33.24 62.82 32.74 11.05 66.35 0.50 -- -- Peak 2 7266.00 45.37 74.00 -28.63 60.24 37.20 13.27 65.75 0.41 -- -- Peak

Mode	22	
	Band Edge - L	
	2400-2483.5_802.11ax HE40_CH06_Full RU_2437MHz	
ANT	1	
Pol.	Horizontal	Fundamental
Peak	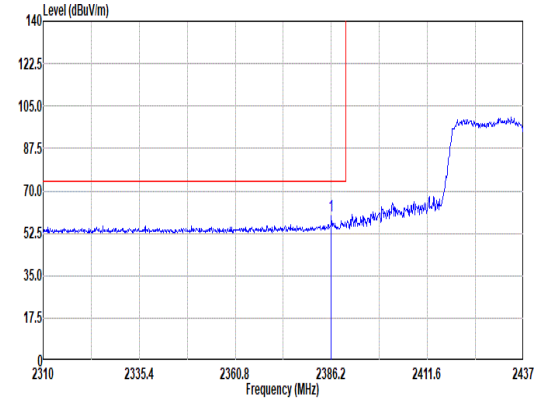 Site : 03CH16-HY Condition: PEAK_BE_74 3m 9120D-1522_250327 HORIZONTAL : RBW:1000.000kHz VBW:3000.000kHz SWT:Auto Freq Level Limit Line Margin Read Level Ant Factor Cable Loss Preamp Factor Aux Factor APos TPos Remark MHz dBuV/m dBuV/m dB dBuV dB/m dB dB dB cm deg 1 2386.20 59.62 74.00 -14.38 44.90 27.42 7.71 30.33 9.92 106 56 Peak	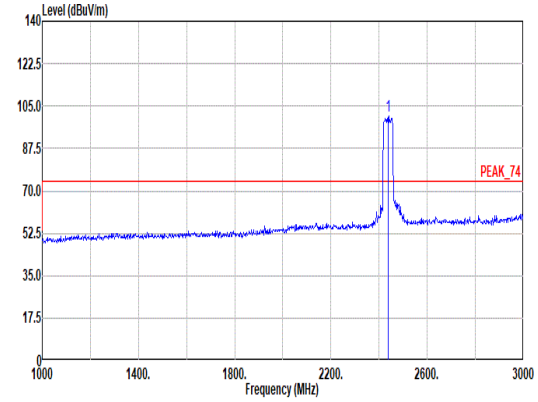 Site : 03CH16-HY Condition: PEAK_74 3m 9120D-1522_250327 HORIZONTAL : RBW:1000.000kHz VBW:3000.000kHz SWT:Auto Freq Level Limit Line Margin Read Level Ant Factor Cable Loss Preamp Factor Aux Factor APos TPos Remark MHz dBuV/m dBuV/m dB dBuV dB/m dB dB dB cm deg 1 2437.00 100.65 ------ ------ 85.52 27.72 7.80 30.31 9.92 106 56 Peak
Avg	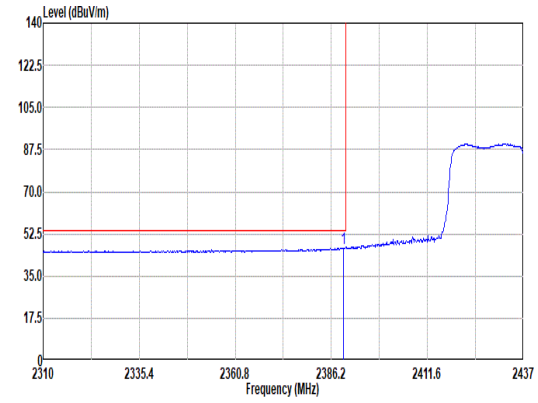 Site : 03CH16-HY Condition: AVG_BE_54 3m 9120D-1522_250327 HORIZONTAL : RBW:1000.000kHz VBW:2.000kHz SWT:Auto Freq Level Limit Line Margin Read Level Ant Factor Cable Loss Preamp Factor Aux Factor APos TPos Remark MHz dBuV/m dBuV/m dB dBuV dB/m dB dB dB cm deg 1 2389.38 46.67 54.00 -7.33 31.88 27.49 7.71 30.33 9.92 106 56 Average	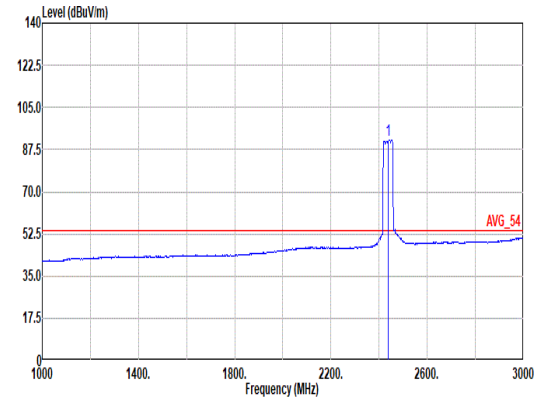 Site : 03CH16-HY Condition: AVG_54 3m 9120D-1522_250327 HORIZONTAL : RBW:1000.000kHz VBW:2.000kHz SWT:Auto Freq Level Limit Line Margin Read Level Ant Factor Cable Loss Preamp Factor Aux Factor APos TPos Remark MHz dBuV/m dBuV/m dB dBuV dB/m dB dB dB cm deg 1 2437.00 91.57 ------ ------ 76.44 27.72 7.80 30.31 9.92 106 56 Average

Mode	22	
	Band Edge - R	
	2400-2483.5_802.11ax HE40_CH06_Full RU_2437MHz	
ANT	1	
Pol.	Horizontal	Fundamental
Peak	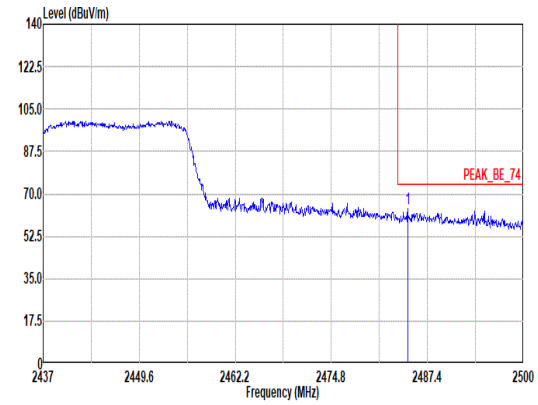 Site : 03CH16-HY Condition: PEAK_BE_74 3m 9120D-1522_250327 HORIZONTAL : RBW:1000.000kHz VBW:3000.000kHz SWT:Auto Limit Read Ant Cable Preamp Aux APos TPos Freq Level Line Margin Level Factor Loss Factor Factor Remark MHz dBuV/m dBuV/m dB dBuV dB/m dB dB dB cm deg 1 2484.82 63.67 74.00 -10.33 48.24 27.95 7.86 30.30 9.92 106 56 Peak	Blank
Avg	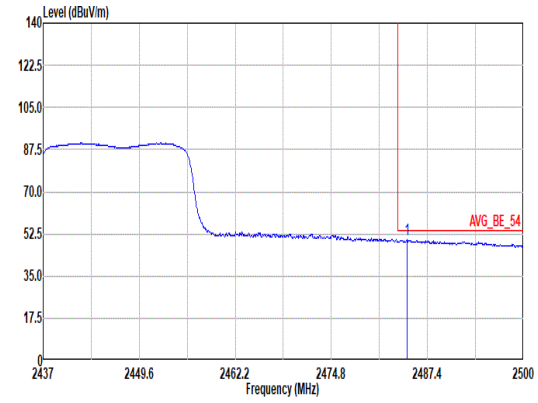 Site : 03CH16-HY Condition: AVG_BE_54 3m 9120D-1522_250327 HORIZONTAL : RBW:1000.000kHz VBW:2.000kHz SWT:Auto Limit Read Ant Cable Preamp Aux APos TPos Freq Level Line Margin Level Factor Loss Factor Factor Remark MHz dBuV/m dBuV/m dB dBuV dB/m dB dB dB cm deg 1 2484.69 49.94 54.00 -4.06 34.51 27.95 7.86 30.30 9.92 106 56 Average	Blank

Mode	22	
	Band Edge - L	
	2400-2483.5_802.11ax HE40_CH06_Full RU_2437MHz	
ANT	1	
Pol.	Vertical	Fundamental
Peak	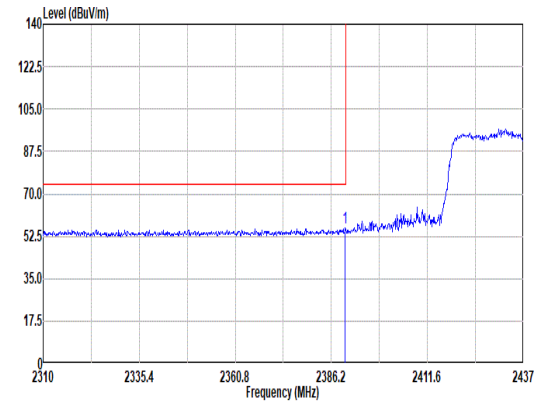 Site : 03CH16-HY Condition: PEAK_BE_74 3m 9120D-1522_250327 VERTICAL : RBW:1000.000kHz VBW:3000.000kHz SWT:Auto Limit Read Ant Cable Preamp Aux APos TPos Freq Level Line Margin Level Factor Loss Factor Factor Remark MHz dBuV/m dBuV/m dB dBuV dB/m dB dB dB cm deg 1 2389.88 55.80 74.00 -18.20 41.00 27.50 7.71 30.33 9.92 100 50 Peak	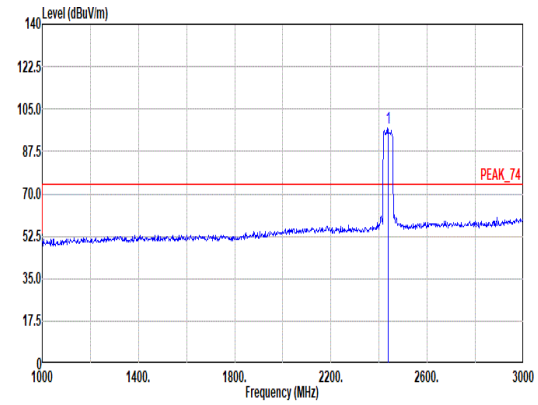 Site : 03CH16-HY Condition: PEAK_74 3m 9120D-1522_250327 VERTICAL : RBW:1000.000kHz VBW:3000.000kHz SWT:Auto Limit Read Ant Cable Preamp Aux APos TPos Freq Level Line Margin Level Factor Loss Factor Factor Remark MHz dBuV/m dBuV/m dB dBuV dB/m dB dB dB cm deg 1 2437.00 97.29 ------ ------ 82.21 27.70 7.78 30.32 9.92 100 50 Peak
Avg	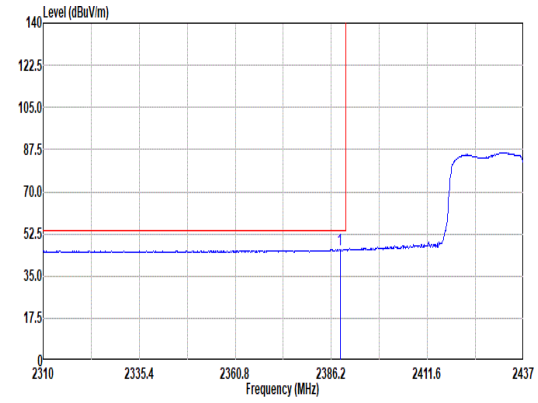 Site : 03CH16-HY Condition: AVG_BE_54 3m 9120D-1522_250327 VERTICAL : RBW:1000.000kHz VBW:2.000kHz SWT:Auto Limit Read Ant Cable Preamp Aux APos TPos Freq Level Line Margin Level Factor Loss Factor Factor Remark MHz dBuV/m dBuV/m dB dBuV dB/m dB dB dB cm deg 1 2388.49 46.10 54.00 -7.90 31.33 27.47 7.71 30.33 9.92 100 50 Average	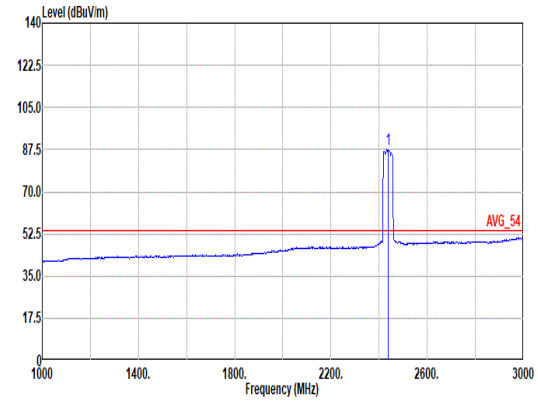 Site : 03CH16-HY Condition: AVG_54 3m 9120D-1522_250327 VERTICAL : RBW:1000.000kHz VBW:2.000kHz SWT:Auto Limit Read Ant Cable Preamp Aux APos TPos Freq Level Line Margin Level Factor Loss Factor Factor Remark MHz dBuV/m dBuV/m dB dBuV dB/m dB dB dB cm deg 1 2437.00 87.59 ------ ------ 72.51 27.70 7.78 30.32 9.92 100 50 Average

Mode	22	
	Band Edge - R	
	2400-2483.5_802.11ax HE40_CH06_Full RU_2437MHz	
ANT	1	
Pol.	Vertical	Fundamental
Peak	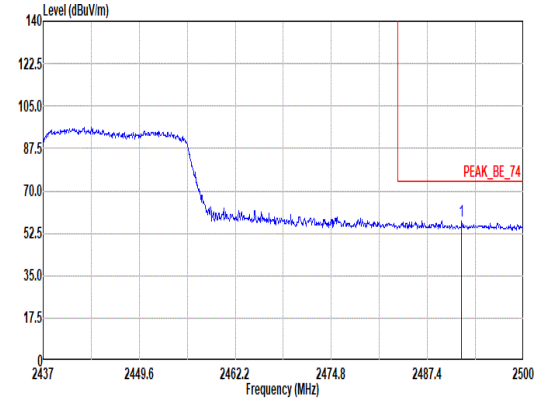 Site : 03CH16-HY Condition: PEAK_BE_74 3m 9120D-1522_250327 VERTICAL : RBW:1000.000kHz VBW:3000.000kHz SWT:Auto Limit Read Ant Cable Preamp Aux APos TPos Freq Level Line Margin Level Factor Loss Factor Factor Remark MHz dBuV/m dBuV/m dB dBuV dB/m dB dB dB cm deg 1 2491.87 57.78 74.00 -16.22 42.28 28.00 7.87 30.29 9.92 100 50 Peak	Blank
Avg	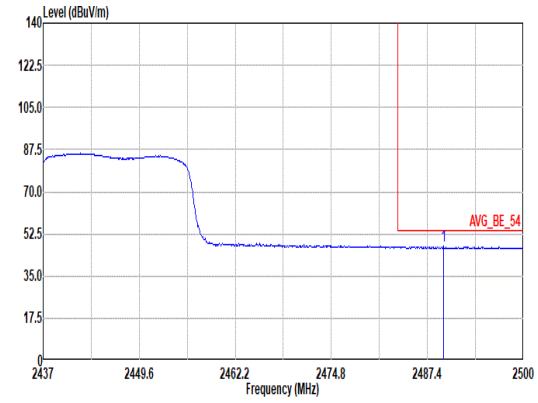 Site : 03CH16-HY Condition: AVG_BE_54 3m 9120D-1522_250327 VERTICAL : RBW:1000.000kHz VBW:2.000kHz SWT:Auto Limit Read Ant Cable Preamp Aux APos TPos Freq Level Line Margin Level Factor Loss Factor Factor Remark MHz dBuV/m dBuV/m dB dBuV dB/m dB dB dB cm deg 1 2489.48 47.30 54.00 -6.70 31.81 27.99 7.87 30.29 9.92 100 50 Average	Blank

Mode	22	
	Harmonic	
	2400-2483.5_802.11ax HE40_CH06_Full RU_2437MHz	
ANT	1	
Pol.	Horizontal	Vertical
Peak Avg	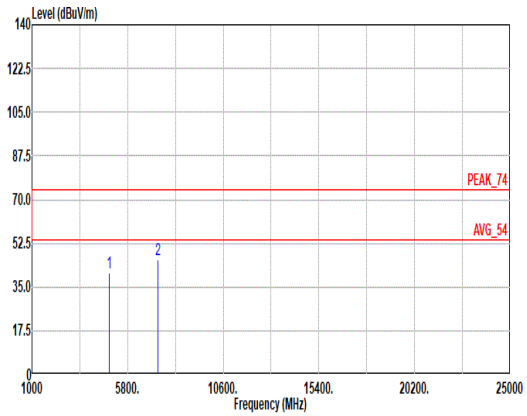 Site : 03CH16-HY Condition: PEAK_74 3m 9120D-1522_250327 HORIZONTAL Freq Level Limit Line Margin Read Level Ant Factor Cable Loss Preamp Factor Aux Factor APos TPos Remark MHz dBuV/m dBuV/m dB dBuV dB/m dB dB dB cm deg 1 4874.00 40.65 74.00 -33.35 62.71 32.74 11.05 66.35 0.50 -- -- Peak 2 7311.00 45.98 74.00 -28.02 60.87 37.20 13.26 65.75 0.40 -- -- Peak	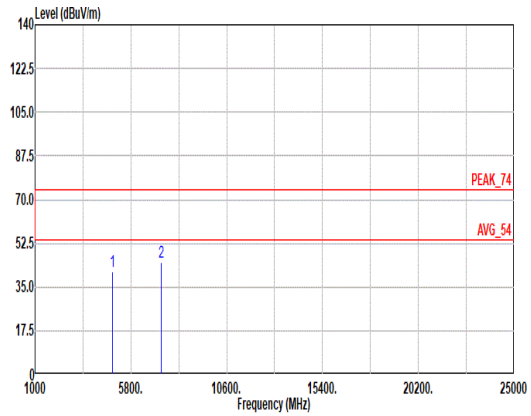 Site : 03CH16-HY Condition: PEAK_74 3m 9120D-1522_250327 VERTICAL Freq Level Limit Line Margin Read Level Ant Factor Cable Loss Preamp Factor Aux Factor APos TPos Remark MHz dBuV/m dBuV/m dB dBuV dB/m dB dB dB cm deg 1 4874.00 41.11 74.00 -32.89 62.83 33.02 11.05 66.31 0.52 -- -- Peak 2 7311.00 45.14 74.00 -28.86 60.01 37.20 13.27 65.75 0.41 -- -- Peak

Mode	23	
	Band Edge - L	
	2400-2483.5_802.11ax HE40_CH09_Full RU_2452MHz	
ANT	1	
Pol.	Horizontal	Fundamental
Peak	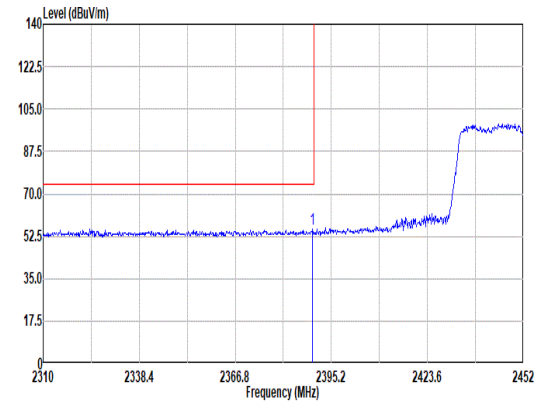 Site : 03CH16-HY Condition: PEAK_BE_74 3m 9120D-1522_250327 HORIZONTAL : RBW:1000.000kHz VBW:3000.000kHz SWT:Auto Freq Level Limit Line Margin Read Level Ant Factor Cable Loss Preamp Factor Aux Factor APos TPos Remark MHz dBuV/m dBuV/m dB dBuV dB/m dB dB dB cm deg 1 2389.66 55.36 74.00 -18.64 40.57 27.49 7.71 30.33 9.92 109 54 Peak	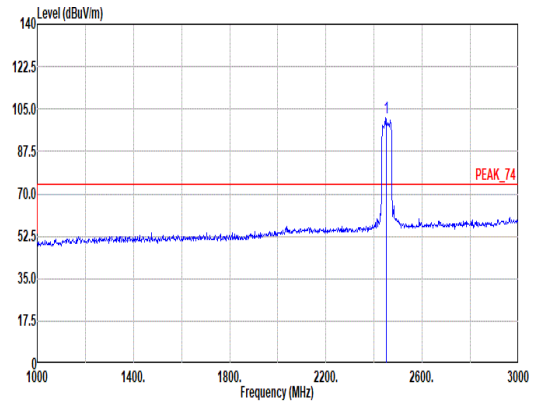 Site : 03CH16-HY Condition: PEAK_74 3m 9120D-1522_250327 HORIZONTAL : RBW:1000.000kHz VBW:3000.000kHz SWT:Auto Freq Level Limit Line Margin Read Level Ant Factor Cable Loss Preamp Factor Aux Factor APos TPos Remark MHz dBuV/m dBuV/m dB dBuV dB/m dB dB dB cm deg 1 2452.00 101.39 ------ ------ 86.22 27.76 7.80 30.31 9.92 109 54 Peak
Avg	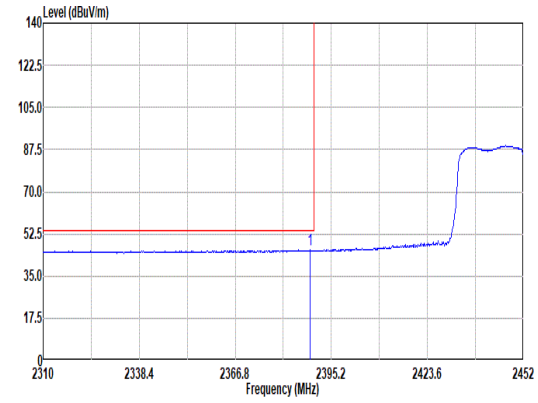 Site : 03CH16-HY Condition: AVG_BE_54 3m 9120D-1522_250327 HORIZONTAL : RBW:1000.000kHz VBW:2.000kHz SWT:Auto Freq Level Limit Line Margin Read Level Ant Factor Cable Loss Preamp Factor Aux Factor APos TPos Remark MHz dBuV/m dBuV/m dB dBuV dB/m dB dB dB cm deg 1 2388.81 45.85 54.00 -8.15 31.07 27.48 7.71 30.33 9.92 109 54 Average	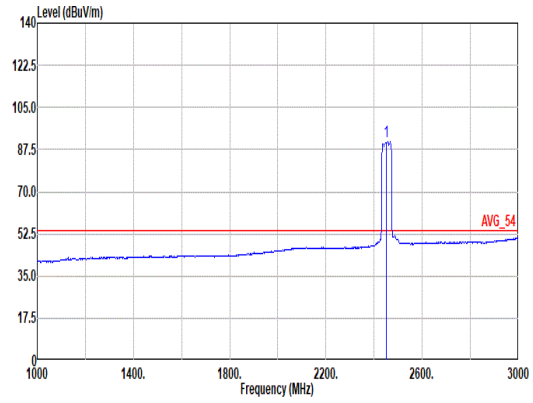 Site : 03CH16-HY Condition: AVG_54 3m 9120D-1522_250327 HORIZONTAL : RBW:1000.000kHz VBW:2.000kHz SWT:Auto Freq Level Limit Line Margin Read Level Ant Factor Cable Loss Preamp Factor Aux Factor APos TPos Remark MHz dBuV/m dBuV/m dB dBuV dB/m dB dB dB cm deg 1 2452.00 90.95 ------ ------ 75.72 27.80 7.82 30.31 9.92 109 54 Average

Mode	23	
	Band Edge - R	
	2400-2483.5_802.11ax HE40_CH09_Full RU_2452MHz	
ANT	1	
Pol.	Horizontal	Fundamental
Peak	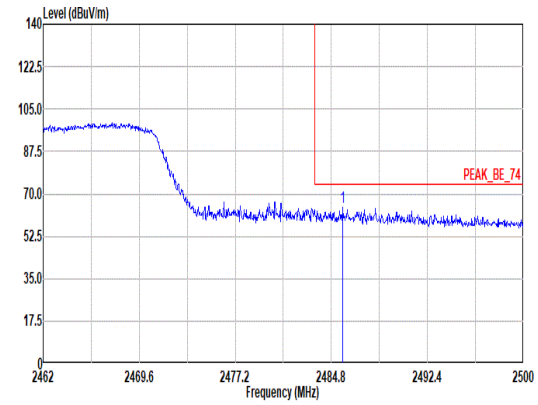 Site : 03CH16-HY Condition: PEAK_BE_74 3m 9120D-1522_250327 HORIZONTAL : RBW:1000.000kHz VBW:3000.000kHz SWT:Auto Limit Read Ant Cable Preamp Aux APos TPos Freq Level Line Margin Level Factor Loss Factor Factor Remark MHz dBuV/m dBuV/m dB dBuV dB/m dB dB dB cm deg 1 2485.71 64.42 74.00 -9.58 48.98 27.96 7.86 30.30 9.92 109 54 Peak	Blank
Avg	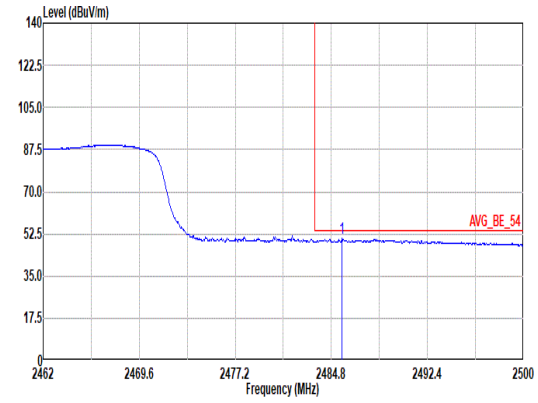 Site : 03CH16-HY Condition: AVG_BE_54 3m 9120D-1522_250327 HORIZONTAL : RBW:1000.000kHz VBW:2.000kHz SWT:Auto Limit Read Ant Cable Preamp Aux APos TPos Freq Level Line Margin Level Factor Loss Factor Factor Remark MHz dBuV/m dBuV/m dB dBuV dB/m dB dB dB cm deg 1 2485.64 50.52 54.00 -3.48 35.08 27.96 7.86 30.30 9.92 109 54 Average	Blank

Mode	23	
	Band Edge - L	
	2400-2483.5_802.11ax HE40_CH09_Full RU_2452MHz	
ANT	1	
Pol.	Vertical	Fundamental
Peak	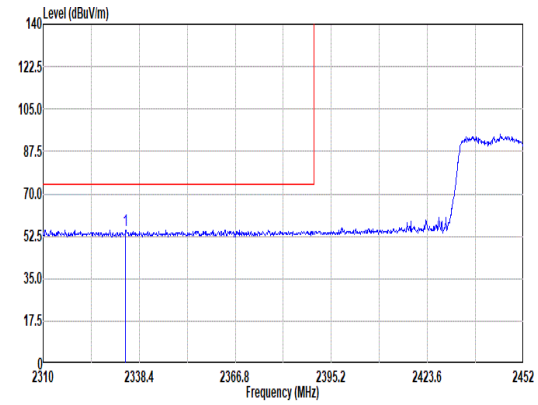 Site : 03CH16-HY Condition: PEAK_BE_74 3m 9120D-1522_250327 VERTICAL : RBW:1000.000kHz VBW:3000.000kHz SWT:Auto Limit Read Ant Cable Preamp Aux APos TPos Freq Level Line Margin Level Factor Loss Factor Factor Remark MHz dBuV/m dBuV/m dB dBuV dB/m dB dB dB cm deg 1 2334.42 55.19 74.00 -18.81 40.76 27.24 7.62 30.35 9.92 100 22 Peak	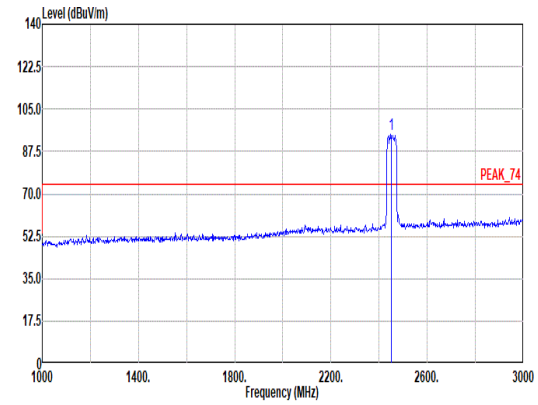 Site : 03CH16-HY Condition: PEAK_74 3m 9120D-1522_250327 VERTICAL : RBW:1000.000kHz VBW:3000.000kHz SWT:Auto Limit Read Ant Cable Preamp Aux APos TPos Freq Level Line Margin Level Factor Loss Factor Factor Remark MHz dBuV/m dBuV/m dB dBuV dB/m dB dB dB cm deg 1 2452.00 94.53 ------ ------ 79.34 27.78 7.80 30.31 9.92 100 22 Peak
Avg	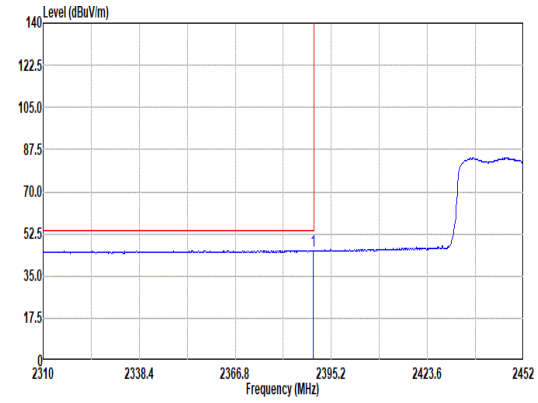 Site : 03CH16-HY Condition: AVG_BE_54 3m 9120D-1522_250327 VERTICAL : RBW:1000.000kHz VBW:2.000kHz SWT:Auto Limit Read Ant Cable Preamp Aux APos TPos Freq Level Line Margin Level Factor Loss Factor Factor Remark MHz dBuV/m dBuV/m dB dBuV dB/m dB dB dB cm deg 1 2389.95 45.63 54.00 -8.37 30.83 27.50 7.71 30.33 9.92 100 22 Average	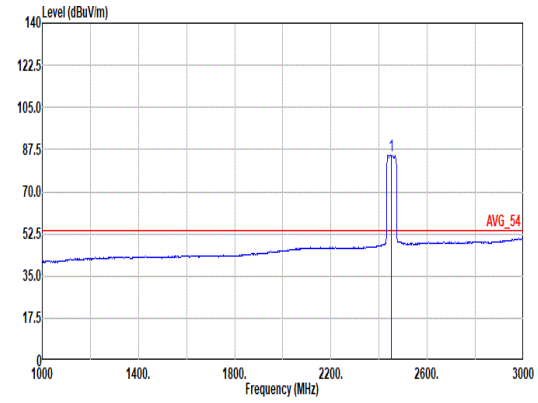 Site : 03CH16-HY Condition: AVG_54 3m 9120D-1522_250327 VERTICAL : RBW:1000.000kHz VBW:2.000kHz SWT:Auto Limit Read Ant Cable Preamp Aux APos TPos Freq Level Line Margin Level Factor Loss Factor Factor Remark MHz dBuV/m dBuV/m dB dBuV dB/m dB dB dB cm deg 1 2452.00 85.29 ------ ------ 70.12 27.76 7.80 30.31 9.92 100 22 Average

Mode	23	
	Band Edge - R	
	2400-2483.5_802.11ax HE40_CH09_Full RU_2452MHz	
ANT	1	
Pol.	Vertical	Fundamental
Peak	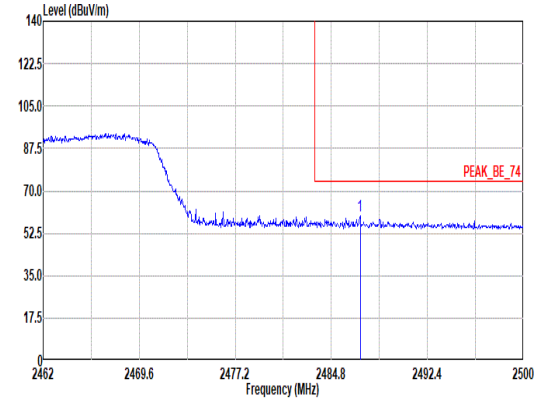 Site : 03CH16-HY Condition: PEAK_BE_74 3m 9120D-1522_250327 VERTICAL : RBW:1000.000kHz VBW:3000.000kHz SWT:Auto Limit Read Ant Cable Preamp Aux APos TPos Freq Level Line Margin Level Factor Loss Factor Factor Remark MHz dBuV/m dBuV/m dB dBuV dB/m dB dB dB cm deg 1 2487.08 59.67 74.00 -14.33 44.21 27.97 7.86 30.29 9.92 100 22 Peak	Blank
Avg	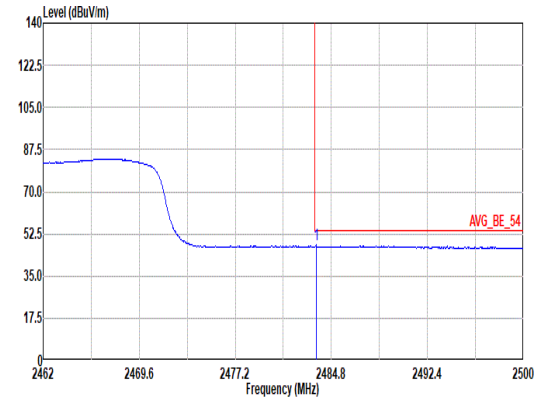 Site : 03CH16-HY Condition: AVG_BE_54 3m 9120D-1522_250327 VERTICAL : RBW:1000.000kHz VBW:2.000kHz SWT:Auto Limit Read Ant Cable Preamp Aux APos TPos Freq Level Line Margin Level Factor Loss Factor Factor Remark MHz dBuV/m dBuV/m dB dBuV dB/m dB dB dB cm deg 1 2483.58 47.85 54.00 -6.15 32.43 27.94 7.86 30.30 9.92 100 22 Average	Blank

Mode	23	
	Harmonic	
	2400-2483.5_802.11ax HE40_CH09_Full RU_2452MHz	
ANT	1	
Pol.	Horizontal	Vertical
Peak Avg	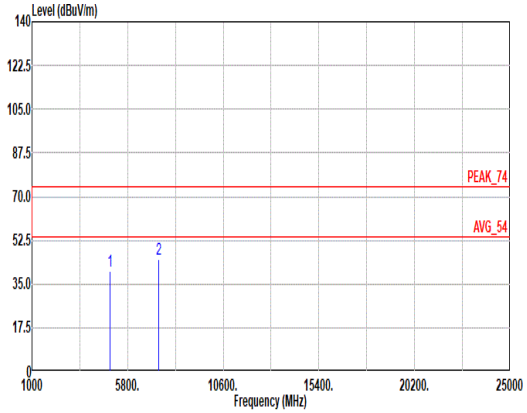 Site : 03CH16-HY Condition: PEAK_74 3m 9120D-1522_250327 HORIZONTAL Freq Level Limit Line Margin Read Level Ant Factor Cable Loss Preamp Factor Aux Factor APos TPos Remark MHz dBuV/m dBuV/m dB dBuV dB/m dB dB dB cm deg 1 4904.00 40.25 74.00 -33.75 61.86 33.11 11.05 66.29 0.52 -- -- Peak 2 7356.00 45.03 74.00 -28.97 59.91 37.17 13.28 65.75 0.42 -- -- Peak	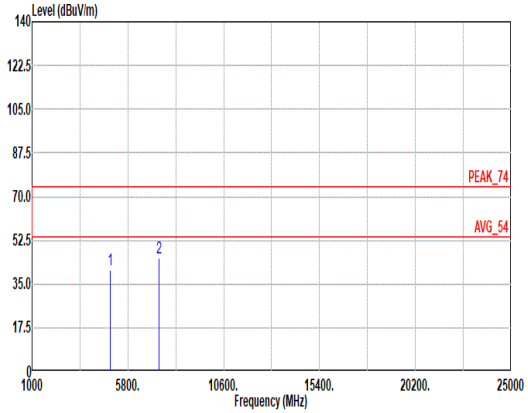 Site : 03CH16-HY Condition: PEAK_74 3m 9120D-1522_250327 VERTICAL Freq Level Limit Line Margin Read Level Ant Factor Cable Loss Preamp Factor Aux Factor APos TPos Remark MHz dBuV/m dBuV/m dB dBuV dB/m dB dB dB cm deg 1 4904.00 40.54 74.00 -33.46 62.45 32.86 11.05 66.33 0.51 -- -- Peak 2 7356.00 45.27 74.00 -28.73 60.15 37.17 13.28 65.75 0.42 -- -- Peak

Mode	24	
	Band Edge	
	2400-2483.5_802.11ax HE20_CH01_Partial 106/53_2412MHz	
ANT	1	
Pol.	Horizontal	Fundamental
Peak	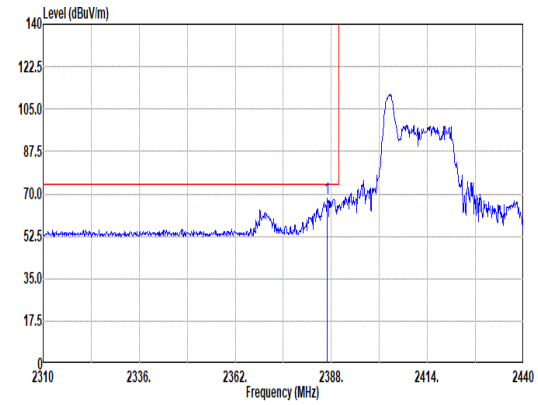 Site : 03CH16-HY Condition: PEAK_BE_74 3m 9120D-1522_250327 HORIZONTAL : RBW:1000.000kHz VBW:3000.000kHz SWT:Auto Freq Level Limit Line Margin Read Level Ant Factor Cable Loss Preamp Factor Aux Factor APos TPos Remark MHz dBuV/m dBuV/m dB dBuV dB/m dB dB dB cm deg 1 2386.96 68.11 74.00 -5.89 53.37 27.44 7.71 30.33 9.92 100 60 Peak	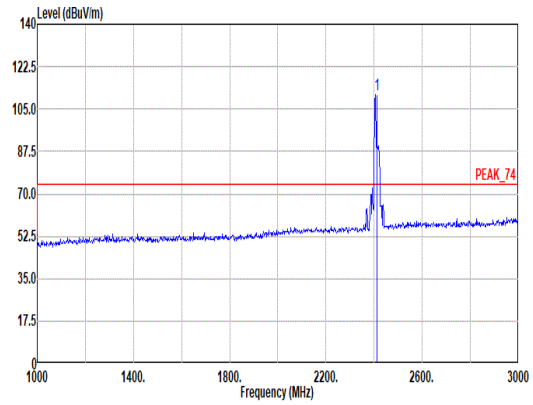 Site : 03CH16-HY Condition: PEAK_74 3m 9120D-1522_250327 HORIZONTAL : RBW:1000.000kHz VBW:3000.000kHz SWT:Auto Freq Level Limit Line Margin Read Level Ant Factor Cable Loss Preamp Factor Aux Factor APos TPos Remark MHz dBuV/m dBuV/m dB dBuV dB/m dB dB dB cm deg 1 2412.00 110.95 ------ ------ 96.02 27.60 7.74 30.33 9.92 100 60 Peak
Avg	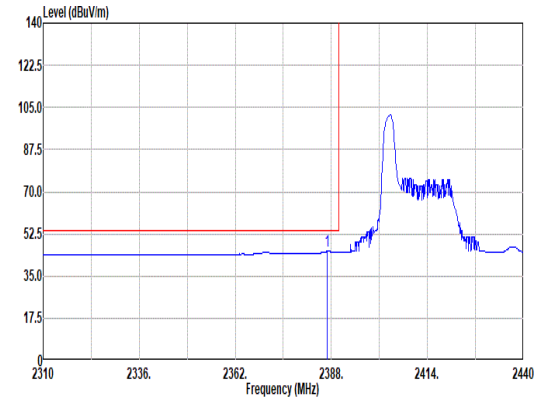 Site : 03CH16-HY Condition: AVG_BE_54 3m 9120D-1522_250327 HORIZONTAL : RBW:1000.000kHz VBW:0.010kHz SWT:Auto Freq Level Limit Line Margin Read Level Ant Factor Cable Loss Preamp Factor Aux Factor APos TPos Remark MHz dBuV/m dBuV/m dB dBuV dB/m dB dB dB cm deg 1 2386.83 45.25 54.00 -8.75 30.51 27.44 7.71 30.33 9.92 100 60 Average	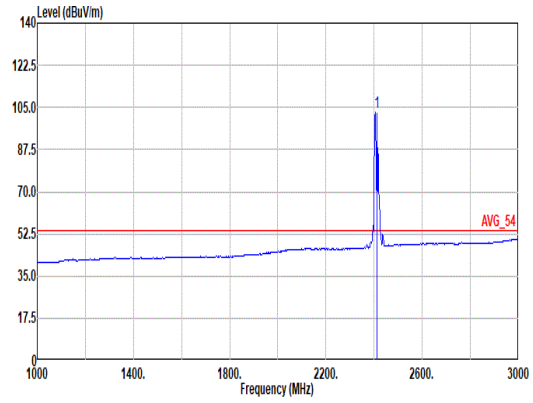 Site : 03CH16-HY Condition: AVG_54 3m 9120D-1522_250327 HORIZONTAL : RBW:1000.000kHz VBW:0.010kHz SWT:Auto Freq Level Limit Line Margin Read Level Ant Factor Cable Loss Preamp Factor Aux Factor APos TPos Remark MHz dBuV/m dBuV/m dB dBuV dB/m dB dB dB cm deg 1 2412.00 103.27 ------ ------ 88.34 27.60 7.74 30.33 9.92 100 60 Average

Mode	24	
	Band Edge	
	2400-2483.5_802.11ax HE20_CH01_Partial 106/53_2412MHz	
ANT	1	
Pol.	Vertical	Fundamental
Peak	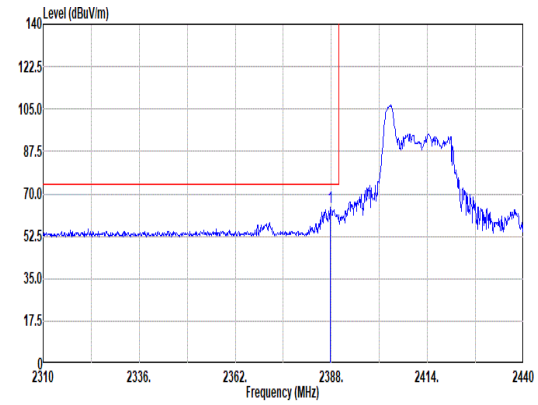 Site : 03CH16-HY Condition: PEAK_BE_74 3m 9120D-1522_250327 VERTICAL : RBW:1000.000kHz VBW:3000.000kHz SWT:Auto Limit Read Ant Cable Preamp Aux APos TPos Freq Level Line Margin Level Factor Loss Factor Factor Remark MHz dBuV/m dBuV/m dB dBuV dB/m dB dB dB cm deg 1 2387.61 64.43 74.00 -9.57 49.68 27.45 7.71 30.33 9.92 105 20 Peak	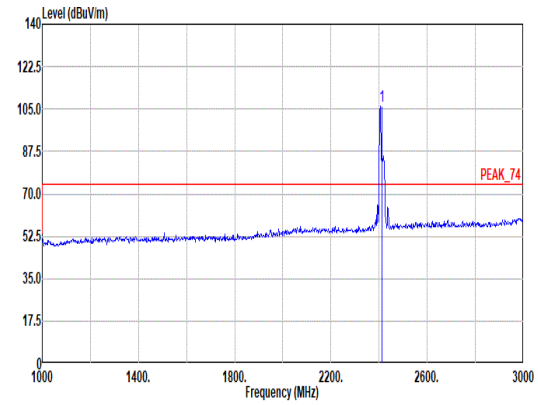 Site : 03CH16-HY Condition: PEAK_74 3m 9120D-1522_250327 VERTICAL : RBW:1000.000kHz VBW:3000.000kHz SWT:Auto Limit Read Ant Cable Preamp Aux APos TPos Freq Level Line Margin Level Factor Loss Factor Factor Remark MHz dBuV/m dBuV/m dB dBuV dB/m dB dB dB cm deg 1 2412.00 106.29 ------ ------ 91.36 27.60 7.74 30.33 9.92 105 20 Peak
Avg	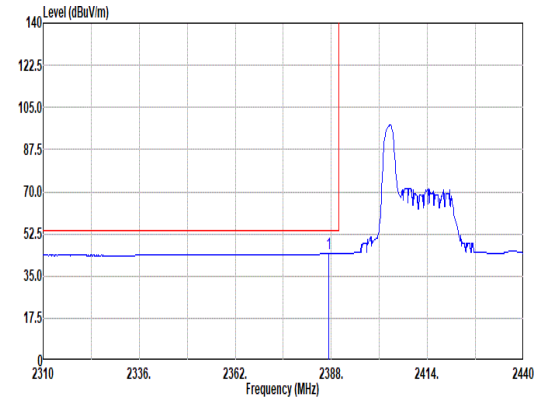 Site : 03CH16-HY Condition: AVG_BE_54 3m 9120D-1522_250327 VERTICAL : RBW:1000.000kHz VBW:0.010kHz SWT:Auto Limit Read Ant Cable Preamp Aux APos TPos Freq Level Line Margin Level Factor Loss Factor Factor Remark MHz dBuV/m dBuV/m dB dBuV dB/m dB dB dB cm deg 1 2387.22 44.46 54.00 -9.54 29.72 27.44 7.71 30.33 9.92 105 20 Average	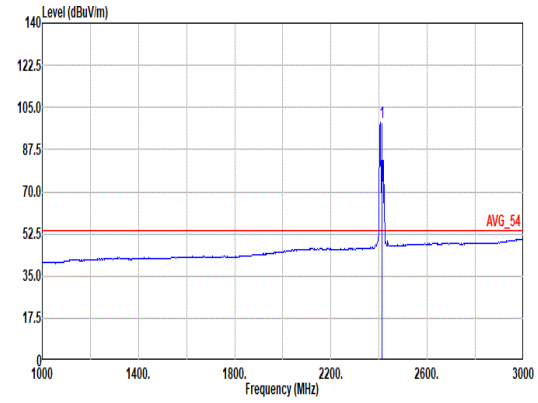 Site : 03CH16-HY Condition: AVG_54 3m 9120D-1522_250327 VERTICAL : RBW:1000.000kHz VBW:0.010kHz SWT:Auto Limit Read Ant Cable Preamp Aux APos TPos Freq Level Line Margin Level Factor Loss Factor Factor Remark MHz dBuV/m dBuV/m dB dBuV dB/m dB dB dB cm deg 1 2412.00 99.02 ------ ------ 84.09 27.60 7.74 30.33 9.92 105 20 Average

Mode	25	
	Band Edge	
	2400-2483.5_802.11ac VHT20_CH11_Full RU_2462MHz	
ANT	1	
Pol.	Horizontal	Fundamental
Peak	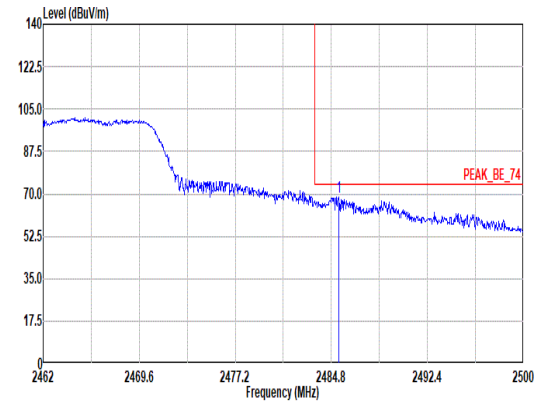 Site : 03CH16-HY Condition: PEAK_BE_74 3m 9120D-1522_250327 HORIZONTAL : RBW:1000.000kHz VBW:3000.000kHz SWT:Auto Freq Level Limit Line Margin Read Level Ant Factor Cable Loss Preamp Factor Aux Factor APos TPos Remark MHz dBuV/m dBuV/m dB dBuV dB/m dB dB dB cm deg 1 2485.37 68.61 74.00 -5.39 53.18 27.95 7.86 30.30 9.92 100 56 Peak	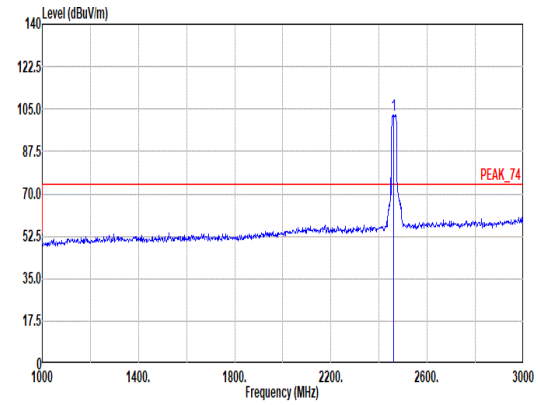 Site : 03CH16-HY Condition: PEAK_74 3m 9120D-1522_250327 HORIZONTAL : RBW:1000.000kHz VBW:3000.000kHz SWT:Auto Freq Level Limit Line Margin Read Level Ant Factor Cable Loss Preamp Factor Aux Factor APos TPos Remark MHz dBuV/m dBuV/m dB dBuV dB/m dB dB dB cm deg 1 2462.00 102.65 ------ ------ 87.42 27.80 7.82 30.31 9.92 100 56 Peak
Avg	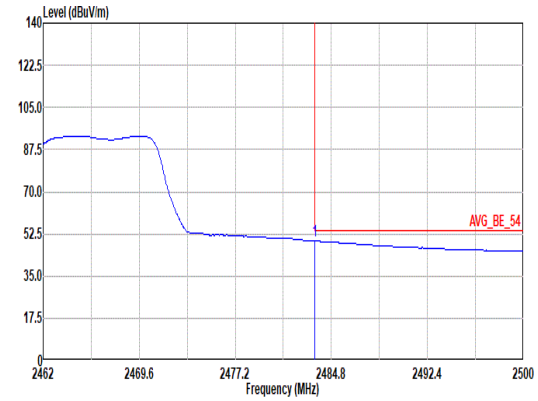 Site : 03CH16-HY Condition: AVG_BE_54 3m 9120D-1522_250327 HORIZONTAL : RBW:1000.000kHz VBW:0.010kHz SWT:Auto Freq Level Limit Line Margin Read Level Ant Factor Cable Loss Preamp Factor Aux Factor APos TPos Remark MHz dBuV/m dBuV/m dB dBuV dB/m dB dB dB cm deg 1 2483.51 49.56 54.00 -4.44 34.14 27.94 7.86 30.30 9.92 100 56 Average	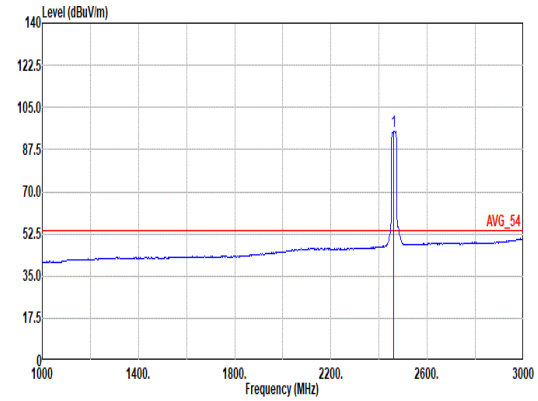 Site : 03CH16-HY Condition: AVG_54 3m 9120D-1522_250327 HORIZONTAL : RBW:1000.000kHz VBW:0.010kHz SWT:Auto Freq Level Limit Line Margin Read Level Ant Factor Cable Loss Preamp Factor Aux Factor APos TPos Remark MHz dBuV/m dBuV/m dB dBuV dB/m dB dB dB cm deg 1 2462.00 95.01 ------ ------ 79.76 27.80 7.83 30.30 9.92 100 56 Average

Mode	25	
	Band Edge	
	2400-2483.5_802.11ac VHT20_CH11_Full RU_2462MHz	
ANT	1	
Pol.	Vertical	Fundamental
Peak	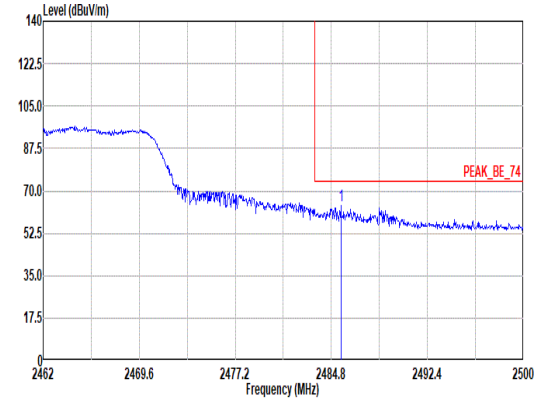 Site : 03CH16-HY Condition: PEAK_BE_74 3m 9120D-1522_250327 VERTICAL : RBW:1000.000kHz VBW:3000.000kHz SWT:Auto Freq Level Limit Line Margin Read Level Ant Factor Cable Loss Preamp Factor Aux Factor APos TPos Remark MHz dBuV/m dBuV/m dB dBuV dB/m dB dB dB cm deg 1 2485.56 63.84 74.00 -10.16 48.40 27.96 7.86 30.30 9.92 100 18 Peak	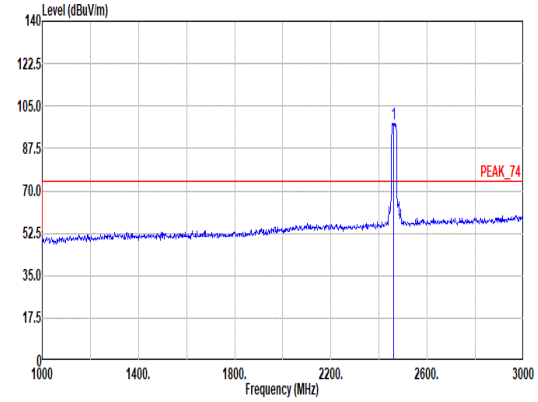 Site : 03CH16-HY Condition: PEAK_74 3m 9120D-1522_250327 VERTICAL : RBW:1000.000kHz VBW:3000.000kHz SWT:Auto Freq Level Limit Line Margin Read Level Ant Factor Cable Loss Preamp Factor Aux Factor APos TPos Remark MHz dBuV/m dBuV/m dB dBuV dB/m dB dB dB cm deg 1 2462.00 97.78 ------ ------ 82.55 27.80 7.82 30.31 9.92 100 18 Peak
Avg	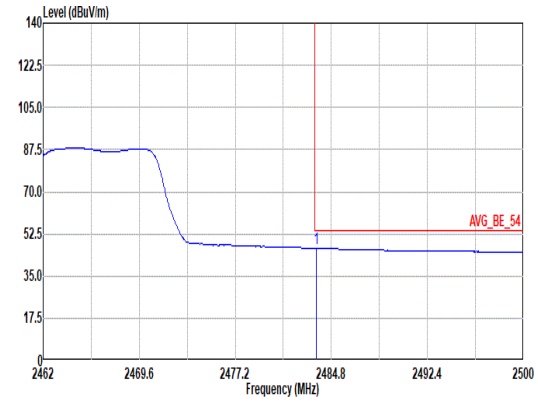 Site : 03CH16-HY Condition: AVG_BE_54 3m 9120D-1522_250327 VERTICAL : RBW:1000.000kHz VBW:0.010kHz SWT:Auto Freq Level Limit Line Margin Read Level Ant Factor Cable Loss Preamp Factor Aux Factor APos TPos Remark MHz dBuV/m dBuV/m dB dBuV dB/m dB dB dB cm deg 1 2483.58 46.56 54.00 -7.44 31.14 27.94 7.86 30.30 9.92 100 18 Average	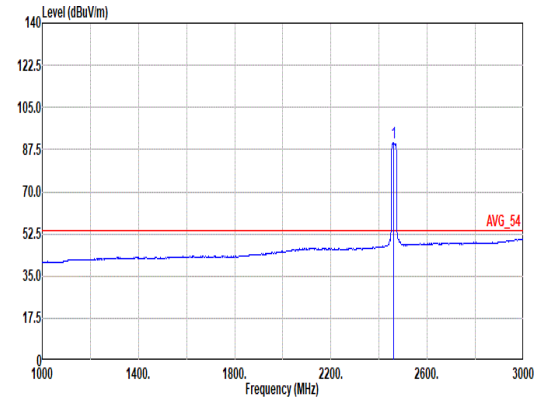 Site : 03CH16-HY Condition: AVG_54 3m 9120D-1522_250327 VERTICAL : RBW:1000.000kHz VBW:0.010kHz SWT:Auto Freq Level Limit Line Margin Read Level Ant Factor Cable Loss Preamp Factor Aux Factor APos TPos Remark MHz dBuV/m dBuV/m dB dBuV dB/m dB dB dB cm deg 1 2462.00 90.17 ------ ------ 74.94 27.80 7.82 30.31 9.92 100 18 Average

Mode	25	
	Harmonic	
	2400-2483.5_802.11ac VHT20_CH11_Full RU_2462MHz	
ANT	1	
Pol.	Horizontal	Vertical
Peak Avg	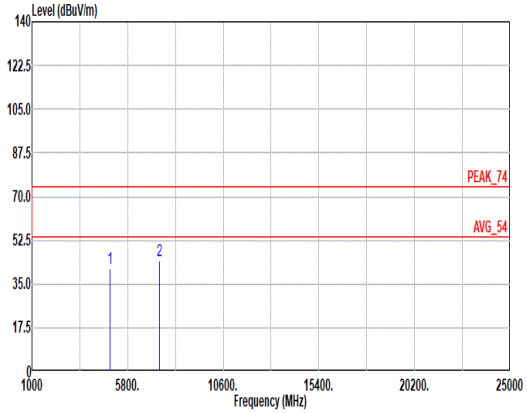 Site : 03CH16-HY Condition: PEAK_74 3m 9120D-1522_250327 HORIZONTAL Freq Level Limit Line Margin Read Level Ant Factor Cable Loss Preamp Factor Aux Factor APos TPos Remark MHz dBuV/m dBuV/m dB dBuV dB/m dB dB dB cm deg 1 4924.00 41.02 74.00 -32.98 62.63 33.11 11.05 66.29 0.52 -- -- Peak 2 7386.00 44.56 74.00 -29.44 59.88 36.58 13.36 65.76 0.50 -- -- Peak	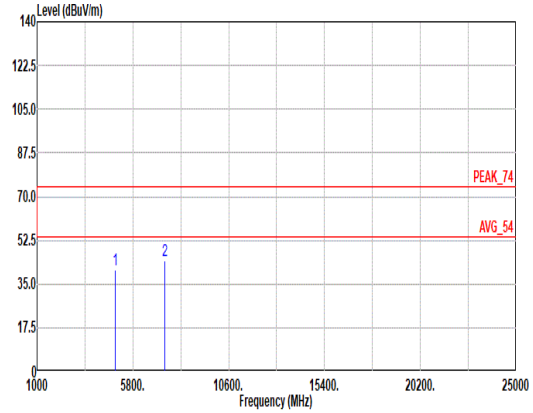 Site : 03CH16-HY Condition: PEAK_74 3m 9120D-1522_250327 VERTICAL Freq Level Limit Line Margin Read Level Ant Factor Cable Loss Preamp Factor Aux Factor APos TPos Remark MHz dBuV/m dBuV/m dB dBuV dB/m dB dB dB cm deg 1 4924.00 40.70 74.00 -33.30 62.31 33.11 11.05 66.29 0.52 -- -- Peak 2 7386.00 44.62 74.00 -29.38 59.77 36.81 13.33 65.76 0.47 -- -- Peak

Mode	26	
	LF	
	2400-2483.5_802.11g_CH11_2462MHz	
ANT	1	
Pol.	Horizontal	Vertical
QP/ Peak	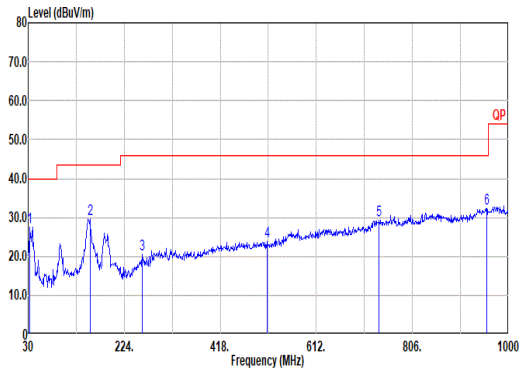	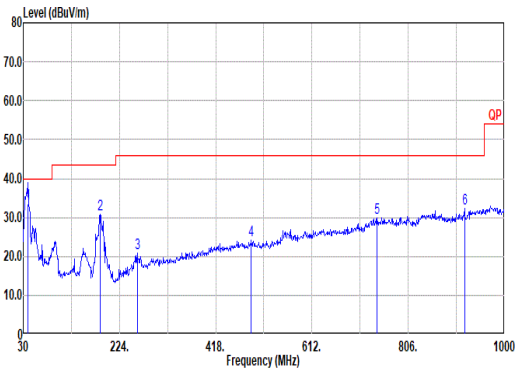

Site : 03CH16-HY
Condition: QP 3m CBL6111D&00802N1D01N-06 _47020 & 06_241005 HORIZONTAL

	Freq	Level	Limit Line	Margin	Read Level	Ant Factor	Cable Loss	Preamp Factor	Aux Factor	APos	TPos	Remark
	MHz	dBuV/m	dBuV/m	dB	dBuV	dB/m	dB	dB	dB	cm	deg	
1	33.88	27.41	40.00	-12.59	36.11	22.91	0.92	32.58	0.05	--	--	Peak
2	155.13	29.66	43.50	-13.84	43.08	17.01	1.94	32.46	0.09	--	--	Peak
3	259.89	20.58	46.00	-25.42	30.18	20.20	2.50	32.37	0.07	--	--	Peak
4	512.09	23.95	46.00	-22.05	29.34	23.88	3.51	32.93	0.15	--	--	Peak
5	739.07	29.28	46.00	-16.72	28.75	28.26	4.23	32.10	0.14	--	--	Peak
6	956.35	32.31	46.00	-13.69	27.70	31.18	4.82	31.66	0.27	--	--	Peak

Site : 03CH16-HY
Condition: QP 3m CBL6111D&00802N1D01N-06 _47020 & 06_241005 VERTICAL

	Freq	Level	Limit Line	Margin	Read Level	Ant Factor	Cable Loss	Preamp Factor	Aux Factor	APos	TPos	Remark
	MHz	dBuV/m	dBuV/m	dB	dBuV	dB/m	dB	dB	dB	cm	deg	
1	38.73	33.60	40.00	-6.40	44.82	20.31	0.96	32.55	0.06	100	258	QP
2	185.20	30.91	43.50	-12.59	45.87	15.14	2.12	32.30	0.08	--	--	Peak
3	259.89	20.73	46.00	-25.27	30.33	20.20	2.50	32.37	0.07	--	--	Peak
4	489.78	24.27	46.00	-21.73	29.89	23.60	3.43	32.80	0.15	--	--	Peak
5	742.95	29.98	46.00	-16.02	29.34	28.35	4.24	32.09	0.14	--	--	Peak
6	919.49	32.25	46.00	-13.75	29.57	29.83	4.72	32.07	0.20	--	--	Peak

<Sample 2>

C2-1. Radiated Spurious Emission Test Modes

Mode	Band (MHz)	Antenna	Modulation	Channel	Frequency	Data Rate	RU	Remark
Mode 33	2400-2483.5	1	802.11g	11	2462	6Mbps	-	-
Mode 34	2400-2483.5	1	802.11g	11	2462	6Mbps	-	LF

C2-2. Summary of each worse mode

Mode	Modulation	Ch.	Freq. (MHz)	Level (dBuV/m)	Limit (dBuV/m)	Margin (dB)	Pol.	Peak Avg.	Result	RU	Remark
33	802.11g	11	2483.51	49.49	54.00	-4.51	H	Avg.	Pass	-	Band Edge
	802.11g	11	7386.00	44.92	74.00	-29.08	H	Peak	Pass	-	Harmonic
34	LF	11	86.26	33.44	40.00	-6.56	H	Peak	Pass	-	LF

Mode	33	
	Band Edge	
	2400-2483.5_802.11g_CH11_2462MHz	
ANT	1	
Pol.	Horizontal	Fundamental
Peak	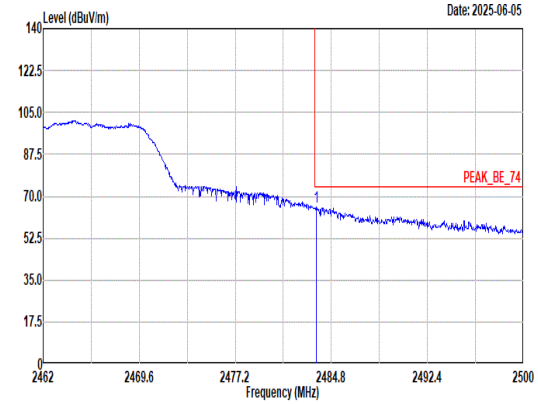 Site : 03CH16-HY Condition: PEAK_BE_74 3m 9120D-1522_250327 HORIZONTAL : RBW:1000.000kHz VBW:3000.000kHz SWT:Auto Freq Level Limit Line Margin Read Level Ant Factor Cable Loss Preamp Factor Aux Factor APos TPos Remark MHz dBuV/m dBuV/m dB dBuV dB/m dB dB dB cm deg 1 2483.58 65.52 74.00 -8.48 50.10 27.94 7.86 30.30 9.92 100 60 Peak	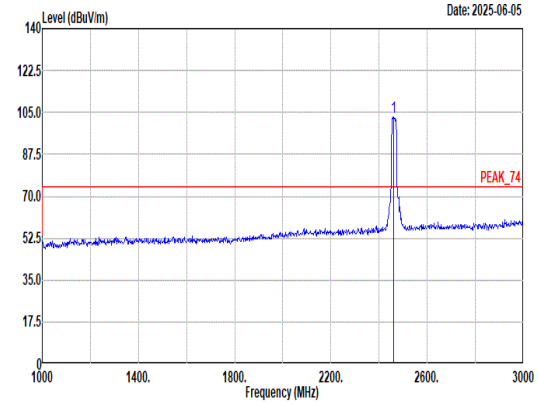 Site : 03CH16-HY Condition: PEAK_74 3m 9120D-1522_250327 HORIZONTAL : RBW:1000.000kHz VBW:3000.000kHz SWT:Auto Freq Level Limit Line Margin Read Level Ant Factor Cable Loss Preamp Factor Aux Factor APos TPos Remark MHz dBuV/m dBuV/m dB dBuV dB/m dB dB dB cm deg 1 2462.00 103.01 ------ ------ 87.78 27.80 7.82 30.31 9.92 100 60 Peak
Avg	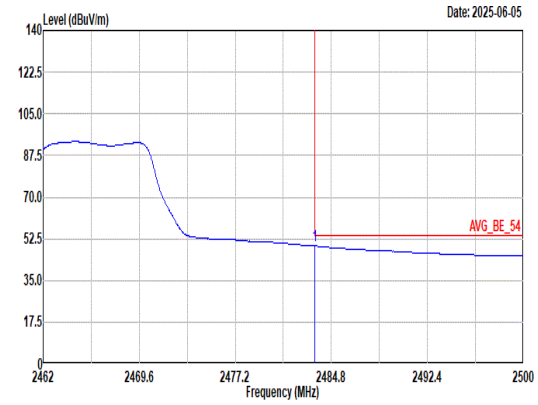 Site : 03CH16-HY Condition: AVG_BE_54 3m 9120D-1522_250327 HORIZONTAL : RBW:1000.000kHz VBW:0.010kHz SWT:Auto Freq Level Limit Line Margin Read Level Ant Factor Cable Loss Preamp Factor Aux Factor APos TPos Remark MHz dBuV/m dBuV/m dB dBuV dB/m dB dB dB cm deg 1 2483.51 49.49 54.00 -4.51 34.07 27.94 7.86 30.30 9.92 100 60 Average	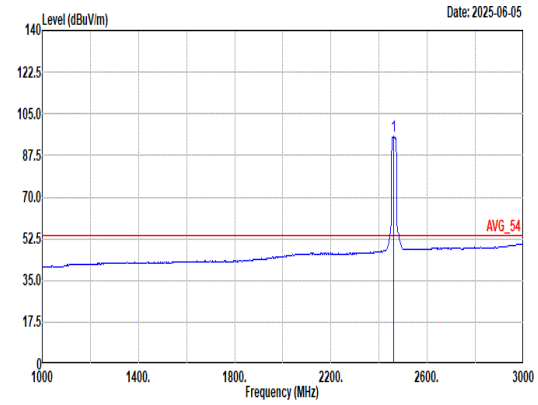 Site : 03CH16-HY Condition: AVG_54 3m 9120D-1522_250327 HORIZONTAL : RBW:1000.000kHz VBW:0.010kHz SWT:Auto Freq Level Limit Line Margin Read Level Ant Factor Cable Loss Preamp Factor Aux Factor APos TPos Remark MHz dBuV/m dBuV/m dB dBuV dB/m dB dB dB cm deg 1 2462.00 95.46 ------ ------ 80.23 27.80 7.82 30.31 9.92 100 60 Average

Mode	33	
	Band Edge	
	2400-2483.5_802.11g_CH11_2462MHz	
ANT	1	
Pol.	Vertical	Fundamental
Peak	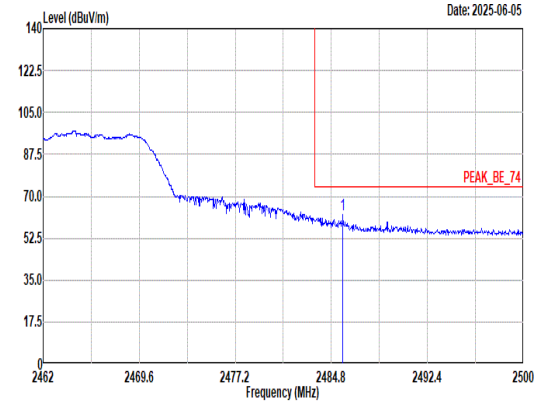 Site : 03CH16-HY Condition: PEAK_BE_74 3m 9120D-1522_250327 VERTICAL : RBW:1000.000kHz VBW:3000.000kHz SWT:Auto Freq Level Limit Line Margin Read Level Ant Factor Cable Loss Preamp Factor Aux Factor APos TPos Remark MHz dBuV/m dBuV/m dB dBuV dB/m dB dB dB cm deg 1 2485.71 62.41 74.00 -11.59 46.97 27.96 7.86 30.30 9.92 200 84 Peak	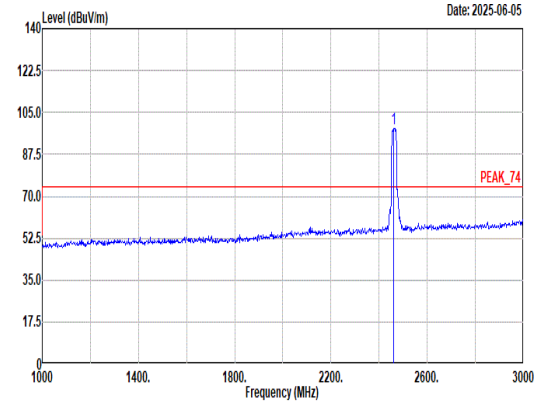 Site : 03CH16-HY Condition: PEAK_74 3m 9120D-1522_250327 VERTICAL : RBW:1000.000kHz VBW:3000.000kHz SWT:Auto Freq Level Limit Line Margin Read Level Ant Factor Cable Loss Preamp Factor Aux Factor APos TPos Remark MHz dBuV/m dBuV/m dB dBuV dB/m dB dB dB cm deg 1 2462.00 98.28 ------ ------ 83.05 27.80 7.82 30.31 9.92 200 84 Peak
Avg	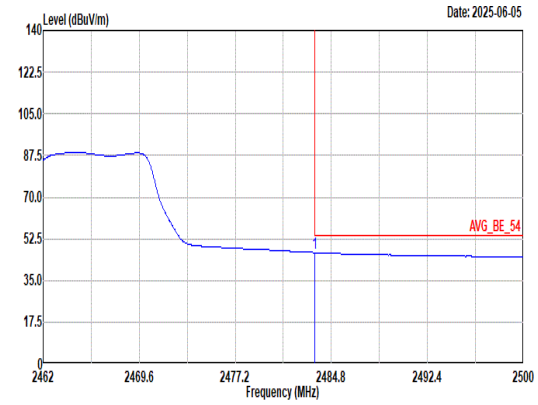 Site : 03CH16-HY Condition: AVG_BE_54 3m 9120D-1522_250327 VERTICAL : RBW:1000.000kHz VBW:0.010kHz SWT:Auto Freq Level Limit Line Margin Read Level Ant Factor Cable Loss Preamp Factor Aux Factor APos TPos Remark MHz dBuV/m dBuV/m dB dBuV dB/m dB dB dB cm deg 1 2483.51 46.69 54.00 -7.31 31.27 27.94 7.86 30.30 9.92 200 84 Average	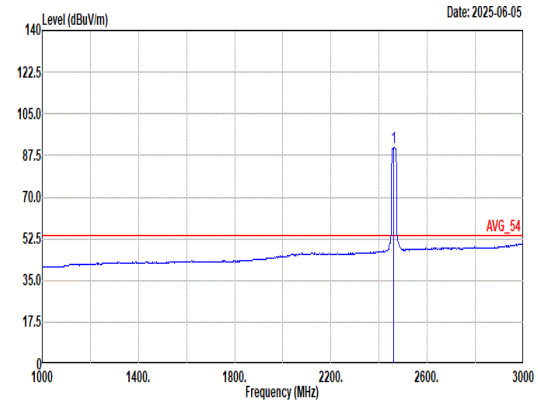 Site : 03CH16-HY Condition: AVG_54 3m 9120D-1522_250327 VERTICAL : RBW:1000.000kHz VBW:0.010kHz SWT:Auto Freq Level Limit Line Margin Read Level Ant Factor Cable Loss Preamp Factor Aux Factor APos TPos Remark MHz dBuV/m dBuV/m dB dBuV dB/m dB dB dB cm deg 1 2462.00 90.74 ------ ------ 75.49 27.80 7.83 30.30 9.92 200 84 Average

Mode	33	
	Harmonic	
	2400-2483.5_802.11g_CH11_2462MHz	
ANT	1	
Pol.	Horizontal	Vertical
Peak Avg	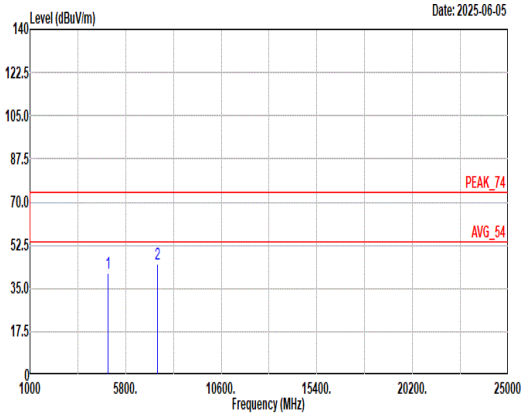 Site : 03CH16-HY Condition: PEAK_74 3m 9120D-1522_250327 HORIZONTAL Freq Level Limit Line Margin Read Level Ant Factor Cable Loss Preamp Factor Aux Factor APos TPos Remark MHz dBuV/m dBuV/m dB dBuV dB/m dB dB dB cm deg 1 4924.00 41.34 74.00 -32.66 62.84 33.20 11.06 66.28 0.52 -- -- Peak 2 7386.00 44.92 74.00 -29.08 60.07 36.81 13.33 65.76 0.47 -- -- Peak	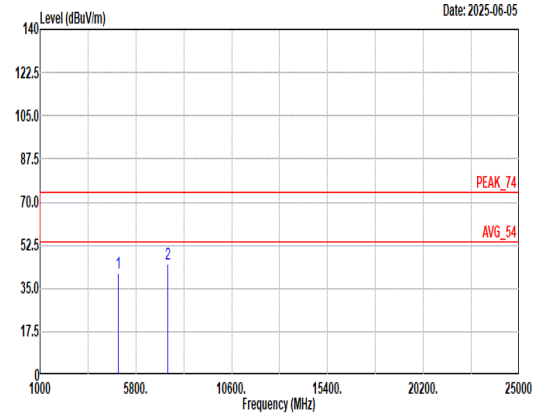 Site : 03CH16-HY Condition: PEAK_74 3m 9120D-1522_250327 VERTICAL Freq Level Limit Line Margin Read Level Ant Factor Cable Loss Preamp Factor Aux Factor APos TPos Remark MHz dBuV/m dBuV/m dB dBuV dB/m dB dB dB cm deg 1 4924.00 41.43 74.00 -32.57 63.34 32.86 11.05 66.33 0.51 -- -- Peak 2 7386.00 44.90 74.00 -29.10 60.05 36.81 13.33 65.76 0.47 -- -- Peak

Mode	34	
	LF	
	2400-2483.5_802.11g_CH11_2462MHz	
ANT	1	
Pol.	Horizontal	Vertical
QP/ Peak	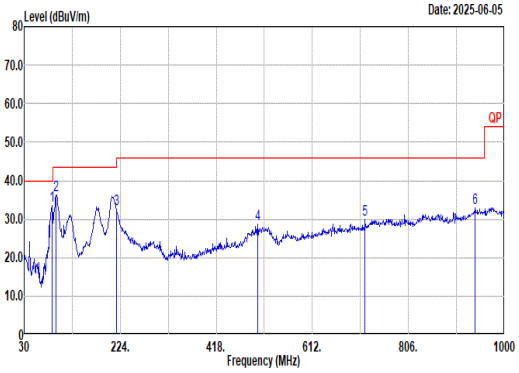	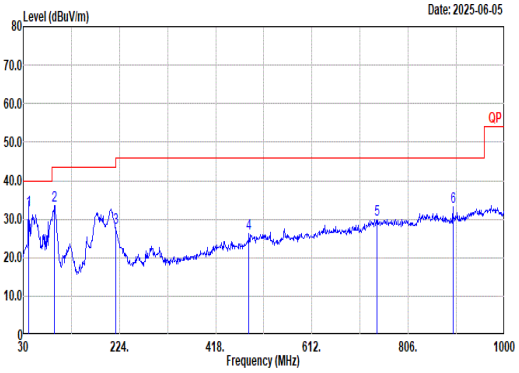

Site : 03CH16-HY
Condition: QP 3m CBL6111D&00802N1D01N-06 _47020 & 06_241005 HORIZONTAL

	Freq	Level	Limit Line	Margin	Read Level	Ant Factor	Cable Loss	Preamp Factor	Aux Factor	APos	TPos	Remark
	MHz	dBuV/m	dBuV/m	dB	dBuV	dB/m	dB	dB	dB	cm	deg	
1	86.26	33.44	40.00	-6.56	50.09	14.41	1.46	32.59	0.07	--	--	Peak
2	94.02	36.20	43.50	-7.30	51.86	15.33	1.50	32.56	0.07	--	--	Peak
3	216.24	32.66	46.00	-13.34	47.66	15.19	2.28	32.54	0.07	--	--	Peak
4	501.42	28.65	46.00	-17.35	34.08	23.83	3.47	32.88	0.15	--	--	Peak
5	718.70	29.83	46.00	-16.17	30.47	27.20	4.17	32.15	0.14	--	--	Peak
6	940.83	32.79	46.00	-13.21	28.82	30.80	4.78	31.85	0.24	--	--	Peak

Site : 03CH16-HY
Condition: QP 3m CBL6111D&00802N1D01N-06 _47020 & 06_241005 VERTICAL

	Freq	Level	Limit Line	Margin	Read Level	Ant Factor	Cable Loss	Preamp Factor	Aux Factor	APos	TPos	Remark
	MHz	dBuV/m	dBuV/m	dB	dBuV	dB/m	dB	dB	dB	cm	deg	
1	40.67	32.38	40.00	-7.62	44.56	19.31	0.98	32.53	0.06	100	174	QP
2	93.05	33.62	43.50	-9.88	49.46	15.16	1.50	32.57	0.07	--	--	Peak
3	216.24	27.71	46.00	-18.29	42.71	15.19	2.28	32.54	0.07	--	--	Peak
4	484.93	26.33	46.00	-19.67	32.00	23.54	3.41	32.77	0.15	--	--	Peak
5	742.95	30.00	46.00	-16.00	29.36	28.35	4.24	32.09	0.14	--	--	Peak
6	896.21	33.29	46.00	-12.71	31.59	29.14	4.66	32.26	0.16	--	--	Peak

Appendix D. Duty Cycle Plots

<Sample 1>

Band	Duty Cycle (%)	T(us)	1/T(kHz)	VBW Setting
802.11b	100.00	-	-	10Hz
802.11g	98.96	-	-	10Hz
2.4GHz 802.11ac VHT20	98.90	-	-	10Hz
2.4GHz 802.11ax HE20 Full RU	98.59	-	-	10Hz
2.4GHz 802.11ax HE20 106 RU	99.79	-	-	10Hz
2.4GHz 802.11ax HE40 Full RU	97.17	550	1.82	2KHz

802.11b

802.11g

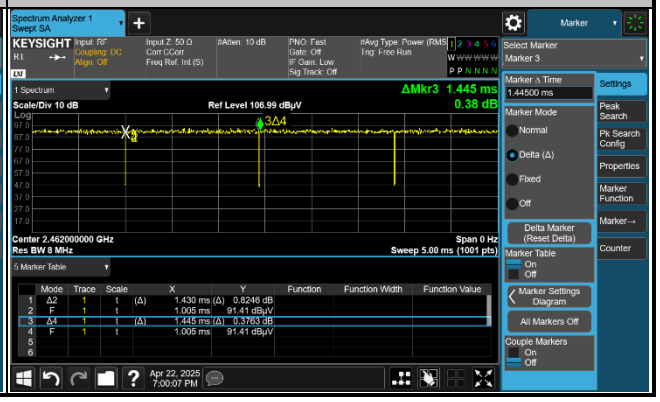

2.4GHz 802.11ac VHT20

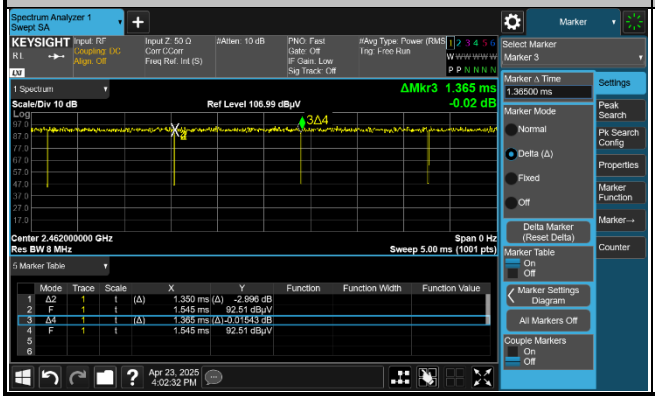

2.4GHz 802.11ax HE20 Full RU

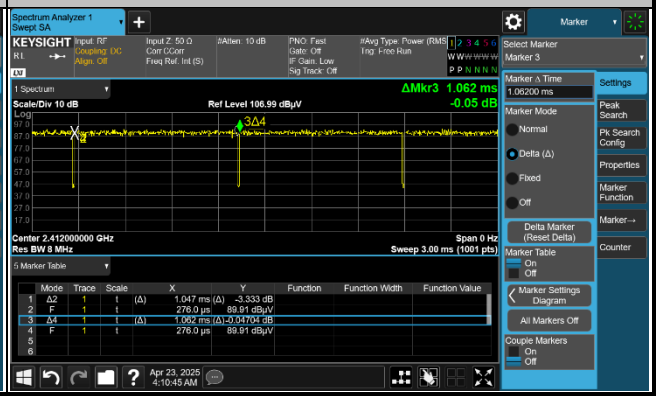

2.4GHz 802.11ax HE20 106 RU

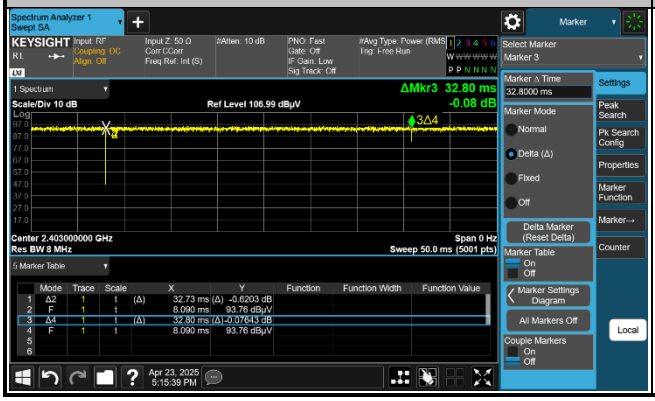

2.4GHz 802.11ax HE40 Full RU

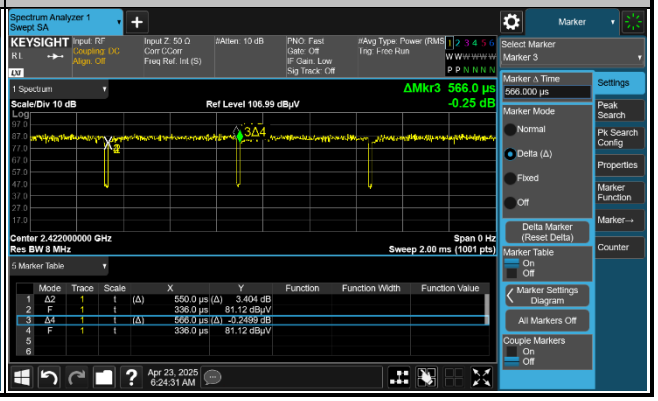

<Sample 2>

Band	Duty Cycle (%)	T(us)	1/T(kHz)	VBW Setting
802.11g	98.97	-	-	10Hz
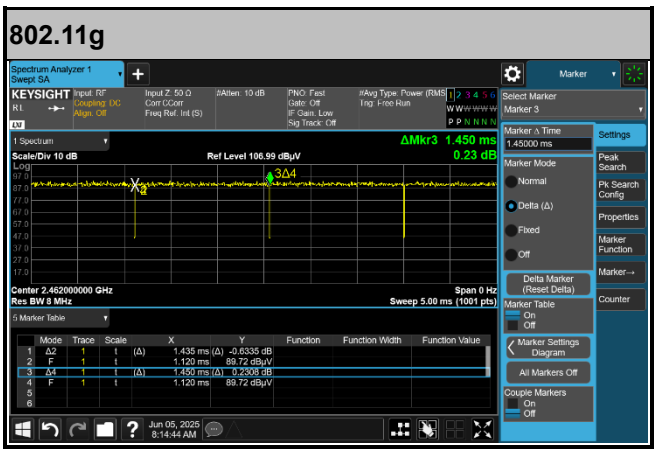
802.11g