LTE Band 2 Spectrum Plot_3M

QPSK-18615

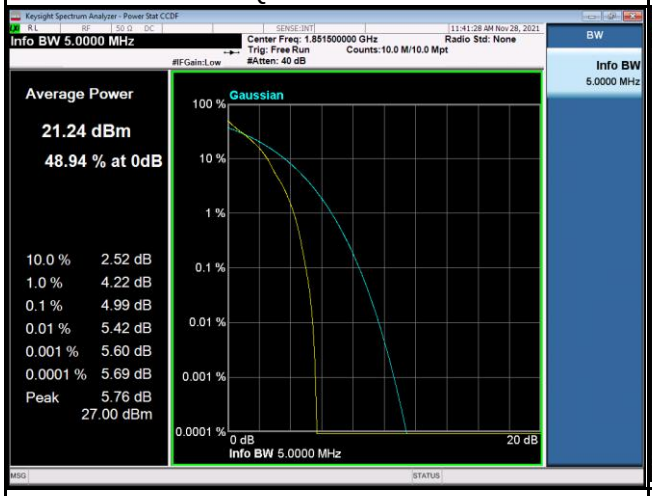

QPSK-18900

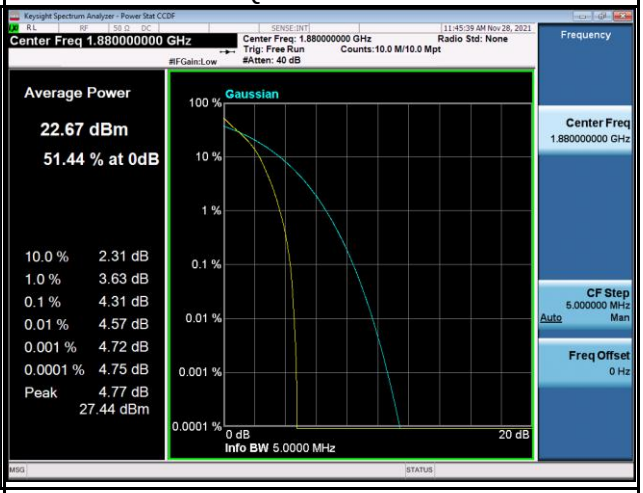

QPSK-19185

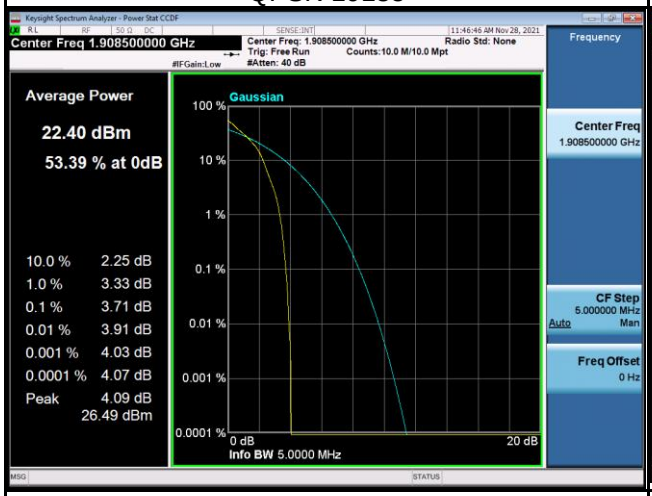

16QAM-18615

16QAM-18900

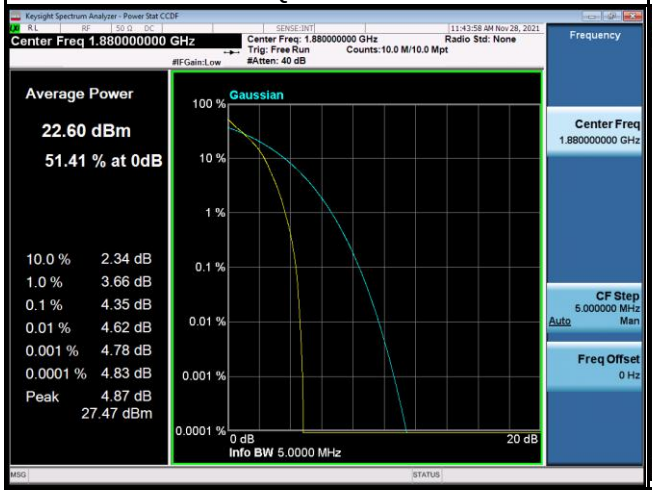

16QAM-19185

LTE Band 2 Spectrum Plot_5M

QPSK-18625

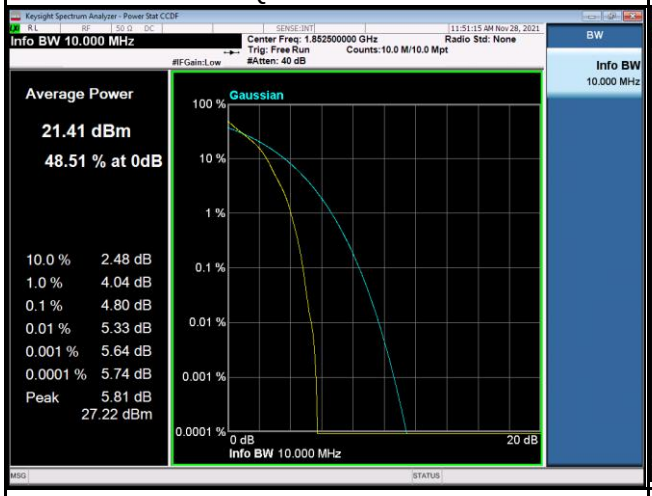

QPSK-18900

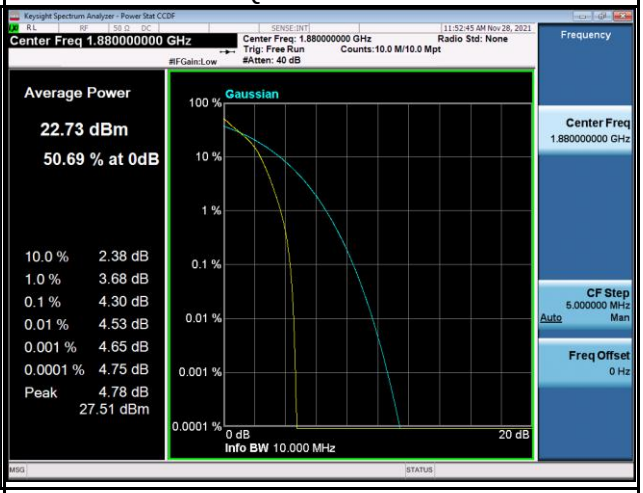

QPSK-19175

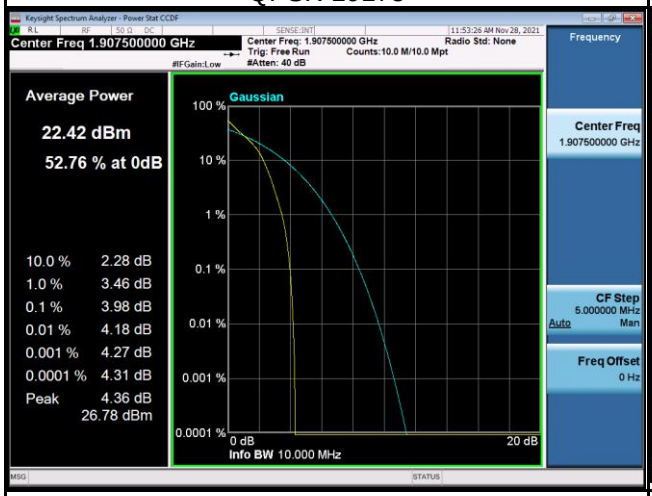

16QAM-18625

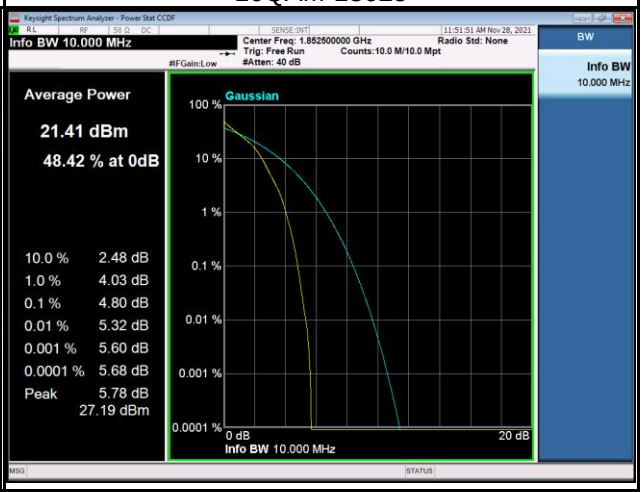

16QAM-18900

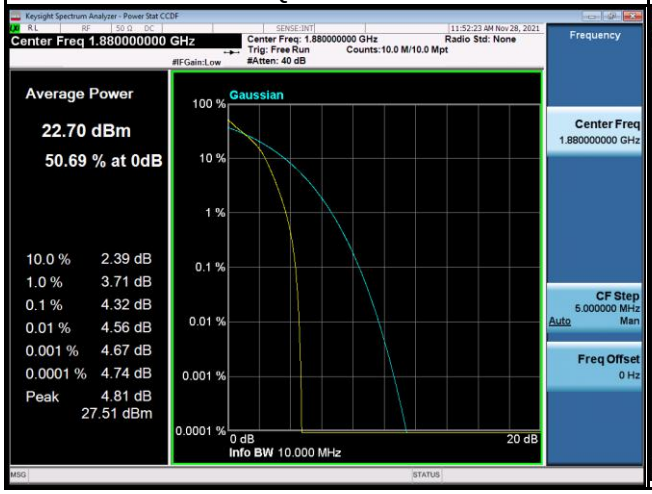

16QAM-19175

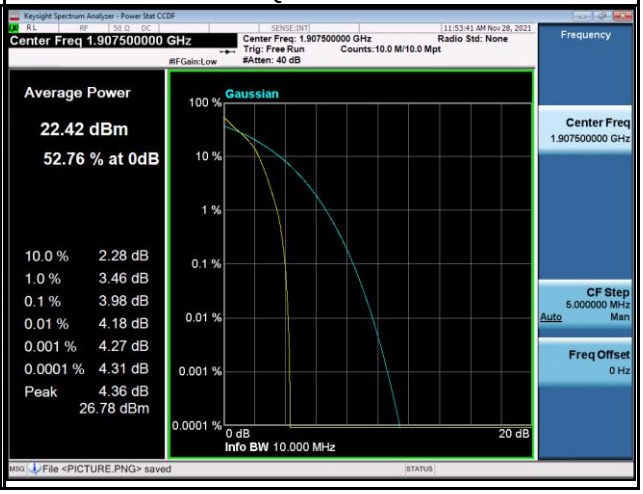

LTE Band 2 Spectrum Plot_10M

QPSK-18650

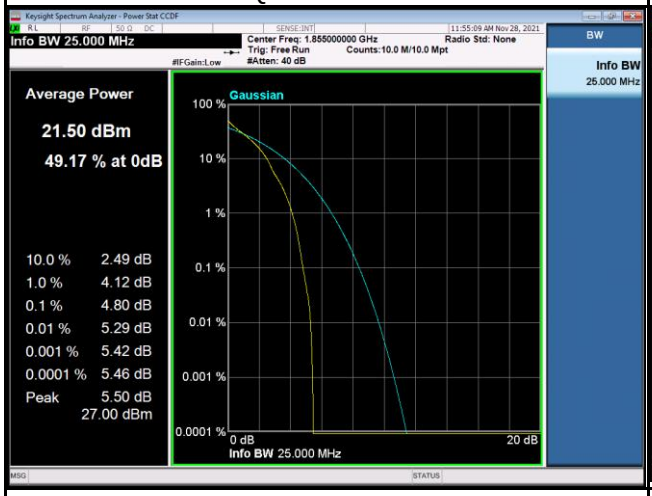

QPSK-18900

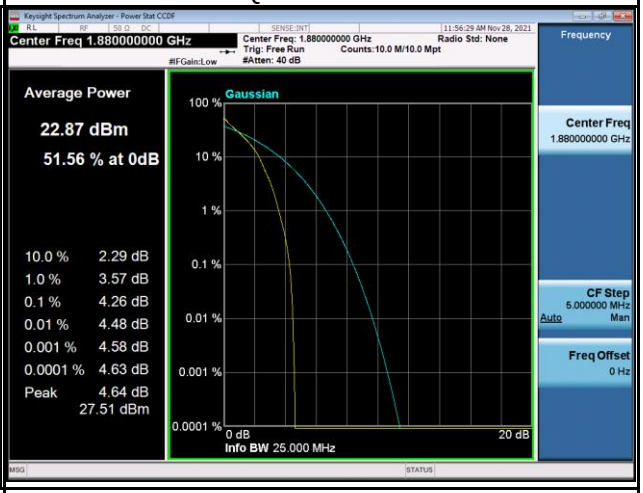

QPSK-19150

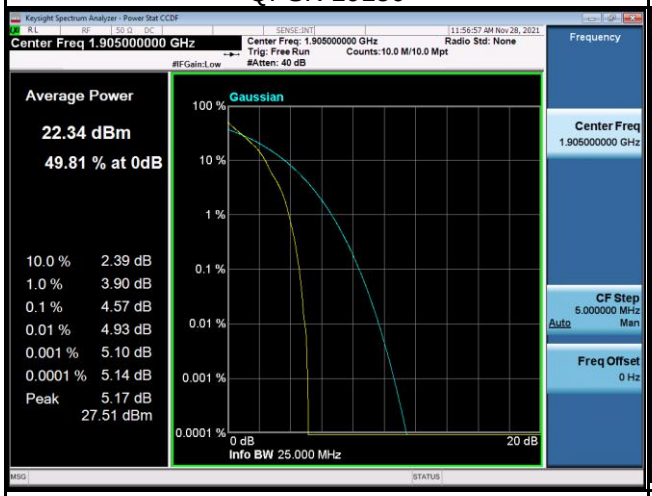

16QAM-18650

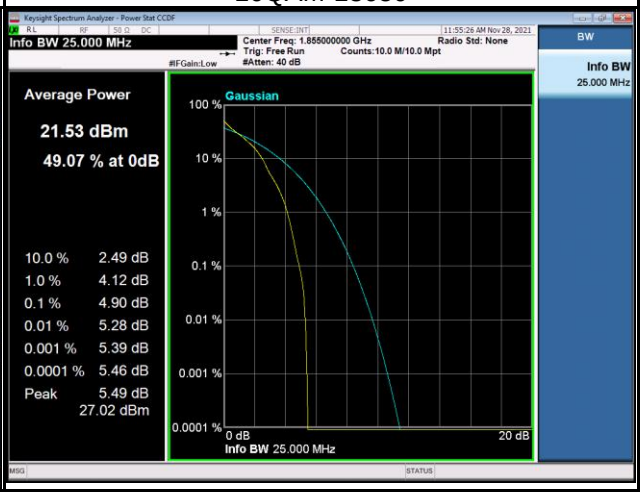

16QAM-18900

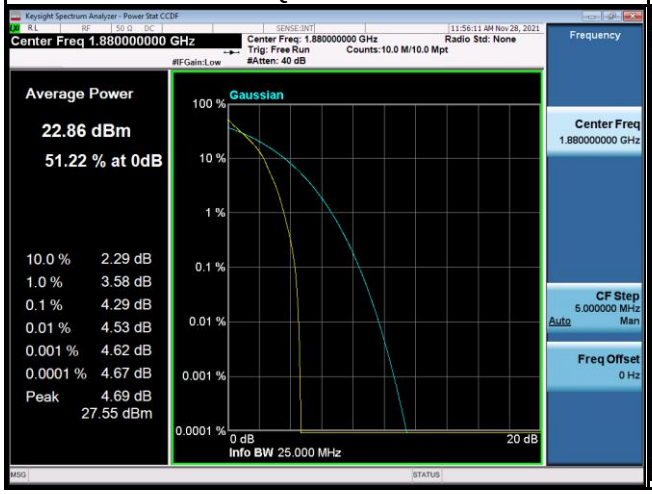

16QAM-19150

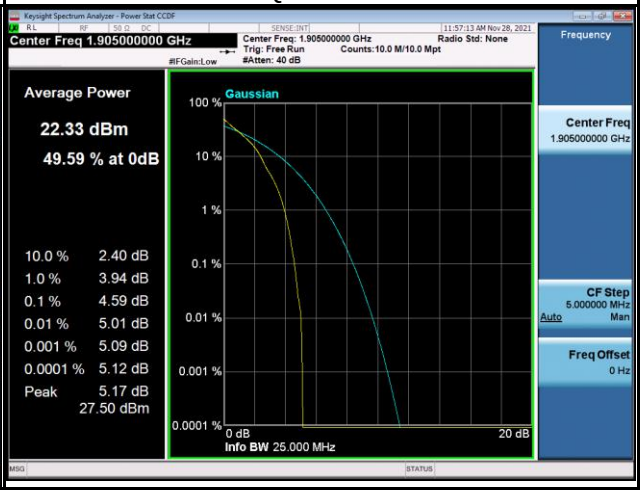

LTE Band 2 Spectrum Plot_15M

QPSK-18675

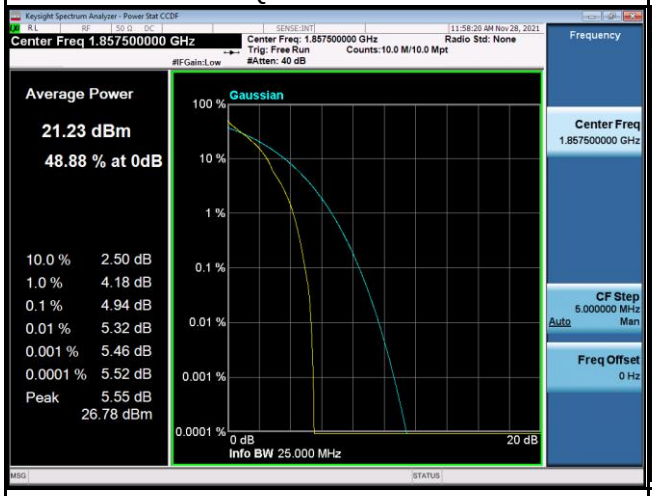

QPSK-18900

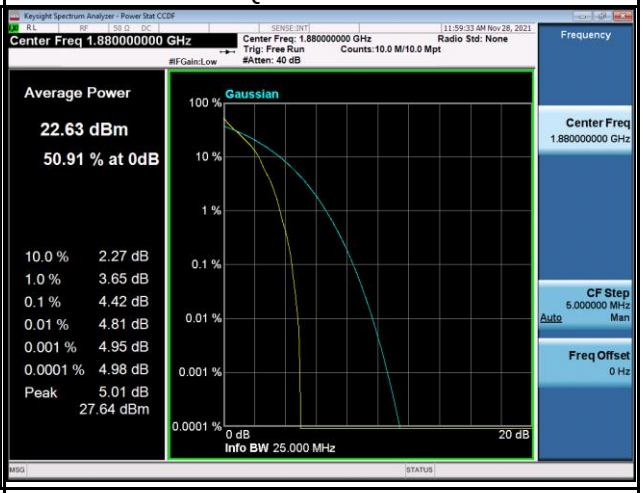

QPSK-19125

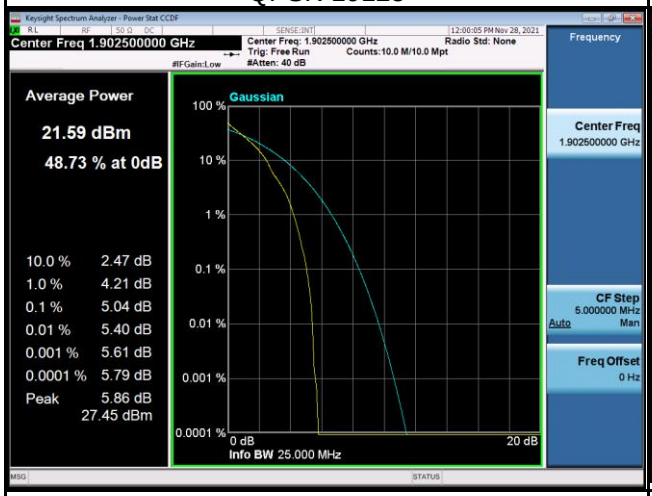

16QAM-18675

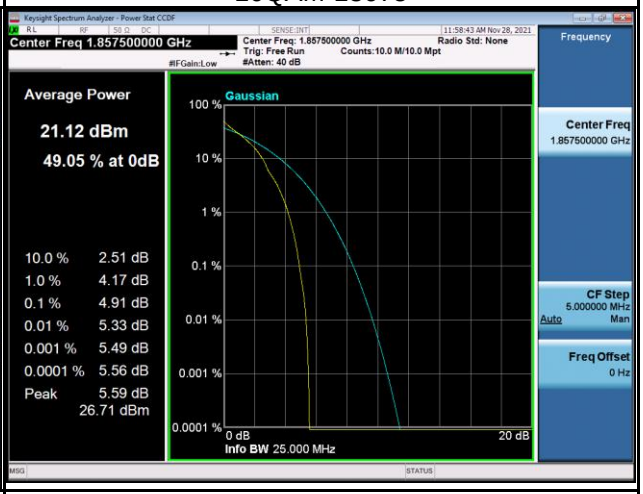

16QAM-18900

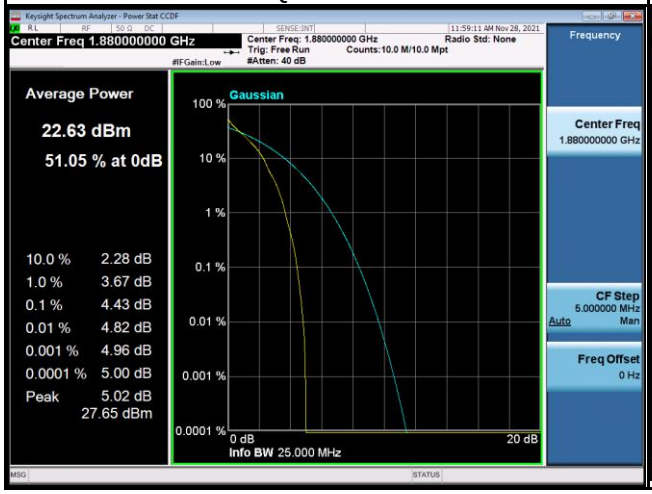

16QAM-19125

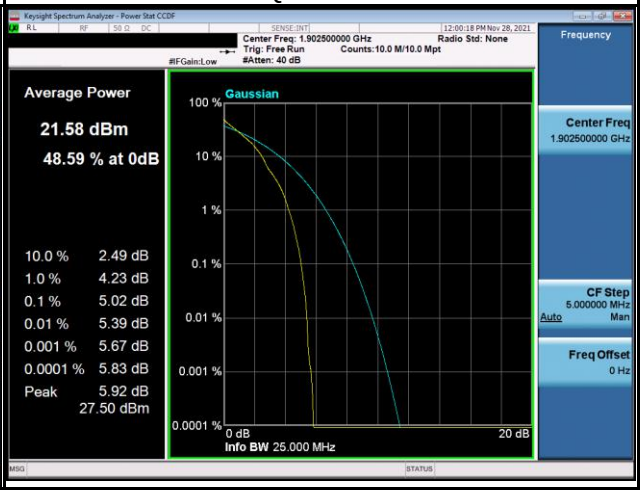

LTE Band 2 Spectrum Plot_20M

QPSK-18700

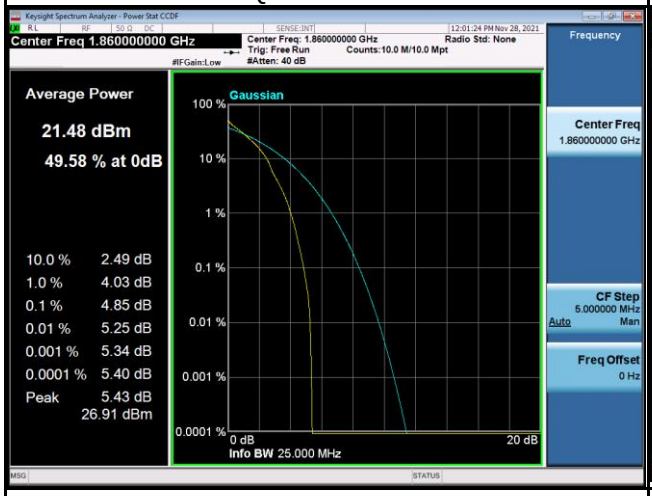

QPSK-18900

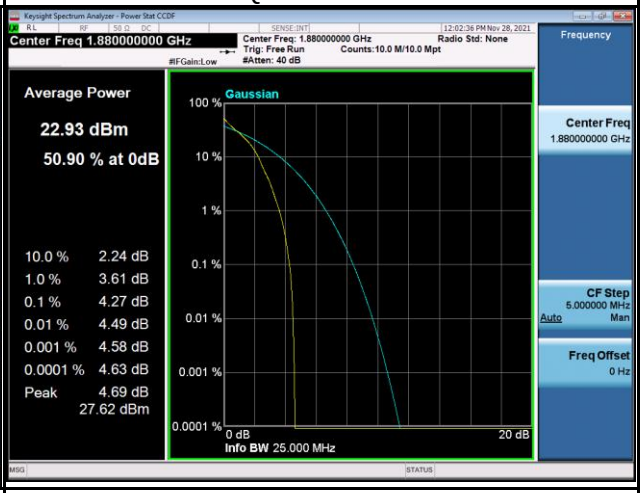

QPSK-19100

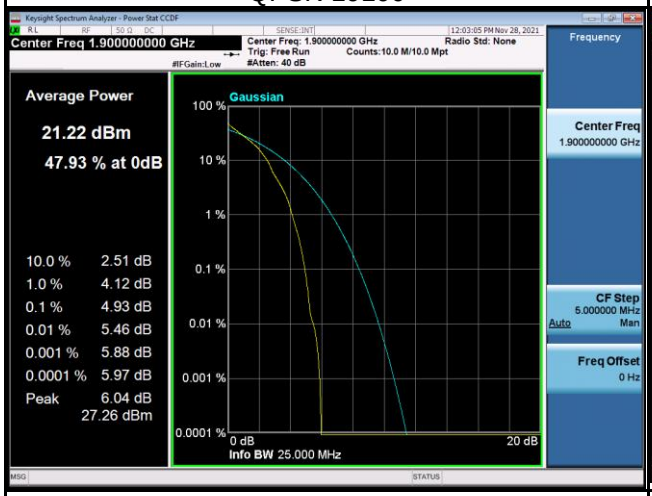

16QAM-18700

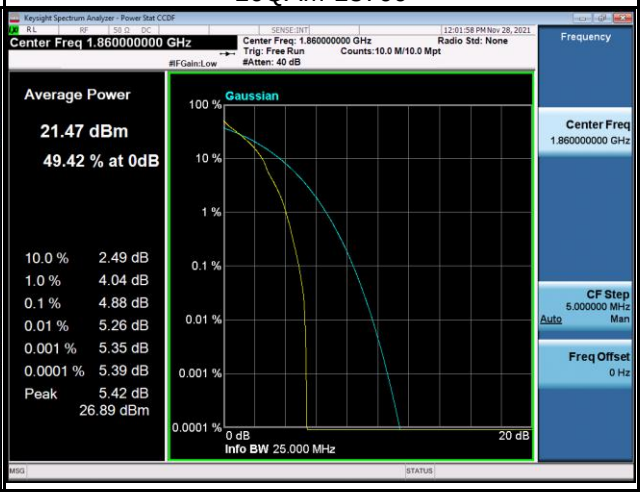

16QAM-18900

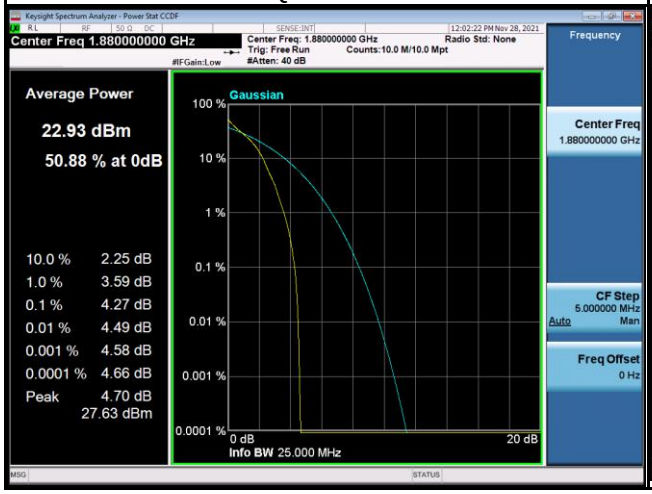

16QAM-19100

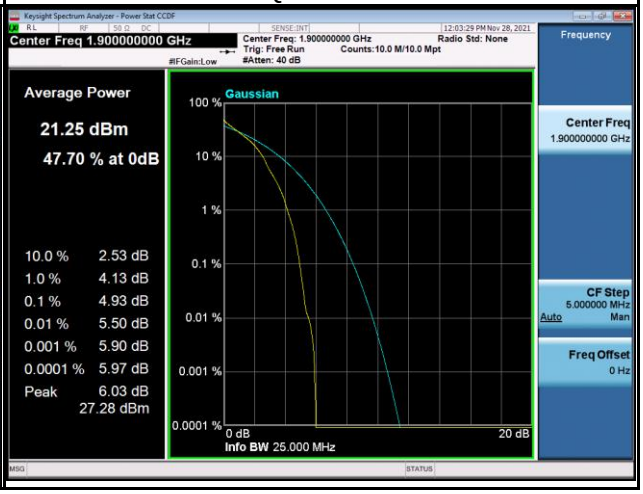

APPENDIX I - FREQUENCY STABILITY

Test Mode:	PCS1900_CH661

Temperature vs. Frequency Stabiility

Temperature(°C)	Frequency Error (Hz)	Frequency Error (ppm)	Limit(ppm)
-20	5.37	0.002856383	±2.5
-10	-4.86	-0.002585106	
0	-4.52	-0.002404255	
10	3.96	0.002106383	
20	5.07	0.002696809	
30	4.78	0.002542553	
40	3.06	0.001627660	
50	-3.85	-0.002047872	
Max. Deviation (ppm)	5.37	0.002696809	

Voltage vs. Frequency Stability

Voltage(Volts)	Frequency Error (Hz)	Frequency Error (ppm)	Limit(ppm)
4.5	-6.52	-0.003468085	±2.5
3.8	-8.60	-0.004574468	
3.4	-5.48	-0.002914894	
Max. Deviation (ppm)	8.60	-0.002914894	

Test Mode:	WCDMA Band II_CH9400

Temperature vs. Frequency Stabiility

Temperature(°C)	Frequency Error (Hz)	Frequency Error (ppm)	Limit(ppm)
-20	4.32	0.002297872	±2.5
-10	3.89	0.002069149	
0	-4.67	0.002484043	
10	5.42	0.002882979	
20	-2.96	0.001574468	
30	4.05	0.002154255	
40	3.79	0.002015957	
50	-3.76	0.002000000	
Max. Deviation (ppm)	5.42	0.002882979	

Voltage vs. Frequency Stability

Voltage(Volts)	Frequency Error (Hz)	Frequency Error (ppm)	Limit(ppm)
4.5	-5.96	0.003170213	±2.5
3.8	-7.84	0.004170213	
3.4	-5.24	0.002787234	
Max. Deviation (ppm)	7.84	0.004170213	

Test Mode:	LTE Band 2_CH18900_1.4M

Temperature vs. Frequency Stabiility

Temperature(°C)	Frequency Error (Hz)	Frequency Error (ppm)	Limit(ppm)
-20	-6.70	-0.003566267	±2.5
-10	3.33	0.001772519	
0	-2.94	-0.001561819	
10	3.47	0.001843488	
20	-4.01	-0.002132951	
30	-4.65	-0.002471688	
40	-5.06	-0.002691425	
50	-2.56	-0.001362722	
Max. Deviation (ppm)	-6.70	-0.003566267	

Voltage vs. Frequency Stability

Voltage(Volts)	Frequency Error (Hz)	Frequency Error (ppm)	Limit(ppm)
4.5	-5.07	-0.002698307	±2.5
3.8	3.56	0.00189447	
3.4	-6.33	-0.003366227	
Max. Deviation (ppm)	-6.33	-0.003366227	

Test Mode:	LTE Band 2_CH18900_3M

Temperature vs. Frequency Stabiility

Temperature(°C)	Frequency Error (Hz)	Frequency Error (ppm)	Limit(ppm)
-20	4.46	0.002372164	±2.5
-10	5.10	0.002714273	
0	-4.22	-0.002242326	
10	2.81	0.001495322	
20	3.38	0.001798438	
30	4.48	0.002382979	
40	-1.95	-0.001037475	
50	2.07	0.001098828	
Max. Deviation (ppm)	5.10	0.002714273	

Voltage vs. Frequency Stability

Voltage(Volts)	Frequency Error (Hz)	Frequency Error (ppm)	Limit(ppm)
4.5	3.01	0.001603078	±2.5
3.8	-5.16	-0.002744049	
3.4	-4.83	-0.002567501	
Max. Deviation (ppm)	-5.16	-0.002744049	

Test Mode:	LTE Band 2_CH18900_5M

Temperature vs. Frequency Stabiility

Temperature(°C)	Frequency Error (Hz)	Frequency Error (ppm)	Limit(ppm)
-20	3.97	0.002111033	±2.5
-10	3.95	0.002098923	
0	-5.11	-0.00271898	
10	2.37	0.00125855	
20	2.36	0.001256832	
30	-2.39	-0.001271277	
40	-2.54	-0.001349885	
50	1.22	0.000648368	
Max. Deviation (ppm)	-5.11	-0.00271898	

Voltage vs. Frequency Stability

Voltage(Volts)	Frequency Error (Hz)	Frequency Error (ppm)	Limit(ppm)
4.5	2.94	0.001562652	±2.5
3.8	-3.57	-0.001899819	
3.4	-2.26	-0.00120201	
Max. Deviation (ppm)	-3.57	-0.001899819	

Test Mode:	LTE Band 2_CH18900_10M

Temperature vs. Frequency Stabiility

Temperature(°C)	Frequency Error (Hz)	Frequency Error (ppm)	Limit(ppm)
-20	-4.35	-0.00231383	±2.5
-10	2.71	0.001440907	
0	-4.49	-0.002389687	
10	-1.36	-0.000721072	
20	-1.17	-0.000623269	
30	3.83	0.002035561	
40	-2.01	-0.00107127	
50	3.83	0.002035041	
Max. Deviation (ppm)	-4.49	-0.002389687	

Voltage vs. Frequency Stability

Voltage(Volts)	Frequency Error (Hz)	Frequency Error (ppm)	Limit(ppm)
4.5	-4.19	-0.002227662	±2.5
3.8	-5.86	-0.003116774	
3.4	-3.82	-0.002034523	
Max. Deviation (ppm)	-5.86	-0.003116774	

Test Mode:	LTE Band 2_CH18900_15M

Temperature vs. Frequency Stabiility

Temperature(°C)	Frequency Error (Hz)	Frequency Error (ppm)	Limit(ppm)
-20	-3.51	-0.001865826	±2.5
-10	2.59	0.001375335	
0	-4.29	-0.002281669	
10	-1.57	-0.00083401	
20	-1.24	-0.000660904	
30	3.34	0.001776359	
40	-1.89	-0.00100347	
50	3.96	0.002107523	
Max. Deviation (ppm)	-4.29	-0.002281669	

Voltage vs. Frequency Stability

Voltage(Volts)	Frequency Error (Hz)	Frequency Error (ppm)	Limit(ppm)
4.5	3.54	0.001883777	±2.5
3.8	4.10	0.002181681	
3.4	3.81	0.002028086	
Max. Deviation (ppm)	4.10	0.002181681	

Test Mode:	LTE Band 2_CH18900_20M

Temperature vs. Frequency Stabiility

Temperature(°C)	Frequency Error (Hz)	Frequency Error (ppm)	Limit(ppm)
-20	-6.60	-0.003510826	±2.5
-10	4.57	0.002431056	
0	4.07	0.002166252	
10	2.13	0.00113095	
20	-4.00	-0.002129334	
30	-0.38	-0.000204523	
40	4.52	0.002404284	
50	4.71	0.002507369	
Max. Deviation (ppm)	-6.60	-0.003510826	

Voltage vs. Frequency Stability

Voltage(Volts)	Frequency Error (Hz)	Frequency Error (ppm)	Limit(ppm)
4.5	3.69	0.001963416	±2.5
3.8	4.17	0.002215504	
3.4	4.00	0.002129172	
Max. Deviation (ppm)	4.17	0.002215504	

End of Test Report