N8
N9 无线运动耳机 Bluetooth headset

快速操作说明
Quikc Start Guide

1 主体
Main Parts

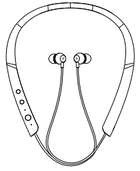

N8
N9
无线运动耳机
Bluetooth headset

USB充电线
USB charging cable

快速操作说明
Quikc Start Guide

2 常见技巧
Common usage

此处标记为右
Marked right here

快速操作说明
Quikc Start Guide

3 常见技巧
Common usage

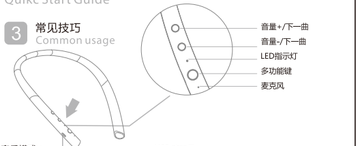

音乐模式：
Music mode
短按多功能键播放和暂停音乐。
短按“+”键 增加音量，长按“+”键2秒以上，切换到下一首。
短按“-”键 减小音量，长按“-”键2秒以上，切换到上一首。
音乐播放中有所来电时，短按多功能键暂停音乐并接听来电，
再次短按多功能键挂断电话且音乐继续播放。
Short press multi-function button, play/pause music.
Short press “+/-” button, increase/decrease volume.
Long press “+/-” button for more than 2 seconds to play the next/previous
When a call come in during playing, short press the multi-function button,pause music and answer the call.Press the multi-function button again, hang up the call and the music continues to play.

通话模式：
Call mode
短按多功能键接听和挂断电话。双击多功能键回拨最后一次拨打电话。
长按2秒多功能键拒接来电。
Short press multi-function button to answer/hang up the call.
Double-click multi-function button to call back the last call.
Press and hold multi-function button for 2 seconds to reject the call.

快速操作说明
Quikc Start Guide

4 常见技巧
Common usage

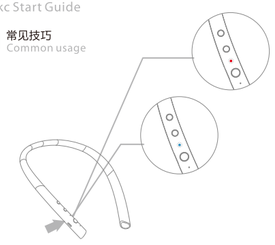

红蓝灯交替闪后方可搜索并与之连接。
When red-blue light flash alternately， device is able to be searched and connected with.

警告
Warning

为减少触电的危险，切勿拆开机壳。只能请专业人员维修。
切勿将本设备安装在狭窄的空间内，如书柜或壁橱。
切勿将电池（已安装的电池组或电池）过度受热，如长时间暴露在阳光照射，
火或类似的环境中。

To reduce the risk of electric shock, please do not disassemble.
Do not place the device in a confined space, such as a bookcase or closet.
Do not overheat the battery (installed battery pack or battery), such as prolonged exposure to sunlight, fire or similar conditions.

注意
Notice

不得擅自更改发射频率，加大发射功率（包括部外加装射频功率放大器），不得擅自外接天线或改用其他发射天线;
使用时不得对各种合法的无线电业务产生有害干扰；一旦发现有干扰现象时，应立即停止使用，并采取措施消除干扰后方可继续使用；
使用微功率无线电设备，必须忍受各种无线电业务的干扰或工业，科学及医疗应用设备的辐射干扰；

Do not change the transmitting frequency without authorization, increase the transmission power(including the addition of an RF power amplifier), and do not arbitrarily use an external antenna or switch to another transmitting antenna;
When used, it shall not cause harmful interference to various legitimate radio services. Once any interference is found, it shall be immediately stopped and measures shall be taken to eliminate the interference before continuing to use it.
The use of micro-power radio equipment must tolerate interference from various radio services orradiation interference from industrial, scientific and medical applications

使用详情
Use details

关于BLUETOOTH通讯
About BLUETOOTH Communications

- BLUETOOTH无线技术的操作范围约在10M以内。视障碍物（人体，金属，墙壁等）或电磁环境而定，最大通讯范围可能会有改变。
- 天线内置在本机内，如虚线所示位置。将内置天线的方向转向所连接BLUETOOTH设备可提高BLUETOOTH通讯的灵敏度。
  当已连接设备的天线和本机的内置天线之间有障碍物时，可能会出现噪音或音频信号丢失，或通讯可能中断。

- The operating range of BLUETOOTH wireless technology is within about 10M. Depending on the obstacle (human body, metal, wall, etc.) or the electromagnetic environment, the maximum communication range may change.
- The built-in antenna shown as dashed line. Turning the direction of the internal antenna to the connected BLUETOOTH device can improve the sensitivity of the BLUETOOTH communication.When there is an obstacle between the antenna of the connected device and the built-in antenna of the unit,noise or audio signal loss may occur, or communication may be interrupted.

如何打开/关闭无线通讯
打开/关闭本机的电源时　也会同时打开/关闭无线通讯

How to turn on/off wireless communication
Turning the unit's power on/off also turns on/off wireless communication at the same time.

锂电池用户不可自行更换，如电池损坏需要更换，请联系专业人员
触电危险，严禁拆开

Do not replace the lithium battery by yourself. Please contact a professional for repair.Electric shock danger, disassemble forbidden

- 在以下条件下，BLUETOOTH通讯可能中断，或可能会出现噪音或音频信号丢失。
  本机和BLUETOOTH设备之间有人。将BLUETOOTH设备朝着本机的天线放置可改善这一情况
  本机与BLUETOOTH设备之间有金属或墙壁等障碍物。
  本机附近有WI-FI设备，无绳电话或微波炉等使用2.4GHZ频率的设备正在使用。

  Under the following conditions, BLUETOOTH communication may be interrupted, or noise or loss ofaudio signal may occur.
  There are obstacles such as metal or walls between this unit and the BLUETOOTH device.Placing the BLUETOOTH device toward the antenna of this unit can improve this situation
  Devices like WI-FI, wireless phone, microwave oven near the unit using the 2.4 GHz frequency.

- 由于BLUETOOTH设备和WI-FI (IEEE802.11b/g/n) 使用相同的频率（2.4GHZ）
  如果在WIFI设备附近使用本机，则可能产生微波干扰，从而出现噪音或音频信号丢失，或通讯中断。在此情况下，请执行以下操作。
  在远离WI-FI设备至少10m处使用本机。
  如果在距离WI-FI设备10m内适用本机，请关闭WI-FI设备
  将本机和BLUETOOTH设备尽可能相互靠近安装。

- Because BLUETOOTH device and WI-FI (IEEE802.11b/g/n) use the same frequency (2.4GHZ)If you use this unit near a WIFI device, microwave interference may occur, resulting in the loss ofnoise or audio signals, or communication interruptions. In this case, do the following.
  Use this unit at least 10m away from WI-FI equipment.
  If the unit is within 10m of a WI-FI device, turn off the WI-FI device
  Mount the unit and the BLUETOOTH device as close to each other as possible.

- 因BLUETOOTH无线技术的特性所致，在使用电话进行通话或者聆听音乐期间，本机上播放的声音会稍迟于在BLUETOOTH设备上播放的声音。

- Due to the characteristics of BLUETOOTH wireless technology, the sound played on this unit will be slightly later than the sound played on the BLUETOOTH device during a telephone call or listening to music.

- 从BLUETOOTH设备发射出的微波可能会影响电子医疗设备的操作。在以下场所，请关闭本机和其他BLUETOOTH设备，否则可能引起意外事故：
  存在易燃气体的地方，医院或加油站内
  自动门或火警铃附近

- Microwaves emitted from BLUETOOTH devices may affect the operation of electronic medical devices. In the following places, please turn off the unit and other BLUETOOTH devices, or it may cause an accident:
  In the presence of flammable gas, within the hospital or gas station near automatic or fire alarm bells

- 请勿在飞机上使用本机。
  无线电波可能会使仪器发生故障，从而造成事故。

- Do not use this unit on an airplane.
  Radio waves can cause the instrument to malfunction and cause accidents.

- 我们对于在进行BLUETOOTH通讯时发生的信息泄露不承担任何责任。

- We are not responsible for any information leakage that occurs during BLUETOOTH communications.

如果播放时经常出现跳音

- 通过改变无线播放质量设置或者在发射设备上将无线播放模式固定为SBC， 也许可以改善此情况。有关详情，请参阅发射设备附近的使用说明书。

- This may be improved by changing the wireless playback quality setting or fixing the wirelessbroadcast mode to SBC on the transmitting device. For details, refer to the instruction manual near the transmitting device.

关于给本机充电
About charging

- 仅可使用USB给本机充电。需要使用带有USB端口的个人电脑进行充电
- 充电期间，不得打开本机，亦不得使用BLUETOOTH功能。
- 如果长时间不使用本机，充电电池可能无法保持充足电量。反复充放电几次后，电池将能够保持适当电量。
- 如果长时间存放本机，则应每半年对电池充一次电，以防过度放电

- Only use USB to charge the unit. Need to use a personal computer with USB port for charging
- Do not turn on the unit or use the BLUETOOTH function during charging.
- If you do not use the unit for an extended period of time, the rechargeable battery may not be able to maintain sufficient charge. After repeated charge and discharge several times, the battery will be able to maintain proper power.
- If the unit is stored for a long time, the battery should be charged once every six months to prevent excessive discharge.

静电注意事项
Static precautions

- 静电积聚在体内，可能会导致耳朵轻微刺痛。穿着天然材料制成的衣服，可以将影响降到最低。
- Accumulation of static electricity in the body may cause slight stinging in the ears. Wearing clothes made of natural materials can minimize the impact.

其他
Other

- 安装/拆卸耳机（另售）时，请关闭耳机。
- 请勿将本机放在潮湿，充满灰尘，油烟或蒸汽，受阳光直射的地方。请勿将本机长时间留在车内。否则可能会造成故障。
- 视无线电波状况和装置使用场所而定，BLUETOOTH设备可能对移动电话不起作用。
- 使用本机以高音量聆听可能会影响您的听力
- 为了交通安全，请勿在驾车或骑车时使用本机

- When connecting/disconnecting headphones (sold separately), turn off the device.
- Do not place the unit in a place where it is wet, full of dust, fumes or steam and exposed to direct sunlight. Do not leave the unit in the car for a long time. Otherwise it may cause a malfunction.
- Depending on the radio wave conditions and the location of the device, the BLUETOOTH device may not work on mobile phones.
- Listening at high volume using this unit may affect your hearing
- For traffic safety, do not use this unit while driving or riding

- 在铁路交叉口，站台和建筑工地如果听不到周围的声音会很危险的地方，请勿使用本机。
- 请勿在本机上放重物或施加压力，否则可能会导致本机在长期存放中发生变形。
- 请勿使本机受到过度撞击。
- 请使用柔软的干布清洁本机。
- 如果在使用本机后赶到不适，请立即停止使用本机。
- At the intersection of railways, do not use this unit if the platform and construction site cannot hear the surrounding sounds in a dangerous place.
- Do not place heavy objects or put pressure on the unit, as this may cause the unit to deform during long-term storage.
- Do not subject the unit to excessive shocks.
- Use a soft, dry cloth to clean the device.
- If you arrive at discomfort after using this unit, stop using the unit immediately.

E&C Technologies(shenzhen)co.,LTD

12D, 12th fioor, UnitB, the Red Snu Plaza,
Jian She Road, Long Hua New District,
Shenzhen City, China

FCC Caution:

This device complies with part 15 of the FCC Rules. Operation is subject to the following two conditions: (1) This device may not cause harmful interference, and (2) this device must accept any interference received, including interference that may cause undesired operation.

Any Changes or modifications not expressly approved by the party responsible for compliance could void the user's authority to operate the equipment.

Note: This equipment has been tested and found to comply with the limits for a Class B digital device, pursuant to part 15 of the FCC Rules. These limits are designed to provide reasonable protection against harmful interference in a residential installation. This equipment generates uses and can radiate radio frequency energy and, if not installed and used in accordance with the instructions, may cause harmful interference to radio communications. However, there is no guarantee that interference will not occur in a particular installation. If this equipment does cause harmful interference to radio or television reception, which can be determined by turning the equipment off and on, the user is encouraged to try to correct the interference by one or more of the following measures:

-Reorient or relocate the receiving antenna.

-Increase the separation between the equipment and receiver.

-Connect the equipment into an outlet on a circuit different from that to which the receiver is connected.

-Consult the dealer or an experienced radio/TV technician for help.

The device has been evaluated to meet general RF exposure requirement. The device can be used in portable exposure condition without restriction.