Appendix B: Test Results of Radiated Spurious Emissions & Mains Conducted Emission Test

<EUT only>

Band Edges, 2.31GHz ~ 2.5GHz

802.11b

Low Channel (Horizontal) Peak

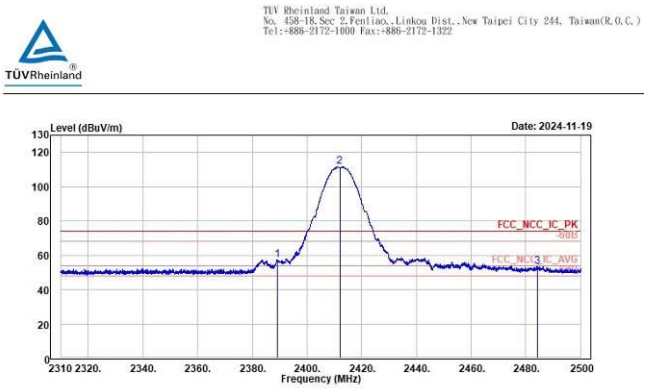

	Freq	Level	Read Level	Factor	Limit Line	Over Limit	APos	TPos	Remark	Pol/Phase	Note
	MHz	dBuV/m	dBuV	dB/m	dBuV/m	dB	cm	deg			
1	2389.04	57.19	51.34	5.85	74.00	-16.81	109	63	Peak	Horizontal	
2 *	2412.00	111.90	105.97	5.93	74.00	37.90	109	63	Peak	Horizontal	
3	2484.12	53.44	47.30	6.14	74.00	-20.56	109	63	Peak	Horizontal	

Low Channel (Vertical) Peak

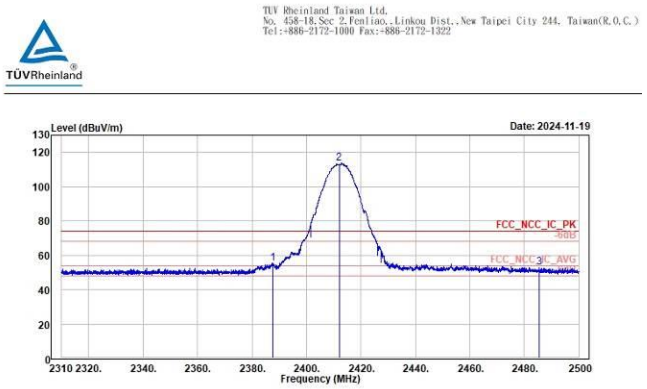

	Freq	Level	Read Level	Factor	Limit Line	Over Limit	APos	TPos	Remark	Pol/Phase	Note
	MHz	dBuV/m	dBuV	dB/m	dBuV/m	dB	cm	deg			
1	2387.48	55.32	49.48	5.84	74.00	-18.68	100	252	Peak	Vertical	
2 *	2412.00	113.50	107.57	5.93	74.00	39.50	100	252	Peak	Vertical	
3	2485.41	52.68	46.54	6.14	74.00	-21.32	100	252	Peak	Vertical	

802.11b

Low Channel (Horizontal) Average

TÜV Rheinland Taiwan Ltd.
No. 458-18, Sec 2, Fenliao., Linkou Dist., New Taipei City 244, Taiwan(R.O.C.)
Tel:+886-2172-1000 Fax:+886-2172-1322

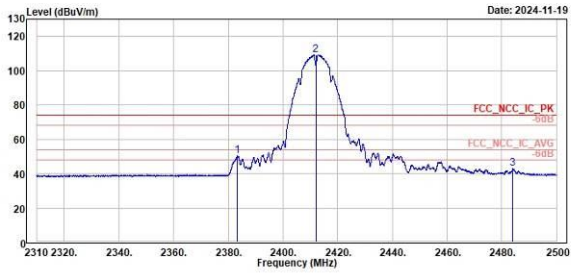

		Freq	Level	Read Level	Factor	Limit Line	Over Limit	APos	TPos	Remark	Pol/Phase	Note
		MHz	dBuV/m	dBuV	dB/m	dBuV/m	dB	cm	deg			
1	!	2383.30	50.34	44.50	5.84	54.00	-3.66	109	63	Average	Horizontal	
2	*	2412.00	109.40	103.47	5.93	54.00	55.40	109	63	Average	Horizontal	
3		2484.00	42.79	36.65	6.14	54.00	-11.21	109	63	Average	Horizontal	

Low Channel (Vertical) Average

TÜV Rheinland Taiwan Ltd.
No. 458-18, Sec 2, Fenliao., Linkou Dist., New Taipei City 244, Taiwan(R.O.C.)
Tel:+886-2172-1000 Fax:+886-2172-1322

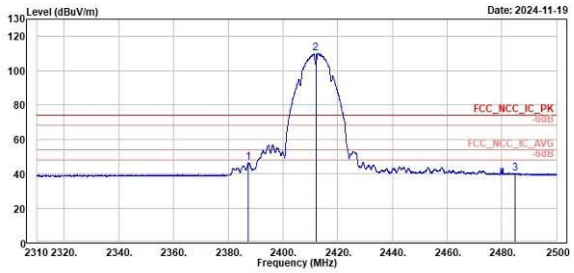

		Freq	Level	Read Level	Factor	Limit Line	Over Limit	APos	TPos	Remark	Pol/Phase	Note
		MHz	dBuV/m	dBuV	dB/m	dBuV/m	dB	cm	deg			
1		2387.22	46.23	40.39	5.84	54.00	-7.77	100	252	Average	Vertical	
2	*	2412.00	110.04	104.11	5.93	54.00	56.04	100	252	Average	Vertical	
3		2484.84	40.18	34.04	6.14	54.00	-13.82	100	252	Average	Vertical	

802.11b

Middle Channel (Horizontal) Peak

TÜV Rheinland Taiwan Ltd.
No. 458-18,Sec 2,Fenliao.,Linkou Dist.,New Taipei City 244, Taiwan(R.O.C.)
Tel:+886-2172-1000 Fax:+886-2172-1322

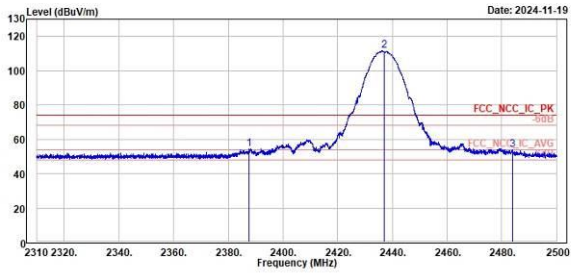

	Freq	Level	Read Level	Factor	Limit Line	Over Limit	APos	TPos	Remark	Pol/Phase	Note
	MHz	dBuV/m	dBuV	dB/m	dBuV/m	dB	cm	deg			
1	2387.75	54.20	48.35	5.85	74.00	-19.80	100	62	Peak	Horizontal	
2 *	2437.00	111.72	105.66	6.06	74.00	37.72	100	62	Peak	Horizontal	
3	2483.89	53.90	47.76	6.14	74.00	-20.10	100	62	Peak	Horizontal	

Middle Channel (Vertical) Peak

TÜV Rheinland Taiwan Ltd.
No. 458-18,Sec 2,Fenliao.,Linkou Dist.,New Taipei City 244, Taiwan(R.O.C.)
Tel:+886-2172-1000 Fax:+886-2172-1322

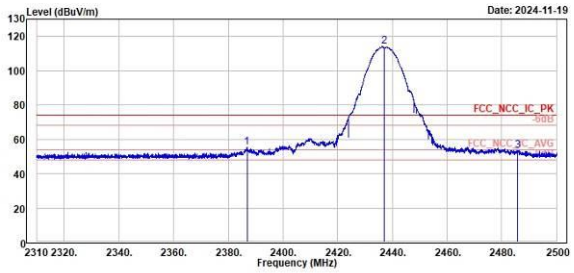

	Freq	Level	Read Level	Factor	Limit Line	Over Limit	APos	TPos	Remark	Pol/Phase	Note
	MHz	dBuV/m	dBuV	dB/m	dBuV/m	dB	cm	deg			
1	2386.84	55.24	49.40	5.84	74.00	-18.76	168	275	Peak	Vertical	
2 *	2437.00	114.01	107.95	6.06	74.00	40.01	168	275	Peak	Vertical	
3	2485.86	53.51	47.37	6.14	74.00	-20.49	168	275	Peak	Vertical	

802.11b

Middle Channel (Horizontal) Average

TÜV Rheinland Taiwan Ltd.
No. 458-18, Sec 2, Fenliao, Linkou Dist., New Taipei City 244, Taiwan(R.O.C.)
Tel:+886-2172-1000 Fax:+886-2172-1322

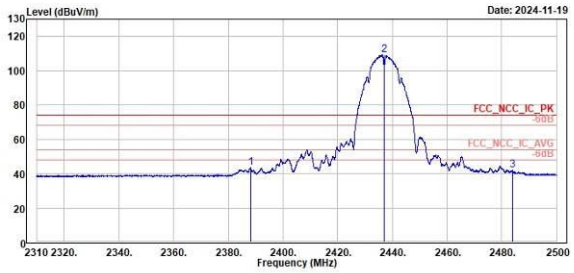

	Freq	Level	Read Level	Factor	Limit Line	Over Limit	APos	TPos	Remark	Pol/Phase	Note
	MHz	dBuV/m	dBuV	dB/m	dBuV/m	dB	cm	deg			
1	2388.20	43.33	37.48	5.85	54.00	-10.67	100	62	Average	Horizontal	
2 *	2437.00	109.18	103.12	6.06	54.00	55.18	100	62	Average	Horizontal	
3	2484.00	41.82	35.68	6.14	54.00	-12.18	100	62	Average	Horizontal	

Middle Channel (Vertical) Average

TÜV Rheinland Taiwan Ltd.
No. 458-18, Sec 2, Fenliao, Linkou Dist., New Taipei City 244, Taiwan(R.O.C.)
Tel:+886-2172-1000 Fax:+886-2172-1322

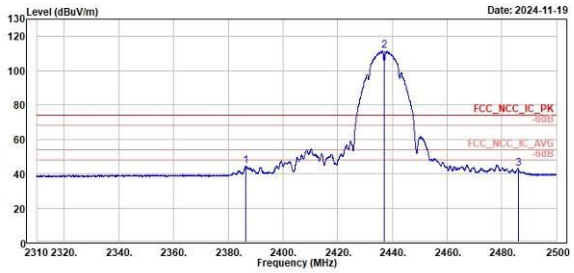

	Freq	Level	Read Level	Factor	Limit Line	Over Limit	APos	TPos	Remark	Pol/Phase	Note
	MHz	dBuV/m	dBuV	dB/m	dBuV/m	dB	cm	deg			
1	2386.23	44.57	38.73	5.84	54.00	-9.43	168	275	Average	Vertical	
2 *	2437.00	111.48	105.42	6.06	54.00	57.48	168	275	Average	Vertical	
3	2485.98	42.97	36.83	6.14	54.00	-11.03	168	275	Average	Vertical	

802.11b

High Channel (Horizontal) Peak

TÜV Rheinland Taiwan Ltd.
No. 458-18,Sec 2,Fenliao.,Linkou Dist.,New Taipei City 244, Taiwan(R.O.C.)
Tel:+886-2172-1000 Fax:+886-2172-1322

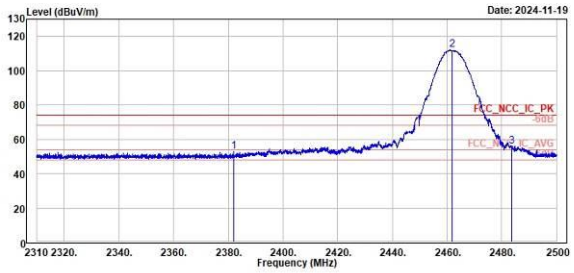

	Freq	Level	Read Level	Factor	Limit Line	Over Limit	APos	TPos	Remark	Pol/Phase	Note
	MHz	dBuV/m	dBuV	dB/m	dBuV/m	dB	cm	deg			
1	2381.93	52.64	46.82	5.82	74.00	-21.36	104	64	Peak	Horizontal	
2 *	2462.00	112.26	106.14	6.12	74.00	38.26	104	64	Peak	Horizontal	
3	2483.55	56.01	49.87	6.14	74.00	-17.99	104	64	Peak	Horizontal	

High Channel (Vertical) Peak

TÜV Rheinland Taiwan Ltd.
No. 458-18,Sec 2,Fenliao.,Linkou Dist.,New Taipei City 244, Taiwan(R.O.C.)
Tel:+886-2172-1000 Fax:+886-2172-1322

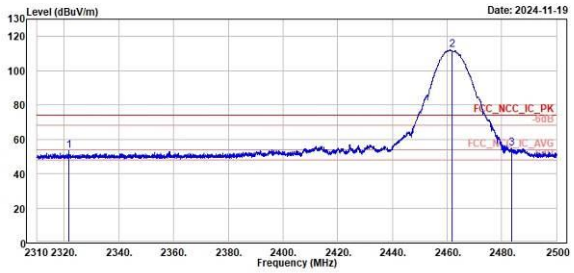

	Freq	Level	Read Level	Factor	Limit Line	Over Limit	APos	TPos	Remark	Pol/Phase	Note
	MHz	dBuV/m	dBuV	dB/m	dBuV/m	dB	cm	deg			
1	2321.78	53.40	47.79	5.61	74.00	-20.60	114	283	Peak	Vertical	
2 *	2462.00	112.26	106.14	6.12	74.00	38.26	114	283	Peak	Vertical	
3	2483.62	54.66	48.52	6.14	74.00	-19.34	114	283	Peak	Vertical	

802.11b

High Channel (Horizontal) Average

TÜV Rheinland Taiwan Ltd.
No. 458-18, Sec 2, Fenliao., Linkou Dist., New Taipei City 244, Taiwan(R.O.C.)
Tel:+886-2172-1000 Fax:+886-2172-1322

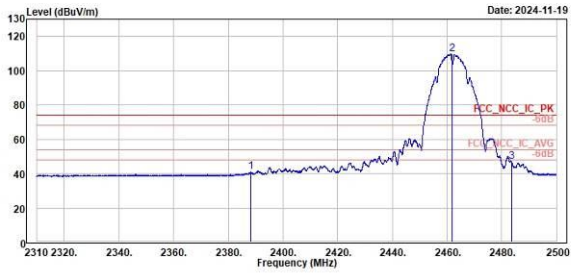

	Freq	Level	Read Level	Factor	Limit Line	Over Limit	APos	TPos	Remark	Pol/Phase	Note
	MHz	dBuV/m	dBuV	dB/m	dBuV/m	dB	cm	deg			
1	2388.24	40.97	35.12	5.85	54.00	-13.03	104	64	Average	Horizontal	
2 *	2462.00	109.77	103.65	6.12	54.00	55.77	104	64	Average	Horizontal	
3	2483.51	46.83	40.69	6.14	54.00	-7.17	104	64	Average	Horizontal	

High Channel (Vertical) Average

TÜV Rheinland Taiwan Ltd.
No. 458-18, Sec 2, Fenliao., Linkou Dist., New Taipei City 244, Taiwan(R.O.C.)
Tel:+886-2172-1000 Fax:+886-2172-1322

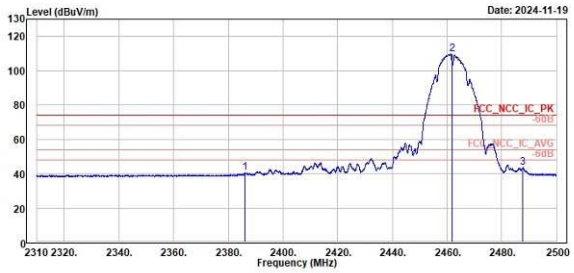

	Freq	Level	Read Level	Factor	Limit Line	Over Limit	APos	TPos	Remark	Pol/Phase	Note
	MHz	dBuV/m	dBuV	dB/m	dBuV/m	dB	cm	deg			
1	2386.00	40.46	34.62	5.84	54.00	-13.54	114	283	Average	Vertical	
2 *	2462.00	109.72	103.60	6.12	54.00	55.72	114	283	Average	Vertical	
3	2487.76	43.38	37.24	6.14	54.00	-10.62	114	283	Average	Vertical	

802.11g

Low Channel (Horizontal) Peak

TÜV Rheinland Taiwan Ltd.
No. 458-18, Sec 2, Fenliao., Linkou Dist., New Taipei City 244, Taiwan(R.O.C.)
Tel:+886-2172-1000 Fax:+886-2172-1322

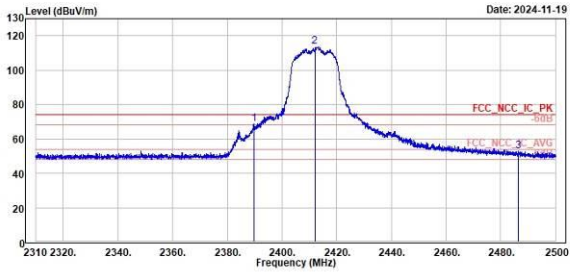

	Freq	Level	Read Level	Factor	Limit Line	Over Limit	APos	TPos	Remark	Pol/Phase	Note
	MHz	dBuV/m	dBuV	dB/m	dBuV/m	dB	cm	deg			
1 !	2389.80	68.89	63.04	5.85	74.00	-5.11	110	60	Peak	Horizontal	
2 *	2412.00	113.63	107.70	5.93	74.00	39.63	110	60	Peak	Horizontal	
3	2486.43	53.10	46.96	6.14	74.00	-20.90	110	60	Peak	Horizontal	

Low Channel (Vertical) Peak

TÜV Rheinland Taiwan Ltd.
No. 458-18, Sec 2, Fenliao., Linkou Dist., New Taipei City 244, Taiwan(R.O.C.)
Tel:+886-2172-1000 Fax:+886-2172-1322

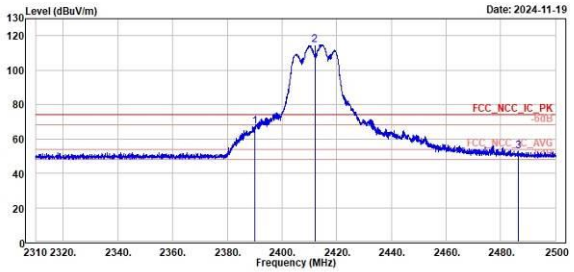

	Freq	Level	Read Level	Factor	Limit Line	Over Limit	APos	TPos	Remark	Pol/Phase	Note
	MHz	dBuV/m	dBuV	dB/m	dBuV/m	dB	cm	deg			
1	2389.99	67.12	61.27	5.85	74.00	-6.88	346	245	Peak	Vertical	
2 *	2412.00	114.89	108.96	5.93	74.00	40.89	346	245	Peak	Vertical	
3	2486.55	53.04	46.90	6.14	74.00	-20.96	346	245	Peak	Vertical	

802.11g

Low Channel (Horizontal) Average

TÜV Rheinland Taiwan Ltd.
No. 458-18, Sec 2, Fenliao., Linkou Dist., New Taipei City 244, Taiwan(R.O.C.)
Tel:+886-2172-1000 Fax:+886-2172-1322

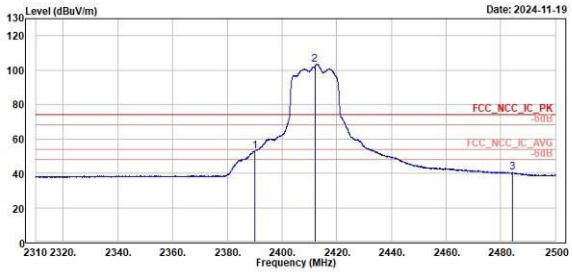

		Freq	Level	Read Level	Factor	Limit Line	Over Limit	APos	TPos	Remark	Pol/Phase	Note
		MHz	dBuV/m	dBuV	dB/m	dBuV/m	dB	cm	deg			
1	!	2389.95	52.84	46.99	5.85	54.00	-1.16	110	60	Average	Horizontal	
2	*	2412.00	103.51	97.58	5.93	54.00	49.51	110	60	Average	Horizontal	
3		2484.19	40.29	34.15	6.14	54.00	-13.71	110	60	Average	Horizontal	

Low Channel (Vertical) Average

TÜV Rheinland Taiwan Ltd.
No. 458-18, Sec 2, Fenliao., Linkou Dist., New Taipei City 244, Taiwan(R.O.C.)
Tel:+886-2172-1000 Fax:+886-2172-1322

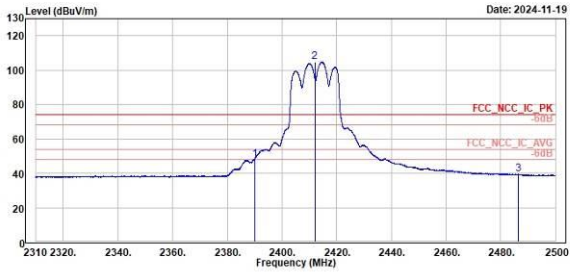

		Freq	Level	Read Level	Factor	Limit Line	Over Limit	APos	TPos	Remark	Pol/Phase	Note
		MHz	dBuV/m	dBuV	dB/m	dBuV/m	dB	cm	deg			
1	!	2389.99	48.10	42.25	5.85	54.00	-5.90	346	245	Average	Vertical	
2	*	2412.00	104.85	98.92	5.93	54.00	50.85	346	245	Average	Vertical	
3		2486.43	39.39	33.25	6.14	54.00	-14.61	346	245	Average	Vertical	

802.11g

Middle Channel (Horizontal) Peak

TÜV Rheinland Taiwan Ltd.
No. 458-18,Sec 2,Fenliao.,Linkou Dist.,New Taipei City 244, Taiwan(R.O.C.)
Tel:+886-2172-1000 Fax:+886-2172-1322

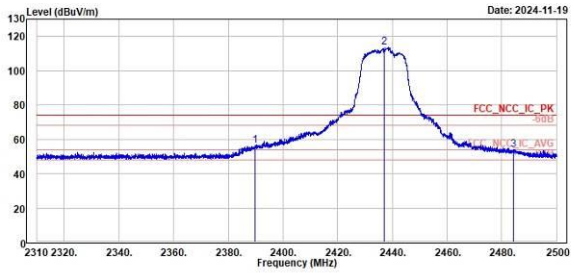

	Freq	Level	Read Level	Factor	Limit Line	Over Limit	APos	TPos	Remark	Pol/Phase	Note
	MHz	dBuV/m	dBuV	dB/m	dBuV/m	dB	cm	deg			
1	2389.76	56.28	50.43	5.85	74.00	-17.72	115	62	Peak	Horizontal	
2 *	2437.00	113.50	107.44	6.06	74.00	39.50	115	62	Peak	Horizontal	
3	2484.19	53.93	47.79	6.14	74.00	-20.07	115	62	Peak	Horizontal	

Middle Channel (Vertical) Peak

TÜV Rheinland Taiwan Ltd.
No. 458-18,Sec 2,Fenliao.,Linkou Dist.,New Taipei City 244, Taiwan(R.O.C.)
Tel:+886-2172-1000 Fax:+886-2172-1322

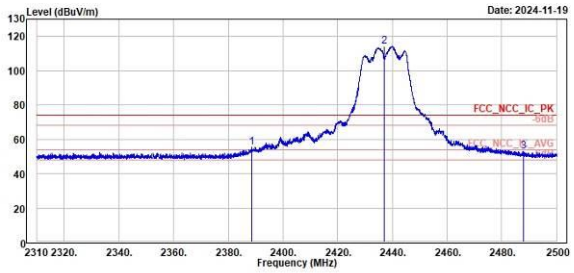

	Freq	Level	Read Level	Factor	Limit Line	Over Limit	APos	TPos	Remark	Pol/Phase	Note
	MHz	dBuV/m	dBuV	dB/m	dBuV/m	dB	cm	deg			
1	2388.51	55.52	49.67	5.85	74.00	-18.48	335	247	Peak	Vertical	
2 *	2437.00	114.08	108.02	6.06	74.00	40.08	335	247	Peak	Vertical	
3	2488.11	53.13	46.99	6.14	74.00	-20.87	335	247	Peak	Vertical	

802.11g

Middle Channel (Horizontal) Average

TÜV Rheinland Taiwan Ltd.
No. 458-18,Sec 2,Fenliao.,Linkou Dist.,New Taipei City 244, Taiwan(R.O.C.)
Tel:+886-2172-1000 Fax:+886-2172-1322

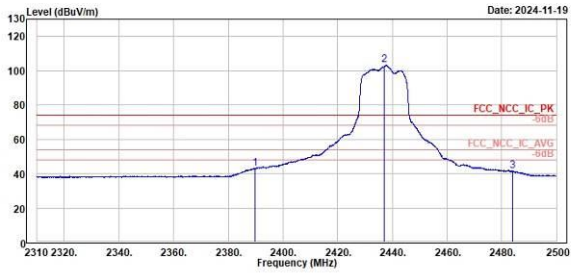

	Freq	Level	Read Level	Factor	Limit Line	Over Limit	APos	TPos	Remark	Pol/Phase	Note
	MHz	dBuV/m	dBuV	dB/m	dBuV/m	dB	cm	deg			
1	2389.91	43.03	37.18	5.85	54.00	-10.97	115	62	Average	Horizontal	
2 *	2437.00	103.16	97.10	6.06	54.00	49.16	115	62	Average	Horizontal	
3	2483.85	41.50	35.36	6.14	54.00	-12.50	115	62	Average	Horizontal	

Middle Channel (Vertical) Average

TÜV Rheinland Taiwan Ltd.
No. 458-18,Sec 2,Fenliao.,Linkou Dist.,New Taipei City 244, Taiwan(R.O.C.)
Tel:+886-2172-1000 Fax:+886-2172-1322

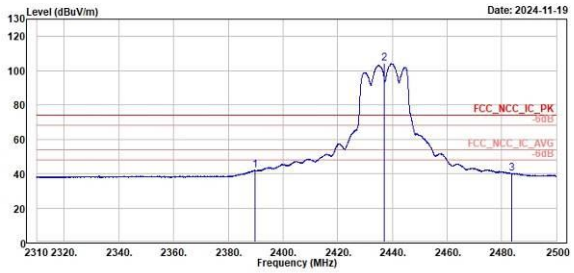

	Freq	Level	Read Level	Factor	Limit Line	Over Limit	APos	TPos	Remark	Pol/Phase	Note
	MHz	dBuV/m	dBuV	dB/m	dBuV/m	dB	cm	deg			
1	2389.88	41.90	36.05	5.85	54.00	-12.10	335	247	Average	Vertical	
2 *	2437.00	104.06	98.00	6.06	54.00	50.06	335	247	Average	Vertical	
3	2483.51	40.26	34.12	6.14	54.00	-13.74	335	247	Average	Vertical	

802.11g

High Channel (Horizontal) Peak

TÜV Rheinland Taiwan Ltd.
No. 458-18, Sec 2, Fenliao., Linkou Dist., New Taipei City 244, Taiwan(R.O.C.)
Tel:+886-2172-1000 Fax:+886-2172-1322

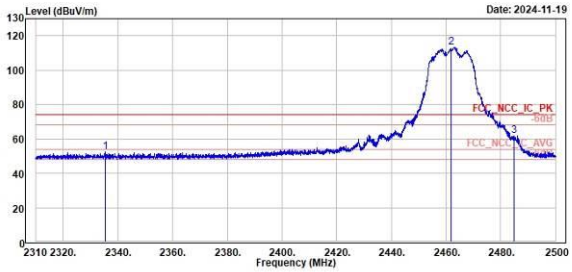

	Freq	Level	Read Level	Factor	Limit Line	Over Limit	APos	TPos	Remark	Pol/Phase	Note
	MHz	dBuV/m	dBuV	dB/m	dBuV/m	dB	cm	deg			
1	2335.38	52.16	46.49	5.67	74.00	-21.84	100	63	Peak	Horizontal	
2 *	2462.00	113.30	107.18	6.12	74.00	39.30	100	63	Peak	Horizontal	
3	2484.91	61.84	55.70	6.14	74.00	-12.16	100	63	Peak	Horizontal	

High Channel (Vertical) Peak

TÜV Rheinland Taiwan Ltd.
No. 458-18, Sec 2, Fenliao., Linkou Dist., New Taipei City 244, Taiwan(R.O.C.)
Tel:+886-2172-1000 Fax:+886-2172-1322

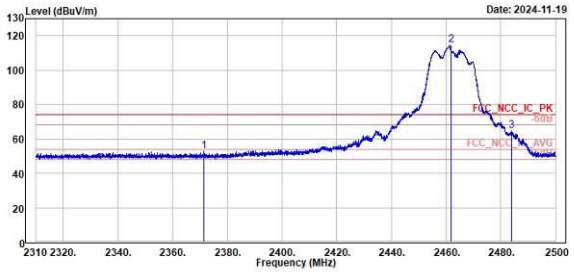

	Freq	Level	Read Level	Factor	Limit Line	Over Limit	APos	TPos	Remark	Pol/Phase	Note
	MHz	dBuV/m	dBuV	dB/m	dBuV/m	dB	cm	deg			
1	2371.60	52.87	47.07	5.80	74.00	-21.13	242	296	Peak	Vertical	
2 *	2462.00	114.48	108.36	6.12	74.00	40.48	242	296	Peak	Vertical	
3	2483.96	64.63	58.49	6.14	74.00	-9.37	242	296	Peak	Vertical	

802.11g

High Channel (Horizontal) Average

TÜV Rheinland Taiwan Ltd.
No. 458-18, Sec 2, Fenliao., Linkou Dist., New Taipei City 244, Taiwan(R.O.C.)
Tel:+886-2172-1000 Fax:+886-2172-1322

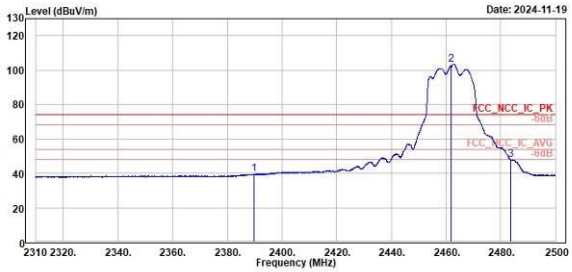

	Freq	Level	Read Level	Factor	Limit Line	Over Limit	APos	TPos	Remark	Pol/Phase	Note
	MHz	dBuV/m	dBuV	dB/m	dBuV/m	dB	cm	deg			
1	2389.84	39.31	33.46	5.85	54.00	-14.69	100	63	Average	Horizontal	
2 *	2462.00	103.54	97.42	6.12	54.00	49.54	100	63	Average	Horizontal	
3	2483.51	47.93	41.79	6.14	54.00	-6.07	100	63	Average	Horizontal	

High Channel (Vertical) Average

TÜV Rheinland Taiwan Ltd.
No. 458-18, Sec 2, Fenliao., Linkou Dist., New Taipei City 244, Taiwan(R.O.C.)
Tel:+886-2172-1000 Fax:+886-2172-1322

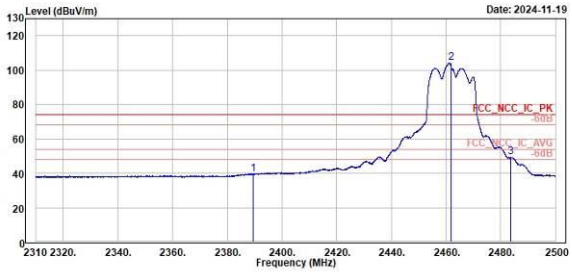

	Freq	Level	Read Level	Factor	Limit Line	Over Limit	APos	TPos	Remark	Pol/Phase	Note
	MHz	dBuV/m	dBuV	dB/m	dBuV/m	dB	cm	deg			
1	2389.53	39.68	33.83	5.85	54.00	-14.32	242	296	Average	Vertical	
2 *	2462.00	104.05	97.93	6.12	54.00	50.05	242	296	Average	Vertical	
3 !	2483.66	49.20	43.06	6.14	54.00	-4.80	242	296	Average	Vertical	

802.11ax HE20

Low Channel (Horizontal) Peak

TÜV Rheinland Taiwan Ltd.
No. 458-18, Sec 2, Fenliao., Linkou Dist., New Taipei City 244, Taiwan(R.O.C.)
Tel:+886-2172-1000 Fax:+886-2172-1322

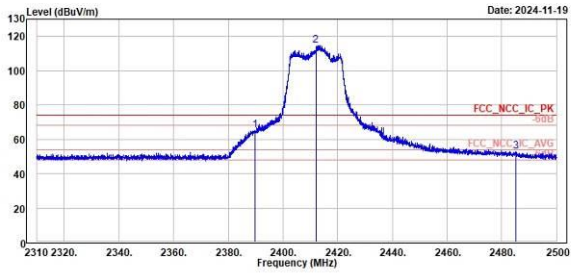

	Freq	Level	Read Level	Factor	Limit Line	Over Limit	APos	TPos	Remark	Pol/Phase	Note
	MHz	dBuV/m	dBuV	dB/m	dBuV/m	dB	cm	deg			
1	2389.88	65.33	59.48	5.85	74.00	-8.67	100	65	Peak	Horizontal	
2 *	2412.00	114.72	108.79	5.93	74.00	40.72	100	65	Peak	Horizontal	
3	2485.03	52.91	46.77	6.14	74.00	-21.09	100	65	Peak	Horizontal	

Low Channel (Vertical) Peak

TÜV Rheinland Taiwan Ltd.
No. 458-18, Sec 2, Fenliao., Linkou Dist., New Taipei City 244, Taiwan(R.O.C.)
Tel:+886-2172-1000 Fax:+886-2172-1322

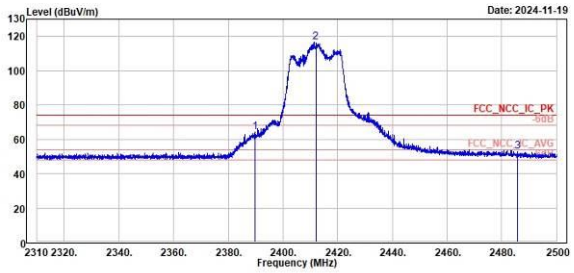

	Freq	Level	Read Level	Factor	Limit Line	Over Limit	APos	TPos	Remark	Pol/Phase	Note
	MHz	dBuV/m	dBuV	dB/m	dBuV/m	dB	cm	deg			
1	2389.65	64.29	58.44	5.85	74.00	-9.71	170	281	Peak	Vertical	
2 *	2412.00	116.69	110.76	5.93	74.00	42.69	170	281	Peak	Vertical	
3	2485.75	52.71	46.57	6.14	74.00	-21.29	170	281	Peak	Vertical	

802.11ax HE20

Low Channel (Horizontal) Average

TÜV Rheinland Taiwan Ltd.
No. 458-18,Sec 2,Fenliao.,Linkou Dist.,New Taipei City 244, Taiwan(R.O.C.)
Tel:+886-2172-1000 Fax:+886-2172-1322

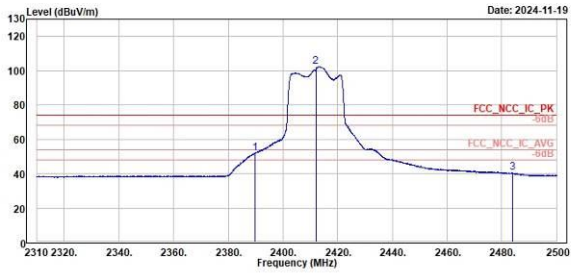

		Freq	Level	Read Level	Factor	Limit Line	Over Limit	APos	TPos	Remark	Pol/Phase	Note
		MHz	dBuV/m	dBuV	dB/m	dBuV/m	dB	cm	deg			
1	!	2389.84	52.09	46.24	5.85	54.00	-1.91	100	65	Average	Horizontal	
2	*	2412.00	102.33	96.40	5.93	54.00	48.33	100	65	Average	Horizontal	
3		2483.77	40.42	34.28	6.14	54.00	-13.58	100	65	Average	Horizontal	

Low Channel (Vertical) Average

TÜV Rheinland Taiwan Ltd.
No. 458-18,Sec 2,Fenliao.,Linkou Dist.,New Taipei City 244, Taiwan(R.O.C.)
Tel:+886-2172-1000 Fax:+886-2172-1322

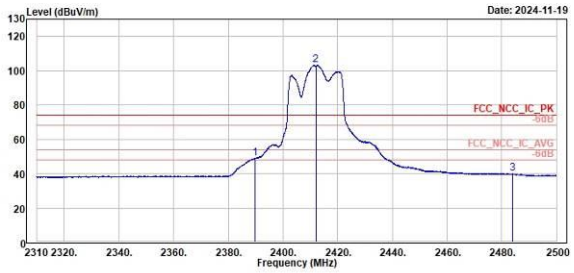

		Freq	Level	Read Level	Factor	Limit Line	Over Limit	APos	TPos	Remark	Pol/Phase	Note
		MHz	dBuV/m	dBuV	dB/m	dBuV/m	dB	cm	deg			
1	!	2389.84	49.06	43.21	5.85	54.00	-4.94	170	281	Average	Vertical	
2	*	2412.00	103.31	97.38	5.93	54.00	49.31	170	281	Average	Vertical	
3		2483.85	39.89	33.75	6.14	54.00	-14.11	170	281	Average	Vertical	

802.11ax HE20

Middle Channel (Horizontal) Peak

TÜV Rheinland Taiwan Ltd.
No. 458-18,Sec 2,Fenliao.,Linkou Dist.,New Taipei City 244, Taiwan(R.O.C.)
Tel:+886-2172-1000 Fax:+886-2172-1322

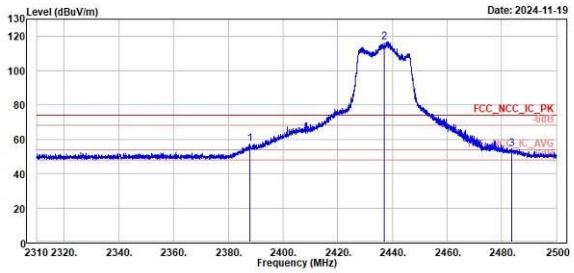

	Freq	Level	Read Level	Factor	Limit Line	Over Limit	APos	TPos	Remark	Pol/Phase	Note
	MHz	dBuV/m	dBuV	dB/m	dBuV/m	dB	cm	deg			
1	2387.79	57.58	51.73	5.85	74.00	-16.42	100	62	Peak	Horizontal	
2 *	2437.00	116.68	110.62	6.06	74.00	42.68	100	62	Peak	Horizontal	
3	2483.62	54.36	48.22	6.14	74.00	-19.64	100	62	Peak	Horizontal	

Middle Channel (Vertical) Peak

TÜV Rheinland Taiwan Ltd.
No. 458-18,Sec 2,Fenliao.,Linkou Dist.,New Taipei City 244, Taiwan(R.O.C.)
Tel:+886-2172-1000 Fax:+886-2172-1322

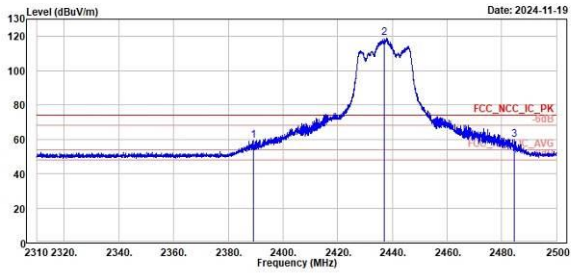

	Freq	Level	Read Level	Factor	Limit Line	Over Limit	APos	TPos	Remark	Pol/Phase	Note
	MHz	dBuV/m	dBuV	dB/m	dBuV/m	dB	cm	deg			
1	2389.27	59.10	53.25	5.85	74.00	-14.90	167	281	Peak	Vertical	
2 *	2437.00	119.17	113.11	6.06	74.00	45.17	167	281	Peak	Vertical	
3	2484.69	59.99	53.85	6.14	74.00	-14.01	167	281	Peak	Vertical	

802.11ax HE 20

Middle Channel (Horizontal) Average

TÜV Rheinland Taiwan Ltd.
No. 458-18,Sec 2,Fenliao.,Linkou Dist.,New Taipei City 244, Taiwan(R.O.C.)
Tel:+886-2172-1000 Fax:+886-2172-1322

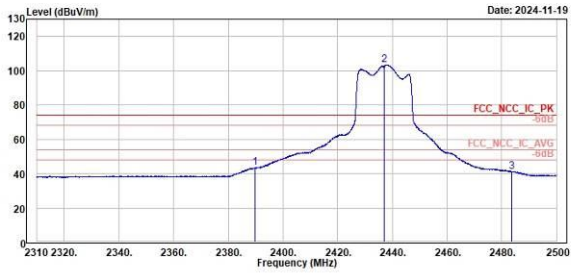

	Freq	Level	Read Level	Factor	Limit Line	Over Limit	APos	TPos	Remark	Pol/Phase	Note
	MHz	dBuV/m	dBuV	dB/m	dBuV/m	dB	cm	deg			
1	2389.91	43.38	37.53	5.85	54.00	-10.62	100	62	Average	Horizontal	
2 *	2437.00	103.40	97.34	6.06	54.00	49.40	100	62	Average	Horizontal	
3	2483.70	41.26	35.12	6.14	54.00	-12.74	100	62	Average	Horizontal	

Middle Channel (Vertical) Average

TÜV Rheinland Taiwan Ltd.
No. 458-18,Sec 2,Fenliao.,Linkou Dist.,New Taipei City 244, Taiwan(R.O.C.)
Tel:+886-2172-1000 Fax:+886-2172-1322

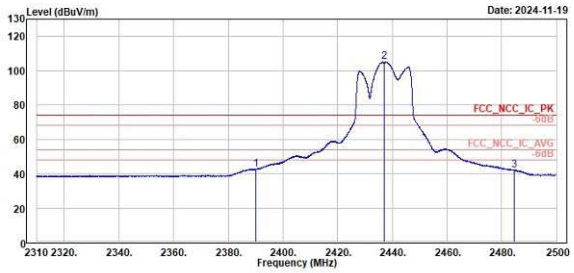

	Freq	Level	Read Level	Factor	Limit Line	Over Limit	APos	TPos	Remark	Pol/Phase	Note
	MHz	dBuV/m	dBuV	dB/m	dBuV/m	dB	cm	deg			
1	2389.99	42.64	36.79	5.85	54.00	-11.36	167	281	Average	Vertical	
2 *	2437.00	105.12	99.06	6.06	54.00	51.12	167	281	Average	Vertical	
3	2484.57	42.15	36.01	6.14	54.00	-11.85	167	281	Average	Vertical	

802.11ax HE20

High Channel (Horizontal) Peak

TÜV Rheinland Taiwan Ltd.
No. 458-18, Sec 2, Fenliao., Linkou Dist., New Taipei City 244, Taiwan(R.O.C.)
Tel:+886-2172-1000 Fax:+886-2172-1322

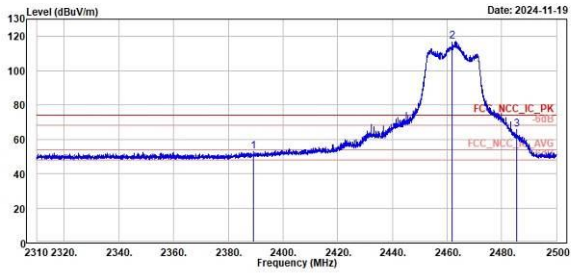

	Freq	Level	Read Level	Factor	Limit Line	Over Limit	APos	TPos	Remark	Pol/Phase	Note
	MHz	dBuV/m	dBuV	dB/m	dBuV/m	dB	cm	deg			
1	2389.27	52.71	46.86	5.85	74.00	-21.29	100	62	Peak	Horizontal	
2 *	2462.00	117.00	110.88	6.12	74.00	43.00	100	62	Peak	Horizontal	
3	2485.52	65.96	59.82	6.14	74.00	-8.04	100	62	Peak	Horizontal	

High Channel (Vertical) Peak

TÜV Rheinland Taiwan Ltd.
No. 458-18, Sec 2, Fenliao., Linkou Dist., New Taipei City 244, Taiwan(R.O.C.)
Tel:+886-2172-1000 Fax:+886-2172-1322

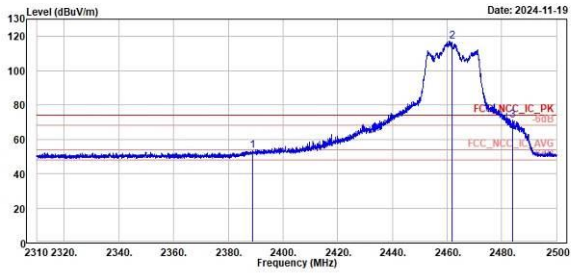

	Freq	Level	Read Level	Factor	Limit Line	Over Limit	APos	TPos	Remark	Pol/Phase	Note
	MHz	dBuV/m	dBuV	dB/m	dBuV/m	dB	cm	deg			
1	2388.93	53.48	47.63	5.85	74.00	-20.52	171	300	Peak	Vertical	
2 *	2462.00	117.23	111.11	6.12	74.00	43.23	171	300	Peak	Vertical	
3 !	2483.81	71.04	64.90	6.14	74.00	-2.96	171	300	Peak	Vertical	

802.11ax HE20

High Channel (Horizontal) Average

TÜV Rheinland Taiwan Ltd.
No. 458-18, Sec 2, Fenliao, Linkou Dist., New Taipei City 244, Taiwan(R.O.C.)
Tel:+886-2172-1000 Fax:+886-2172-1322

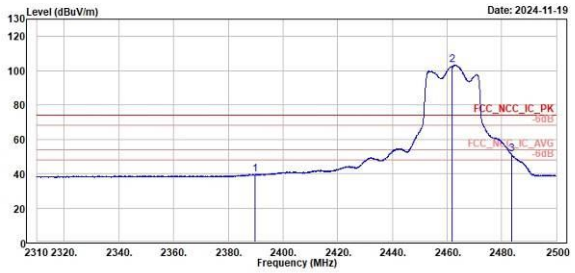

		Freq	Level	Read Level	Factor	Limit Line	Over Limit	APos	TPos	Remark	Pol/Phase	Note
		MHz	dBuV/m	dBuV	dB/m	dBuV/m	dB	cm	deg			
1		2389.84	39.51	33.66	5.85	54.00	-14.49	100	62	Average	Horizontal	
2	*	2462.00	103.48	97.36	6.12	54.00	49.48	100	62	Average	Horizontal	
3	!	2483.51	51.25	45.11	6.14	54.00	-2.75	100	62	Average	Horizontal	

High Channel (Vertical) Average

TÜV Rheinland Taiwan Ltd.
No. 458-18, Sec 2, Fenliao, Linkou Dist., New Taipei City 244, Taiwan(R.O.C.)
Tel:+886-2172-1000 Fax:+886-2172-1322

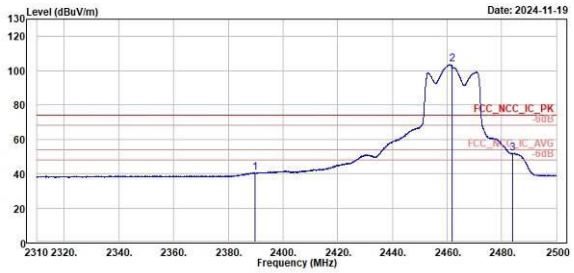

		Freq	Level	Read Level	Factor	Limit Line	Over Limit	APos	TPos	Remark	Pol/Phase	Note
		MHz	dBuV/m	dBuV	dB/m	dBuV/m	dB	cm	deg			
1		2389.76	40.52	34.67	5.85	54.00	-13.48	171	300	Average	Vertical	
2	*	2462.00	103.60	97.48	6.12	54.00	49.60	171	300	Average	Vertical	
3	!	2483.96	51.93	45.79	6.14	54.00	-2.07	171	300	Average	Vertical	

Spurious Emissions, Tx Mode, 9kHz ~ 30MHz

802.11ax HE20

Middle Channel(Open) 9kHz~150kHz

TÜVRheinland

TUV Rheinland Taiwan Ltd.
No. 458-18,Sec 2,Fenliao.,Linkou Dist.,New Taipei City 244, Taiwan(R.O.C.)
Tel:+886-2172-1000 Fax:+886-2172-1322

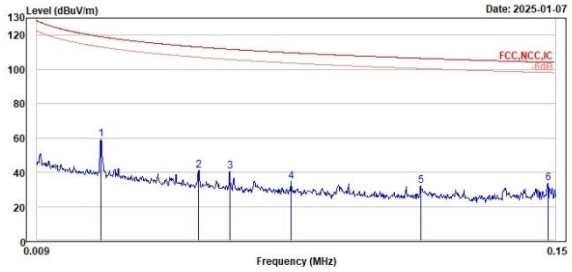

	Freq	Level	Read Level	Factor	Limit Line	Over Limit	APos	TPos	Remark	Pol/Phase	Note
	MHz	dBuV/m	dBuV	dB/m	dBuV/m	dB	cm	deg			
1	0.03	59.53	39.85	19.68	119.13	-59.60	100	360	Peak	Open	
2	0.05	41.01	22.06	18.95	113.11	-72.10	100	74	Peak	Open	
3	0.06	40.69	21.90	18.79	111.82	-71.13	100	323	Peak	Open	
4	0.08	34.42	15.96	18.46	109.74	-75.32	100	88	Peak	Open	
5	0.11	32.09	14.04	18.05	106.51	-74.42	100	264	Peak	Open	
6	0.15	33.75	15.60	18.15	104.20	-70.45	100	128	Peak	Open	

Middle Channel(Open) 150kHz~30MHz

TÜVRheinland

TUV Rheinland Taiwan Ltd.
No. 458-18,Sec 2,Fenliao.,Linkou Dist.,New Taipei City 244, Taiwan(R.O.C.)
Tel:+886-2172-1000 Fax:+886-2172-1322

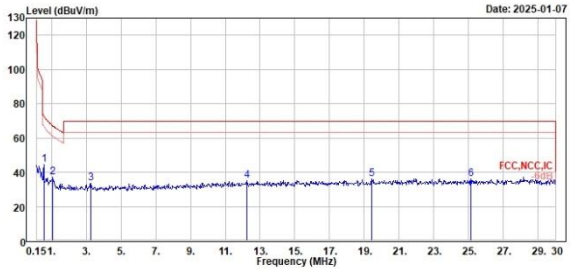

	Freq	Level	Read Level	Factor	Limit Line	Over Limit	APos	TPos	Remark	Pol/Phase	Note
	MHz	dBuV/m	dBuV	dB/m	dBuV/m	dB	cm	deg			
1	0.57	44.44	25.74	18.70	72.52	-28.08	100	148	Peak	Open	
2	1.08	37.09	18.39	18.70	66.97	-29.88	100	7	Peak	Open	
3	3.28	33.62	14.73	18.89	69.50	-35.88	100	337	Peak	Open	
4	12.24	35.13	13.82	21.31	69.50	-34.37	100	144	Peak	Open	
5	19.40	36.13	13.81	22.32	69.50	-33.37	100	42	Peak	Open	
6	25.13	36.30	13.75	22.55	69.50	-33.20	100	98	Peak	Open	

Spurious Emissions, Tx Mode, 30MHz ~ 1GHz

802.11ax HE20

Middle Channel (Horizontal)

TÜV Rheinland Taiwan Ltd.
No. 458-18, Sec 2, Fenliao., Linkou Dist., New Taipei City 244, Taiwan(R.O.C.)
Tel:+886-2172-1000 Fax:+886-2172-1322

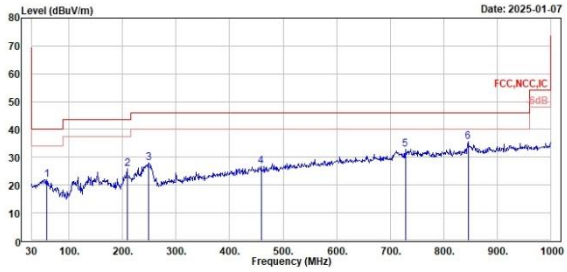

	Freq	Level	Read Level	Factor	Limit Line	Over Limit	APos	TPos	Remark	Pol/Phase	Note
	MHz	dBuV/m	dBuV	dB/m	dBuV/m	dB	cm	deg			
1	58.13	22.02	29.32	-7.30	40.00	-17.98	100	66	Peak	Horizontal	
2	208.48	25.90	35.64	-9.74	43.50	-17.60	200	96	Peak	Horizontal	
3	249.22	27.93	35.59	-7.66	46.00	-18.07	100	204	Peak	Horizontal	
4	458.74	26.82	29.64	-2.82	46.00	-19.18	300	66	Peak	Horizontal	
5	728.40	32.93	30.78	2.15	46.00	-13.07	200	133	Peak	Horizontal	
6	845.77	35.44	31.21	4.23	46.00	-10.56	200	168	Peak	Horizontal	

Middle Channel (Vertical)

TÜV Rheinland Taiwan Ltd.
No. 458-18, Sec 2, Fenliao., Linkou Dist., New Taipei City 244, Taiwan(R.O.C.)
Tel:+886-2172-1000 Fax:+886-2172-1322

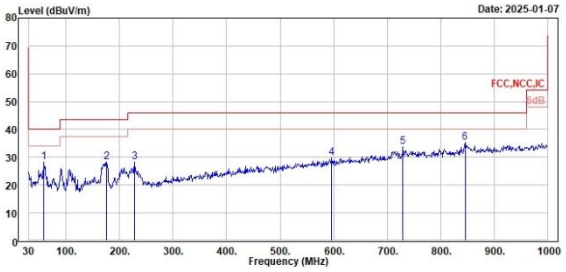

	Freq	Level	Read Level	Factor	Limit Line	Over Limit	APos	TPos	Remark	Pol/Phase	Note
	MHz	dBuV/m	dBuV	dB/m	dBuV/m	dB	cm	deg			
1	58.13	28.37	35.67	-7.30	40.00	-11.63	100	83	Peak	Vertical	
2	175.50	28.19	35.41	-7.22	43.50	-15.31	100	282	Peak	Vertical	
3	227.88	28.31	36.95	-8.64	46.00	-17.69	100	80	Peak	Vertical	
4	596.48	29.89	29.74	0.15	46.00	-16.11	200	234	Peak	Vertical	
5	729.37	33.87	31.72	2.15	46.00	-12.13	100	337	Peak	Vertical	
6	845.77	35.42	31.19	4.23	46.00	-10.58	200	108	Peak	Vertical	

Spurious Emissions, Tx Mode, 1GHz ~ 26.5GHz

802.11b

Low Channel (Horizontal)

TÜV Rheinland Taiwan Ltd.
No. 458-18, Sec 2, Fenliao., Linkou Dist., New Taipei City 244, Taiwan(R.O.C.)
Tel:+886-2172-1000 Fax:+886-2172-1322

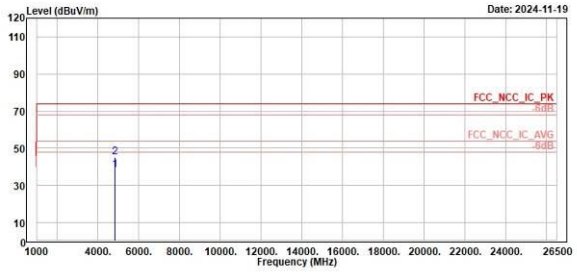

	Freq	Level	Read Level	Factor	Limit Line	Over Limit	APos	TPos	Remark	Pol/Phase	Note
	MHz	dBuV/m	dBuV	dB/m	dBuV/m	dB	cm	deg			
1	4824.00	38.16	28.35	9.81	54.00	-15.84	300	162	Average	Horizontal	
2	4824.00	45.32	35.51	9.81	74.00	-28.68	300	162	Peak	Horizontal	

Low Channel (Vertical)

TÜV Rheinland Taiwan Ltd.
No. 458-18, Sec 2, Fenliao., Linkou Dist., New Taipei City 244, Taiwan(R.O.C.)
Tel:+886-2172-1000 Fax:+886-2172-1322

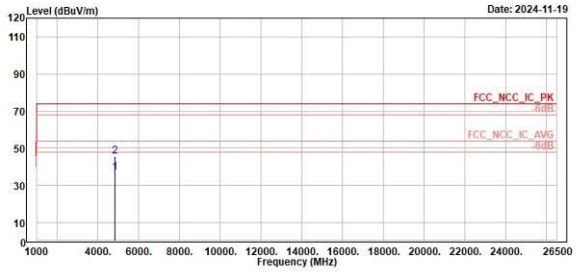

	Freq	Level	Read Level	Factor	Limit Line	Over Limit	APos	TPos	Remark	Pol/Phase	Note
	MHz	dBuV/m	dBuV	dB/m	dBuV/m	dB	cm	deg			
1	4824.00	37.13	27.32	9.81	54.00	-16.87	100	77	Average	Vertical	
2	4824.00	45.64	35.83	9.81	74.00	-28.36	100	77	Peak	Vertical	

802.11b

Middle Channel (Horizontal)

TÜV Rheinland Taiwan Ltd.
No. 458-18, Sec 2, Fenliao., Linkou Dist., New Taipei City 244, Taiwan(R.O.C.)
Tel:+886-2172-1000 Fax:+886-2172-1322

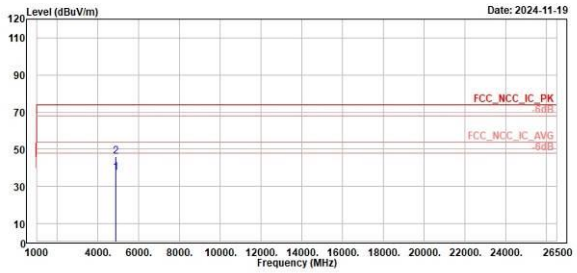

	Freq	Level	Read Level	Factor	Limit Line	Over Limit	APos	TPos	Remark	Pol/Phase	Note
	MHz	dBuV/m	dBuV	dB/m	dBuV/m	dB	cm	deg			
1	4874.00	37.62	27.75	9.87	54.00	-16.38	200	155	Average	Horizontal	
2	4874.00	46.30	36.43	9.87	74.00	-27.70	200	155	Peak	Horizontal	

Middle Channel (Vertical)

TÜV Rheinland Taiwan Ltd.
No. 458-18, Sec 2, Fenliao., Linkou Dist., New Taipei City 244, Taiwan(R.O.C.)
Tel:+886-2172-1000 Fax:+886-2172-1322

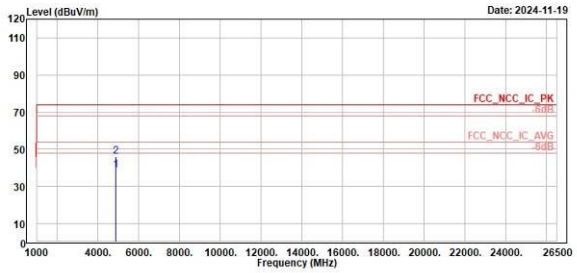

	Freq	Level	Read Level	Factor	Limit Line	Over Limit	APos	TPos	Remark	Pol/Phase	Note
	MHz	dBuV/m	dBuV	dB/m	dBuV/m	dB	cm	deg			
1	4874.00	38.58	28.71	9.87	54.00	-15.42	200	360	Average	Vertical	
2	4874.00	45.97	36.10	9.87	74.00	-28.03	200	360	Peak	Vertical	

802.11b

High Channel (Horizontal)

TÜV Rheinland Taiwan Ltd.
No. 458-18, Sec 2, Fenliao, Linkou Dist., New Taipei City 244, Taiwan(R.O.C.)
Tel:+886-2172-1000 Fax:+886-2172-1322

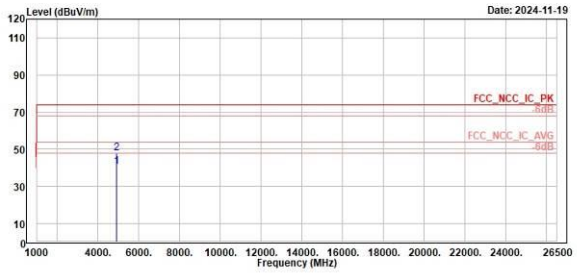

	Freq	Level	Read Level	Factor	Limit Line	Over Limit	APos	TPos	Remark	Pol/Phase	Note
	MHz	dBuV/m	dBuV	dB/m	dBuV/m	dB	cm	deg			
1	4924.00	40.62	30.60	10.02	54.00	-13.38	300	194	Average	Horizontal	
2	4924.00	48.10	38.08	10.02	74.00	-25.90	300	194	Peak	Horizontal	

High Channel (Vertical)

TÜV Rheinland Taiwan Ltd.
No. 458-18, Sec 2, Fenliao, Linkou Dist., New Taipei City 244, Taiwan(R.O.C.)
Tel:+886-2172-1000 Fax:+886-2172-1322

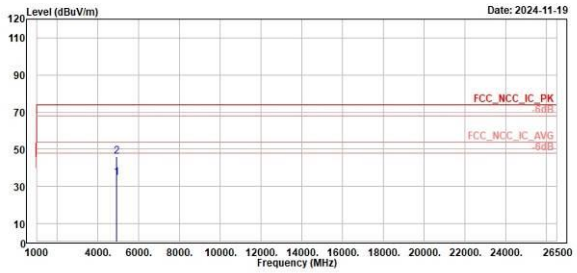

	Freq	Level	Read Level	Factor	Limit Line	Over Limit	APos	TPos	Remark	Pol/Phase	Note
	MHz	dBuV/m	dBuV	dB/m	dBuV/m	dB	cm	deg			
1	4924.00	34.89	24.87	10.02	54.00	-19.11	280	360	Average	Vertical	
2	4924.00	46.04	36.02	10.02	74.00	-27.96	280	360	Peak	Vertical	

802.11g

Low Channel (Horizontal)

TÜV Rheinland Taiwan Ltd.
No. 458-18, Sec 2, Fenliao., Linkou Dist., New Taipei City 244, Taiwan(R.O.C.)
Tel:+886-2172-1000 Fax:+886-2172-1322

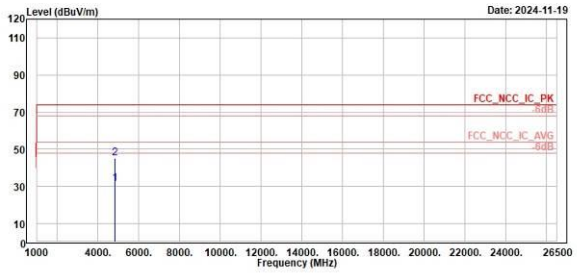

	Freq	Level	Read Level	Factor	Limit Line	Over Limit	APos	TPos	Remark	Pol/Phase	Note
	MHz	dBuV/m	dBuV	dB/m	dBuV/m	dB	cm	deg			
1	4824.00	31.30	21.49	9.81	54.00	-22.70	127	360	Average	Horizontal	
2	4824.00	44.96	35.15	9.81	74.00	-29.04	127	360	Peak	Horizontal	

Low Channel (Vertical)

TÜV Rheinland Taiwan Ltd.
No. 458-18, Sec 2, Fenliao., Linkou Dist., New Taipei City 244, Taiwan(R.O.C.)
Tel:+886-2172-1000 Fax:+886-2172-1322

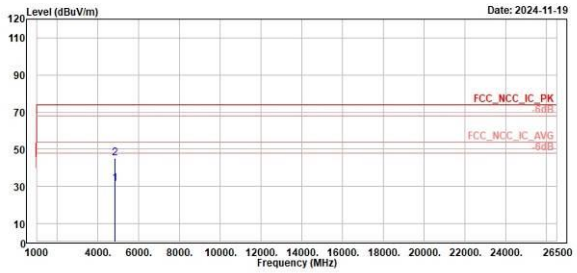

	Freq	Level	Read Level	Factor	Limit Line	Over Limit	APos	TPos	Remark	Pol/Phase	Note
	MHz	dBuV/m	dBuV	dB/m	dBuV/m	dB	cm	deg			
1	4824.00	31.36	21.55	9.81	54.00	-22.64	200	272	Average	Vertical	
2	4824.00	45.39	35.58	9.81	74.00	-28.61	200	272	Peak	Vertical	

802.11g

Middle Channel (Horizontal)

TÜV Rheinland Taiwan Ltd.
No. 458-18, Sec 2, Fenliao., Linkou Dist., New Taipei City 244, Taiwan(R.O.C.)
Tel:+886-2172-1000 Fax:+886-2172-1322

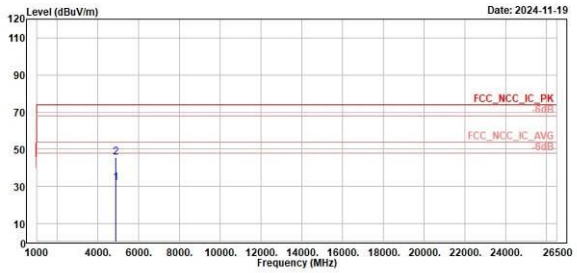

	Freq	Level	Read Level	Factor	Limit Line	Over Limit	APos	TPos	Remark	Pol/Phase	Note
	MHz	dBuV/m	dBuV	dB/m	dBuV/m	dB	cm	deg			
1	4874.00	31.86	21.99	9.87	54.00	-22.14	400	8	Average	Horizontal	
2	4874.00	45.52	35.65	9.87	74.00	-28.48	400	8	Peak	Horizontal	

Middle Channel (Vertical)

TÜV Rheinland Taiwan Ltd.
No. 458-18, Sec 2, Fenliao., Linkou Dist., New Taipei City 244, Taiwan(R.O.C.)
Tel:+886-2172-1000 Fax:+886-2172-1322

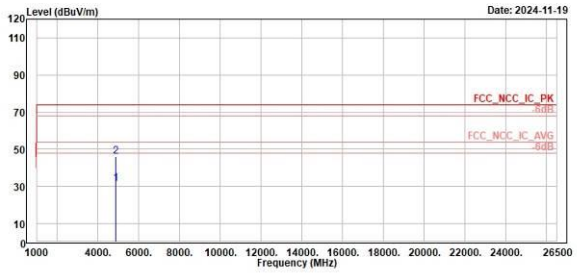

	Freq	Level	Read Level	Factor	Limit Line	Over Limit	APos	TPos	Remark	Pol/Phase	Note
	MHz	dBuV/m	dBuV	dB/m	dBuV/m	dB	cm	deg			
1	4874.00	31.70	21.83	9.87	54.00	-22.30	400	339	Average	Vertical	
2	4874.00	46.09	36.22	9.87	74.00	-27.91	400	339	Peak	Vertical	

802.11g

High Channel (Horizontal)

TÜV Rheinland Taiwan Ltd.
No. 458-18, Sec 2, Fenliao., Linkou Dist., New Taipei City 244, Taiwan(R.O.C.)
Tel:+886-2172-1000 Fax:+886-2172-1322

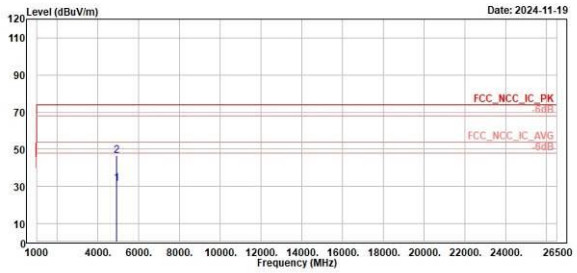

	Freq	Level	Read Level	Factor	Limit Line	Over Limit	APos	TPos	Remark	Pol/Phase	Note
	MHz	dBuV/m	dBuV	dB/m	dBuV/m	dB	cm	deg			
1	4924.00	31.63	21.61	10.02	54.00	-22.37	300	64	Average	Horizontal	
2	4924.00	46.32	36.30	10.02	74.00	-27.68	300	64	Peak	Horizontal	

High Channel (Vertical)

TÜV Rheinland Taiwan Ltd.
No. 458-18, Sec 2, Fenliao., Linkou Dist., New Taipei City 244, Taiwan(R.O.C.)
Tel:+886-2172-1000 Fax:+886-2172-1322

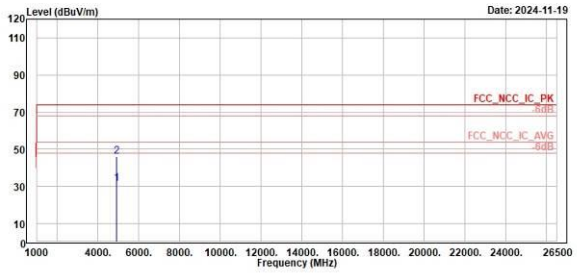

	Freq	Level	Read Level	Factor	Limit Line	Over Limit	APos	TPos	Remark	Pol/Phase	Note
	MHz	dBuV/m	dBuV	dB/m	dBuV/m	dB	cm	deg			
1	4924.00	31.53	21.51	10.02	54.00	-22.47	100	360	Average	Vertical	
2	4924.00	45.94	35.92	10.02	74.00	-28.06	100	360	Peak	Vertical	

802.11ax HE20

Low Channel (Horizontal)

TÜV Rheinland Taiwan Ltd.
No. 458-18, Sec 2, Fenliao, Linkou Dist., New Taipei City 244, Taiwan(R.O.C.)
Tel:+886-2172-1000 Fax:+886-2172-1322

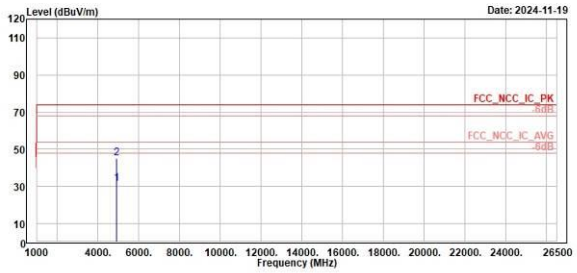

	Freq	Level	Read Level	Factor	Limit Line	Over Limit	APos	TPos	Remark	Pol/Phase	Note
	MHz	dBuV/m	dBuV	dB/m	dBuV/m	dB	cm	deg			
1	4924.00	31.69	21.67	10.02	54.00	-22.31	200	41	Average	Horizontal	
2	4924.00	45.19	35.17	10.02	74.00	-28.81	200	41	Peak	Horizontal	

Low Channel (Vertical)

TÜV Rheinland Taiwan Ltd.
No. 458-18, Sec 2, Fenliao, Linkou Dist., New Taipei City 244, Taiwan(R.O.C.)
Tel:+886-2172-1000 Fax:+886-2172-1322

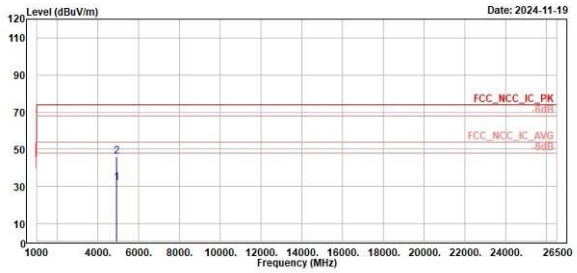

	Freq	Level	Read Level	Factor	Limit Line	Over Limit	APos	TPos	Remark	Pol/Phase	Note
	MHz	dBuV/m	dBuV	dB/m	dBuV/m	dB	cm	deg			
1	4924.00	31.90	21.88	10.02	54.00	-22.10	143	360	Average	Vertical	
2	4924.00	46.02	36.00	10.02	74.00	-27.98	143	360	Peak	Vertical	

802.11ax HE20

Middle Channel (Horizontal)

TÜV Rheinland Taiwan Ltd.
No. 458-18, Sec 2, Fenliao., Linkou Dist., New Taipei City 244, Taiwan(R.O.C.)
Tel:+886-2172-1000 Fax:+886-2172-1322

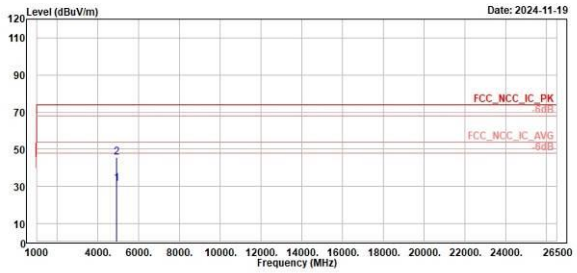

	Freq	Level	Read Level	Factor	Limit Line	Over Limit	APos	TPos	Remark	Pol/Phase	Note
	MHz	dBuV/m	dBuV	dB/m	dBuV/m	dB	cm	deg			
1	4924.00	31.41	21.39	10.02	54.00	-22.59	200	21	Average	Horizontal	
2	4924.00	45.55	35.53	10.02	74.00	-28.45	200	21	Peak	Horizontal	

Middle Channel (Vertical)

TÜV Rheinland Taiwan Ltd.
No. 458-18, Sec 2, Fenliao., Linkou Dist., New Taipei City 244, Taiwan(R.O.C.)
Tel:+886-2172-1000 Fax:+886-2172-1322

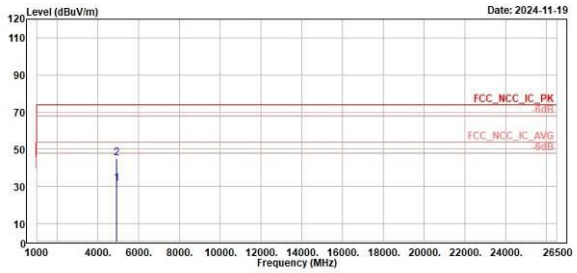

	Freq	Level	Read Level	Factor	Limit Line	Over Limit	APos	TPos	Remark	Pol/Phase	Note
	MHz	dBuV/m	dBuV	dB/m	dBuV/m	dB	cm	deg			
1	4924.00	31.65	21.63	10.02	54.00	-22.35	197	360	Average	Vertical	
2	4924.00	45.31	35.29	10.02	74.00	-28.69	197	360	Peak	Vertical	

802.11ax HE20

High Channel (Horizontal)

TÜV Rheinland Taiwan Ltd.
No. 458-18, Sec 2, Fenliao., Linkou Dist., New Taipei City 244, Taiwan(R.O.C.)
Tel:+886-2172-1000 Fax:+886-2172-1322

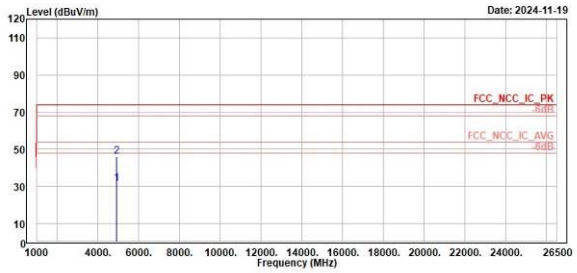

	Freq	Level	Read Level	Factor	Limit Line	Over Limit	APos	TPos	Remark	Pol/Phase	Note
	MHz	dBuV/m	dBuV	dB/m	dBuV/m	dB	cm	deg			
1	4924.00	31.66	21.64	10.02	54.00	-22.34	100	105	Average	Horizontal	
2	4924.00	45.95	35.93	10.02	74.00	-28.05	100	105	Peak	Horizontal	

High Channel (Vertical)

TÜV Rheinland Taiwan Ltd.
No. 458-18, Sec 2, Fenliao., Linkou Dist., New Taipei City 244, Taiwan(R.O.C.)
Tel:+886-2172-1000 Fax:+886-2172-1322

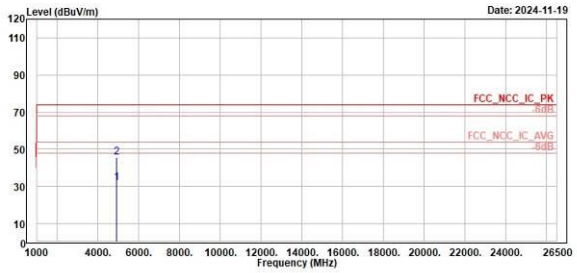

	Freq	Level	Read Level	Factor	Limit Line	Over Limit	APos	TPos	Remark	Pol/Phase	Note
	MHz	dBuV/m	dBuV	dB/m	dBuV/m	dB	cm	deg			
1	4924.00	31.74	21.72	10.02	54.00	-22.26	100	338	Average	Vertical	
2	4924.00	45.67	35.65	10.02	74.00	-28.33	100	338	Peak	Vertical	

Mains Conducted Emission, TX 150kHz ~ 30MHz

Worst Band

(Line)

TÜV Rheinland Taiwan Ltd.
No. 458-18, Sec 2, Fenliao., Linkou Dist., New Taipei City 244, Taiwan(R.O.C.)
Tel:+886-2172-1000 Fax:+886-2172-1322

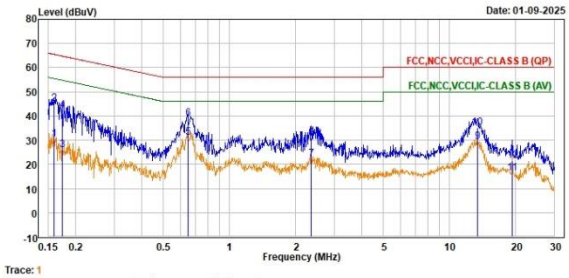

Trace: 1

	Freq	Level	Read Level	Factor	Limit Line	Over Limit	Remark	Pol/Phase	Note
	MHz	dBuV	dBuV	dB	dBuV	dB			
1	0.16	30.42	20.79	9.63	55.50	-25.08	Average	line1	
2	0.16	45.04	35.41	9.63	65.50	-20.46	QP	line1	
3	0.17	26.01	16.38	9.63	54.76	-28.75	Average	line1	
4	0.17	42.20	32.57	9.63	64.76	-22.56	QP	line1	
5	0.65	31.15	21.52	9.63	46.00	-14.85	Average	line1	
6	0.65	38.85	29.22	9.63	56.00	-17.15	QP	line1	
7	2.36	22.12	12.46	9.66	46.00	-23.88	Average	line1	
8	2.36	30.81	21.15	9.66	56.00	-25.19	QP	line1	
9	13.38	29.34	19.60	9.74	50.00	-20.66	Average	line1	
10	13.38	35.17	25.43	9.74	60.00	-24.83	QP	line1	
11	19.35	16.37	6.63	9.74	50.00	-33.63	Average	line1	
12	19.35	21.33	11.59	9.74	60.00	-38.67	QP	line1	

(Neutral)

TÜV Rheinland Taiwan Ltd.
No. 458-18, Sec 2, Fenliao., Linkou Dist., New Taipei City 244, Taiwan(R.O.C.)
Tel:+886-2172-1000 Fax:+886-2172-1322

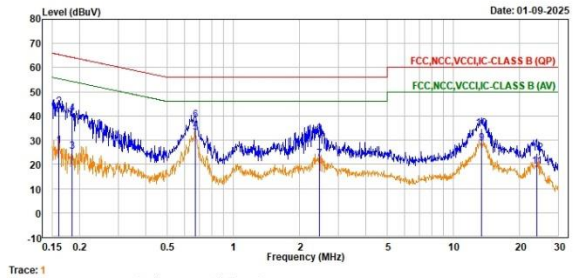

Trace: 1

	Freq	Level	Read Level	Factor	Limit Line	Over Limit	Remark	Pol/Phase	Note
	MHz	dBuV	dBuV	dB	dBuV	dB			
1	0.16	27.67	18.03	9.64	55.42	-27.75	Average	neutral	
2	0.16	43.88	34.24	9.64	65.42	-21.54	QP	neutral	
3	0.18	25.38	15.75	9.63	54.30	-28.92	Average	neutral	
4	0.18	41.16	31.53	9.63	64.30	-23.14	QP	neutral	
5	0.67	33.27	23.64	9.63	46.00	-12.73	Average	neutral	
6	0.67	38.25	28.62	9.63	56.00	-17.75	QP	neutral	
7	2.46	22.13	12.46	9.67	46.00	-23.87	Average	neutral	
8	2.46	32.49	22.82	9.67	56.00	-23.51	QP	neutral	
9	13.38	28.80	18.99	9.81	50.00	-21.20	Average	neutral	
10	13.38	34.81	25.00	9.81	60.00	-25.19	QP	neutral	
11	23.97	19.17	9.32	9.85	50.00	-30.83	Average	neutral	
12	23.97	24.51	14.66	9.85	60.00	-35.49	QP	neutral	

<Partial RU>
Band Edges, 2.31GHz ~ 2.5GHz

802.11ax HE20_RU106

Middle Channel (Horizontal) Peak

TÜV Rheinland Taiwan Ltd.
No. 458-18, Sec 2, Fenliao, Linkou Dist., New Taipei City 244, Taiwan(R.O.C.)
Tel:+886-2172-1000 Fax:+886-2172-1322

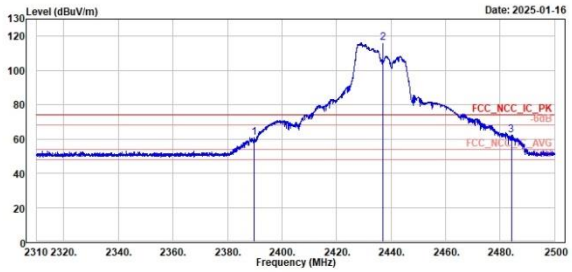

	Freq	Level	Read Level	Factor	Limit Line	Over Limit	APos	TPos	Remark	Pol/Phase	Note
	MHz	dBuV/m	dBuV	dB/m	dBuV/m	dB	cm	deg			
1	2389.69	60.63	55.02	5.61	74.00	-13.37	100	70	Peak	Horizontal	
2 *	2437.00	116.29	110.46	5.83	74.00	42.29	100	70	Peak	Horizontal	
3	2484.08	62.19	56.42	5.77	74.00	-11.81	100	70	Peak	Horizontal	

Middle Channel (Vertical) Peak

TÜV Rheinland Taiwan Ltd.
No. 458-18, Sec 2, Fenliao, Linkou Dist., New Taipei City 244, Taiwan(R.O.C.)
Tel:+886-2172-1000 Fax:+886-2172-1322

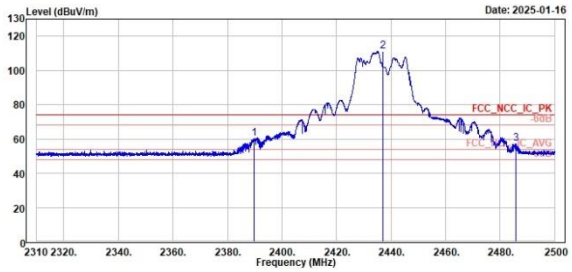

	Freq	Level	Read Level	Factor	Limit Line	Over Limit	APos	TPos	Remark	Pol/Phase	Note
	MHz	dBuV/m	dBuV	dB/m	dBuV/m	dB	cm	deg			
1	2389.91	60.15	54.42	5.73	74.00	-13.85	166	295	Peak	Vertical	
2 *	2437.00	111.18	105.25	5.93	74.00	37.18	166	295	Peak	Vertical	
3	2485.83	57.54	51.52	6.02	74.00	-16.46	166	295	Peak	Vertical	

802.11ax HE 20_RU106

Middle Channel (Horizontal) Average

TÜV Rheinland Taiwan Ltd.
No. 458-18, Sec 2, Fenliao., Linkou Dist., New Taipei City 244, Taiwan(R.O.C.)
Tel:+886-2172-1000 Fax:+886-2172-1322

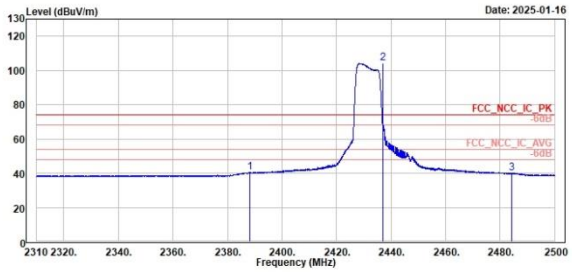

	Freq	Level	Read Level	Factor	Limit Line	Over Limit	APos	TPos	Remark	Pol/Phase	Note
	MHz	dBuV/m	dBuV	dB/m	dBuV/m	dB	cm	deg			
1	2388.28	40.54	34.94	5.60	54.00	-13.46	100	70	Average	Horizontal	
2 *	2437.00	104.16	98.33	5.83	54.00	50.16	100	70	Average	Horizontal	
3	2484.19	40.09	34.32	5.77	54.00	-13.91	100	70	Average	Horizontal	

Middle Channel (Vertical) Average

TÜV Rheinland Taiwan Ltd.
No. 458-18, Sec 2, Fenliao., Linkou Dist., New Taipei City 244, Taiwan(R.O.C.)
Tel:+886-2172-1000 Fax:+886-2172-1322

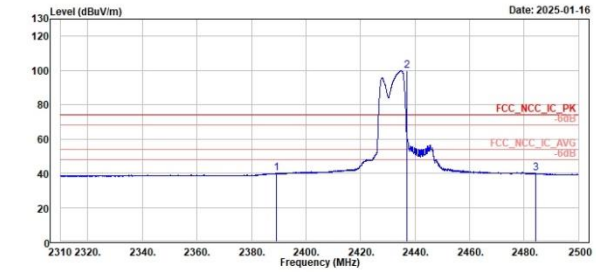

	Freq	Level	Read Level	Factor	Limit Line	Over Limit	APos	TPos	Remark	Pol/Phase	Note
	MHz	dBuV/m	dBuV	dB/m	dBuV/m	dB	cm	deg			
1	2389.15	39.97	34.24	5.73	54.00	-14.03	166	295	Average	Vertical	
2 *	2437.00	99.81	93.88	5.93	54.00	45.81	166	295	Average	Vertical	
3	2484.23	39.94	33.93	6.01	54.00	-14.06	166	295	Average	Vertical	

Spurious Emissions, Tx Mode, 1GHz ~ 26.5GHz

802.11ax HE20_RU106

Middle Channel (Horizontal)

TÜV Rheinland Taiwan Ltd.
No. 458-18, Sec 2, Fenliao., Linkou Dist., New Taipei City 244, Taiwan(R.O.C.)
Tel:+886-2172-1000 Fax:+886-2172-1322

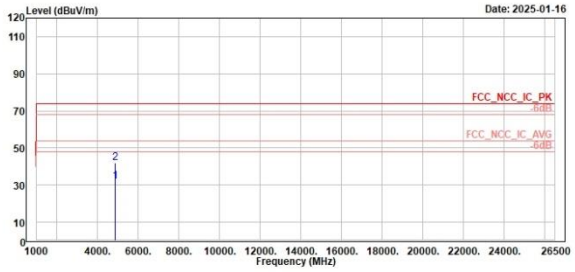

	Freq	Level	Read Level	Factor	Limit Line	Over Limit	APos	TPos	Remark	Pol/Phase	Note
	MHz	dBuV/m	dBuV	dB/m	dBuV/m	dB	cm	deg			
1	4874.00	31.94	22.20	9.74	54.00	-22.06	100	332	Average	Horizontal	
2	4874.00	41.75	32.01	9.74	74.00	-32.25	100	332	Peak	Horizontal	

Middle Channel (Vertical)

TÜV Rheinland Taiwan Ltd.
No. 458-18, Sec 2, Fenliao., Linkou Dist., New Taipei City 244, Taiwan(R.O.C.)
Tel:+886-2172-1000 Fax:+886-2172-1322

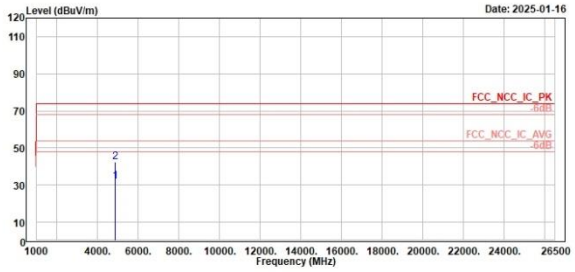

	Freq	Level	Read Level	Factor	Limit Line	Over Limit	APos	TPos	Remark	Pol/Phase	Note
	MHz	dBuV/m	dBuV	dB/m	dBuV/m	dB	cm	deg			
1	4874.00	31.96	22.22	9.74	54.00	-22.04	100	94	Average	Vertical	
2	4874.00	42.27	32.53	9.74	74.00	-31.73	100	94	Peak	Vertical	

<EUT with Base>

Spurious Emissions, Tx Mode, 9kHz ~ 30MHz

802.11ax20

Middle Channel(Open) 9kHz~150kHz

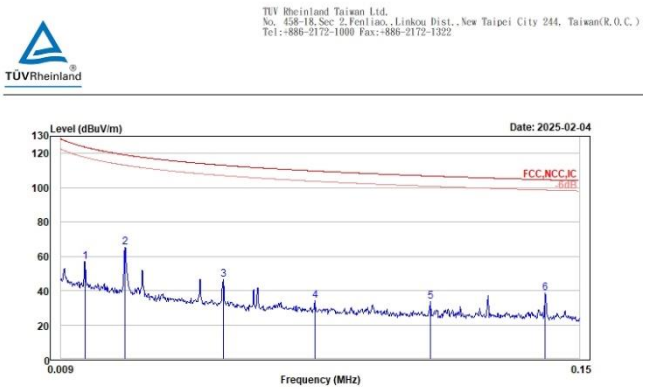

	Freq	Level	Read Level	Factor	Limit Line	Over Limit	APos	TPos	Remark	Pol/Phase	Note
	MHz	dBuV/m	dBuV	dB/m	dBuV/m	dB	cm	deg			
1	0.02	56.72	37.82	18.90	123.71	-66.99	100	97	Peak	Open	
2	0.03	65.14	45.31	19.83	119.13	-53.99	100	151	Peak	Open	
3	0.05	46.68	28.01	18.67	113.09	-66.41	100	216	Peak	Open	
4	0.08	34.09	15.81	18.28	109.74	-75.65	100	171	Peak	Open	
5	0.11	33.71	15.63	18.08	106.82	-73.11	100	171	Peak	Open	
6	0.14	38.68	20.41	18.27	104.63	-65.95	100	235	Peak	Open	

Middle Channel(Open) 150kHz~30MHz

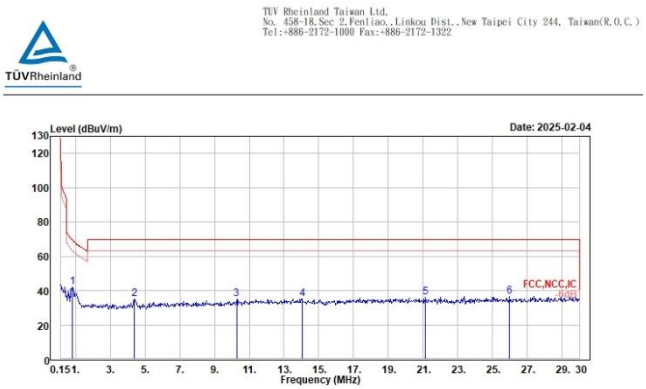

	Freq	Level	Read Level	Factor	Limit Line	Over Limit	APos	TPos	Remark	Pol/Phase	Note
	MHz	dBuV/m	dBuV	dB/m	dBuV/m	dB	cm	deg			
1	0.84	42.25	23.32	18.93	69.15	-26.90	100	285	Peak	Open	
2	4.39	35.01	15.53	19.48	69.50	-34.49	100	71	Peak	Open	
3	10.27	34.93	13.59	21.34	69.50	-34.57	100	337	Peak	Open	
4	14.03	35.18	13.64	21.54	69.50	-34.32	100	360	Peak	Open	
5	21.13	35.96	13.37	22.59	69.50	-33.54	100	98	Peak	Open	
6	25.97	36.62	13.83	22.79	69.50	-32.88	100	308	Peak	Open	

Spurious Emissions, Tx Mode, 30MHz ~ 1GHz

802. 11ax20

Middle Channel (Horizontal)

TÜV Rheinland Taiwan Ltd.
No. 458-18, Sec 2, Fenliao., Linkou Dist., New Taipei City 244, Taiwan(R.O.C.)
Tel:+886-2172-1000 Fax:+886-2172-1322

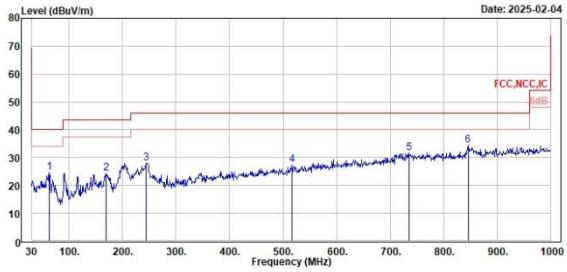

	Freq	Level	Read Level	Factor	Limit Line	Over Limit	APos	TPos	Remark	Pol/Phase	Note
	MHz	dBuV/m	dBuV	dB/m	dBuV/m	dB	cm	deg			
1	62.98	24.52	32.66	-8.14	40.00	-15.48	100	104	Peak	Horizontal	
2	168.71	24.27	31.07	-6.80	43.50	-19.23	100	290	Peak	Horizontal	
3	243.40	28.10	35.85	-7.75	46.00	-17.90	100	278	Peak	Horizontal	
4	516.94	27.40	29.05	-1.65	46.00	-18.60	100	44	Peak	Horizontal	
5	735.19	31.63	29.24	2.39	46.00	-14.37	100	209	Peak	Horizontal	
6	845.77	34.36	30.13	4.23	46.00	-11.64	100	238	Peak	Horizontal	

Middle Channel (Vertical)

TÜV Rheinland Taiwan Ltd.
No. 458-18, Sec 2, Fenliao., Linkou Dist., New Taipei City 244, Taiwan(R.O.C.)
Tel:+886-2172-1000 Fax:+886-2172-1322

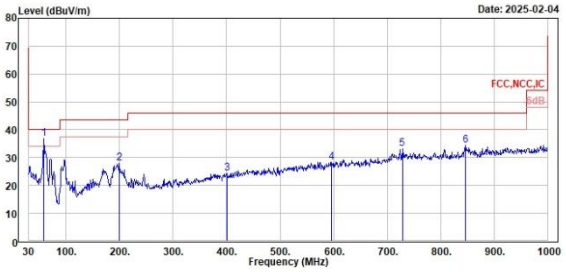

	Freq	Level	Read Level	Factor	Limit Line	Over Limit	APos	TPos	Remark	Pol/Phase	Note
	MHz	dBuV/m	dBuV	dB/m	dBuV/m	dB	cm	deg			
1 !	58.13	36.69	43.99	-7.30	40.00	-3.31	100	122	Peak	Vertical	
2	198.78	28.05	37.40	-9.35	43.50	-15.45	100	360	Peak	Vertical	
3	400.54	24.42	28.32	-3.90	46.00	-21.58	100	129	Peak	Vertical	
4	595.51	28.40	28.26	0.14	46.00	-17.60	100	198	Peak	Vertical	
5	728.40	33.05	30.90	2.15	46.00	-12.95	100	158	Peak	Vertical	
6	846.74	34.30	30.05	4.25	46.00	-11.70	100	197	Peak	Vertical	

Mains Conducted Emission, TX 150kHz ~ 30MHz

Worst Band

(Line)

TÜV Rheinland Taiwan Ltd.
No. 458-18, Sec 2, Fenliao., Linkou Dist., New Taipei City 244, Taiwan(R.O.C.)
Tel:+886-2172-1000 Fax:+886-2172-1322

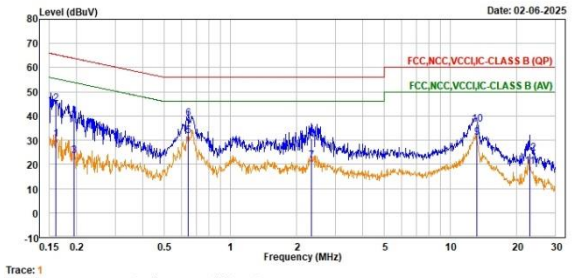

Trace: 1

	Freq	Level	Read Level	Factor	Limit Line	Over Limit	Remark	Pol/Phase	Note
	MHz	dBuV	dBuV	dB	dBuV	dB			
1	0.16	30.46	20.83	9.63	55.42	-24.96	Average	line1	
2	0.16	45.06	35.43	9.63	65.42	-20.36	QP	line1	
3	0.19	23.66	14.03	9.63	53.89	-30.23	Average	line1	
4	0.19	39.74	30.11	9.63	63.89	-24.15	QP	line1	
5	0.64	31.87	22.24	9.63	46.00	-14.13	Average	line1	
6	0.64	39.00	29.37	9.63	56.00	-17.00	QP	line1	
7	2.33	21.64	11.98	9.66	46.00	-24.36	Average	line1	
8	2.33	30.67	21.01	9.66	56.00	-25.33	QP	line1	
9	13.18	30.96	21.22	9.74	50.00	-19.04	Average	line1	
10	13.18	36.45	26.71	9.74	60.00	-23.55	QP	line1	
11	22.92	18.97	9.25	9.72	50.00	-31.03	Average	line1	
12	22.92	24.58	14.86	9.72	60.00	-35.42	QP	line1	

(Neutral)

TÜV Rheinland Taiwan Ltd.
No. 458-18, Sec 2, Fenliao., Linkou Dist., New Taipei City 244, Taiwan(R.O.C.)
Tel:+886-2172-1000 Fax:+886-2172-1322

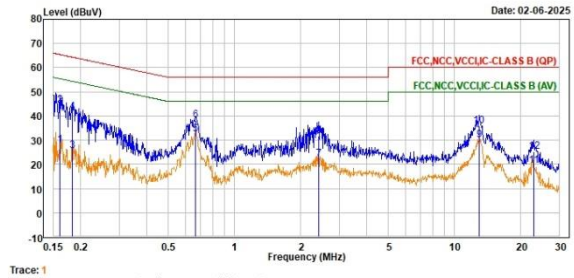

Trace: 1

	Freq	Level	Read Level	Factor	Limit Line	Over Limit	Remark	Pol/Phase	Note
	MHz	dBuV	dBuV	dB	dBuV	dB			
1	0.16	28.02	18.38	9.64	55.46	-27.44	Average	neutral	
2	0.16	44.43	34.79	9.64	65.46	-21.03	QP	neutral	
3	0.18	25.65	16.02	9.63	54.39	-28.74	Average	neutral	
4	0.18	41.73	32.10	9.63	64.39	-22.66	QP	neutral	
5	0.66	32.51	22.88	9.63	46.00	-13.49	Average	neutral	
6	0.66	38.12	28.49	9.63	56.00	-17.88	QP	neutral	
7	2.41	22.11	12.44	9.67	46.00	-23.89	Average	neutral	
8	2.41	31.59	21.92	9.67	56.00	-24.41	QP	neutral	
9	12.92	30.03	20.23	9.80	50.00	-19.97	Average	neutral	
10	12.92	35.80	26.00	9.80	60.00	-24.20	QP	neutral	
11	22.92	19.38	9.53	9.85	50.00	-30.62	Average	neutral	
12	22.92	25.30	15.45	9.85	60.00	-34.70	QP	neutral	