REV: A

C M Y K

55mm

80mm

HAYLOU

Bluetooth Dongle
Haylou-AD1
User Manual

Overview

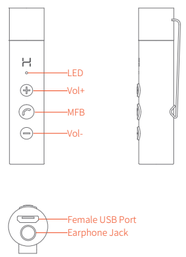

Warning: Using earphones will reduce your perception of ambient sounds, please do not use them in situations where potential danger exists.

Start-up

Hold MFB for 2s to power-on and the receiver will auto enter pairing mode(the receiver will auto enter pairing mode upon any disconnection with current devices).

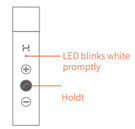

On cellphone, search for "Haylou-AD1" and tap to connect (once power on the receiver will auto reconnect to the last device in connectivity records, if any.)

How to Charge

Low battery will be warned by red blinking LED.
LED will glow solid red when charging and turn to white once topped up.

Factory Setting

When charging, hold MFB for 3s or until LED blinks red and white for 3 times.

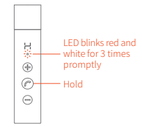

Functions

Power-on

Hold MFB for 2s or until LED turns on white for 1s.

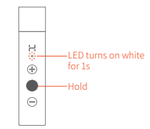

Power-off

Hold MFB for 3s or until LED turns on red for 2s.

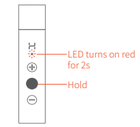

Last Number Redial

When standby or playing, double tap MFB.

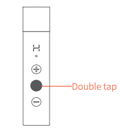

Mute on/off

When calling, double tap MFB to switch mute on/off.

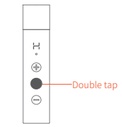

Answer Call

Tap MFB to answer incoming call(LED blinks white promptly) and tap again to end it.

Ignore Call

Hold MFB for 1s to ignore incoming call(LED blinks white promptly).

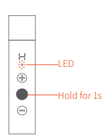

Multi-point Connection

Method 1: Refer How to Connect to build connection with phone1. On phone1, turn off the connection and the receiver will auto enter pairing mode. On phone2,search for ""Haylou-AD1"" and tap connect. On phone1, search for ""Haylou-AD1"" and tap to finish multi-point connection.

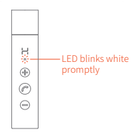

Method 2: Refer How to Connect to build connection with phone1. Then hold both vol+ and vol- to enter pairing mode. On phone2, search for "Haylou-AD1" and tap to connect. On phone1, search for "Haylou-AD1" and tap to finish multi-point connection.

Three-way Calling & Switch

Tap MFB to answer incoming call from phone1. If another call is coming from phone2 in sync, tap MFB to put the first call on hold while activate the second call. Double tap MFB to switch between active call and held call.

Skip Track

When playing, hold vol+/- for 1s to skip track forward/ backward.

Volume up/down

When playing, tap vol+/- to adjust volume.

Play/pause

When playing, tap MFB to pause/play music.

Voice Assistant

When standby, hold MFB for 1s to activate voice assistant (like Siri).

Switch Audio Output

When calling,hold MFB for 1s to switch audio output between the receiver and cellphone.

Features

BLUETOOTH 4.1

With British CSR 4.1 chipset, it brings smart wireless experience.

Built-in 100mAh of battery makes the receiver available at any moment.

Thanks to 3.55mm earphone jack, the receiver transfers wired earphone to wireless one.

Specifications

Model：Haylou-AD1
Operation range: 10m(with no obstacle)
Size: Φ13 x 58mm
Battery type: li-ion
Bluetooth profiles:HFP/HSP/A2DP/AVRCP
Battery capacity of earphones：3.7V/100mAh
Charging input parameter：5V 100mA
Bluetooth version: V4.1
Standby time: approx. 160hr
Music time: 3 or 5hr
Weight: 10.5g
(All technical specification shall be subject to practical performance.)

Aftersales Service & Support

Warranty period:
12 months after you purchase this item.
Free service: Supposing any defects caused by quality issues occur within the warranty period,please take this warranty card and purchase receipts to your distributor for free exchange service.
Free exchange service will not be accessed under following circumstances:
1. No warranty card or the repairing label has been broken.
2. Damages caused by unauthorized disassembly.
3. Defects or physical damages caused by leaking or dropping off.
4. Damages by act of God.

Hazardous substances and their contents in the item

Part Name	Hazardous substances					
	(Pb)	(Hg)	(Cd)	(Cr(All))	(PBB)	(PBDE)
Main body	×	○	○	○	○	○
Battery	○	○	○	○	○	○
Ear tips	○	○	○	○	○	○
Accessories	○	○	○	○	○	○
Charging Cable	×	○	○	○	○	○

This form is made by SJ/T 11364 regulation.
O：means that hazardous substance content in the homogeneo us materials of this part is within the limits of GB/T 26572 regulation.
X：means that hazardous substance content in,at least,one certainhomogeneous material of this part is beyond the limits of GB/T 26572 regulation.

Lifespan:

As the booklet states, the eco-lifespan of the item is 5 years while using it in normal ways. During the period,no dangerous material will be leaked. The item must be recycled by the local law

For any after-sales service,please contact your local shopper directly

Manufacturer: Dongguan Hele Electronics Co., Ltd.
Address: Dalingya Industrial Zone, Daojiao Town, Dongguan City, Guangdong
Supervisor: Dongguan Liesheng Electronics Co., Ltd.
Perform standard: Q/HL 2-2017
URL: www.haylou.com

Tips

1. Before using the item, please read the manual carefully and keep it for future references.
2. The item need to be fully charged prior to first-time use.
3. If the item is left unused for over two weeks, please recharge it periodically.
4. Please use the chargers made by qualified manufacturer.
5. If the item cannot be found by your phone, please check whether it is in pairing mode; if left unconnected for a long while, the item will exit pairing mode,please re-enter the mode; if a procedure error of your phone occurs, reboot it; if a procedure error of the item occurs, reboot or reset it.

Caveats

1. Never disassemble or modify your item for any reasons to avoid any damages and danger.
2. Do not store the item in extreme temperatures (under0°C or over 45°C).
3. Avoid using the indicator close to the eyes of children oranimals.
4. Do not use this item during a thunderstorm to avoid irregular function and increased risk of electricshock.
5. Do not use harsh chemicals or strong detergents to clean the item.
6. Keep the item dry.

Notes: Please arrange using time properly as your hearing may be damaged by using the device for a long time.

FCC Statement

Changes or modifications not expressly approved by the party responsible for compliance could void the user's authority to operate the equipment.
This equipment has been tested and found to comply with the limits for a Class B digital device, pursuant to Part 15 of the FCC Rules. These limits are designed to provide reasonable protection against harmful interference in a residential installation. This equipment generates uses and can radiate radio frequency energy and, if not installed and used in accordance with the instructions, may cause harmful interference to radio communications. However, there is no guarantee that interference will not occur in a particular installation. If this equipment does cause harmful interference to radio or television reception, which can be determined by turning the equipment off and on, the user is encouraged to try to correct the interference by one or more of the following measures:

-- Reorient or relocate the receiving antenna.
-- Increase the separation between the equipment and receiver.
-- Connect the equipment into an outlet on a circuit different from that to which the receiver is connected.
-- Consult the dealer or an experienced radio/ TV technician for help
This device complies with part 15 of the FCC rules. Operation is subject to the following two conditions (1)this device may not cause harmful interference, and (2) this device must accept any interference received, including interference that may cause undesired operation.