707012_FUNNY WHEEL_inc(20170707) CMYK

MAGFORMERS®

Intelligent Magnetic Construction Set For Brain Development

FUNNY WHEEL SET

MAGFORMERS MODEL BOOKLET

MAGFORMERS INC.

182 mm
148 mm

Magformers Funny Wheel Set

Magformers Funny Wheel Set includes 2 kinds of wheels and R/C accessories for you to make various cars and control them. You can also create more fun movements beyond your imagination with the enclosed R/C Block depending on the pieces you connect. Try making the different models in the guide book. You can experience interesting movements that you could not imagine before.

01 Composition (20pcs)

* RC Remote Operating Frequency : 2.4089~2.4299GHz, Transmit : 10dBm

02 The Principles of Magformers

Magformers contains a neodymium magnet. Although the poles are not displayed on the neodymium magnet unlike typical magnets, it has the same general properties. As shown below, if two pieces are stuck together and the magnets cannot rotate, they might repel each other in some cases. That's why it's easier to attach one piece to another. Likewise, when you clean up the Magformers pieces, it's easier to attach one piece to another!

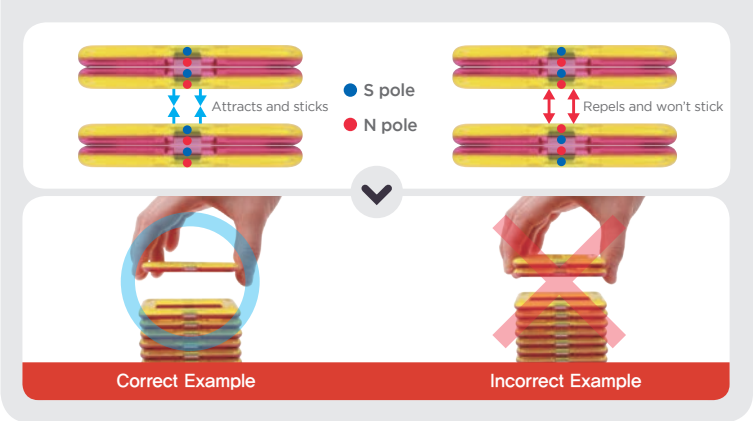

03 Warnings when using the R/C Accessories

- When using the R/C, be sure to use it under the direct supervision of a guardian.
- Internal parts may cause problems when damaged due to some sensitive features of the R/C. Please be careful not to exert force on the product. Make sure to turn it off after use.
- Avoid spilling water inside the R/C.
- Use the R/C indoors only to prevent accidents.
- Do not let hair or a piece of cloth get tangled in the wheel. Do not insert your finger into the wheel while using the R/C. There is a risk of injury if your finger gets stuck in the wheel.
- Do not arbitrarily disassemble, repair or remodel the R/C product.
- Keep the R/C away from fire or areas with high temperatures or high heat.
- Do not stand on the R/C product.
- When using the R/C, stay away from fragile glass or furniture.
- Do not use on sand or wet ground to prevent failure of the R/C electric circuit board.
- If the R/C is moving slowly or not working smoothly, replace the batteries since they may be weak.
- The R/C may not work smoothly if you mix used batteries with new ones or different brand batteries.
- Never use the R/C on the road. In particular, do not use outdoors during lightning or storms.
- Avoid hitting obstacles with the R/C product if possible. Read the directions carefully before using the product.
- The range of the remote control is 5-8 m, however, use it within the range of 3-4 m since its signal may drop depending on the usage conditions.
- Since the Magformers R/C uses a single frequency, malfunction may occur when multiple R/C products are simultaneously used.
- If there is an identical product nearby, there may be interference with the control.

04 Battery Warnings

- If putting a battery in it or using it mistakenly, overheating, rupture and lachrymal fluid could be caused.
- When lachrymal fluid oozes out, never touch it with hands.
- When the fluid which comes out from the battery is stained with the skin or the clothes and gets into the eye, counsel with the doctor immediately.
- Do not mix old and new batteries.
- Do not mix alkaline, standard(carbon-zinc) or rechargeable batteries.
- Turn off the power when not in use.
- After playing, turn off the power without fail and keep it separate from others.
- Separate the used battery safely.

05 How to replace the R/C Block, R/C Remote Control Batteries

The R/C Block, R/C Remote Control do not include batteries.
Please insert AAA batteries.
If each block is moving slowly or not working smoothly,
please replace the batteries.

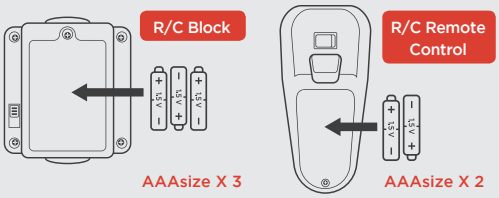

06 How to use the R/C Block

Insert the Big Wheel or Propeller Wheel into the R/C Block, and make a car.

Turn on the power switch on the bottom to control with the remote control.
(A light appears on the top when the switch is on.)

You can control the R/C Block with the R/C Remote Control.

R/C Block

You can control the finished model when the front R/C Block faces forward.

07 How to use the R/C Remote Control

When you press the R/C Remote Control button, the R/C Block react! When you turn on the power switch on the back of the R/C Remote Control, a light appears on the front.

❶Power Switch ❷Special Button

* The Special Button is connected to the "Head Block ( )".
The "Head Block" accessory is included in another Magformers set.

Forward Button

Reverse Button

Turning Right Button

Turning Left Button

Racing Car

FUNNY CAR

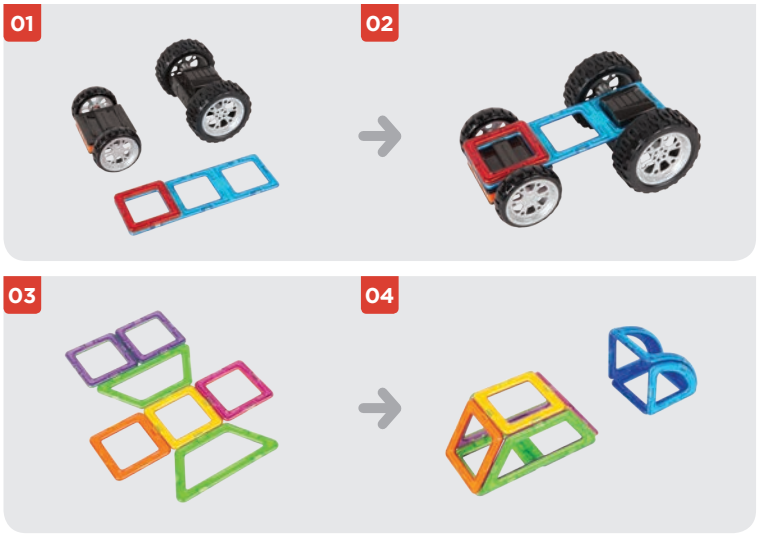

Composition

X 7 X 2 X 1 X 2 X 1 X 2 X 1 X 1 X 1

SUV

FUNNY CAR

01

02

03



04



Composition

Ladder Truck

FUNNY CAR

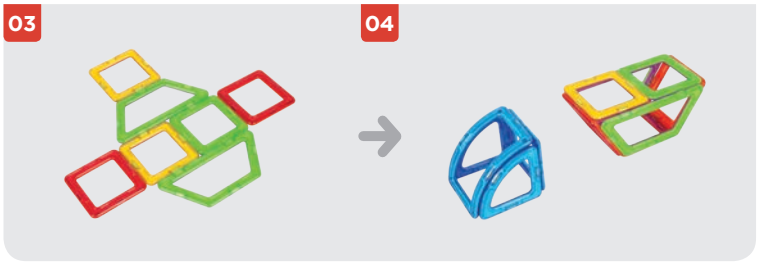

Composition

X 6 X 2 X 1 X 2 X 1 X 2 X 1

X 1 X 1

Truck

FUNNY CAR

01

02

03



04



Composition

Amphicar

FUNNY CAR





Composition

X 6 X 2 X 1 X 2 X 1 X 2 X 1

X 1

A Farm Tractor

FUNNY CAR

01

02

03

04

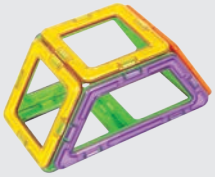

Composition

Apatosaurus

FUNNY ANIMAL

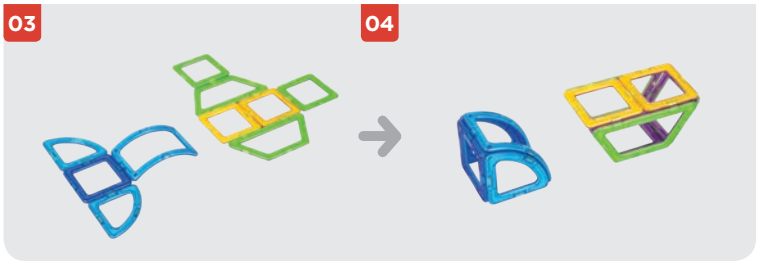

Composition

X 7 X 2 X 1 X 2 X 1 X 2 X 1

X 1 X 1