Appendix Test Data

Report No.:	1812C50078512502	Test Sample No.:	1-2-2
Start Test Date:	2025.03.07	Finish Test Date:	2025.03.10
Test Engineer:	Alex Peng	Auditor:	Justin Feng
Temperature:	24.5℃	Relative Humidity:	57%
Pressure:	101kPa		

Appendix A: 6dB Bandwidth

Test Result

Test Mode	Antenna	Frequency[MHz]	6dB BW [MHz]	FL[MHz]	FH[MHz]	Limit[MHz]	Verdict
11B	Ant1	2412	9.280	2407.440	2416.720	0.5	PASS
11B	Ant1	2437	9.280	2432.440	2441.720	0.5	PASS
11B	Ant1	2462	9.280	2457.440	2466.720	0.5	PASS
11G	Ant1	2412	16.360	2403.920	2420.280	0.5	PASS
11G	Ant1	2437	16.440	2428.880	2445.320	0.5	PASS
11G	Ant1	2462	16.440	2453.920	2470.360	0.5	PASS
11N20SISO	Ant1	2412	17.640	2403.240	2420.880	0.5	PASS
11N20SISO	Ant1	2437	17.560	2428.280	2445.840	0.5	PASS
11N20SISO	Ant1	2462	17.560	2453.280	2470.840	0.5	PASS

Test Graphs

11B-Ant1-2412-PASS

11B-Ant1-2437-PASS

11B-Ant1-2462-PASS

11G-Ant1-2412-PASS

11G-Ant1-2437-PASS

11G-Ant1-2462-PASS

11N20SISO-Ant1-2412-PASS

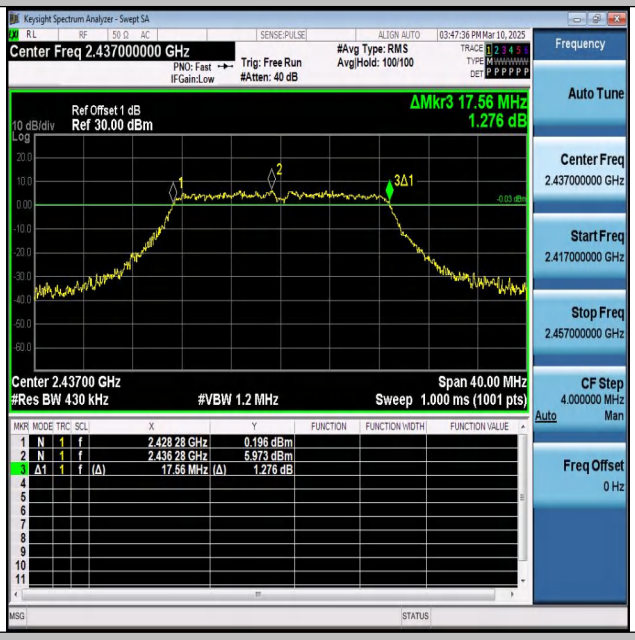

11N20SISO-Ant1-2437-PASS

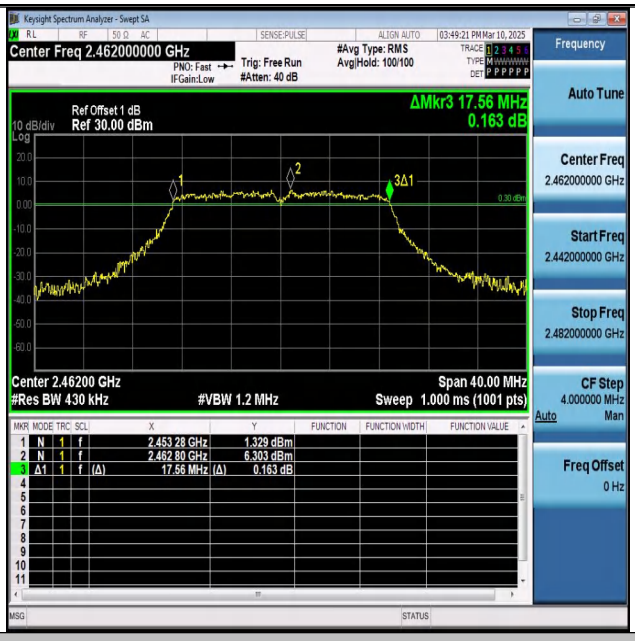

11N20SISO-Ant1-2462-PASS

Appendix B: 99% Occupied Bandwidth

Test Result

Test Mode	Antenna	Channel Frequency[MHz]	OCB [MHz]	FL[MHz]	FH[MHz]	Limit[MHz]	Verdict
11B	Ant1	2412	14.058	2405.0583	2419.1163	---	---
11B	Ant1	2437	14.061	2430.0538	2444.1148	---	---
11B	Ant1	2462	14.055	2455.0557	2469.1107	---	---
11G	Ant1	2412	17.119	2403.4244	2420.5434	---	---
11G	Ant1	2437	17.077	2428.4774	2445.5544	---	---
11G	Ant1	2462	17.119	2453.4373	2470.5563	---	---
11N20SISO	Ant1	2412	18.185	2402.9719	2421.1569	---	---
11N20SISO	Ant1	2437	18.199	2427.9710	2446.1700	---	---
11N20SISO	Ant1	2462	18.129	2453.0132	2471.1422	---	---

Test Graphs

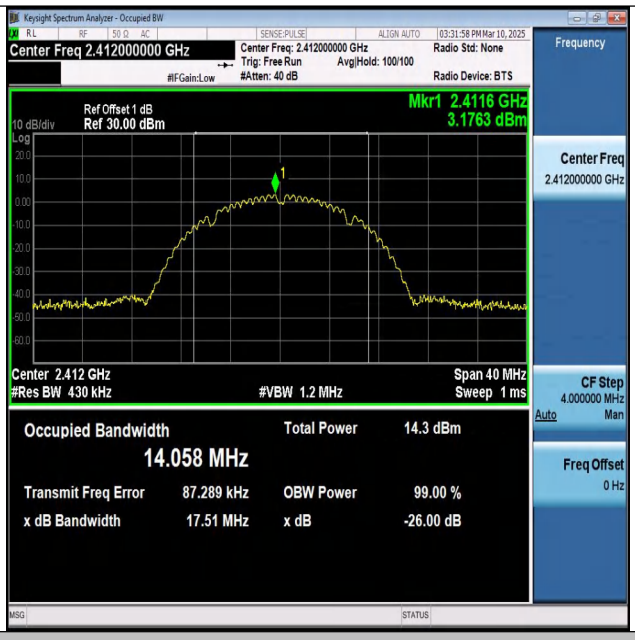

11B-Ant1-2412

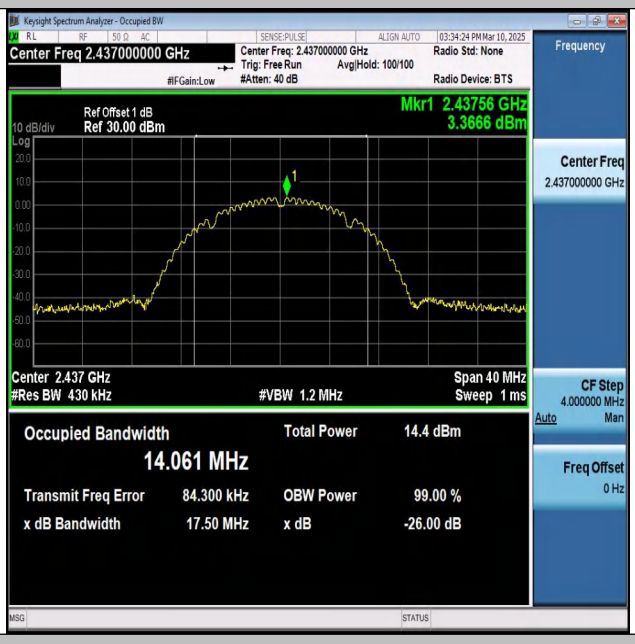

11B-Ant1-2437

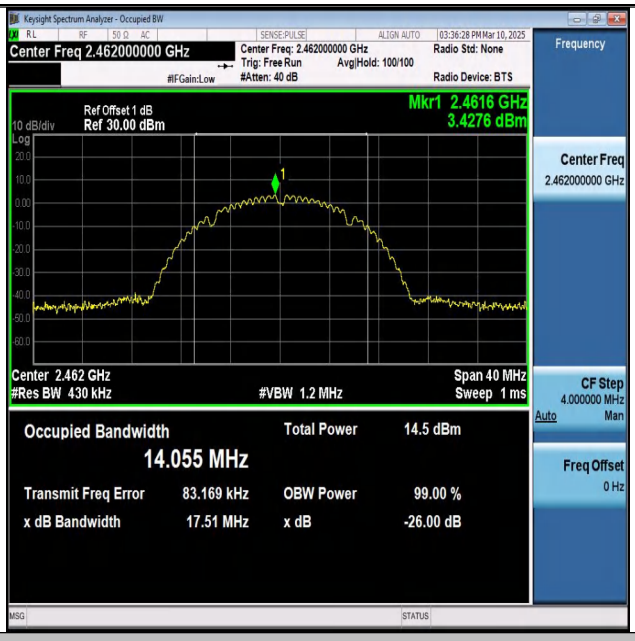

11B-Ant1-2462

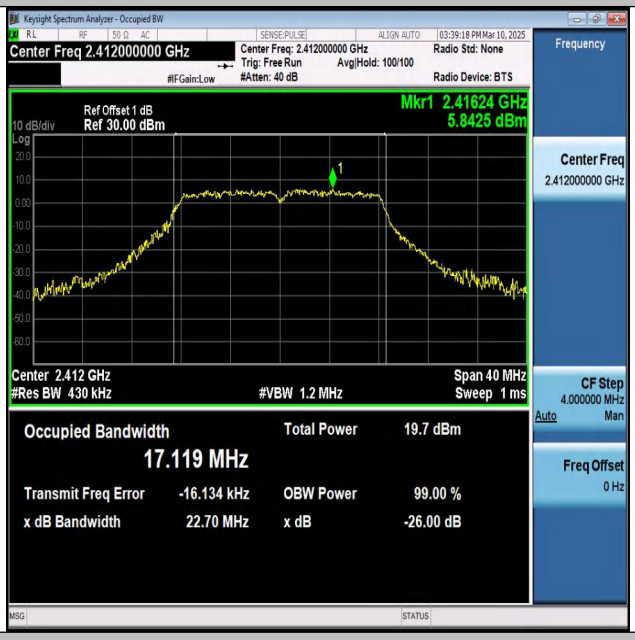

11G-Ant1-2412

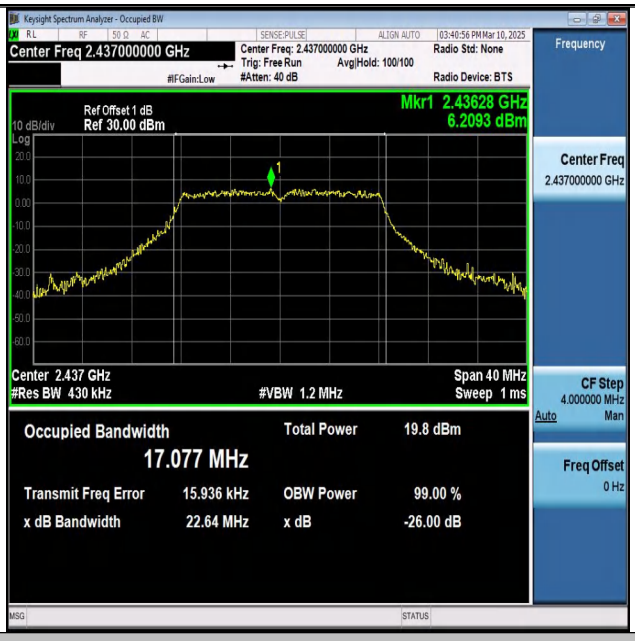

11G-Ant1-2437

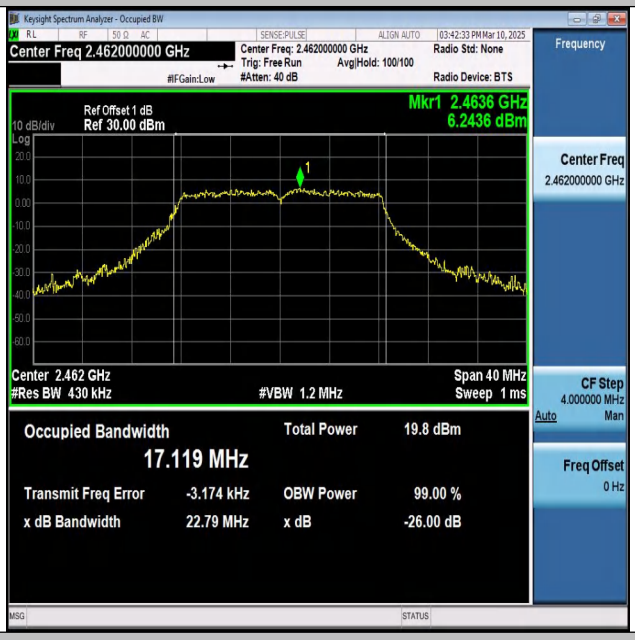

11G-Ant1-2462

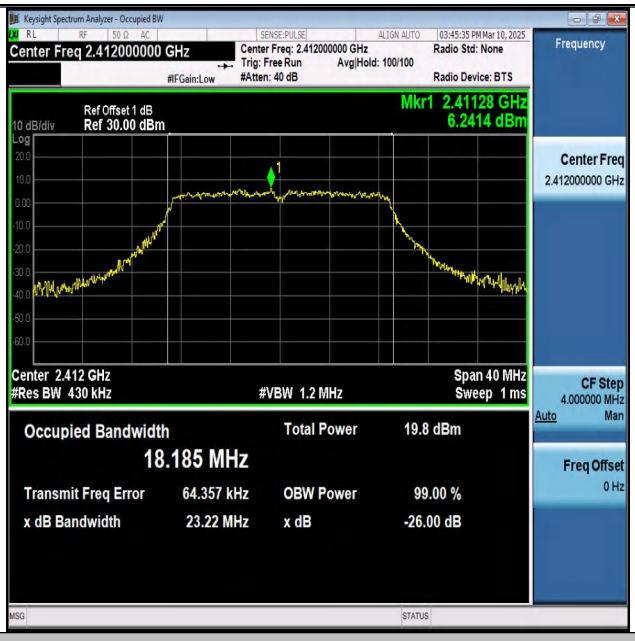

11N20SISO-Ant1-2412

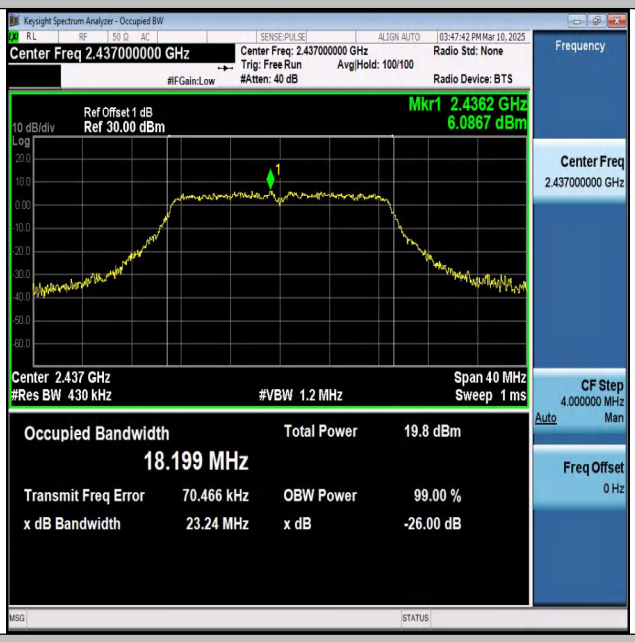

11N20SISO-Ant1-2437

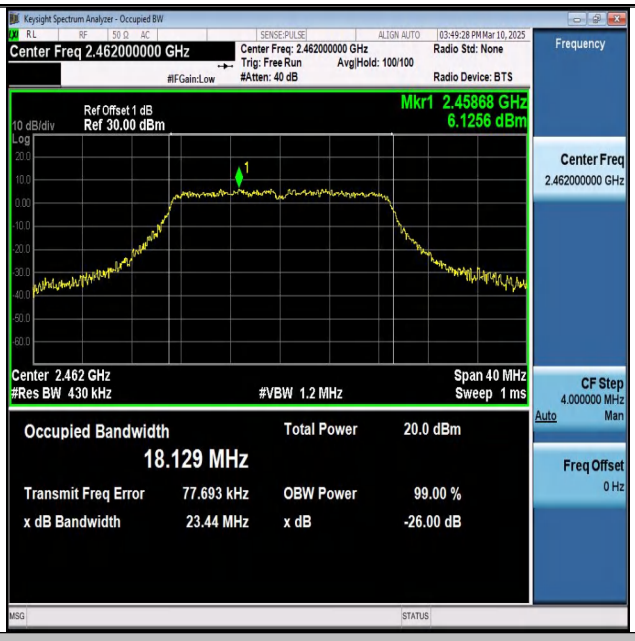

11N20SISO-Ant1-2462

Appendix C: Maximum conducted output power

Test Result Average

Test Mode	Antenna	Frequency [MHz]	Average power [dBm]	Duty Cycle [%]	DC Factor [dB]	Result [dBm]	Limit [dBm]	Verdict
11B	Ant1	2412	11.29	100.00	0.00	11.29	≤30.00	PASS
11B	Ant1	2437	11.40	100.00	0.00	11.40	≤30.00	PASS
11B	Ant1	2462	11.51	100.00	0.00	11.51	≤30.00	PASS
11G	Ant1	2412	13.63	100.00	0.00	13.63	≤30.00	PASS
11G	Ant1	2437	13.82	100.00	0.00	13.82	≤30.00	PASS
11G	Ant1	2462	13.90	100.00	0.00	**13.90**	≤30.00	PASS
11N20SISO	Ant1	2412	13.74	100.00	0.00	13.74	≤30.00	PASS
11N20SISO	Ant1	2437	13.75	100.00	0.00	13.75	≤30.00	PASS
11N20SISO	Ant1	2462	13.85	100.00	0.00	13.85	≤30.00	PASS

Note：The Duty Cycle Factor(10*log(1/D)) and cable loss are compensated in the graph.

Test Graphs Average

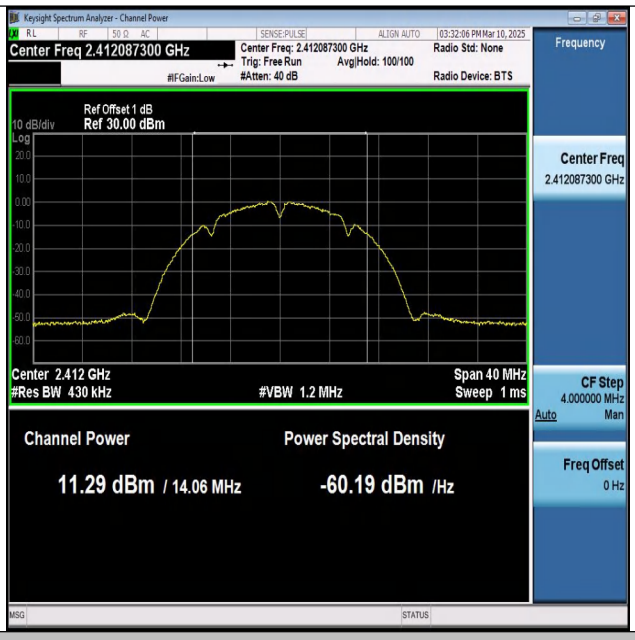

11B-Ant1-2412-PASS

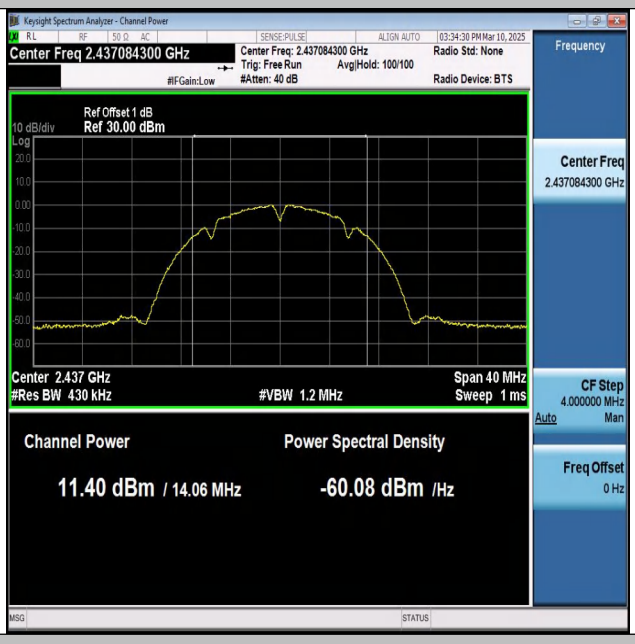

11B-Ant1-2437-PASS

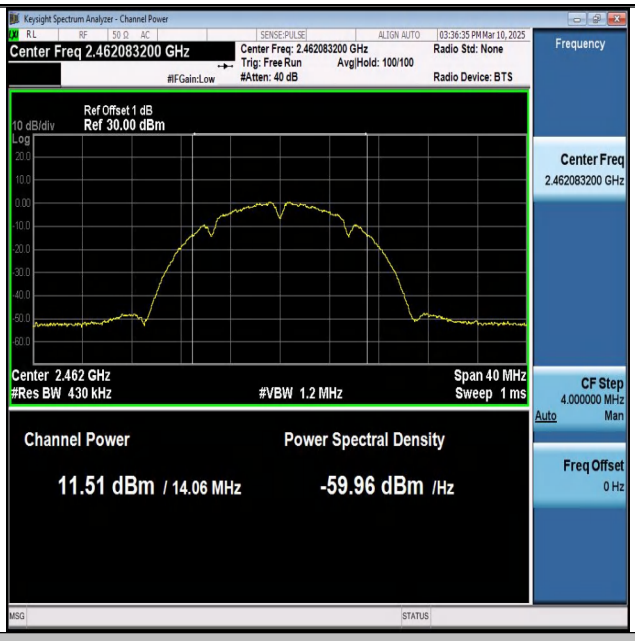

11B-Ant1-2462-PASS

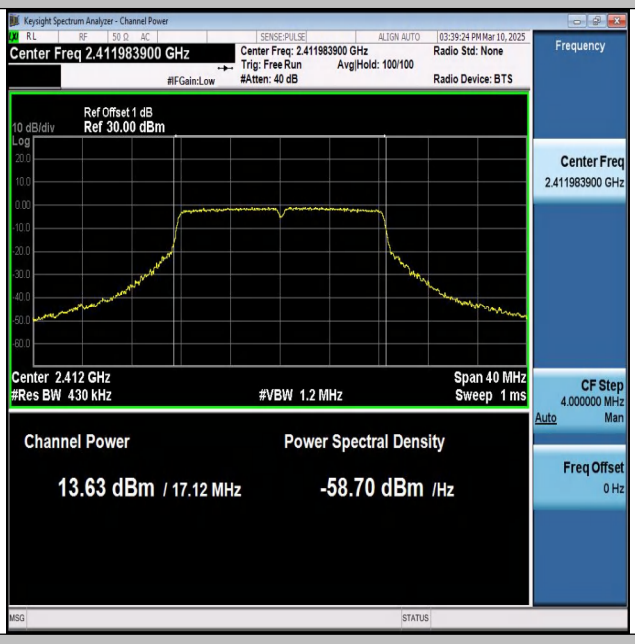

11G-Ant1-2412-PASS

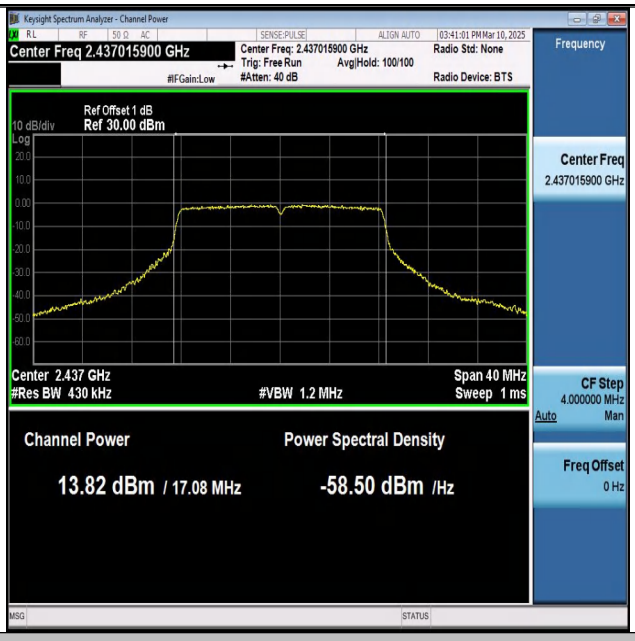

11G-Ant1-2437-PASS

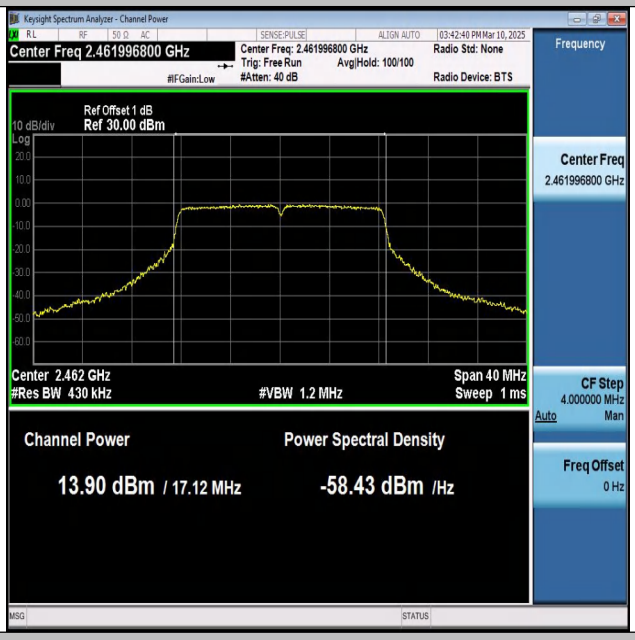

11G-Ant1-2462-PASS

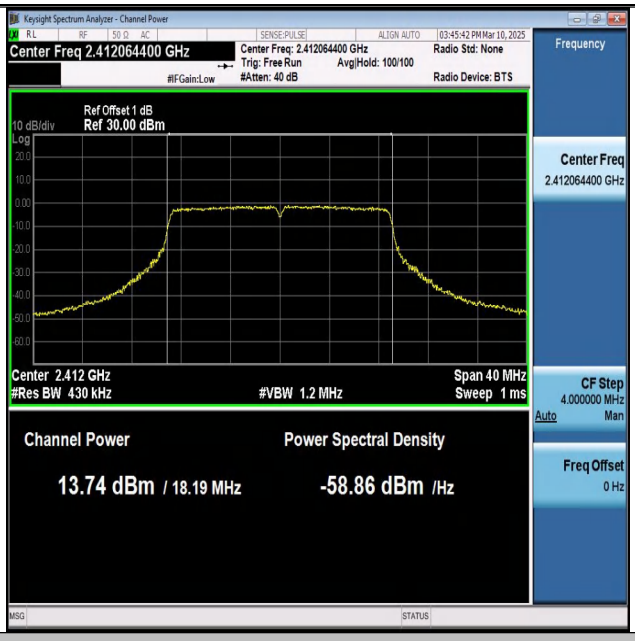

11N20SISO-Ant1-2412-PASS

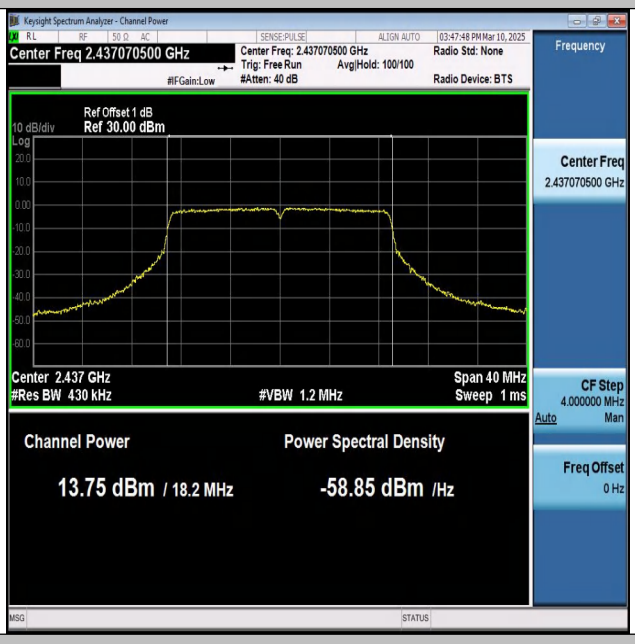

11N20SISO-Ant1-2437-PASS

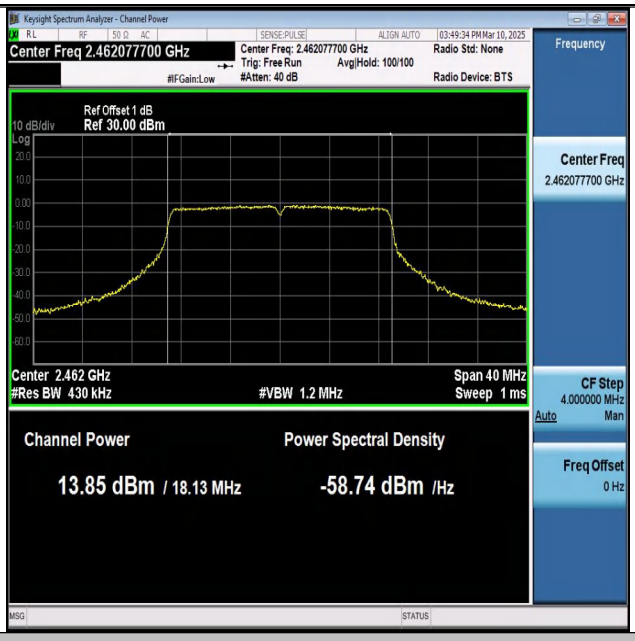

11N20SISO-Ant1-2462-PASS

Appendix D: Maximum power spectral density

Test Result

Test Mode	Antenna	Frequency[MHz]	Result [dBm/30kHz]	Result [dBm/3kHz]	Limit [dBm/3kHz]	Verdict
11B	Ant1	2412	-10.05	-20.05	≤8.00	PASS
11B	Ant1	2437	-10.51	-20.51	≤8.00	PASS
11B	Ant1	2462	-9.86	-19.86	≤8.00	PASS
11G	Ant1	2412	-10.65	-20.65	≤8.00	PASS
11G	Ant1	2437	-10.59	-20.59	≤8.00	PASS
11G	Ant1	2462	-10.25	-20.25	≤8.00	PASS
11N20SISO	Ant1	2412	-10.73	-20.73	≤8.00	PASS
11N20SISO	Ant1	2437	-10.70	-20.7	≤8.00	PASS
11N20SISO	Ant1	2462	-10.67	-20.67	≤8.00	PASS

Note：

1. The Duty Cycle Factor(10*log(1/D)) and cable loss are compensated in the graph.
2. PSD(dBm/3kHz)= PSD(dBm/30kHz)- (10*log(30/3))

Test Graphs

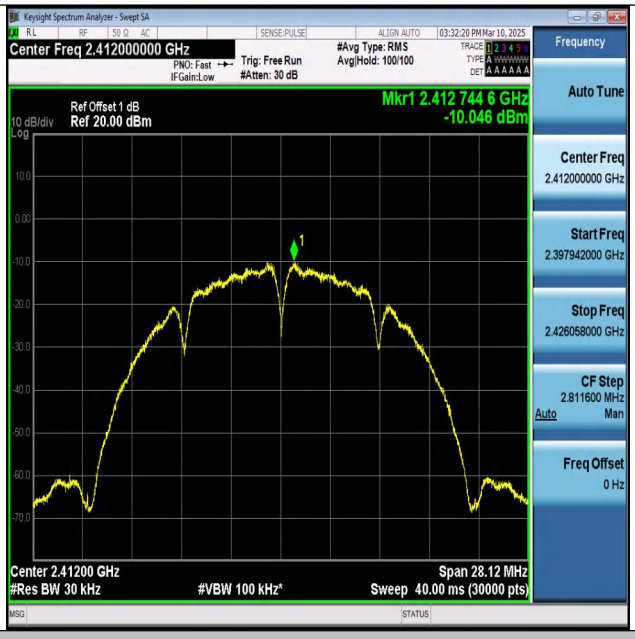

11B-Ant1-2412-PASS

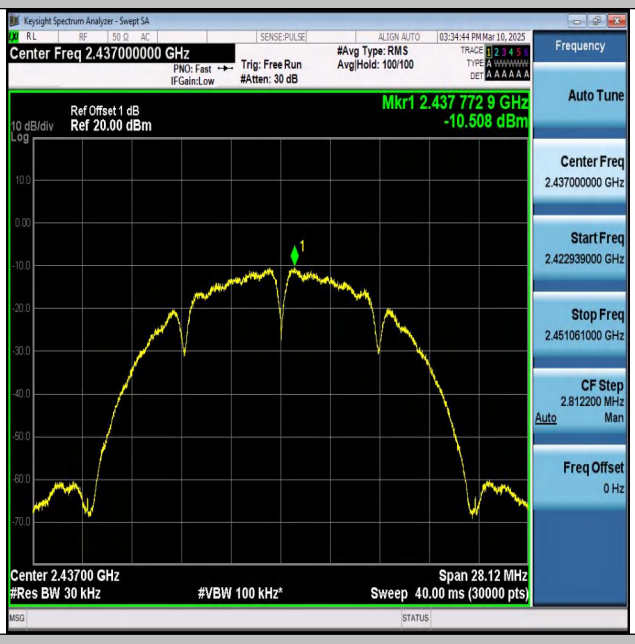

11B-Ant1-2437-PASS

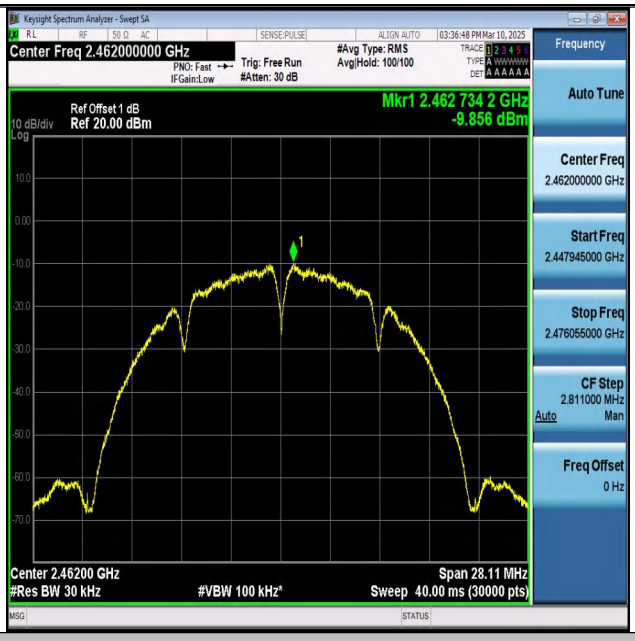

11B-Ant1-2462-PASS

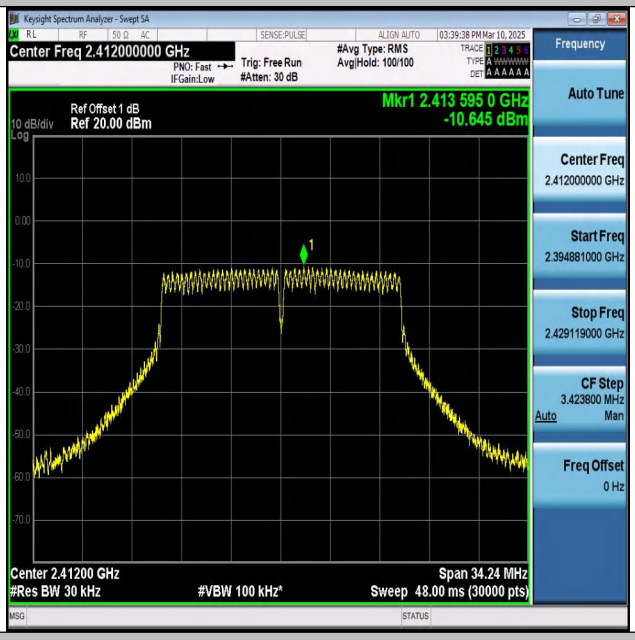

11G-Ant1-2412-PASS

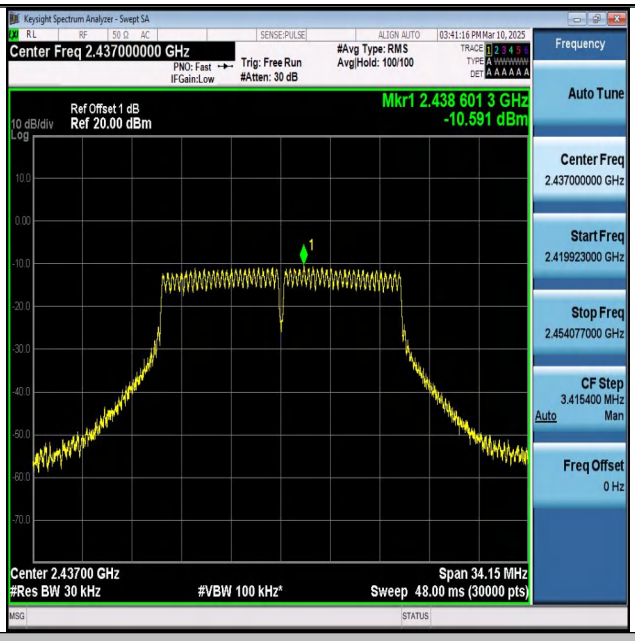

11G-Ant1-2437-PASS

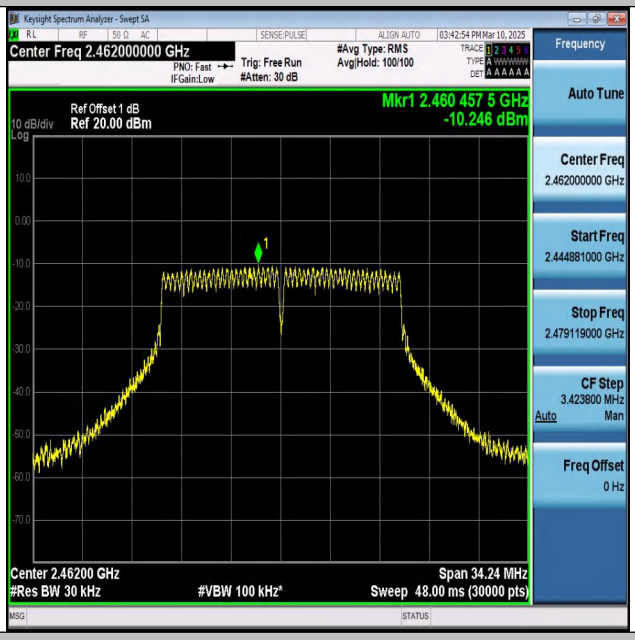

11G-Ant1-2462-PASS

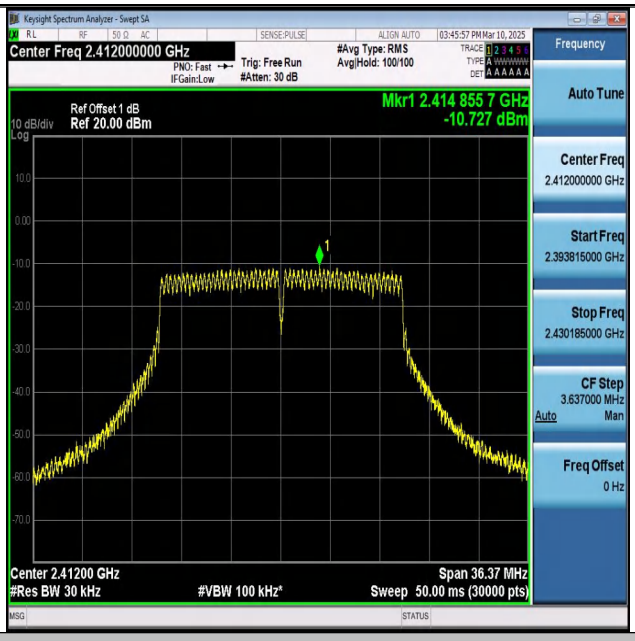

11N20SISO-Ant1-2412-PASS

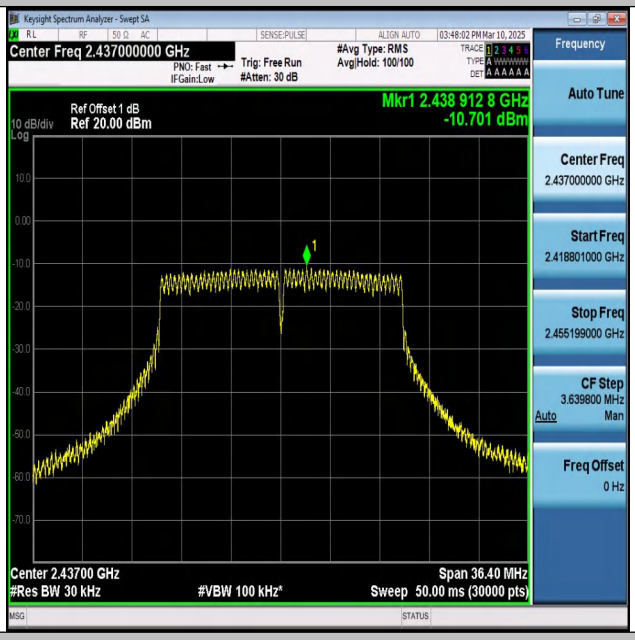

11N20SISO-Ant1-2437-PASS

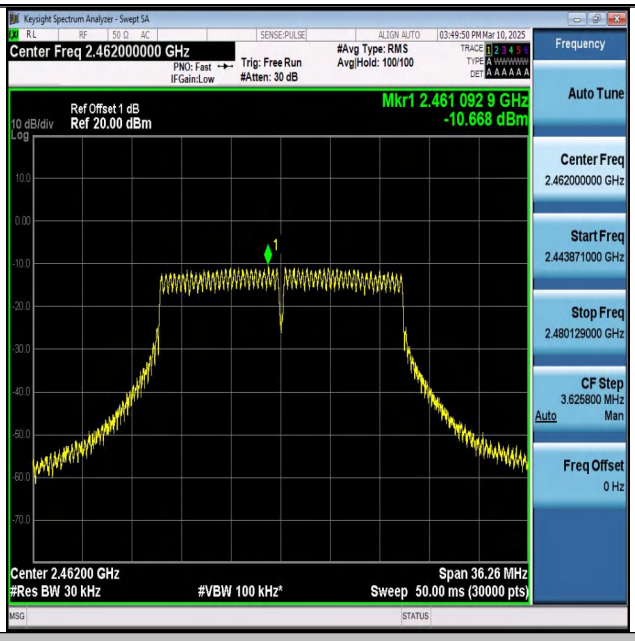

11N20SISO-Ant1-2462-PASS

Appendix E: Conducted Band edge

Test Result

Test Mode	Antenna	Ch. Name	Frequency[MHz]	Ref. Level[dBm]	Result[dBm]	Limit[dBm]	Verdict
11B	Ant1	Low	2412	1.88	-47.79	≤-28.12	PASS
11B	Ant1	High	2462	2.14	-54.9	≤-27.86	PASS
11G	Ant1	Low	2412	-0.53	-32.11	≤-30.53	PASS
11G	Ant1	High	2462	-0.34	-44.78	≤-30.34	PASS
11N20SISO	Ant1	Low	2412	-0.20	-31.24	≤-30.2	PASS
11N20SISO	Ant1	High	2462	0.26	-44.44	≤-29.74	PASS