# KANDAO

## QooCam

User Guide · 使用说明书 · 取扱説明書

## Parts Description

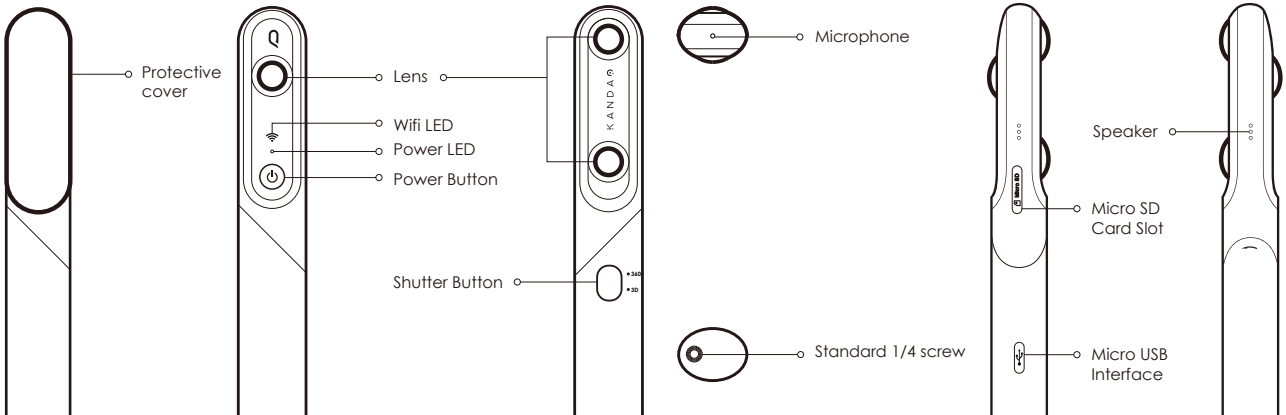


EN

## First Use

❶ **Before using the product, remove the lens protective cover, which can be used as a camera holder. When you finish shooting, put the lens protective cover back to the camera.**

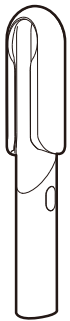

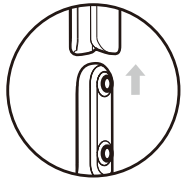

Take out the protective cover

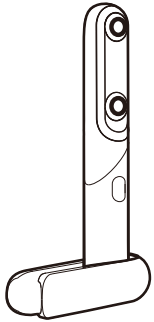

❷ **Rotate the upper part of camera to switch for different mode.**

Mode 1: 2D VR 360°

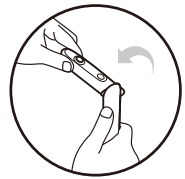

180° rotation

Mode 2: 3D VR 180°

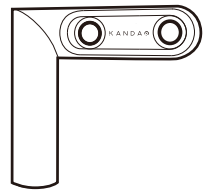


EN

## ❸ Use the camera alone

**ON**

Press the power button for 2 seconds to power on

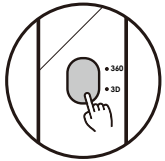


**Video**

Press the shutter button for 2 seconds to start recording;
Press the shutter button again to stop recording

**OFF**

Press the power button for 2 seconds to power off

**photo**

Press the shutter button to take a photo

EN

## ❹ Connect the camera to the mobile APP

(1)Press the power button for 2 seconds to power on
(2)Press the power button again to open WiFi function
(3)Open the mobile APP and connect the camera
(4)On the shooting page, you can choose to take a photo or video. Tap the capture button to take a photo or video.

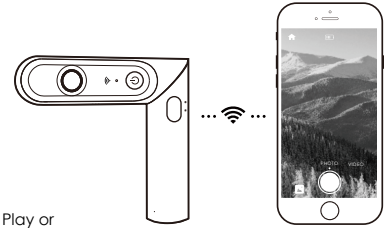


Search **QooCam** on App Store, Google Play or Apple Store to download and install the APP.

ANDROID APP ON Google Play

Download on the App Store

❺ **Click the album to view the pictures /videos taken**

❻ **Click the "Share" button to share the pictures/videos to the social platform**

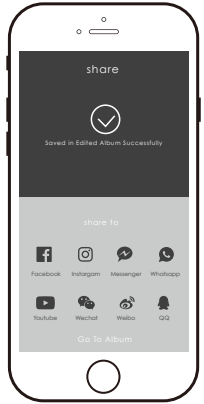


EN

## Content Storage

1.Insert the memory card into the camera and the pictures/videos taken will be stored in the memory card.

2.This product supports UHS-I and exFAT (FAT64) Micro SD cards of up to 256GB.

3.For long video recording, the video will be divided into 8-minute clips for storage.

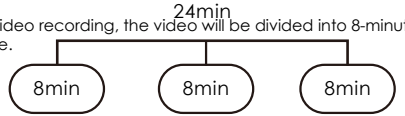


EN

## Packing List

QooCam
360 & 3D Camera

Protective cover

Velvet bag

User Guide

Warranty
Card

USB A Male to
Micro USB
Cable

# Statement

1. Please read these instructions;
2. Please pay attention to all warnings;
3. Please follow all instructions;
4. Never operate the device near heat sources such as radiators, heaters, stoves, or other heat generating equipment;
5. Only use accessories and parts specified and provided by the manufacturer for QOOCAM;
6. All maintenance should be conducted by the qualified personnel. Repairs are required in case of any types of damage to the device, for example, power cord or plug damage, liquid or object falling into the device, or getting wet in the rain or dampness, or failure to work or falling.

# Camera Security

Warning: If you fail to take the following precautions, you may be seriously injured or killed by the electric shock or fire disaster, or your QOOCAM may be damaged.
Please check before using the camera and accessories to make sure they are intact. For security, only QOOCAM accessories that are provided with the device or genuine ones purchased can be used. Using any other parts, accessories, or chargers not recommended by Kandao may result in fire, electric shock, or causalities. Damage caused by the use of unauthorized accessories or parts is not covered by the warranty. To learn about approved accessories, please visit the Kandao website:
www.kandaovr.com

1. Never touch the plug or charger with wet hands while the camera is being charged. If you do not follow this warning message, electric shock may occur.
2. Do not place or fix this product onto an unstable surface. Failure to observe this precaution can result in the product loosening or falling off, thus causing an accident or damaging the camera.
3. If you use an external power connection, please follow all safety guidelines for third-party powered devices.
4. The QOOCAM camera lens is made of glass. If the lens is damaged, please be careful to avoid scratching by broken glass. Keep it away from children.
5. The temperature of the camera may raise during operation, which is a normal phenomenon during use. In this case, turn off the camera, stop using it, and try it again later.
6. This product is not a toy and you are solely responsible for complying with all local laws, regulations and restrictions.
7. Do not use QooCam for unauthorized monitoring, secret photography, or in any other way that violates personal privacy laws. Under normal circumstances, it is strictly forbidden to use the camera for such purposes; otherwise the operator may have to assume major responsibilities and suffer from criminal lawsuits.
8. Cautions: Do not place the camera in extremely cold or extremely hot environments. Extremely cold or extremely hot conditions may shorten the battery life or cause the camera to temporarily malfunction.
9. Warning: There is no protection for the 3 lenses of QooCam, which may be easily scratched. It is recommended to always store the QooCam in the attached lens protective cover and avoid placing the lens on any surface. The lens scratch is not covered by the warranty.

This symbol indicates that your product should be handled separately from household waste according to local laws and regulations. When the product life ends, please take it to the collection site designated by the local authority. The separate collection and recycling of discarded products are helpful to the protection of natural resources. Besides, please make sure that they are recycled in ways that are beneficial to the human health and environmental protection.

Kandao. Inc. hereby declares that QooCam of wireless device type complies with Directive 2014/53/EU.
Product Name: QooCam 360&3D Camera, Product Model: QCM0106
Software Version:HW_2-SW_VER_31-ISP_0509H, HW Version:KIB_3_S317_MB_V2.0
QooCam transmits data in the frequency band 2.412-2.472GHz_or 5.15-5.25GHz . Particular laws and regulations of some countries may prohibit or restrict the use of partial or all frequency bands listed above. The maximum output power is 16 dBm.
Hereby, Kandao lightforge Co., Ltd. declares that the radio equipment type QCM0106 is in compliance with Directive 2014/53/EU.The full text of the EU declaration of conformity is available at the following internet address: https://www.kandaovr.com/en/qoocam/ce-marking.
Importers: Italy ADCOM s.r.l. Kandao VR camera reselling and after-sale service center in Italy. via Zanardi, 50 - 40131 Bologna
+39 051 36 99 40 www.adcom.it info@adcom.it

FCC ID : 2AMZV-KDQC
Changes or modifications not expressly approved by the party responsible for compliance could void the user's authority to operate the equipment. This equipment has been tested and found to comply with the limits for a Class B digital device, pursuant to Part 15 of the FCC Rules. These limits are designed to provide reasonable protection against harmful interference in a residential installation. This equipment generates, uses and can radiate radio frequency energy and, if not installed and used in accordance with the instructions, may cause harmful interference to radio communications. However, there is no guarantee that interference will not occur in a particular installation.
If this equipment does cause harmful interference to radio or television reception, which can be determined by turning the equipment off and on, the user is encouraged to try to correct the interference by one or more of the following measures:
-- Reorient or relocate the receiving antenna.
-- Increase the separation between the equipment and receiver.
-- Connect the equipment into an outlet on a circuit different from that to which the receiver is connected.
-- Consult the dealer or an experienced radio/TV technician for help.
This equipment complies with FCC radiation exposure limits set forth for an uncontrolled environment. End user must follow the specific operating instructions for satisfying RF exposure compliance. This transmitter must not be co-located or operating in conjunction with any other antenna of transmitter.
The portable device is designed to meet the requirements for exposure to radio waves established by the Federal Communications Commission (USA). These requirements set a SAR limit of 1.6 W/kg averaged over one gram of tissue. The highest SAR value reported under this standard during product certification for use when properly worn on the body(the test distance of SAR is 0mm)
This equipment complies with FCC radiation exposure limits set forth for an uncontrolled environment.
This device complies with Part 15 of the FCC Rules, Operation is subject to the following two conditions: (1) this device may not cause harmful interference, and (2) this device must accept any interference received, including interference that may cause undesired operation.

EN

## 部件介绍

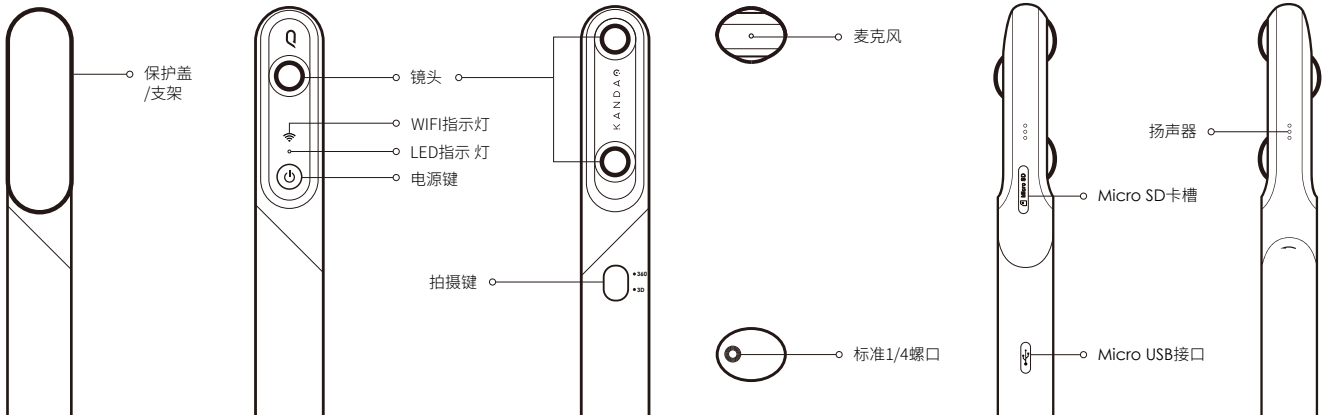
保护盖
/支架
镜头
WIFI指示灯
LED指示 灯
电源键
拍摄键
360
3D
KANDAO
麦克风
标准1/4螺口
扬声器
Micro SD卡槽
Micro USB接口

CN

## 首次使用

❶ 使用产品前，请先将镜头保护盖取出，镜头保护盖可作为相机支架使用。
使用完后，将镜头保护盖装回相机。

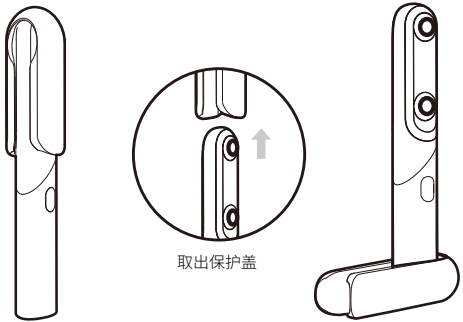


❷ 将相机上半部旋转180°,即可切换不同模式。

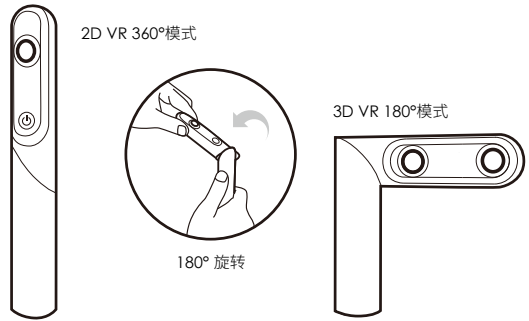


CN

## ❸ 相机单独使用

开机

长按2秒电源键

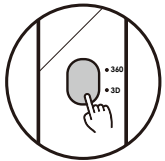


录像

长按2秒拍摄键开始
短按一下电源键停止

拍照

短按拍摄键

关机

长按2秒电源键

CN

## ❹ 相机连接手机APP使用

(1) 长按2秒电源键开机
(2) 短按电源键打开WIFI
(3) 打开手机APP，连接相机
(4) 在拍摄页可选择拍照或者录像，
轻按快门可进行拍照或者录像

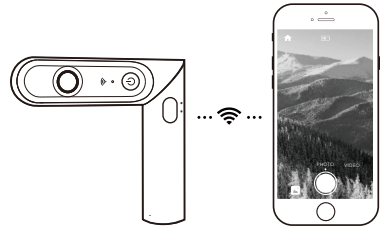


APP可在应用宝，Google Play,Apple Store
搜索**QooCam** 进行下载安装

ANDROID APP ON Google Play

Download on the App Store

❺ 点击相册可观看拍摄内容

❻ 点击分享按钮，可将拍摄内容分享至社交平台




CN

## 内容存储

1.相机插入内存卡，拍摄内容存储在内存卡

2.本产品支持 UHS-I，exFAT(FAT64) 格式的 Micro SD 卡；Micro SD 卡最大内存可支持 256GB。

3.若进行长视频录制，视频将会被分成8分钟一段存储。

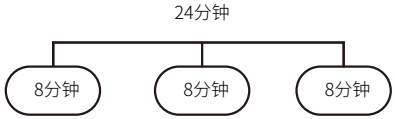


CN

## 配件清单

QooCam
360 & 3D相机

保护盖

绒布袋

说明书

保修卡

USB A公头 转
Micro USB线

## 声明

1.请阅读这些说明;
2.请注意所有警告;
3.请遵循所有说明;
4.切勿在散热器、电热器、炉子、或其它产热设备等热源附近进行工作;
5.仅使用制造商为QooCam指定和提供的附件与配件;
6.请将所有维修工作交由符合资质的人员处理。不论设备受到何种形式的损坏，例如电源线或插头损坏，液体渐入或物体落入此设备淋雨或受潮，无法正常工作或坠落，均需进行维修。

## 摄像机的安全

警告：如果你未能采取下列预防措施，则可能会因电击或火灾造成严重伤害或死亡，或者造成你的QooCam受损，使用摄像机和配件前请进行检查，确保其完好无损。处于安全原因，QooCam只能使用随附的或另行购买的正品QooCam配件。如使用并非由Kandao推荐的任何其它部件、配件或充电器，可能导致火灾、触电或人身伤亡。因使用未授权的附件而造成的损坏不属于担保范围。要了解获得批准的配件，请访问Kandao官网www.kandaovr.com

1.摄像机充电时，切勿用湿手碰触插头或充电器。如果您不遵守本警告信息，则可能发生触电。
2.切勿将本产品置于或固定在不稳定的表面上。不遵守此预防措施可能会导致产品松开或者脱落，从而引发事故或损坏相机。
3.如果使用外部电源连接，请遵守第三方供电设备的所有安全准则。
4.QooCam摄像机镜头采用玻璃制成。如果镜头破坏，请务必小心处理，避免被破碎的玻璃划伤，切勿让儿童接触。
5.摄像机在运行时温度可能会升高，这是使用过程的正常现象。在这种情况下，关闭相机，将摄像机静放至冷却后再尝试使用。
6.本产品并非玩具，您应全权负责遵守当地的所有法律、法规和限制。
7.请勿将QooCam用于未经授权的监控、偷拍或以侵犯个人隐私法规的任何方式使用。通常情况下，严禁将摄像机用于此类用途，并且可能会致使操作者承担重大责任和面临刑事诉讼。
8.注意事项：请勿将摄像机置于极冷或极热的环境中，极冷或极热条件可能会缩短电池的使用时间，或者导致相机暂时不能正常工作。
9.警告：QooCam的3个镜头没有任何保护，如果不注意则很容易形成划痕。始终将QooCam存放在随附的镜头保护盖中，避免将镜头放置在任何表面上，镜头划痕不在保修范围内。

该符号表示，根据当地法律法规，您的产品应和家庭垃圾分开处理。当产品寿命终止时，请将其带到地方当局指定的回收点。弃置产品时对其进行分开收集与回收有助于保护自然资源，并确保以有益人体健康和保护环境的方式进行回收。

Kandao. Inc. hereby declares that QooCam of wireless device type complies with Directive 2014/53/EU.
Product Name: QooCam 360&3D Camera, Product Model: QCM0106
Software Version:HW_2-SW_VER_31-ISP_0509H, HW Version:KIB_3_S317_MB_V2.0
QooCam transmits data in the frequency band 2.412-2.472GHz_or 5.15-5.25GHz . Particular laws and regulations of some countries may prohibit or restrict the use of partial or all frequency bands listed above. The maximum output power is 16 dBm.
Hereby, Kandao lightforge Co., Ltd. declares that the radio equipment type QCM0106 is in compliance with Directive 2014/53/EU.The full text of the EU declaration of conformity is available at the following internet address: https://www.kandaovr.com/en/qoocam/ce-marking.
Importers: Italy ADCOM s.r.l. Kandao VR camera reselling and after-sale service center in Italy. via Zanardi, 50 - 40131 Bologna
+39 051 36 99 40 www.adcom.it info@adcom.it

FCC ID : 2AMZV-KDQC
Changes or modifications not expressly approved by the party responsible for compliance could void the user's authority to operate the equipment.
This equipment has been tested and found to comply with the limits for a Class B digital device, pursuant to Part 15 of the FCC Rules. These limits are designed to provide reasonable protection against harmful interference in a residential installation. This equipment generates, uses and can radiate radio frequency energy and, if not installed and used in accordance with the instructions, may cause harmful interference to radio communications. However, there is no guarantee that interference will not occur in a particular installation.
If this equipment does cause harmful interference to radio or television reception, which can be determined by turning the equipment off and on, the user is encouraged to try to correct the interference by one or more of the following measures:
-- Reorient or relocate the receiving antenna.
-- Increase the separation between the equipment and receiver.
-- Connect the equipment into an outlet on a circuit different from that to which the receiver is connected.
-- Consult the dealer or an experienced radio/TV technician for help.
This equipment complies with FCC radiation exposure limits set forth for an uncontrolled environment. End user must follow the specific operating instructions for satisfying RF exposure compliance. This transmitter must not be co-located or operating in conjunction with any other antenna or transmitter.
The portable device is designed to meet the requirements for exposure to radio waves established by the Federal Communications Commission (USA). These requirements set a SAR limit of 1.6 W/kg averaged over one gram of tissue. The highest SAR value reported under this standard during product certification for use when properly worn on the body(the test distance of SAR is 0mm)
This equipment complies with FCC radiation exposure limits set forth for an uncontrolled environment.
This device complies with Part 15 of the FCC Rules, Operation is subject to the following two conditions: (1) this device may not cause harmful interference, and (2) this device must accept any interference received, including interference that may cause undesired operation.

CN

## 部品紹介

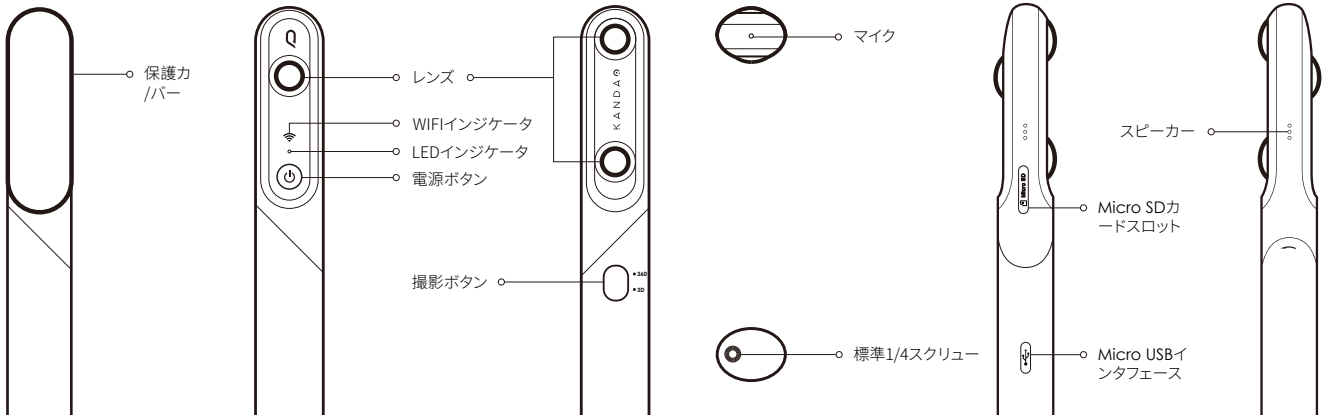
保護カ
/バー
レンズ
WIFIインジケータ
LEDインジケータ
電源ボタン
撮影ボタン
360
3D
KANDAO
マイク
標準1/4スクリュー
Micro SD
Micro SDカ
ードスロット
Micro USBイ
ンタフェース
スピーカー

JP

## 初回使用

❶ 製品を使用する前に、まずレンズ保護カバーを取り出し、レンズ保護カバーをカメラホルダとして使用してもよい。使用後、レンズ保護カバーをカメラに取り付けてください。

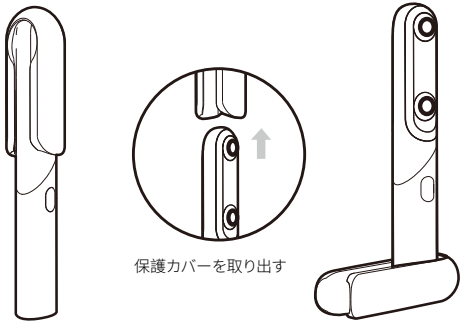


❷ カメラの上半部を180°回転させるとモードが切り替えられます。

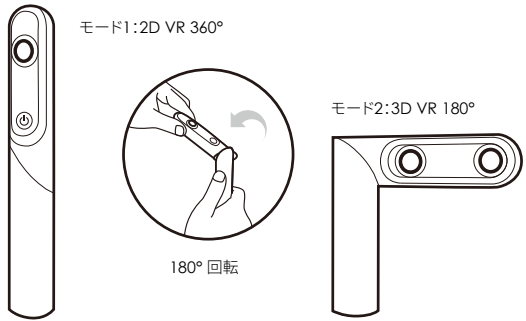

## ❸ カメラを単独で使用する場合

電源がオンになる

電源ボタンを2秒間長く押すと電源がオンになる

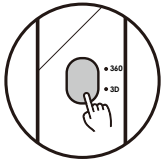


録画

撮影ボタンを2秒間長く押すと録画を開始する
電源ボタンを1度短く押すと録画を停止する

撮影

撮影ボタンを短く押すと撮影する

電源がオフになる

電源ボタンを2秒間長く押すと電源がオフになる

## ❹ カメラを携帯電話のAPPに接続して使用する場合

(1) 電源ボタンを2秒間長く押すと電源がオンになる
(2) 電源ボタンを短く押すとWIFIが起動する
(3) 携帯電話のAPPを開き、カメラに接続する
(4) 撮影ページでは撮影又は録画を選択してもよく、シャッターボタンを軽く押すと撮影又は録画できる

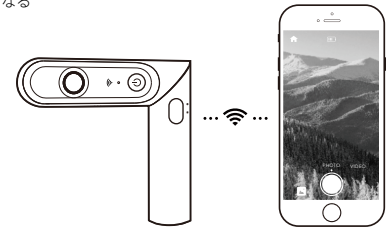


APPはアプリケーションストア、Google Play、Apple StoreにQooCamを検索してダウンロードしてインストールできる

ANDROID APP ON Google Play

Download on the App Store

❺ アルバムをクリックして撮影コンテンツを見ることができる

❻ ソーシャルプラットフォームに撮影コンテンツを共有するには、共有ボタンをクリックしてください

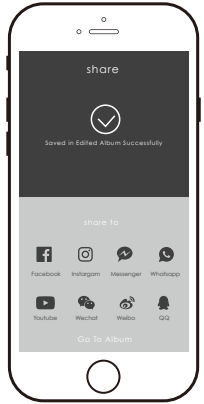

## コンテンツ記憶

1.カメラにメモリカードが挿入され、撮影コンテンツがメモリカードに記憶される。

2.本製品はUHS-I、exFAT(FAT64)フォーマットのMicro SDカードをサポートし、Micro SDカードはメモリが最大256GBである。

3.長いビデオを録画する場合、ビデオは8分間の分割単位で記憶される。

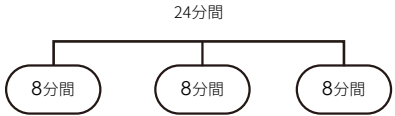


## アクセサリリスト

QooCam
360 & 3Dカメラ

保護カバー

ベルベットバッグ

説明書

保証書

USB A Male to
Micro USB
Cable

JP

## 声明

1.これらの説明を読んでください。
2. すべての警告を注意してください。
3. すべての説明に従ってください。
4. ラジエーター、ヒーター、ストーブなどの熱源の近くでは使用しないでください。
5. QOOCAMの製造元が指定し提供する付属品及びアクセサリのみを使用してください。
6. すべてのメンテナンス作業は有資格者に手渡してください。電源コードやプラグが破損したり、液体が徐々に入り込むか物体が本装置に落ちたり、装置が雨や湿気に晒されて正常に動作せず又は落ちたりするといった破損形態のと
ちらかの場合でも、いずれもメンテナンスする必要がある。

## ビデオカメラのセキュリティ

カメラとアクセサリを使用する前に、それらが元の状態であることを確認して
ください。セキュリティ上の理由から、QOOCAMは付属又は別に購買する純正のQOOCAMアクセサリしか使用できない。Kandaoで推奨されていない他の部品、アクセサリ、又は充電器を使用すると、火災、感電、人身傷害の原因になることがある。不正な付属品の使用による損害は、保証の対象とならない。認可されたアクセサリについては、Kandaoのウェブサイトwww.kandaovr.comにアクセスしてください。
1.ビデオカメラの充電中に、濡れた手でプラグや充電器に触れないでください。この警告メッセージに従わないと、感電することがある。
2. 本製品を不安定な場所に配置又は固定しないでください。この注意事項を守らないと、製品がゆるんだり落下したりして、事故やカメラの故障の原因となる。
3. 外部電源接続を使用する場合、サードパーティ製の電源に関するすべての安全ガイドラインを守ってください。
4. QOOCAMカメラレンズはガラス製である。レンズが破損している場合、破損したガラスに傷つけられないように注意して取り扱い、子供が触れないようにしてください。
5. 動作中にカメラの温度が上昇することがあるが、これは使用中の正常な現象である。この場合は、カメラの電源を切ってから、カメラが冷えるまで静止させてからもう一度試してください。
6. 本製品はおもちゃではなく、地元の法律、法規及び規制を遵守することは、お客様自身の責任である。
7. QooCamを無許可の監視、こっそり撮影又は個人情報保護法に違反するあらゆる方法で使用しないでください。通常、このような目的でカメラを使用することは厳重に禁止されており、操作者に大きな責任を負わせ、刑事訴訟を起こす可能性がある。
8. 注意事項：極端に寒い場所や極端に高温の場所に置かないでください。極端に寒い場所や極端に高温な場所では、電池の寿命が短くなったり、カメラが一時的に故障したりすることがある。
9. 警告：QooCamの3つのレンズは保護されておらず、気付かれなければ簡単に傷つけられる。常に付属のレンズ保護カバー内にQooCamを保管して、レンズを任意の表面上に置くことを回避してください。レンズの傷は保証対象外である。

該マークは、地元の法律及び法規に従って、製品を家庭廃棄物とは別に処理する必要があることを示す。製品の寿命が終わったら、地方自治体の指定した収集場所に持ち込んでください。製品を廃棄する時に別々収集及び回収して自然資源の保護に役立ち、人々の健康に有益で環境に優しい方式で回収するよう確保する。

Kandao. Inc. hereby declares that QooCam of wireless device type complies with Directive 2014/53/EU.
Product Name: QooCam 360&3D Camera, Product Model: QCM0106
Software Version:HW_2-SW_VER_31-ISP_0509H, HW Version:KIB_3_S317_MB_V2.0
QooCam transmits data in the frequency band 2.412-2.472GHz_or 5.15-5.25GHz . Particular laws and regulations of some countries may prohibit or restrict the use of partial or all frequency bands listed above. The maximum output power is 16 dBm.
Hereby, Kandao lightforge Co., Ltd. declares that the radio equipment type QCM0106 is in compliance with Directive 2014/53/EU.The full text of the EU declaration of conformity is available at the following internet address: https://www.kandaovr.com/en/qoocam/ce-marking.
Importers: Italy ADCOM s.r.l. Kandao VR camera reselling and after-sale service center in Italy. via Zanardi, 50 - 40131 Bologna
+39 051 36 99 40 www.adcom.it info@adcom.it

FCC ID : 2AMZV-KDQC
Changes or modifications not expressly approved by the party responsible for compliance could void the user's authority to operate the equipment.
This equipment has been tested and found to comply with the limits for a Class B digital device, pursuant to Part 15 of the FCC Rules. These limits are designed to provide reasonable protection against harmful interference in a residential installation. This equipment generates, uses and can radiate radio frequency energy and, if not installed and used in accordance with the instructions, may cause harmful interference to radio communications. However, there is no guarantee that interference will not occur in a particular installation.
If this equipment does cause harmful interference to radio or television reception, which can be determined by turning the equipment off and on, the user is encouraged to try to correct the interference by one or more of the following measures:
-- Reorient or relocate the receiving antenna.
-- Increase the separation between the equipment and receiver.
-- Connect the equipment into an outlet on a circuit different from that to which the receiver is connected.
-- Consult the dealer or an experienced radio/TV technician for help.
This equipment complies with FCC radiation exposure limits set forth for an uncontrolled environment. End user must follow the specific operating instructions for satisfying RF exposure compliance. This transmitter must not be co-located or operating in conjunction with any other antenna or transmitter.
The portable device is designed to meet the requirements for exposure to radio waves established by the Federal Communications Commission (USA). These requirements set a SAR limit of 1.6 W/kg averaged over one gram of tissue. The highest SAR value reported under this standard during product certification for use when properly worn on the body(the test distance of SAR is 0mm)
This equipment complies with FCC radiation exposure limits set forth for an uncontrolled environment.
This device complies with Part 15 of the FCC Rules, Operation is subject to the following two conditions: (1) this device may not cause harmful interference, and (2) this device must accept any interference received, including interference that may cause undesired operation.

JP

Use Restriction: This device is restricted to indoor use when operating in the 5150 to 5350 MHz frequency range in following countries.

| | | | | |
|---|---|---|---|---|
| AT | BE | BG | CZ | DK |
| EE | FR | DE | SE | IE |
| IT | EL | ES | CY | LV |
| HR | LT | LU | HU | MT |
| NL | FI | PL | PT | RO |
| SI | SK | UK | | |

KANDAO

www.kandaovr.com

Kandao is a high tech company committed to virtual reality with a strong mixed of mission and passion to build the best VR camera for the mass. The co-founders and core team members of Kandao graduated from top universities and have either/both technical and/or commercial backgrounds in leading technology organization such as Tencent ,Huawei ,Philips, Sharp and other well-known enterprises. With strong research, development, and operational capabilities, Kandao builds the word's first portable high quality 3D 360 camera and are creating more fascinating VR technologies.

+86-400-832-1900 service@kandaovr.com

Unit 5D, Block M7, SinoSteel Building, Nanshan, Shenzhen, China