| Test Mode | Channel | Polarization | Verdict |
|---|---|---|---|
| 11B | HCH | Vertical | PASS |

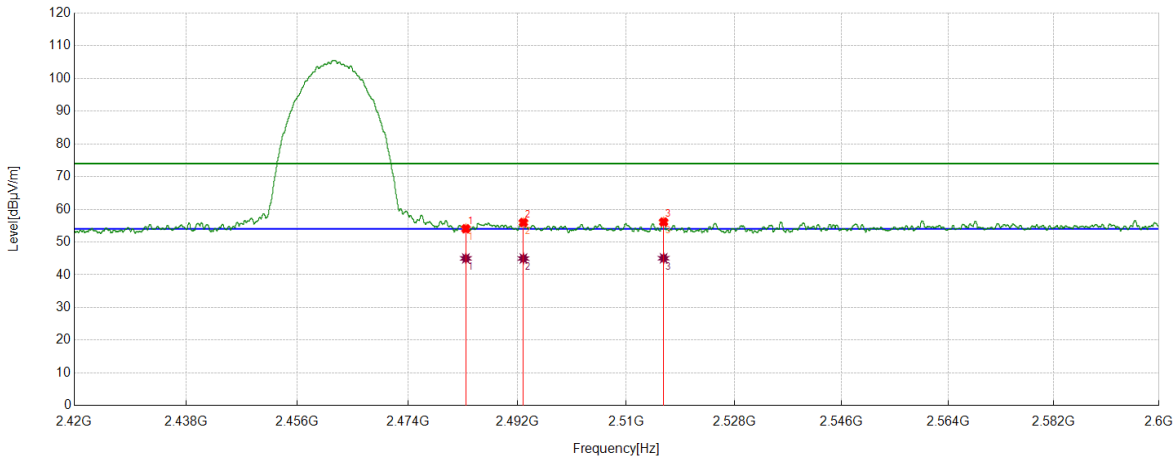


PK Result:

| No. | Frequency | Reading Level | Correct Factor | Result | Limit | Margin | Remark |
|---|---|---|---|---|---|---|---|
| | [MHz] | [dBuV] | [dB/m] | [dBuV/m] | [dBuV/m] | [dB] | |
| 1 | 2483.5000 | 39.81 | 14.25 | 54.06 | 74.00 | -19.94 | Vertical |
| 2 | 2492.9766 | 41.63 | 14.35 | 55.98 | 74.00 | -18.02 | Vertical |
| 3 | 2516.1995 | 41.63 | 14.51 | 56.14 | 74.00 | -17.86 | Vertical |

AV Result:

| No. | Frequency | Reading Level | Correct Factor | Result | Limit | Margin | Remark |
|---|---|---|---|---|---|---|---|
| | [MHz] | [dBuV] | [dB/m] | [dBuV/m] | [dBuV/m] | [dB] | |
| 1 | 2483.5000 | 30.75 | 14.25 | 45.00 | 54.00 | -9.00 | Vertical |
| 2 | 2492.9766 | 30.62 | 14.35 | 44.97 | 54.00 | -9.03 | Vertical |
| 3 | 2516.1995 | 30.54 | 14.51 | 45.05 | 54.00 | -8.95 | Vertical |

Note: 1. Peak detector: RBW: 1 MHz, VBW: 3 MHz.
2. Average detector: RBW: 1 MHz, VBW: 1/T MHz(refer to clause 7.1.).
3. Measurement = Reading Level + Correct Factor,
Correct Factor = Antenna Factor + Loss (Cable + Attenuator) – Amplifier Gain.
4. Only the worst case emission was recorded, if it complies with the limit, the other emissions deemed to comply with the limit.


*This report shall not be reproduced except in full, without the written approval of UL-CCIC COMPANY LIMITED.*

| Test Mode | Channel | Polarization | Verdict |
|---|---|---|---|
| 11G | LCH | Horizontal | PASS |

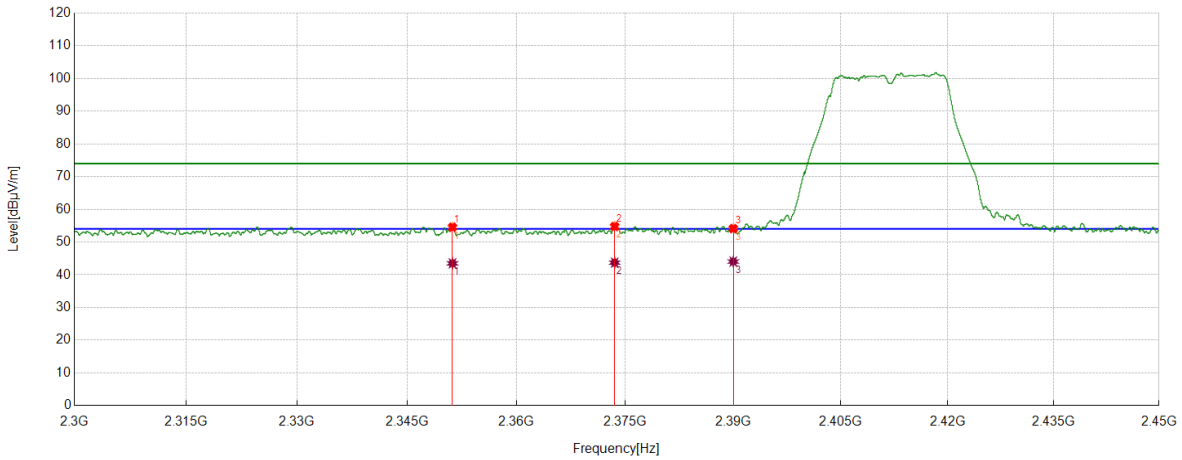


PK Result:

| No. | Frequency | Reading Level | Correct Factor | Result | Limit | Margin | Remark |
|---|---|---|---|---|---|---|---|
| | [MHz] | [dBuV] | [dB/m] | [dBuV/m] | [dBuV/m] | [dB] | |
| 1 | 2351.2314 | 41.01 | 13.53 | 54.54 | 74.00 | -19.46 | Horizontal |
| 2 | 2373.5467 | 41.21 | 13.56 | 54.77 | 74.00 | -19.23 | Horizontal |
| 3 | 2390.0000 | 40.64 | 13.48 | 54.12 | 74.00 | -19.88 | Horizontal |

AV Result:

| No. | Frequency | Reading Level | Correct Factor | Result | Limit | Margin | Remark |
|---|---|---|---|---|---|---|---|
| | [MHz] | [dBuV] | [dB/m] | [dBuV/m] | [dBuV/m] | [dB] | |
| 1 | 2351.2314 | 29.97 | 13.53 | 43.50 | 54.00 | -10.50 | Horizontal |
| 2 | 2373.5467 | 30.15 | 13.56 | 43.71 | 54.00 | -10.29 | Horizontal |
| 3 | 2390.0000 | 30.56 | 13.48 | 44.04 | 54.00 | -9.96 | Horizontal |

Note: 1. Peak detector: RBW: 1 MHz, VBW: 3 MHz.
2. Average detector: RBW: 1 MHz, VBW: 1/T MHz(refer to clause 7.1.).
3. Measurement = Reading Level + Correct Factor,
Correct Factor = Antenna Factor + Loss (Cable + Attenuator) – Amplifier Gain.
4. Only the worst case emission was recorded, if it complies with the limit, the other emissions deemed to comply with the limit.


*This report shall not be reproduced except in full, without the written approval of UL-CCIC COMPANY LIMITED.*

| Test Mode | Channel | Polarization | Verdict |
|---|---|---|---|
| 11G | LCH | Vertical | PASS |

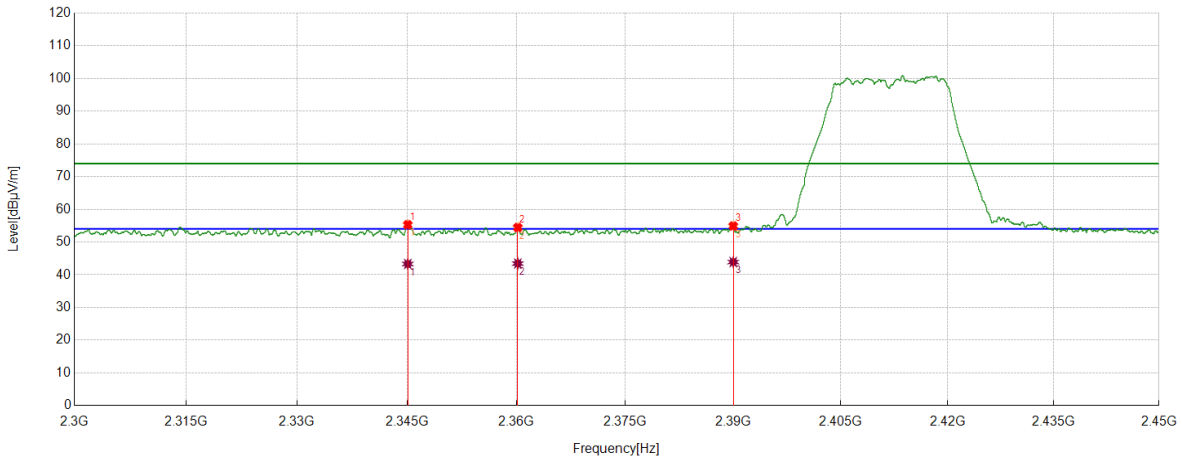


PK Result:

| No. | Frequency | Reading Level | Correct Factor | Result | Limit | Margin | Remark |
|---|---|---|---|---|---|---|---|
| | [MHz] | [dBuV] | [dB/m] | [dBuV/m] | [dBuV/m] | [dB] | |
| 1 | 2345.1181 | 41.81 | 13.49 | 55.30 | 74.00 | -18.70 | Vertical |
| 2 | 2360.195 | 40.99 | 13.46 | 54.45 | 74.00 | -19.55 | Vertical |
| 3 | 2390.0000 | 41.44 | 13.48 | 54.92 | 74.00 | -19.08 | Vertical |

AV Result:

| No. | Frequency | Reading Level | Correct Factor | Result | Limit | Margin | Remark |
|---|---|---|---|---|---|---|---|
| | [MHz] | [dBuV] | [dB/m] | [dBuV/m] | [dBuV/m] | [dB] | |
| 1 | 2345.1181 | 29.81 | 13.49 | 43.30 | 54.00 | -10.70 | Vertical |
| 2 | 2360.195 | 29.97 | 13.46 | 43.43 | 54.00 | -10.57 | Vertical |
| 3 | 2390.0000 | 30.41 | 13.48 | 43.89 | 54.00 | -10.11 | Vertical |

Note: 1. Peak detector: RBW: 1 MHz, VBW: 3 MHz.
2. Average detector: RBW: 1 MHz, VBW: 1/T MHz(refer to clause 7.1.).
3. Measurement = Reading Level + Correct Factor,
Correct Factor = Antenna Factor + Loss (Cable + Attenuator) – Amplifier Gain.
4. Only the worst case emission was recorded, if it complies with the limit, the other emissions deemed to comply with the limit.


*This report shall not be reproduced except in full, without the written approval of UL-CCIC COMPANY LIMITED.*

| Test Mode | Channel | Polarization | Verdict |
|---|---|---|---|
| 11G | HCH | Horizontal | PASS |

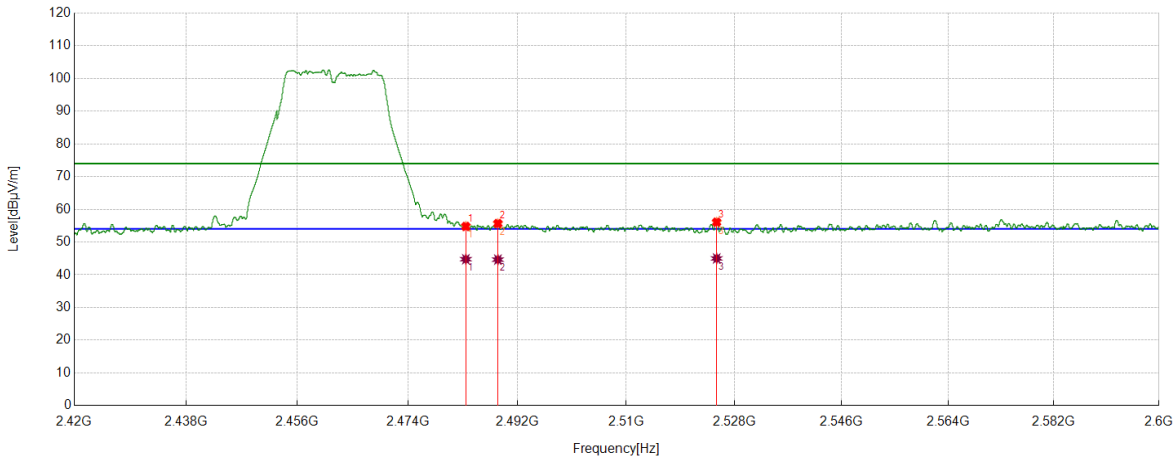


PK Result:

| No. | Frequency | Reading Level | Correct Factor | Result | Limit | Margin | Remark |
|---|---|---|---|---|---|---|---|
| | [MHz] | [dBuV] | [dB/m] | [dBuV/m] | [dBuV/m] | [dB] | |
| 1 | 2483.5000 | 40.52 | 14.25 | 54.77 | 74.00 | -19.23 | Horizontal |
| 2 | 2488.7686 | 41.32 | 14.35 | 55.67 | 74.00 | -18.33 | Horizontal |
| 3 | 2525.0431 | 41.59 | 14.49 | 56.08 | 74.00 | -17.92 | Horizontal |

AV Result:

| No. | Frequency | Reading Level | Correct Factor | Result | Limit | Margin | Remark |
|---|---|---|---|---|---|---|---|
| | [MHz] | [dBuV] | [dB/m] | [dBuV/m] | [dBuV/m] | [dB] | |
| 1 | 2483.5000 | 30.50 | 14.25 | 44.75 | 54.00 | -9.25 | Horizontal |
| 2 | 2488.7686 | 30.28 | 14.35 | 44.63 | 54.00 | -9.37 | Horizontal |
| 3 | 2525.0431 | 30.50 | 14.49 | 44.99 | 54.00 | -9.01 | Horizontal |

Note: 1. Peak detector: RBW: 1 MHz, VBW: 3 MHz.
2. Average detector: RBW: 1 MHz, VBW: 1/T MHz(refer to clause 7.1.).
3. Measurement = Reading Level + Correct Factor,
Correct Factor = Antenna Factor + Loss (Cable + Attenuator) – Amplifier Gain.
4. Only the worst case emission was recorded, if it complies with the limit, the other emissions deemed to comply with the limit.


*This report shall not be reproduced except in full, without the written approval of UL-CCIC COMPANY LIMITED.*

| Test Mode | Channel | Polarization | Verdict |
|---|---|---|---|
| 11G | HCH | Vertical | PASS |

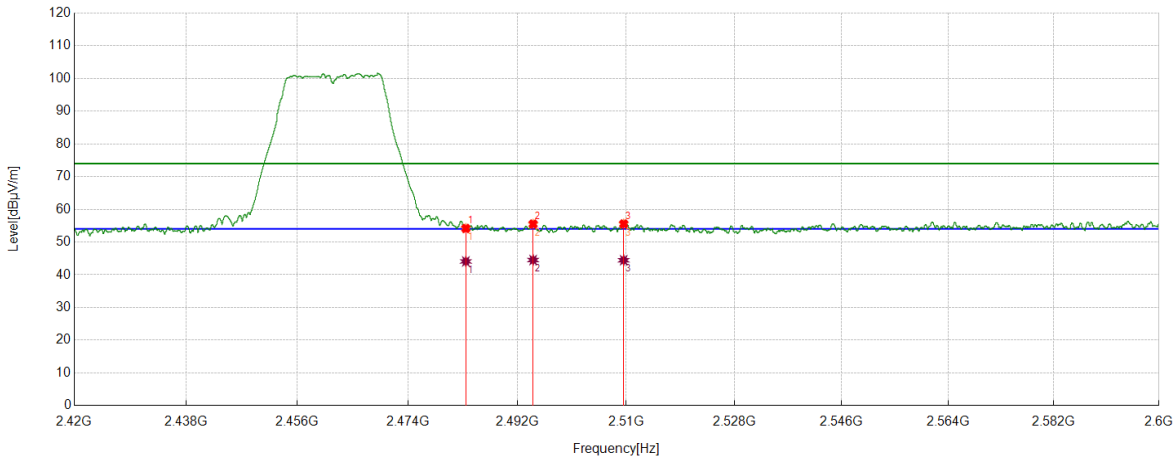


PK Result:

| No. | Frequency | Reading Level | Correct Factor | Result | Limit | Margin | Remark |
|---|---|---|---|---|---|---|---|
| | [MHz] | [dBuV] | [dB/m] | [dBuV/m] | [dBuV/m] | [dB] | |
| 1 | 2483.5000 | 39.91 | 14.25 | 54.16 | 74.00 | -19.84 | Vertical |
| 2 | 2494.5743 | 41.18 | 14.33 | 55.51 | 74.00 | -18.49 | Vertical |
| 3 | 2509.5612 | 41.08 | 14.46 | 55.54 | 74.00 | -18.46 | Vertical |

AV Result:

| No. | Frequency | Reading Level | Correct Factor | Result | Limit | Margin | Remark |
|---|---|---|---|---|---|---|---|
| | [MHz] | [dBuV] | [dB/m] | [dBuV/m] | [dBuV/m] | [dB] | |
| 1 | 2483.5000 | 29.83 | 14.25 | 44.08 | 54.00 | -9.92 | Vertical |
| 2 | 2494.5743 | 30.18 | 14.33 | 44.51 | 54.00 | -9.49 | Vertical |
| 3 | 2509.5612 | 29.99 | 14.46 | 44.45 | 54.00 | -9.55 | Vertical |

Note: 1. Peak detector: RBW: 1 MHz, VBW: 3 MHz.
2. Average detector: RBW: 1 MHz, VBW: 1/T MHz(refer to clause 7.1.).
3. Measurement = Reading Level + Correct Factor,
Correct Factor = Antenna Factor + Loss (Cable + Attenuator) – Amplifier Gain.
4. Only the worst case emission was recorded, if it complies with the limit, the other emissions deemed to comply with the limit.


*This report shall not be reproduced except in full, without the written approval of UL-CCIC COMPANY LIMITED.*

| Test Mode | Channel | Polarization | Verdict |
|---|---|---|---|
| 11N HT20 | LCH | Horizontal | PASS |

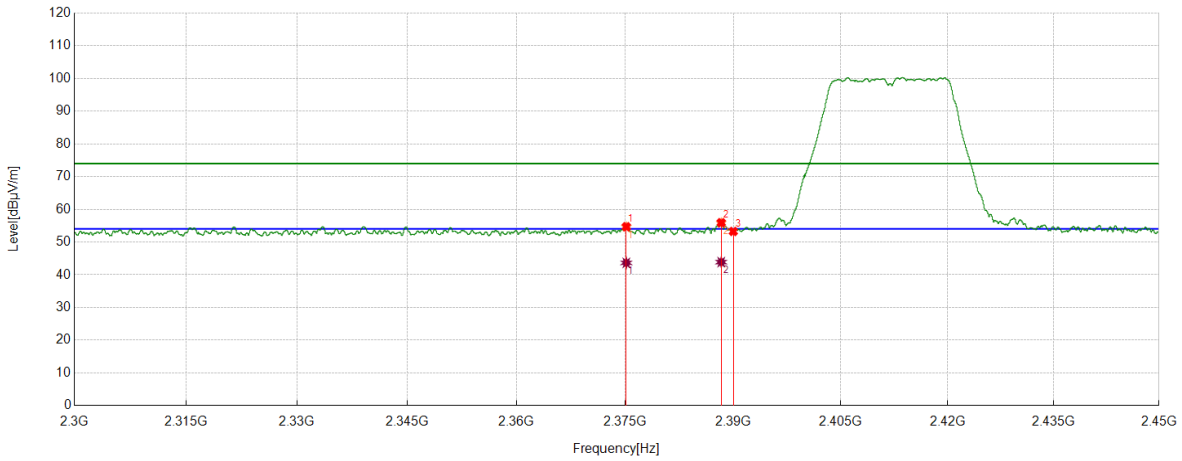


PK Result:

| No. | Frequency | Reading Level | Correct Factor | Result | Limit | Margin | Remark |
|---|---|---|---|---|---|---|---|
| | [MHz] | [dBuV] | [dB/m] | [dBuV/m] | [dBuV/m] | [dB] | |
| 1 | 2375.1594 | 41.10 | 13.58 | 54.68 | 74.00 | -19.32 | Horizontal |
| 2 | 2388.3235 | 42.41 | 13.50 | 55.91 | 74.00 | -18.09 | Horizontal |
| 3 | 2390.0000 | 39.76 | 13.48 | 53.24 | 74.00 | -20.76 | Horizontal |

AV Result:

| No. | Frequency | Reading Level | Correct Factor | Result | Limit | Margin | Remark |
|---|---|---|---|---|---|---|---|
| | [MHz] | [dBuV] | [dB/m] | [dBuV/m] | [dBuV/m] | [dB] | |
| 1 | 2375.1594 | 30.06 | 13.58 | 43.64 | 54.00 | -10.36 | Horizontal |
| 2 | 2388.3235 | 30.37 | 13.50 | 43.87 | 54.00 | -10.13 | Horizontal |

Note: 1. Peak detector: RBW: 1 MHz, VBW: 3 MHz.
2. Average detector: RBW: 1 MHz, VBW: 1/T MHz(refer to clause 7.1.).
3. Measurement = Reading Level + Correct Factor,
Correct Factor = Antenna Factor + Loss (Cable + Attenuator) – Amplifier Gain.
4. Only the worst case emission was recorded, if it complies with the limit, the other emissions deemed to comply with the limit.


*This report shall not be reproduced except in full, without the written approval of UL-CCIC COMPANY LIMITED.*

| Test Mode | Channel | Polarization | Verdict |
|---|---|---|---|
| 11N HT20 | LCH | Vertical | PASS |

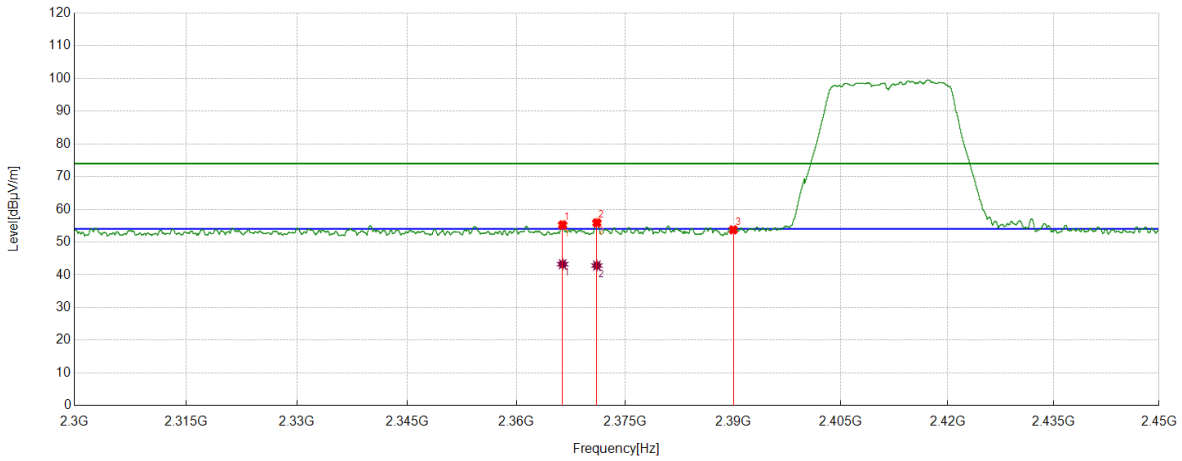


PK Result:

| No. | Frequency | Reading Level | Correct Factor | Result | Limit | Margin | Remark |
|---|---|---|---|---|---|---|---|
| | [MHz] | [dBuV] | [dB/m] | [dBuV/m] | [dBuV/m] | [dB] | |
| 1 | 2366.3645 | 41.72 | 13.52 | 55.24 | 74.00 | -18.76 | Vertical |
| 2 | 2371.0901 | 42.32 | 13.56 | 55.88 | 74.00 | -18.12 | Vertical |
| 3 | 2390.0000 | 40.25 | 13.48 | 53.73 | 74.00 | -20.27 | Vertical |

AV Result:

| No. | Frequency | Reading Level | Correct Factor | Result | Limit | Margin | Remark |
|---|---|---|---|---|---|---|---|
| | [MHz] | [dBuV] | [dB/m] | [dBuV/m] | [dBuV/m] | [dB] | |
| 1 | 2366.3645 | 29.71 | 13.52 | 43.23 | 54.00 | -10.77 | Vertical |
| 2 | 2371.0901 | 29.26 | 13.56 | 42.82 | 54.00 | -11.18 | Vertical |

Note: 1. Peak detector: RBW: 1 MHz, VBW: 3 MHz.
2. Average detector: RBW: 1 MHz, VBW: 1/T MHz(refer to clause 7.1.).
3. Measurement = Reading Level + Correct Factor,
Correct Factor = Antenna Factor + Loss (Cable + Attenuator) – Amplifier Gain.
4. Only the worst case emission was recorded, if it complies with the limit, the other emissions deemed to comply with the limit.


*This report shall not be reproduced except in full, without the written approval of UL-CCIC COMPANY LIMITED.*

| Test Mode | Channel | Polarization | Verdict |
|---|---|---|---|
| 11N HT20 | HCH | Horizontal | PASS |

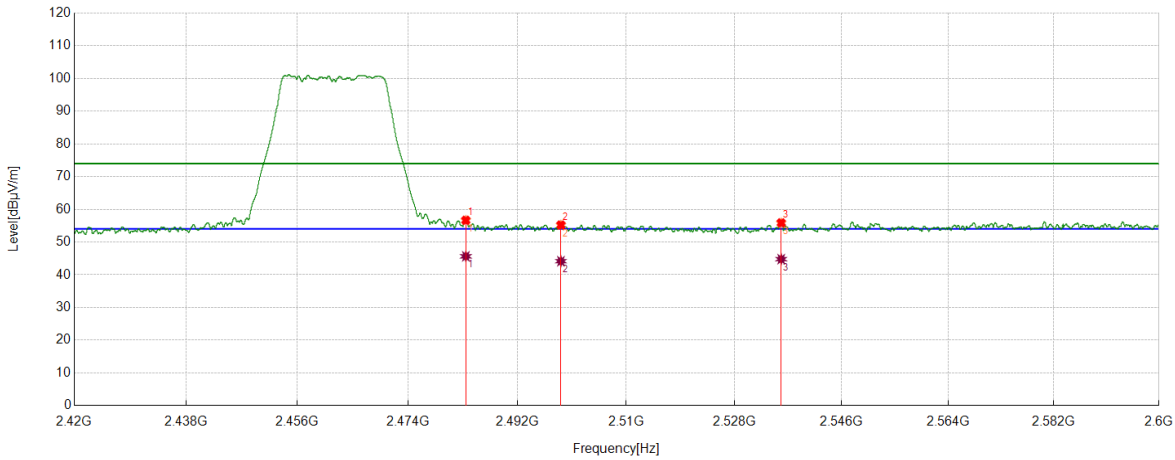


PK Result:

| No. | Frequency | Reading Level | Correct Factor | Result | Limit | Margin | Remark |
|---|---|---|---|---|---|---|---|
| | [MHz] | [dBuV] | [dB/m] | [dBuV/m] | [dBuV/m] | [dB] | |
| 1 | 2483.5000 | 42.40 | 14.25 | 56.65 | 74.00 | -17.35 | Horizontal |
| 2 | 2499.1649 | 40.93 | 14.28 | 55.21 | 74.00 | -18.79 | Horizontal |
| 3 | 2535.8445 | 41.35 | 14.51 | 55.86 | 74.00 | -18.14 | Horizontal |

AV Result:

| No. | Frequency | Reading Level | Correct Factor | Result | Limit | Margin | Remark |
|---|---|---|---|---|---|---|---|
| | [MHz] | [dBuV] | [dB/m] | [dBuV/m] | [dBuV/m] | [dB] | |
| 1 | 2483.5000 | 31.39 | 14.25 | 45.64 | 54.00 | -8.36 | Horizontal |
| 2 | 2499.1649 | 29.87 | 14.28 | 44.15 | 54.00 | -9.85 | Horizontal |
| 3 | 2535.8445 | 30.27 | 14.51 | 44.78 | 54.00 | -9.22 | Horizontal |

Note: 1. Peak detector: RBW: 1 MHz, VBW: 3 MHz.
2. Average detector: RBW: 1 MHz, VBW: 1/T MHz(refer to clause 7.1.).
3. Measurement = Reading Level + Correct Factor,
Correct Factor = Antenna Factor + Loss (Cable + Attenuator) – Amplifier Gain.
4. Only the worst case emission was recorded, if it complies with the limit, the other emissions deemed to comply with the limit.


*This report shall not be reproduced except in full, without the written approval of UL-CCIC COMPANY LIMITED.*

| Test Mode | Channel | Polarization | Verdict |
|---|---|---|---|
| 11N HT20 | HCH | Vertical | PASS |

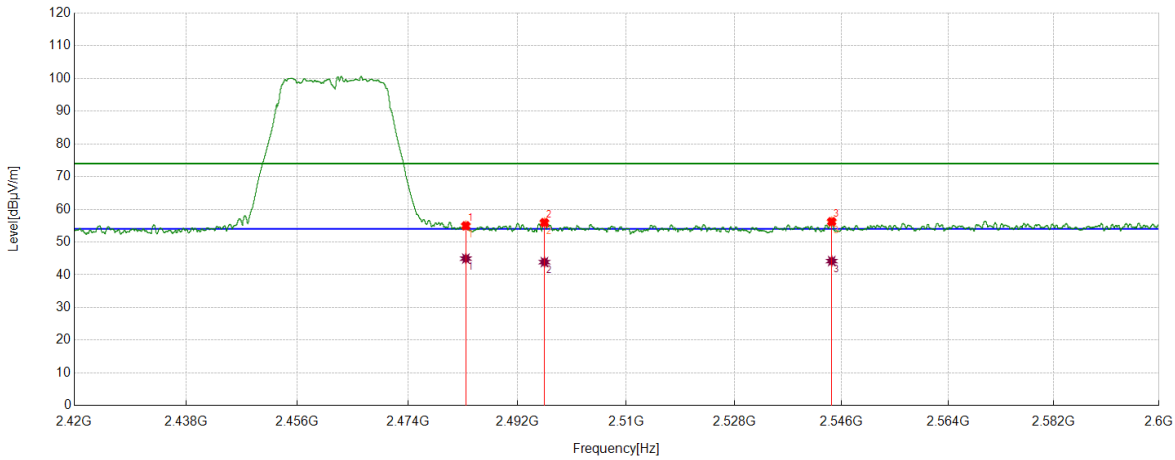


PK Result:

| No. | Frequency | Reading Level | Correct Factor | Result | Limit | Margin | Remark |
|---|---|---|---|---|---|---|---|
| | [MHz] | [dBuV] | [dB/m] | [dBuV/m] | [dBuV/m] | [dB] | |
| 1 | 2483.5000 | 40.71 | 14.25 | 54.96 | 74.00 | -19.04 | Vertical |
| 2 | 2496.4421 | 41.63 | 14.31 | 55.94 | 74.00 | -18.06 | Vertical |
| 3 | 2544.328 | 41.64 | 14.59 | 56.23 | 74.00 | -17.77 | Vertical |

AV Result:

| No. | Frequency | Reading Level | Correct Factor | Result | Limit | Margin | Remark |
|---|---|---|---|---|---|---|---|
| | [MHz] | [dBuV] | [dB/m] | [dBuV/m] | [dBuV/m] | [dB] | |
| 1 | 2483.5000 | 30.70 | 14.25 | 44.95 | 54.00 | -9.05 | Vertical |
| 2 | 2496.4421 | 29.56 | 14.31 | 43.87 | 54.00 | -10.13 | Vertical |
| 3 | 2544.328 | 29.60 | 14.59 | 44.19 | 54.00 | -9.81 | Vertical |

Note: 1. Peak detector: RBW: 1 MHz, VBW: 3 MHz.
2. Average detector: RBW: 1 MHz, VBW: 1/T MHz(refer to clause 7.1.).
3. Measurement = Reading Level + Correct Factor,
Correct Factor = Antenna Factor + Loss (Cable + Attenuator) – Amplifier Gain.
4. Only the worst case emission was recorded, if it complies with the limit, the other emissions deemed to comply with the limit.


*This report shall not be reproduced except in full, without the written approval of UL-CCIC COMPANY LIMITED.*

| Test Mode | Channel | Polarization | Verdict |
|---|---|---|---|
| 11N HT40 | LCH | Horizontal | PASS |

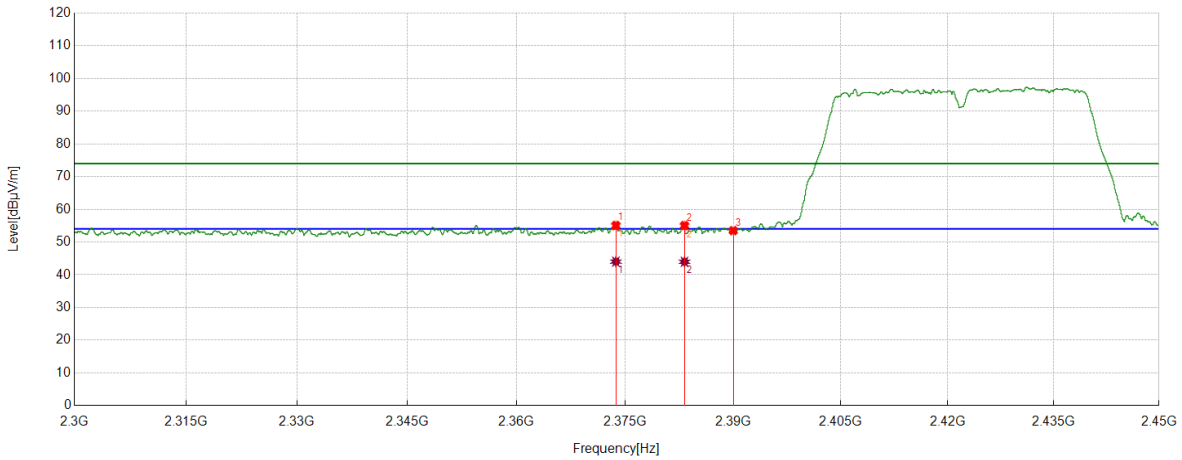


PK Result:

| No. | Frequency | Reading Level | Correct Factor | Result | Limit | Margin | Remark |
|---|---|---|---|---|---|---|---|
| | [MHz] | [dBuV] | [dB/m] | [dBuV/m] | [dBuV/m] | [dB] | |
| 1 | 2373.7155 | 41.51 | 13.57 | 55.08 | 74.00 | -18.92 | Horizontal |
| 2 | 2383.2229 | 41.48 | 13.56 | 55.04 | 74.00 | -18.96 | Horizontal |
| 3 | 2390.0000 | 40.01 | 13.48 | 53.49 | 74.00 | -20.51 | Horizontal |

AV Result:

| No. | Frequency | Reading Level | Correct Factor | Result | Limit | Margin | Remark |
|---|---|---|---|---|---|---|---|
| | [MHz] | [dBuV] | [dB/m] | [dBuV/m] | [dBuV/m] | [dB] | |
| 1 | 2373.7155 | 30.45 | 13.57 | 44.02 | 54.00 | -9.98 | Horizontal |
| 2 | 2383.2229 | 30.41 | 13.56 | 43.97 | 54.00 | -10.03 | Horizontal |

Note: 1. Peak detector: RBW: 1 MHz, VBW: 3 MHz.
2. Average detector: RBW: 1 MHz, VBW: 1/T MHz(refer to clause 7.1.).
3. Measurement = Reading Level + Correct Factor,
Correct Factor = Antenna Factor + Loss (Cable + Attenuator) – Amplifier Gain.
4. Only the worst case emission was recorded, if it complies with the limit, the other emissions deemed to comply with the limit.


*This report shall not be reproduced except in full, without the written approval of UL-CCIC COMPANY LIMITED.*

| Test Mode | Channel | Polarization | Verdict |
|---|---|---|---|
| 11N HT40 | LCH | Vertical | PASS |

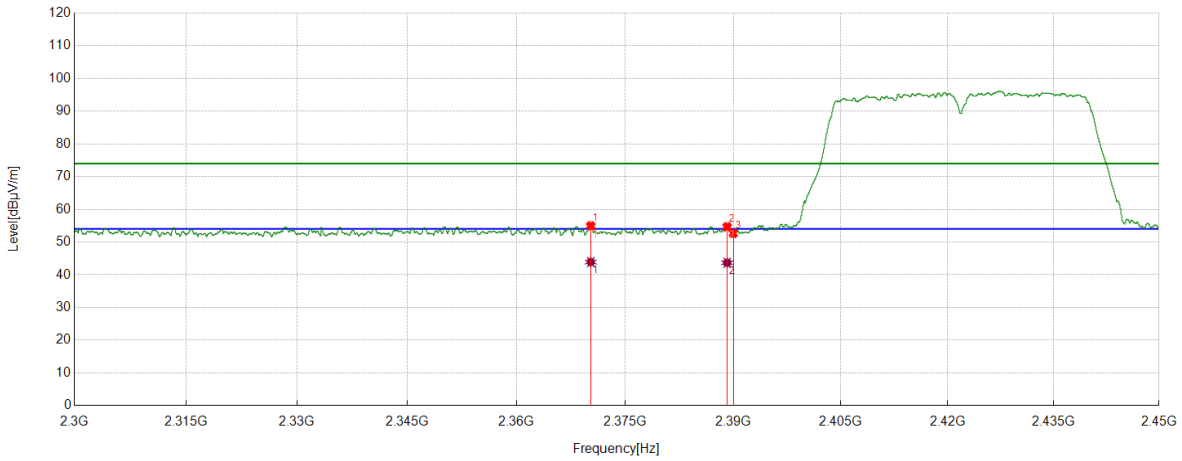


PK Result:

| No. | Frequency | Reading Level | Correct Factor | Result | Limit | Margin | Remark |
|---|---|---|---|---|---|---|---|
| | [MHz] | [dBuV] | [dB/m] | [dBuV/m] | [dBuV/m] | [dB] | |
| 1 | 2370.2463 | 41.41 | 13.55 | 54.96 | 74.00 | -19.04 | Vertical |
| 2 | 2389.1486 | 41.19 | 13.49 | 54.68 | 74.00 | -19.32 | Vertical |
| 3 | 2390.0000 | 39.13 | 13.48 | 52.61 | 74.00 | -21.39 | Vertical |

AV Result:

| No. | Frequency | Reading Level | Correct Factor | Result | Limit | Margin | Remark |
|---|---|---|---|---|---|---|---|
| | [MHz] | [dBuV] | [dB/m] | [dBuV/m] | [dBuV/m] | [dB] | |
| 1 | 2370.2463 | 30.34 | 13.55 | 43.89 | 54.00 | -10.11 | Vertical |
| 2 | 2389.1486 | 30.18 | 13.49 | 43.67 | 54.00 | -10.33 | Vertical |

Note: 1. Peak detector: RBW: 1 MHz, VBW: 3 MHz.
2. Average detector: RBW: 1 MHz, VBW: 1/T MHz(refer to clause 7.1.).
3. Measurement = Reading Level + Correct Factor,
Correct Factor = Antenna Factor + Loss (Cable + Attenuator) – Amplifier Gain.
4. Only the worst case emission was recorded, if it complies with the limit, the other emissions deemed to comply with the limit.


*This report shall not be reproduced except in full, without the written approval of UL-CCIC COMPANY LIMITED.*

| Test Mode | Channel | Polarization | Verdict |
|---|---|---|---|
| 11N HT40 | HCH | Horizontal | PASS |

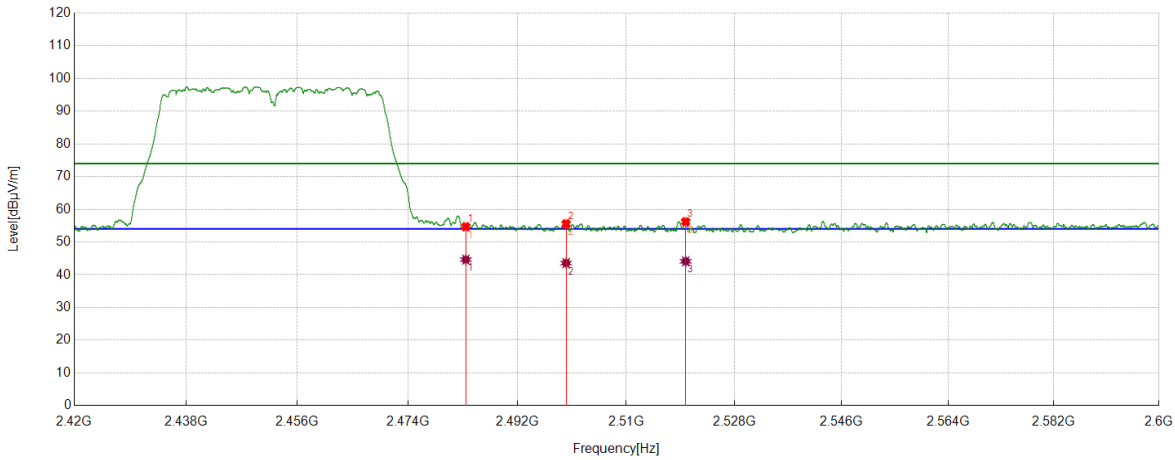


PK Result:

| No. | Frequency | Reading Level | Correct Factor | Result | Limit | Margin | Remark |
|---|---|---|---|---|---|---|---|
| | [MHz] | [dBuV] | [dB/m] | [dBuV/m] | [dBuV/m] | [dB] | |
| 1 | 2483.5000 | 40.43 | 14.25 | 54.68 | 74.00 | -19.32 | Horizontal |
| 2 | 2500.02 | 41.30 | 14.28 | 55.58 | 74.00 | -18.42 | Horizontal |
| 3 | 2519.8675 | 41.67 | 14.54 | 56.21 | 74.00 | -17.79 | Horizontal |

AV Result:

| No. | Frequency | Reading Level | Correct Factor | Result | Limit | Margin | Remark |
|---|---|---|---|---|---|---|---|
| | [MHz] | [dBuV] | [dB/m] | [dBuV/m] | [dBuV/m] | [dB] | |
| 1 | 2483.5000 | 30.37 | 14.25 | 44.62 | 54.00 | -9.38 | Horizontal |
| 2 | 2500.0200 | 29.29 | 14.28 | 43.57 | 54.00 | -10.43 | Horizontal |
| 3 | 2519.8675 | 29.58 | 14.54 | 44.12 | 54.00 | -9.88 | Horizontal |

Note: 1. Peak detector: RBW: 1 MHz, VBW: 3 MHz.
2. Average detector: RBW: 1 MHz, VBW: 1/T MHz(refer to clause 7.1.).
3. Measurement = Reading Level + Correct Factor,
Correct Factor = Antenna Factor + Loss (Cable + Attenuator) – Amplifier Gain.
4. Only the worst case emission was recorded, if it complies with the limit, the other emissions deemed to comply with the limit.


*This report shall not be reproduced except in full, without the written approval of UL-CCIC COMPANY LIMITED.*

| Test Mode | Channel | Polarization | Verdict |
|---|---|---|---|
| 11N HT40 | HCH | Vertical | PASS |

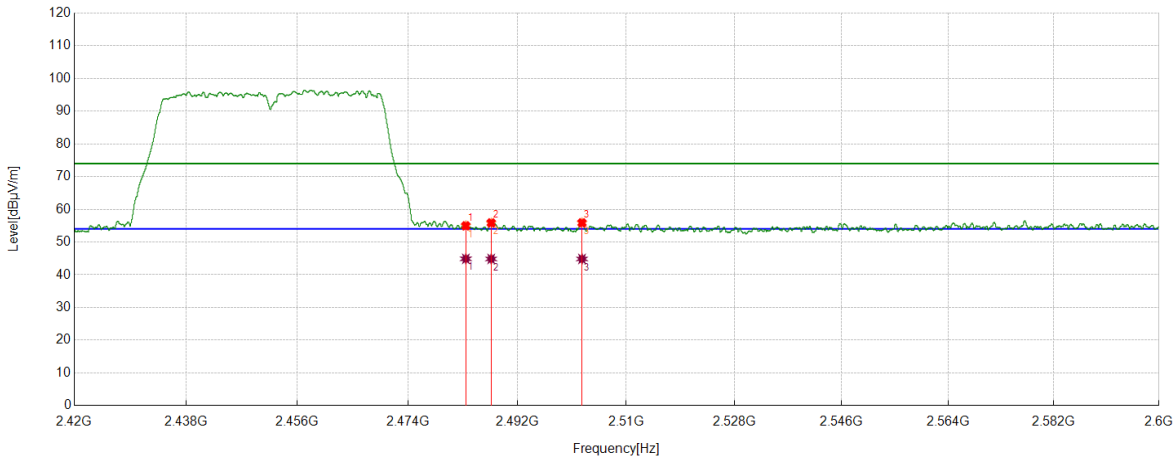


PK Result:

| No. | Frequency | Reading Level | Correct Factor | Result | Limit | Margin | Remark |
|---|---|---|---|---|---|---|---|
| | [MHz] | [dBuV] | [dB/m] | [dBuV/m] | [dBuV/m] | [dB] | |
| 1 | 2483.5000 | 40.72 | 14.25 | 54.97 | 74.00 | -19.03 | Vertical |
| 2 | 2487.666 | 41.52 | 14.33 | 55.85 | 74.00 | -18.15 | Vertical |
| 3 | 2502.6528 | 41.53 | 14.34 | 55.87 | 74.00 | -18.13 | Vertical |

AV Result:

| No. | Frequency | Reading Level | Correct Factor | Result | Limit | Margin | Remark |
|---|---|---|---|---|---|---|---|
| | [MHz] | [dBuV] | [dB/m] | [dBuV/m] | [dBuV/m] | [dB] | |
| 1 | 2483.5000 | 30.63 | 14.25 | 44.88 | 54.00 | -9.12 | Vertical |
| 2 | 2487.6660 | 30.51 | 14.33 | 44.84 | 54.00 | -9.16 | Vertical |
| 3 | 2502.6528 | 30.50 | 14.34 | 44.84 | 54.00 | -9.16 | Vertical |

Note: 1. Peak detector: RBW: 1 MHz, VBW: 3 MHz.
2. Average detector: RBW: 1 MHz, VBW: 1/T MHz(refer to clause 7.1.).
3. Measurement = Reading Level + Correct Factor,
Correct Factor = Antenna Factor + Loss (Cable + Attenuator) – Amplifier Gain.
4. Only the worst case emission was recorded, if it complies with the limit, the other emissions deemed to comply with the limit.


*This report shall not be reproduced except in full, without the written approval of UL-CCIC COMPANY LIMITED.*

## 8.4. SPURIOUS EMISSIONS

**TEST RESULTS TABLE**

1) For 1GHz~18GHz

| Test Mode | Channel | Puw(dBm) | Verdict |
|---|---|---|---|
| 11B | LCH | <Limit | PASS |
| | MCH | <Limit | PASS |
| | HCH | <Limit | PASS |
| 11G | LCH | <Limit | PASS |
| | MCH | <Limit | PASS |
| | HCH | <Limit | PASS |
| 11N HT20 | LCH | <Limit | PASS |
| | MCH | <Limit | PASS |
| | HCH | <Limit | PASS |
| 11N HT40 | LCH | <Limit | PASS |
| | MCH | <Limit | PASS |
| | HCH | <Limit | PASS |

2) For 9kHz~30MHz

| Test Mode | Channel | Puw(dBm) | Verdict |
|---|---|---|---|
| 11B | LCH | <Limit | PASS |

Remark:
1) Through pre-testing all the test modes and test channels, but only the data of the worst case is included in this test report.

3) For 30MHz~1GHz

| Test Mode | Channel | Puw(dBm) | Verdict |
|---|---|---|---|
| 11B | LCH | <Limit | PASS |

Remark:
1) Through pre-testing all the test modes and test channels, but only the data of the worst case is included in this test report.

4) For 18GHz~26.5GHz

| Test Mode | Channel | Puw(dBm) | Verdict |
|---|---|---|---|
| 11B | LCH | <Limit | PASS |

Remark:
1) Through pre-testing all the test modes and test channels, but only the data of the worst case is included in this test report.


*This report shall not be reproduced except in full, without the written approval of UL-CCIC COMPANY LIMITED.*

## Part 1: 1GHz~6.5GHz

### HARMONICS AND SPURIOUS EMISSIONS

| Test Mode | Channel | Polarization | Verdict |
|---|---|---|---|
| 11B | LCH | Horizontal | PASS |

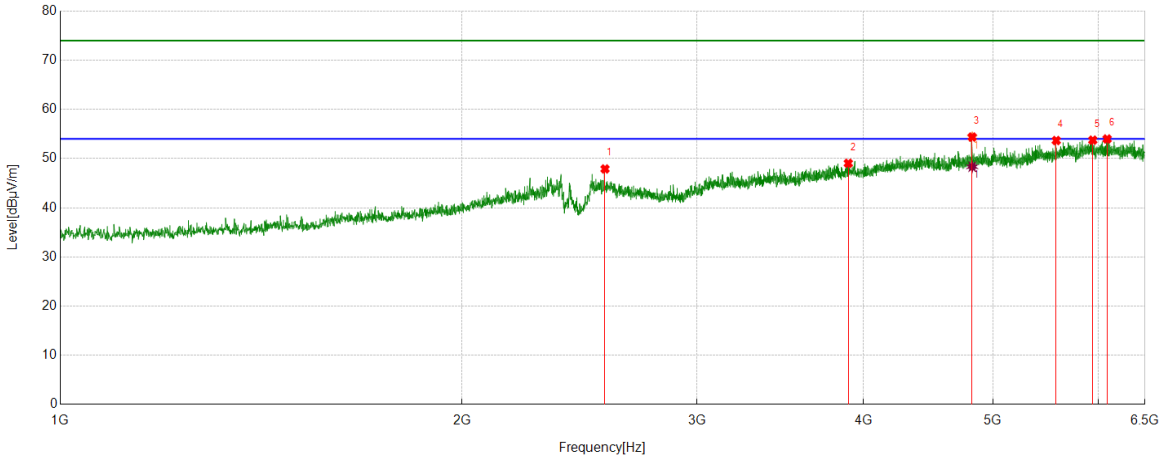


PK Result:

| No. | Frequency | Reading Level | Correct Factor | Result | Limit | Margin | Remark |
|---|---|---|---|---|---|---|---|
| | [MHz] | [dBuV] | [dB/m] | [dBuV/m] | [dBuV/m] | [dB] | |
| 1 | 2560.1325 | 42.33 | 5.56 | 47.89 | 74.00 | -26.11 | Horizontal |
| 2 | 3895.4244 | 36.53 | 12.51 | 49.04 | 74.00 | -24.96 | Horizontal |
| 3 | 4824.3530 | 38.71 | 15.67 | 54.38 | 74.00 | -19.62 | Horizontal |
| 4 | 5577.2597 | 36.36 | 17.31 | 53.67 | 74.00 | -20.33 | Horizontal |
| 5 | 5940.3050 | 35.32 | 18.43 | 53.75 | 74.00 | -20.25 | Horizontal |
| 6 | 6088.8236 | 35.86 | 18.13 | 53.99 | 74.00 | -20.01 | Horizontal |

AV Result:

| No. | Frequency | Reading Level | Correct Factor | Result | Limit | Margin | Remark |
|---|---|---|---|---|---|---|---|
| | [MHz] | [dBuV] | [dB/m] | [dBuV/m] | [dBuV/m] | [dB] | |
| 1 | 4824.3530 | 32.68 | 15.67 | 48.35 | 54.00 | -5.65 | Horizontal |

Note: 1. Measurement = Reading Level + Correct Factor,
Correct Factor = Antenna Factor + Loss (Cable + Filter) – Amplifier Gain.
2. If Peak Result complies with AV limit, AV Result is deemed to comply with AV limit.
3. Test setup: RBW: 1 MHz, VBW: 3 MHz, Sweep time: auto.
4. Peak: Peak detector.
5. For below 3GHz part, filter losses were only considered in the spurious frequency bands and the authorized band was not corrected for Band Reject Filter losses.
6. Only the worst case emission was recorded, if it complies with the limit, the other emissions deemed to comply with the limit.


*This report shall not be reproduced except in full, without the written approval of UL-CCIC COMPANY LIMITED.*

| Test Mode | Channel | Polarization | Verdict |
|---|---|---|---|
| 11B | LCH | Vertical | PASS |

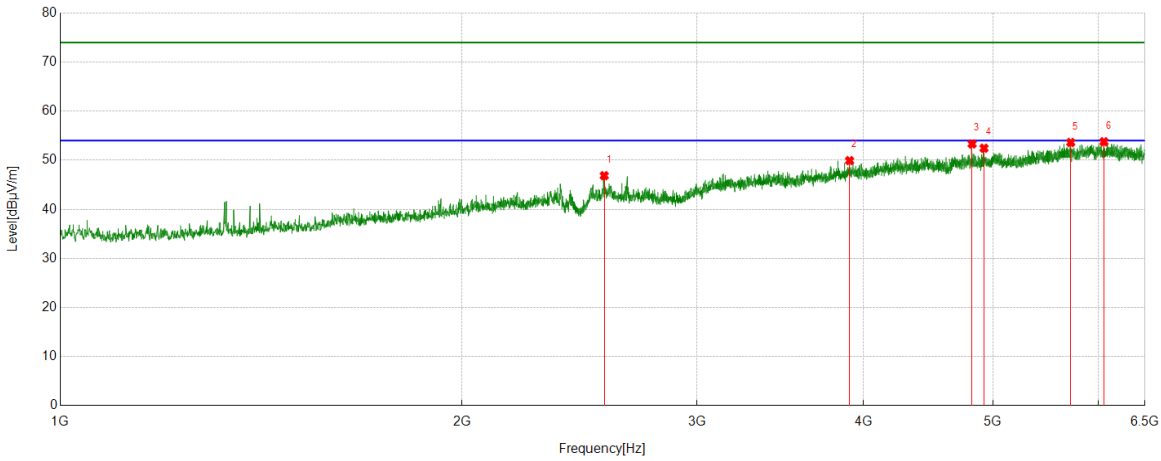


PK Result:

| No. | Frequency | Reading Level | Correct Factor | Result | Limit | Margin | Remark |
|---|---|---|---|---|---|---|---|
| | [MHz] | [dBuV] | [dB/m] | [dBuV/m] | [dBuV/m] | [dB] | |
| 1 | 2556.6946 | 41.22 | 5.64 | 46.86 | 74.00 | -27.14 | Vertical |
| 2 | 3904.3630 | 37.39 | 12.53 | 49.92 | 74.00 | -24.08 | Vertical |
| 3 | 4823.6655 | 37.60 | 15.72 | 53.32 | 74.00 | -20.68 | Vertical |
| 4 | 4923.3654 | 37.11 | 15.34 | 52.45 | 74.00 | -21.55 | Vertical |
| 5 | 5718.2148 | 35.99 | 17.63 | 53.62 | 74.00 | -20.38 | Vertical |
| 6 | 6055.8195 | 35.77 | 18.00 | 53.77 | 74.00 | -20.23 | Vertical |

Note: 1. Measurement = Reading Level + Correct Factor,
Correct Factor = Antenna Factor + Loss (Cable + Filter) – Amplifier Gain.
2. If Peak Result complies with AV limit, AV Result is deemed to comply with AV limit.
3. Test setup: RBW: 1 MHz, VBW: 3 MHz, Sweep time: auto.
4. Peak: Peak detector.
5. For below 3GHz part, filter losses were only considered in the spurious frequency bands and the authorized band was not corrected for Band Reject Filter losses.
6. Only the worst case emission was recorded, if it complies with the limit, the other emissions deemed to comply with the limit.


*This report shall not be reproduced except in full, without the written approval of UL-CCIC COMPANY LIMITED.*

| Test Mode | Channel | Polarization | Verdict |
|---|---|---|---|
| 11B | MCH | Horizontal | PASS |

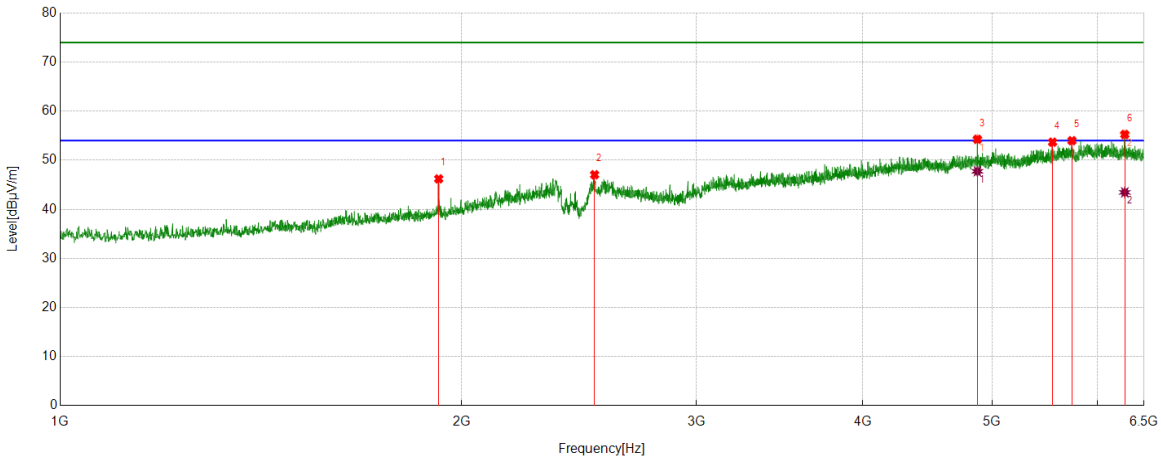


PK Result:

| No. | Frequency | Reading Level | Correct Factor | Result | Limit | Margin | Remark |
|---|---|---|---|---|---|---|---|
| | [MHz] | [dBuV] | [dB/m] | [dBuV/m] | [dBuV/m] | [dB] | |
| 1 | 1922.7403 | 43.15 | 3.06 | 46.21 | 74.00 | -27.79 | Horizontal |
| 2 | 2516.8146 | 41.29 | 5.76 | 47.05 | 74.00 | -26.95 | Horizontal |
| 3 | 4874.5468 | 39.17 | 15.10 | 54.27 | 74.00 | -19.73 | Horizontal |
| 4 | 5550.4438 | 36.86 | 16.82 | 53.68 | 74.00 | -20.32 | Horizontal |
| 5 | 5739.5299 | 36.16 | 17.83 | 53.99 | 74.00 | -20.01 | Horizontal |
| 6 | 6287.5359 | 36.63 | 18.63 | 55.26 | 74.00 | -18.74 | Horizontal |

AV Result:

| No. | Frequency | Reading Level | Correct Factor | Result | Limit | Margin | Remark |
|---|---|---|---|---|---|---|---|
| | [MHz] | [dBuV] | [dB/m] | [dBuV/m] | [dBuV/m] | [dB] | |
| 1 | 4874.5468 | 32.65 | 15.10 | 47.75 | 54.00 | -6.25 | Horizontal |
| 2 | 6287.5359 | 24.82 | 18.63 | 43.45 | 54.00 | -10.55 | Horizontal |

Note: 1. Measurement = Reading Level + Correct Factor,
Correct Factor = Antenna Factor + Loss (Cable + Filter) – Amplifier Gain.
2. If Peak Result complies with AV limit, AV Result is deemed to comply with AV limit.
3. Test setup: RBW: 1 MHz, VBW: 3 MHz, Sweep time: auto.
4. Peak: Peak detector.
5. For below 3GHz part, filter losses were only considered in the spurious frequency bands and the authorized band was not corrected for Band Reject Filter losses.
6. Only the worst case emission was recorded, if it complies with the limit, the other emissions deemed to comply with the limit.


*This report shall not be reproduced except in full, without the written approval of UL-CCIC COMPANY LIMITED.*

| Test Mode | Channel | Polarization | Verdict |
|---|---|---|---|
| 11B | MCH | Vertical | PASS |

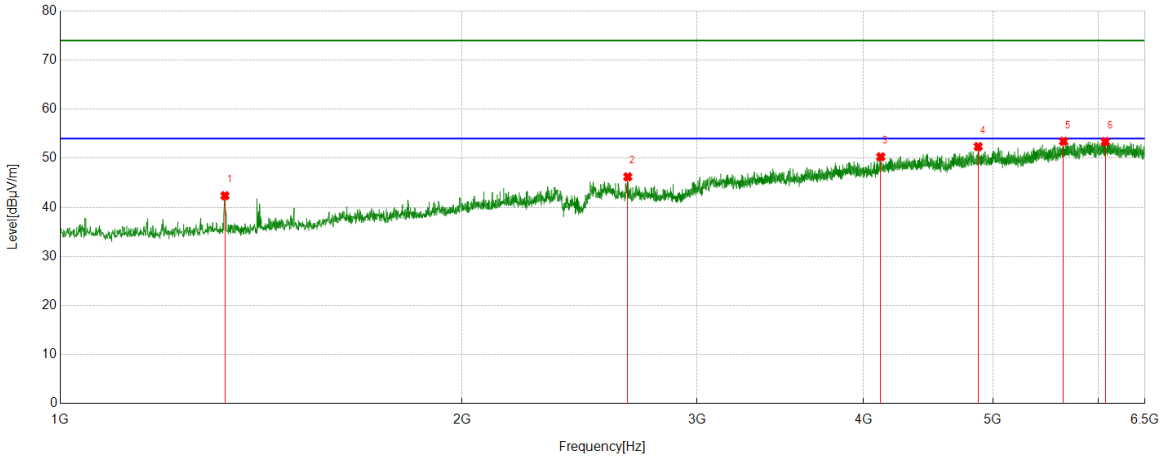


PK Result:

| No. | Frequency | Reading Level | Correct Factor | Result | Limit | Margin | Remark |
|---|---|---|---|---|---|---|---|
| | [MHz] | [dBuV] | [dB/m] | [dBuV/m] | [dBuV/m] | [dB] | |
| 1 | 1328.6661 | 43.46 | -1.09 | 42.37 | 74.00 | -31.63 | Vertical |
| 2 | 2662.5828 | 40.13 | 6.08 | 46.21 | 74.00 | -27.79 | Vertical |
| 3 | 4120.2650 | 36.37 | 13.93 | 50.30 | 74.00 | -23.70 | Vertical |
| 4 | 4874.5468 | 37.27 | 15.10 | 52.37 | 74.00 | -21.63 | Vertical |
| 5 | 5648.0810 | 35.97 | 17.48 | 53.45 | 74.00 | -20.55 | Vertical |
| 6 | 6070.2588 | 35.39 | 18.00 | 53.39 | 74.00 | -20.61 | Vertical |

Note: 1. Measurement = Reading Level + Correct Factor,
Correct Factor = Antenna Factor + Loss (Cable + Filter) – Amplifier Gain.
2. If Peak Result complies with AV limit, AV Result is deemed to comply with AV limit.
3. Test setup: RBW: 1 MHz, VBW: 3 MHz, Sweep time: auto.
4. Peak: Peak detector.
5. For below 3GHz part, filter losses were only considered in the spurious frequency bands and the authorized band was not corrected for Band Reject Filter losses.
6. Only the worst case emission was recorded, if it complies with the limit, the other emissions deemed to comply with the limit.


*This report shall not be reproduced except in full, without the written approval of UL-CCIC COMPANY LIMITED.*

| Test Mode | Channel | Polarization | Verdict |
|---|---|---|---|
| 11B | HCH | Horizontal | PASS |

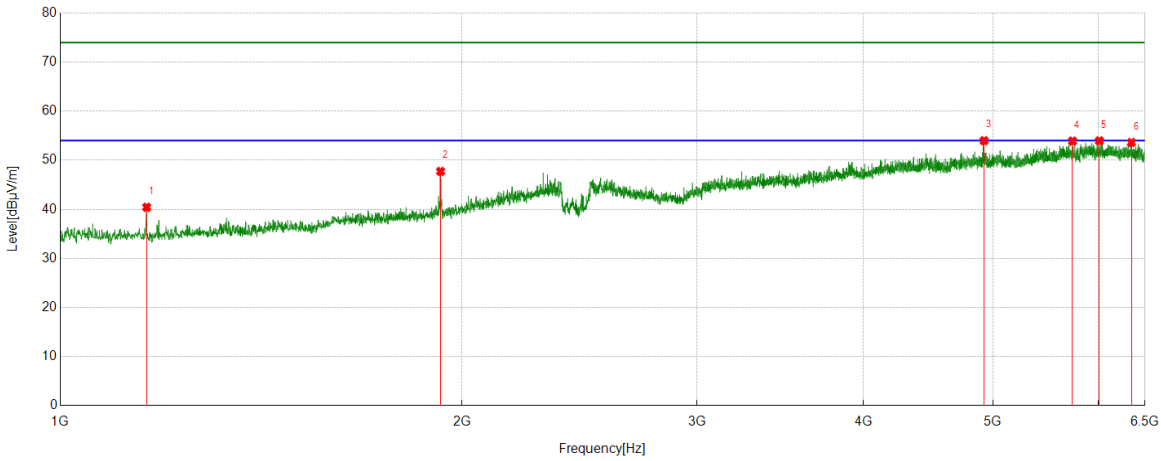


PK Result:

| No. | Frequency | Reading Level | Correct Factor | Result | Limit | Margin | Remark |
|---|---|---|---|---|---|---|---|
| | [MHz] | [dBuV] | [dB/m] | [dBuV/m] | [dBuV/m] | [dB] | |
| 1 | 1160.8951 | 42.13 | -1.71 | 40.42 | 74.00 | -33.58 | Horizontal |
| 2 | 1927.5534 | 44.79 | 2.94 | 47.73 | 74.00 | -26.27 | Horizontal |
| 3 | 4924.0530 | 38.65 | 15.34 | 53.99 | 74.00 | -20.01 | Horizontal |
| 4 | 5736.0920 | 36.27 | 17.64 | 53.91 | 74.00 | -20.09 | Horizontal |
| 5 | 6008.3760 | 35.80 | 18.16 | 53.96 | 74.00 | -20.04 | Horizontal |
| 6 | 6350.1063 | 34.40 | 19.22 | 53.62 | 74.00 | -20.38 | Horizontal |

Note: 1. Measurement = Reading Level + Correct Factor,
Correct Factor = Antenna Factor + Loss (Cable + Filter) – Amplifier Gain.
2. If Peak Result complies with AV limit, AV Result is deemed to comply with AV limit.
3. Test setup: RBW: 1 MHz, VBW: 3 MHz, Sweep time: auto.
4. Peak: Peak detector.
5. For below 3GHz part, filter losses were only considered in the spurious frequency bands and the authorized band was not corrected for Band Reject Filter losses.
6. Only the worst case emission was recorded, if it complies with the limit, the other emissions deemed to comply with the limit.


*This report shall not be reproduced except in full, without the written approval of UL-CCIC COMPANY LIMITED.*

| Test Mode | Channel | Polarization | Verdict |
|---|---|---|---|
| 11B | HCH | Vertical | PASS |

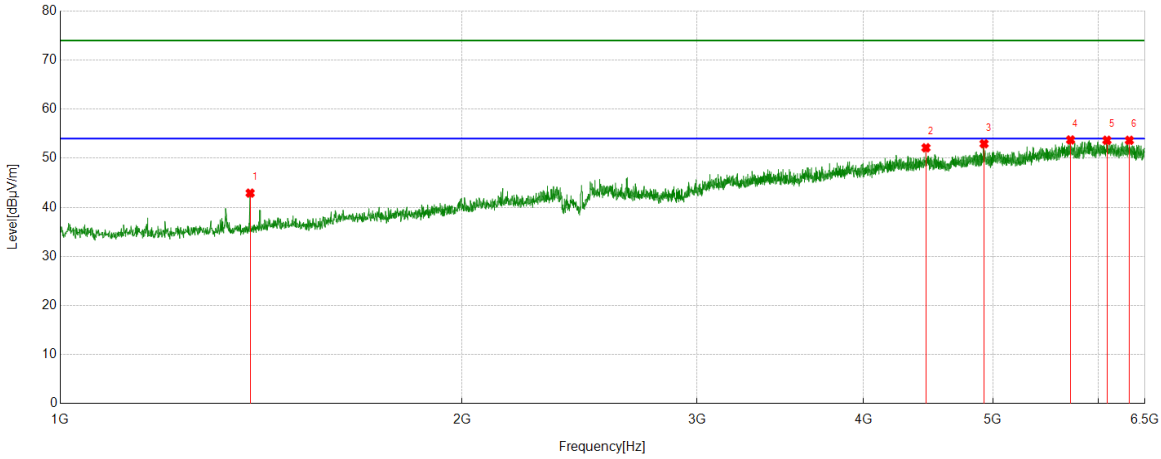


PK Result:

| No. | Frequency | Reading Level | Correct Factor | Result | Limit | Margin | Remark |
|---|---|---|---|---|---|---|---|
| | [MHz] | [dBuV] | [dB/m] | [dBuV/m] | [dBuV/m] | [dB] | |
| 1 | 1387.7985 | 44.21 | -1.31 | 42.90 | 74.00 | -31.10 | Vertical |
| 2 | 4454.4318 | 37.58 | 14.55 | 52.13 | 74.00 | -21.87 | Vertical |
| 3 | 4924.0530 | 37.61 | 15.34 | 52.95 | 74.00 | -21.05 | Vertical |
| 4 | 5716.8396 | 36.13 | 17.60 | 53.73 | 74.00 | -20.27 | Vertical |
| 5 | 6086.7608 | 35.54 | 18.12 | 53.66 | 74.00 | -20.34 | Vertical |
| 6 | 6327.4159 | 34.60 | 19.05 | 53.65 | 74.00 | -20.35 | Vertical |

Note: 1. Measurement = Reading Level + Correct Factor,
Correct Factor = Antenna Factor + Loss (Cable + Filter) – Amplifier Gain.
2. If Peak Result complies with AV limit, AV Result is deemed to comply with AV limit.
3. Test setup: RBW: 1 MHz, VBW: 3 MHz, Sweep time: auto.
4. Peak: Peak detector.
5. For below 3GHz part, filter losses were only considered in the spurious frequency bands and the authorized band was not corrected for Band Reject Filter losses.
6. Only the worst case emission was recorded, if it complies with the limit, the other emissions deemed to comply with the limit.


*This report shall not be reproduced except in full, without the written approval of UL-CCIC COMPANY LIMITED.*

| Test Mode | Channel | Polarization | Verdict |
|---|---|---|---|
| 11G | LCH | Horizontal | PASS |

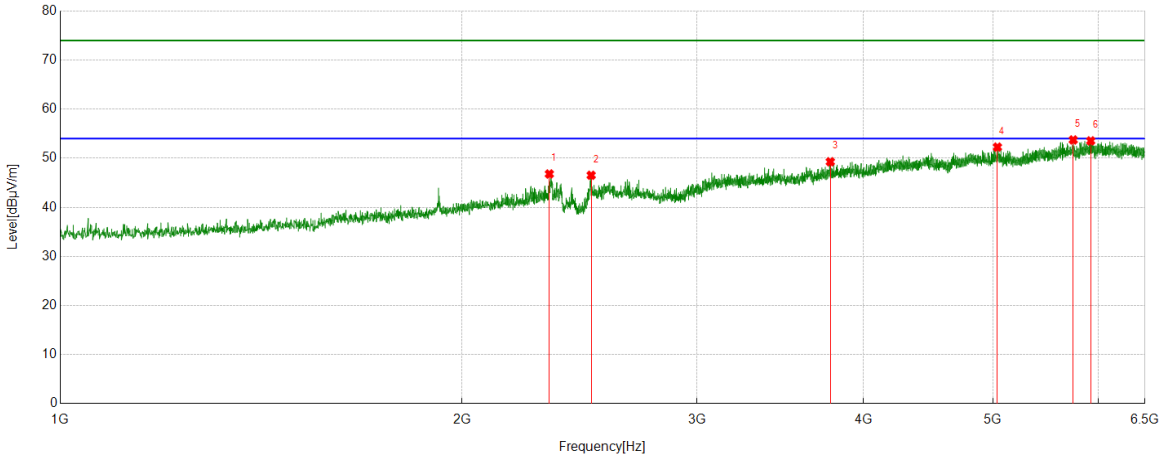


PK Result:

| No. | Frequency | Reading Level | Correct Factor | Result | Limit | Margin | Remark |
|---|---|---|---|---|---|---|---|
| | [MHz] | [dBuV] | [dB/m] | [dBuV/m] | [dBuV/m] | [dB] | |
| 1 | 2325.6657 | 41.86 | 4.94 | 46.80 | 74.00 | -27.20 | Horizontal |
| 2 | 2499.6250 | 40.65 | 5.88 | 46.53 | 74.00 | -27.47 | Horizontal |
| 3 | 3776.4721 | 37.18 | 12.10 | 49.28 | 74.00 | -24.72 | Horizontal |
| 4 | 5038.8799 | 36.62 | 15.65 | 52.27 | 74.00 | -21.73 | Horizontal |
| 5 | 5742.9679 | 35.94 | 17.79 | 53.73 | 74.00 | -20.27 | Horizontal |
| 6 | 5918.9899 | 34.90 | 18.64 | 53.54 | 74.00 | -20.46 | Horizontal |

Note: 1. Measurement = Reading Level + Correct Factor,
Correct Factor = Antenna Factor + Loss (Cable + Filter) – Amplifier Gain.
2. If Peak Result complies with AV limit, AV Result is deemed to comply with AV limit.
3. Test setup: RBW: 1 MHz, VBW: 3 MHz, Sweep time: auto.
4. Peak: Peak detector.
5. For below 3GHz part, filter losses were only considered in the spurious frequency bands and the authorized band was not corrected for Band Reject Filter losses.
6. Only the worst case emission was recorded, if it complies with the limit, the other emissions deemed to comply with the limit.


*This report shall not be reproduced except in full, without the written approval of UL-CCIC COMPANY LIMITED.*

| Test Mode | Channel | Polarization | Verdict |
|---|---|---|---|
| 11G | LCH | Vertical | PASS |

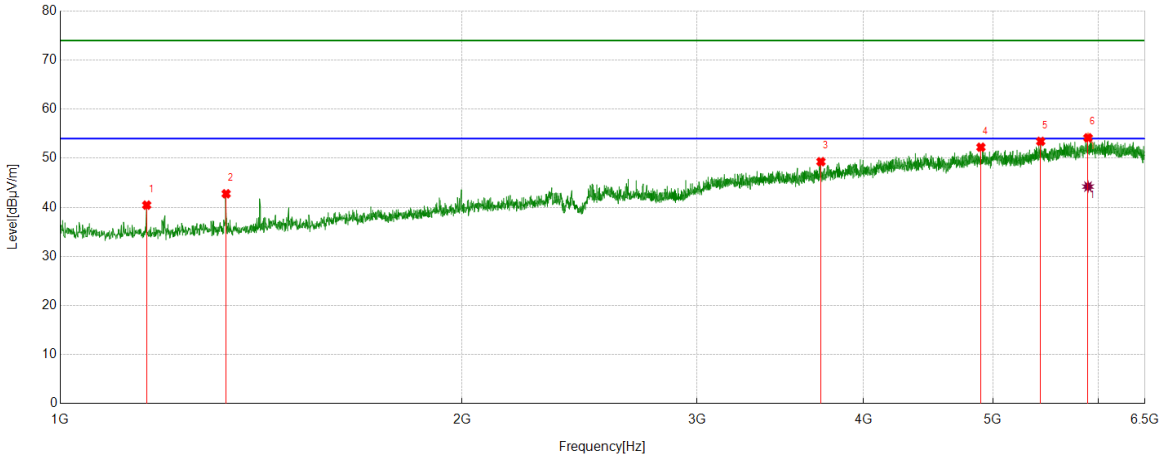


PK Result:

| No. | Frequency | Reading Level | Correct Factor | Result | Limit | Margin | Remark |
|---|---|---|---|---|---|---|---|
| | [MHz] | [dBuV] | [dB/m] | [dBuV/m] | [dBuV/m] | [dB] | |
| 1 | 1160.8951 | 42.16 | -1.71 | 40.45 | 74.00 | -33.55 | Vertical |
| 2 | 1331.4164 | 43.85 | -1.09 | 42.76 | 74.00 | -31.24 | Vertical |
| 3 | 3715.9645 | 37.39 | 11.91 | 49.30 | 74.00 | -24.70 | Vertical |
| 4 | 4897.2372 | 37.00 | 15.24 | 52.24 | 74.00 | -21.76 | Vertical |
| 5 | 5429.4287 | 35.88 | 17.56 | 53.44 | 74.00 | -20.56 | Vertical |
| 6 | 5891.4864 | 36.20 | 17.97 | 54.17 | 74.00 | -19.83 | Vertical |

AV Result:

| No. | Frequency | Reading Level | Correct Factor | Result | Limit | Margin | Remark |
|---|---|---|---|---|---|---|---|
| | [MHz] | [dBuV] | [dB/m] | [dBuV/m] | [dBuV/m] | [dB] | |
| 1 | 5891.4864 | 26.25 | 17.97 | 44.22 | 54.00 | -9.78 | Horizontal |

Note: 1. Measurement = Reading Level + Correct Factor,
Correct Factor = Antenna Factor + Loss (Cable + Filter) – Amplifier Gain.
2. If Peak Result complies with AV limit, AV Result is deemed to comply with AV limit.
3. Test setup: RBW: 1 MHz, VBW: 3 MHz, Sweep time: auto.
4. Peak: Peak detector.
5. For below 3GHz part, filter losses were only considered in the spurious frequency bands and the authorized band was not corrected for Band Reject Filter losses.
6. Only the worst case emission was recorded, if it complies with the limit, the other emissions deemed to comply with the limit.


*This report shall not be reproduced except in full, without the written approval of UL-CCIC COMPANY LIMITED.*

| Test Mode | Channel | Polarization | Verdict |
|---|---|---|---|
| 11G | MCH | Horizontal | PASS |

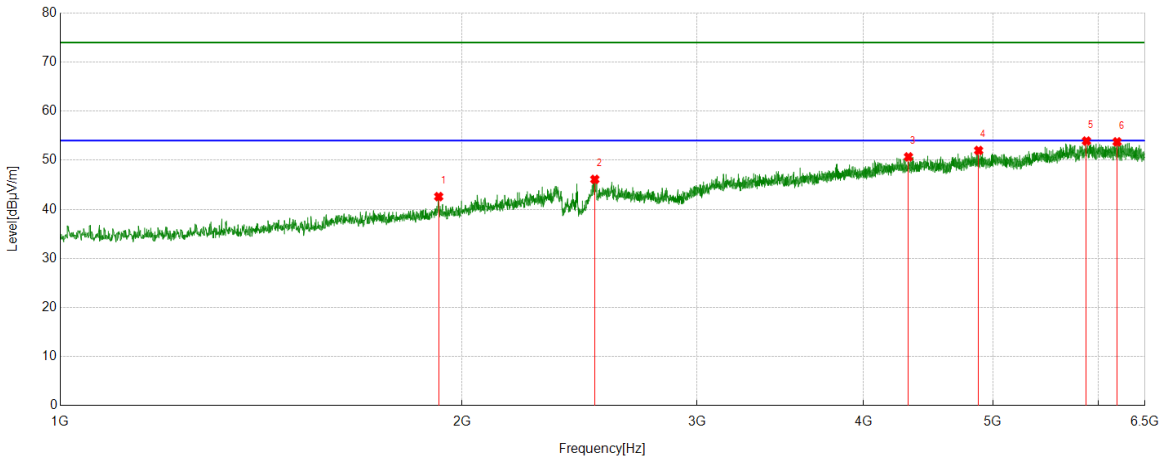


PK Result:

| No. | Frequency | Reading Level | Correct Factor | Result | Limit | Margin | Remark |
|---|---|---|---|---|---|---|---|
| | [MHz] | [dBuV] | [dB/m] | [dBuV/m] | [dBuV/m] | [dB] | |
| 1 | 1921.3652 | 39.51 | 3.08 | 42.59 | 74.00 | -31.41 | Horizontal |
| 2 | 2515.4394 | 40.31 | 5.79 | 46.10 | 74.00 | -27.90 | Horizontal |
| 3 | 4321.7277 | 37.23 | 13.46 | 50.69 | 74.00 | -23.31 | Horizontal |
| 4 | 4877.9847 | 36.83 | 15.16 | 51.99 | 74.00 | -22.01 | Horizontal |
| 5 | 5875.6720 | 36.15 | 17.77 | 53.92 | 74.00 | -20.08 | Horizontal |
| 6 | 6194.7118 | 35.06 | 18.69 | 53.75 | 74.00 | -20.25 | Horizontal |

Note: 1. Measurement = Reading Level + Correct Factor,
Correct Factor = Antenna Factor + Loss (Cable + Filter) – Amplifier Gain.
2. If Peak Result complies with AV limit, AV Result is deemed to comply with AV limit.
3. Test setup: RBW: 1 MHz, VBW: 3 MHz, Sweep time: auto.
4. Peak: Peak detector.
5. For below 3GHz part, filter losses were only considered in the spurious frequency bands and the authorized band was not corrected for Band Reject Filter losses.
6. Only the worst case emission was recorded, if it complies with the limit, the other emissions deemed to comply with the limit.


*This report shall not be reproduced except in full, without the written approval of UL-CCIC COMPANY LIMITED.*

| Test Mode | Channel | Polarization | Verdict |
|---|---|---|---|
| 11G | MCH | Vertical | PASS |

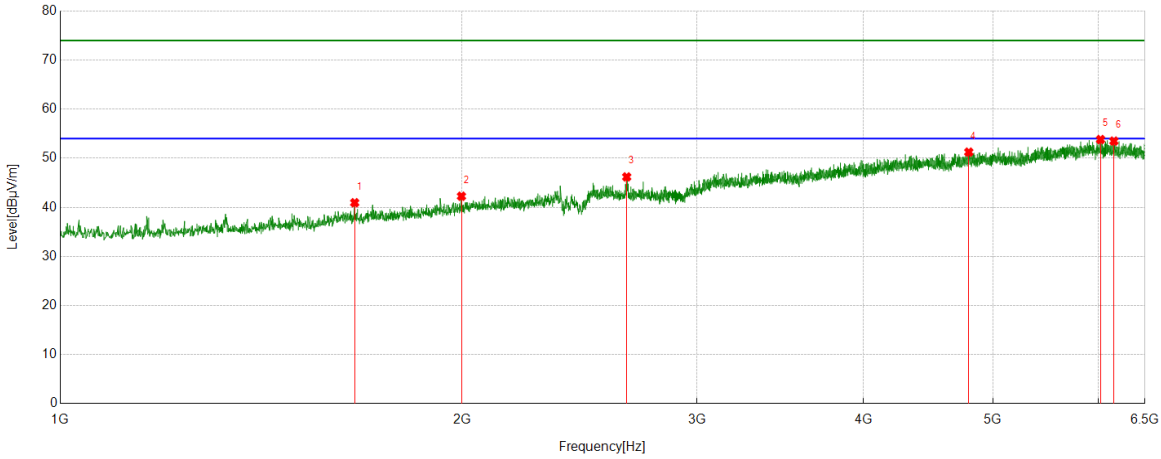


PK Result:

| No. | Frequency | Reading Level | Correct Factor | Result | Limit | Margin | Remark |
|---|---|---|---|---|---|---|---|
| | [MHz] | [dBuV] | [dB/m] | [dBuV/m] | [dBuV/m] | [dB] | |
| 1 | 1662.1453 | 39.83 | 1.11 | 40.94 | 74.00 | -33.06 | Vertical |
| 2 | 1998.3748 | 39.04 | 3.22 | 42.26 | 74.00 | -31.74 | Vertical |
| 3 | 2657.7697 | 40.08 | 6.12 | 46.20 | 74.00 | -27.80 | Vertical |
| 4 | 4796.1620 | 35.91 | 15.34 | 51.25 | 74.00 | -22.75 | Vertical |
| 5 | 6020.0650 | 35.85 | 17.96 | 53.81 | 74.00 | -20.19 | Vertical |
| 6 | 6160.3325 | 34.90 | 18.59 | 53.49 | 74.00 | -20.51 | Vertical |

Note: 1. Measurement = Reading Level + Correct Factor,
Correct Factor = Antenna Factor + Loss (Cable + Filter) – Amplifier Gain.
2. If Peak Result complies with AV limit, AV Result is deemed to comply with AV limit.
3. Test setup: RBW: 1 MHz, VBW: 3 MHz, Sweep time: auto.
4. Peak: Peak detector.
5. For below 3GHz part, filter losses were only considered in the spurious frequency bands and the authorized band was not corrected for Band Reject Filter losses.
6. Only the worst case emission was recorded, if it complies with the limit, the other emissions deemed to comply with the limit.


*This report shall not be reproduced except in full, without the written approval of UL-CCIC COMPANY LIMITED.*

| Test Mode | Channel | Polarization | Verdict |
|---|---|---|---|
| 11G | HCH | Horizontal | PASS |

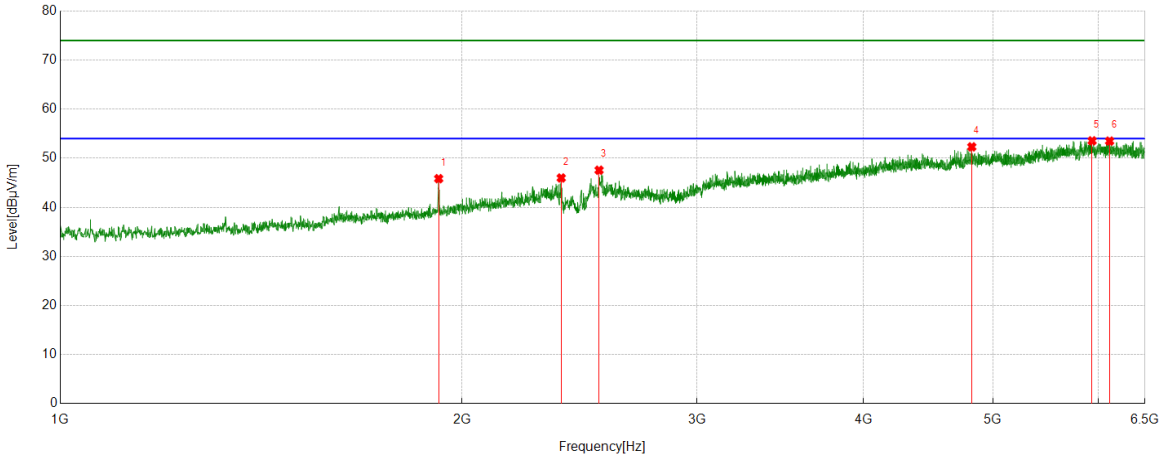


PK Result:

| No. | Frequency | Reading Level | Correct Factor | Result | Limit | Margin | Remark |
|---|---|---|---|---|---|---|---|
| | [MHz] | [dBuV] | [dB/m] | [dBuV/m] | [dBuV/m] | [dB] | |
| 1 | 1921.3652 | 42.76 | 3.08 | 45.84 | 74.00 | -28.16 | Horizontal |
| 2 | 2373.7967 | 41.16 | 4.82 | 45.98 | 74.00 | -28.02 | Horizontal |
| 3 | 2534.0043 | 41.85 | 5.72 | 47.57 | 74.00 | -26.43 | Horizontal |
| 4 | 4820.9151 | 36.44 | 15.88 | 52.32 | 74.00 | -21.68 | Horizontal |
| 5 | 5933.4292 | 34.79 | 18.76 | 53.55 | 74.00 | -20.45 | Horizontal |
| 6 | 6114.9519 | 35.40 | 18.10 | 53.50 | 74.00 | -20.50 | Horizontal |

Note: 1. Measurement = Reading Level + Correct Factor,
Correct Factor = Antenna Factor + Loss (Cable + Filter) – Amplifier Gain.
2. If Peak Result complies with AV limit, AV Result is deemed to comply with AV limit.
3. Test setup: RBW: 1 MHz, VBW: 3 MHz, Sweep time: auto.
4. Peak: Peak detector.
5. For below 3GHz part, filter losses were only considered in the spurious frequency bands and the authorized band was not corrected for Band Reject Filter losses.
6. Only the worst case emission was recorded, if it complies with the limit, the other emissions deemed to comply with the limit.


*This report shall not be reproduced except in full, without the written approval of UL-CCIC COMPANY LIMITED.*

| Test Mode | Channel | Polarization | Verdict |
|---|---|---|---|
| 11G | HCH | Vertical | PASS |

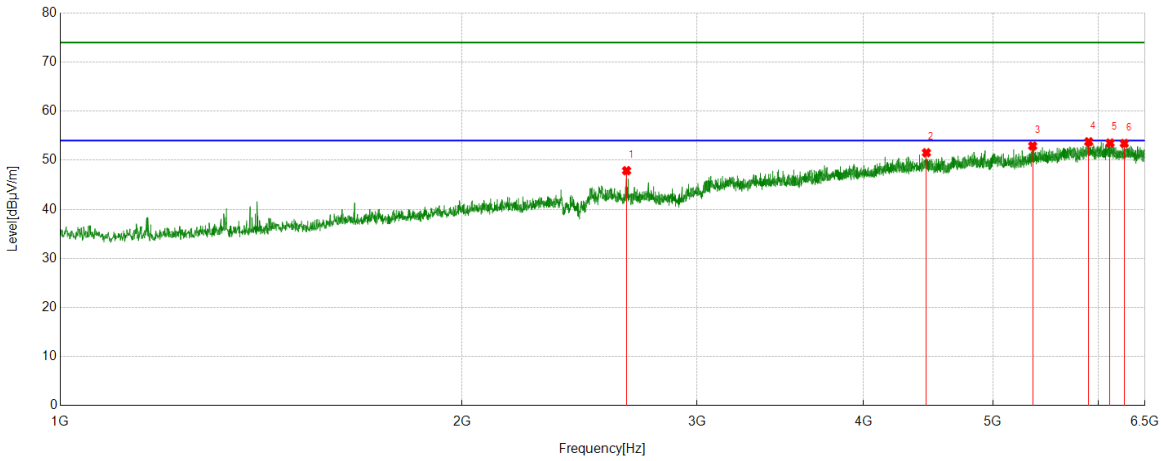


PK Result:

| No. | Frequency | Reading Level | Correct Factor | Result | Limit | Margin | Remark |
|---|---|---|---|---|---|---|---|
| | [MHz] | [dBuV] | [dB/m] | [dBuV/m] | [dBuV/m] | [dB] | |
| 1 | 2657.0821 | 41.71 | 6.16 | 47.87 | 74.00 | -26.13 | Vertical |
| 2 | 4457.8697 | 36.74 | 14.79 | 51.53 | 74.00 | -22.47 | Vertical |
| 3 | 5355.1694 | 36.76 | 16.15 | 52.91 | 74.00 | -21.09 | Vertical |
| 4 | 5899.0499 | 35.83 | 17.93 | 53.76 | 74.00 | -20.24 | Vertical |
| 5 | 6119.7650 | 35.26 | 18.25 | 53.51 | 74.00 | -20.49 | Vertical |
| 6 | 6272.4091 | 34.73 | 18.70 | 53.43 | 74.00 | -20.57 | Vertical |

Note: 1. Measurement = Reading Level + Correct Factor,
Correct Factor = Antenna Factor + Loss (Cable + Filter) – Amplifier Gain.
2. If Peak Result complies with AV limit, AV Result is deemed to comply with AV limit.
3. Test setup: RBW: 1 MHz, VBW: 3 MHz, Sweep time: auto.
4. Peak: Peak detector.
5. For below 3GHz part, filter losses were only considered in the spurious frequency bands and the authorized band was not corrected for Band Reject Filter losses.
6. Only the worst case emission was recorded, if it complies with the limit, the other emissions deemed to comply with the limit.


*This report shall not be reproduced except in full, without the written approval of UL-CCIC COMPANY LIMITED.*

| Test Mode | Channel | Polarization | Verdict |
|---|---|---|---|
| 11N HT20 | LCH | Horizontal | PASS |

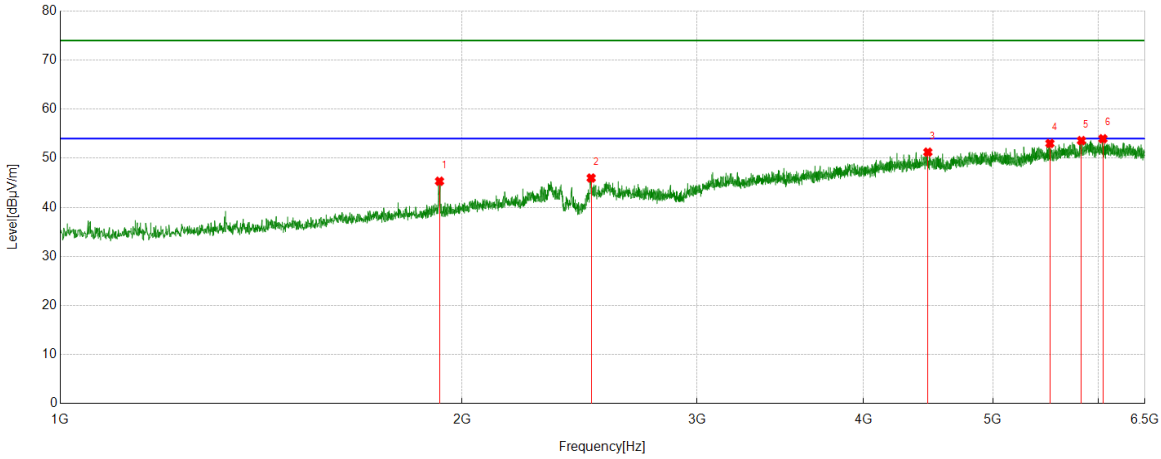


PK Result:

| No. | Frequency | Reading Level | Correct Factor | Result | Limit | Margin | Remark |
|---|---|---|---|---|---|---|---|
| | [MHz] | [dBuV] | [dB/m] | [dBuV/m] | [dBuV/m] | [dB] | |
| 1 | 1924.1155 | 42.30 | 3.02 | 45.32 | 74.00 | -28.68 | Horizontal |
| 2 | 2499.6250 | 40.09 | 5.88 | 45.97 | 74.00 | -28.03 | Horizontal |
| 3 | 4468.8711 | 36.68 | 14.56 | 51.24 | 74.00 | -22.76 | Horizontal |
| 4 | 5516.7521 | 36.33 | 16.69 | 53.02 | 74.00 | -20.98 | Horizontal |
| 5 | 5824.7906 | 34.91 | 18.68 | 53.59 | 74.00 | -20.41 | Horizontal |
| 6 | 6044.8181 | 35.98 | 17.99 | 53.97 | 74.00 | -20.03 | Horizontal |

Note: 1. Measurement = Reading Level + Correct Factor,
Correct Factor = Antenna Factor + Loss (Cable + Filter) – Amplifier Gain.
2. If Peak Result complies with AV limit, AV Result is deemed to comply with AV limit.
3. Test setup: RBW: 1 MHz, VBW: 3 MHz, Sweep time: auto.
4. Peak: Peak detector.
5. For below 3GHz part, filter losses were only considered in the spurious frequency bands and the authorized band was not corrected for Band Reject Filter losses.
6. Only the worst case emission was recorded, if it complies with the limit, the other emissions deemed to comply with the limit.


*This report shall not be reproduced except in full, without the written approval of UL-CCIC COMPANY LIMITED.*

| Test Mode | Channel | Polarization | Verdict |
|---|---|---|---|
| 11N HT20 | LCH | Vertical | PASS |

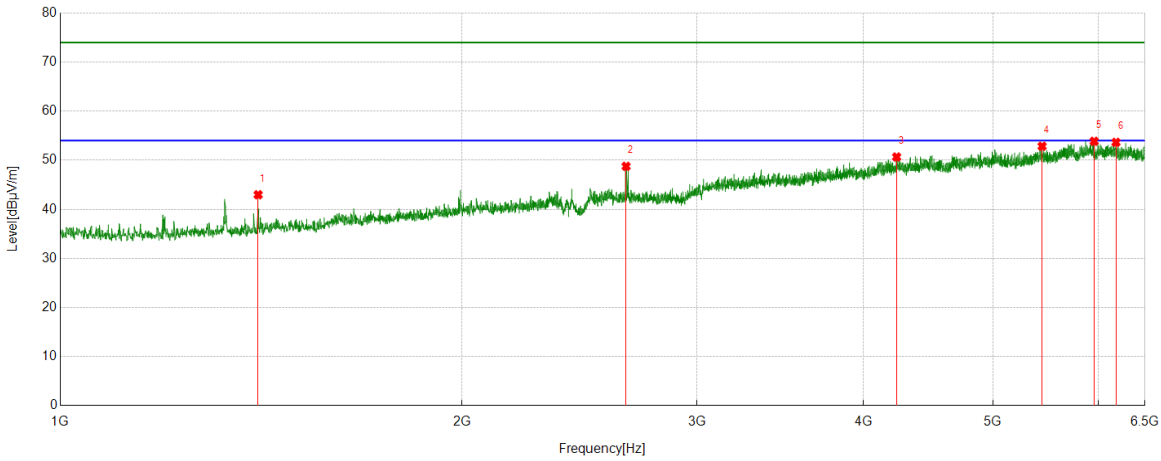


PK Result:

| No. | Frequency | Reading Level | Correct Factor | Result | Limit | Margin | Remark |
|---|---|---|---|---|---|---|---|
| | [MHz] | [dBuV] | [dB/m] | [dBuV/m] | [dBuV/m] | [dB] | |
| 1 | 1407.0509 | 44.31 | -1.34 | 42.97 | 74.00 | -31.03 | Vertical |
| 2 | 2655.0194 | 42.52 | 6.24 | 48.76 | 74.00 | -25.24 | Vertical |
| 3 | 4234.4043 | 36.76 | 13.91 | 50.67 | 74.00 | -23.33 | Vertical |
| 4 | 5443.1804 | 35.46 | 17.39 | 52.85 | 74.00 | -21.15 | Vertical |
| 5 | 5954.0568 | 35.35 | 18.51 | 53.86 | 74.00 | -20.14 | Vertical |
| 6 | 6183.0229 | 34.77 | 18.88 | 53.65 | 74.00 | -20.35 | Vertical |

Note: 1. Measurement = Reading Level + Correct Factor,
Correct Factor = Antenna Factor + Loss (Cable + Filter) – Amplifier Gain.
2. If Peak Result complies with AV limit, AV Result is deemed to comply with AV limit.
3. Test setup: RBW: 1 MHz, VBW: 3 MHz, Sweep time: auto.
4. Peak: Peak detector.
5. For below 3GHz part, filter losses were only considered in the spurious frequency bands and the authorized band was not corrected for Band Reject Filter losses.
6. Only the worst case emission was recorded, if it complies with the limit, the other emissions deemed to comply with the limit.


*This report shall not be reproduced except in full, without the written approval of UL-CCIC COMPANY LIMITED.*

| Test Mode | Channel | Polarization | Verdict |
|---|---|---|---|
| 11N HT20 | MCH | Horizontal | PASS |

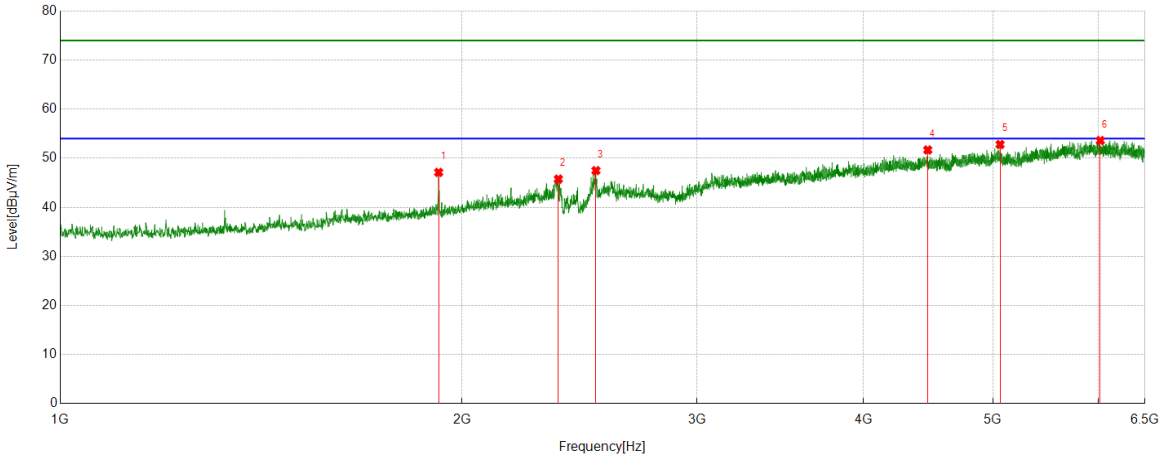


PK Result:

| No. | Frequency | Reading Level | Correct Factor | Result | Limit | Margin | Remark |
|---|---|---|---|---|---|---|---|
| | [MHz] | [dBuV] | [dB/m] | [dBuV/m] | [dBuV/m] | [dB] | |
| 1 | 1921.3652 | 44.04 | 3.08 | 47.12 | 74.00 | -26.88 | Horizontal |
| 2 | 2362.1078 | 40.96 | 4.79 | 45.75 | 74.00 | -28.25 | Horizontal |
| 3 | 2520.2525 | 41.79 | 5.69 | 47.48 | 74.00 | -26.52 | Horizontal |
| 4 | 4468.1835 | 37.11 | 14.58 | 51.69 | 74.00 | -22.31 | Horizontal |
| 5 | 5062.2578 | 36.88 | 15.92 | 52.80 | 74.00 | -21.20 | Horizontal |
| 6 | 6018.0022 | 35.60 | 18.00 | 53.60 | 74.00 | -20.40 | Horizontal |

Note: 1. Measurement = Reading Level + Correct Factor,
Correct Factor = Antenna Factor + Loss (Cable + Filter) – Amplifier Gain.
2. If Peak Result complies with AV limit, AV Result is deemed to comply with AV limit.
3. Test setup: RBW: 1 MHz, VBW: 3 MHz, Sweep time: auto.
4. Peak: Peak detector.
5. For below 3GHz part, filter losses were only considered in the spurious frequency bands and the authorized band was not corrected for Band Reject Filter losses.
6. Only the worst case emission was recorded, if it complies with the limit, the other emissions deemed to comply with the limit.


*This report shall not be reproduced except in full, without the written approval of UL-CCIC COMPANY LIMITED.*

| Test Mode | Channel | Polarization | Verdict |
|---|---|---|---|
| 11N HT20 | MCH | Vertical | PASS |

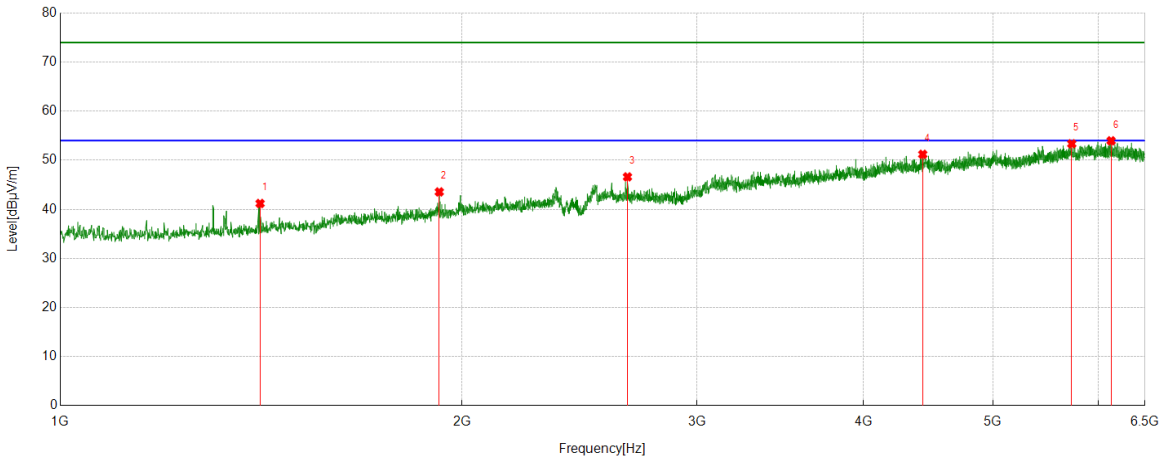


PK Result:

| No. | Frequency | Reading Level | Correct Factor | Result | Limit | Margin | Remark |
|---|---|---|---|---|---|---|---|
| | [MHz] | [dBuV] | [dB/m] | [dBuV/m] | [dBuV/m] | [dB] | |
| 1 | 1411.8640 | 42.47 | -1.28 | 41.19 | 74.00 | -32.81 | Vertical |
| 2 | 1923.4279 | 40.51 | 3.04 | 43.55 | 74.00 | -30.45 | Vertical |
| 3 | 2661.2077 | 40.56 | 6.05 | 46.61 | 74.00 | -27.39 | Vertical |
| 4 | 4429.6787 | 37.33 | 13.87 | 51.20 | 74.00 | -22.80 | Vertical |
| 5 | 5728.5286 | 35.98 | 17.37 | 53.35 | 74.00 | -20.65 | Vertical |
| 6 | 6130.7663 | 35.70 | 18.26 | 53.96 | 74.00 | -20.04 | Vertical |

Note: 1. Measurement = Reading Level + Correct Factor,
Correct Factor = Antenna Factor + Loss (Cable + Filter) – Amplifier Gain.
2. If Peak Result complies with AV limit, AV Result is deemed to comply with AV limit.
3. Test setup: RBW: 1 MHz, VBW: 3 MHz, Sweep time: auto.
4. Peak: Peak detector.
5. For below 3GHz part, filter losses were only considered in the spurious frequency bands and the authorized band was not corrected for Band Reject Filter losses.
6. Only the worst case emission was recorded, if it complies with the limit, the other emissions deemed to comply with the limit.


*This report shall not be reproduced except in full, without the written approval of UL-CCIC COMPANY LIMITED.*

| Test Mode | Channel | Polarization | Verdict |
|---|---|---|---|
| 11N HT20 | HCH | Horizontal | PASS |

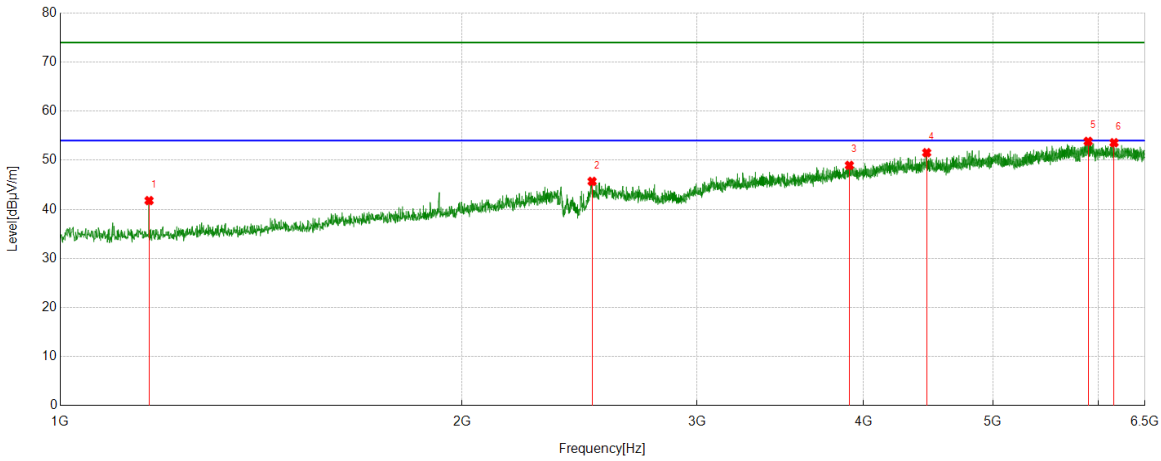


PK Result:

| No. | Frequency | Reading Level | Correct Factor | Result | Limit | Margin | Remark |
|---|---|---|---|---|---|---|---|
| | [MHz] | [dBuV] | [dB/m] | [dBuV/m] | [dBuV/m] | [dB] | |
| 1 | 1165.7082 | 43.63 | -1.85 | 41.78 | 74.00 | -32.22 | Horizontal |
| 2 | 2503.7505 | 39.80 | 5.89 | 45.69 | 74.00 | -28.31 | Horizontal |
| 3 | 3902.9879 | 36.43 | 12.52 | 48.95 | 74.00 | -25.05 | Horizontal |
| 4 | 4459.9325 | 36.60 | 14.94 | 51.54 | 74.00 | -22.46 | Horizontal |
| 5 | 5892.8616 | 35.87 | 17.97 | 53.84 | 74.00 | -20.16 | Horizontal |
| 6 | 6162.3953 | 34.97 | 18.60 | 53.57 | 74.00 | -20.43 | Horizontal |

Note: 1. Measurement = Reading Level + Correct Factor,
Correct Factor = Antenna Factor + Loss (Cable + Filter) – Amplifier Gain.
2. If Peak Result complies with AV limit, AV Result is deemed to comply with AV limit.
3. Test setup: RBW: 1 MHz, VBW: 3 MHz, Sweep time: auto.
4. Peak: Peak detector.
5. For below 3GHz part, filter losses were only considered in the spurious frequency bands and the authorized band was not corrected for Band Reject Filter losses.
6. Only the worst case emission was recorded, if it complies with the limit, the other emissions deemed to comply with the limit.


*This report shall not be reproduced except in full, without the written approval of UL-CCIC COMPANY LIMITED.*

| Test Mode | Channel | Polarization | Verdict |
|---|---|---|---|
| 11N HT20 | HCH | Vertical | PASS |

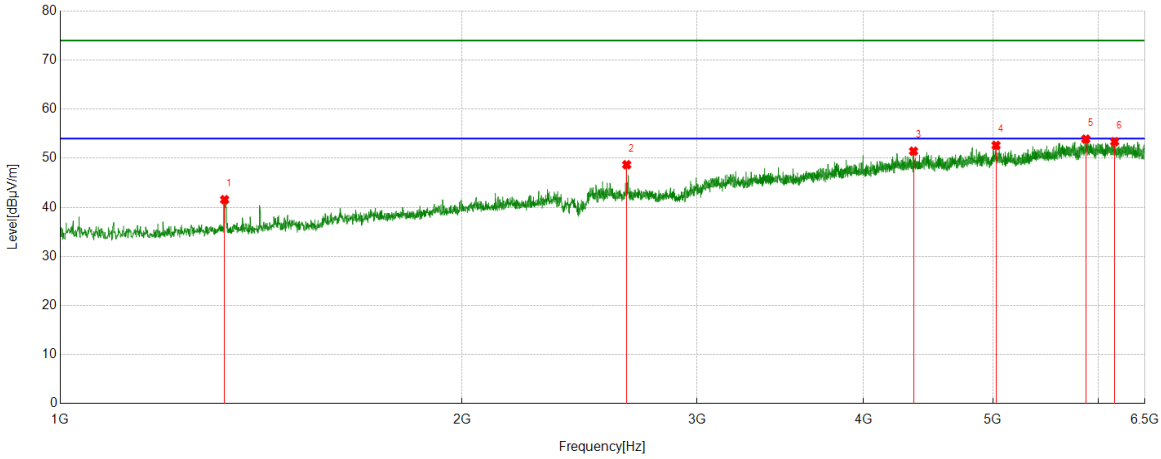


PK Result:

| No. | Frequency | Reading Level | Correct Factor | Result | Limit | Margin | Remark |
|---|---|---|---|---|---|---|---|
| | [MHz] | [dBuV] | [dB/m] | [dBuV/m] | [dBuV/m] | [dB] | |
| 1 | 1327.9785 | 42.66 | -1.10 | 41.56 | 74.00 | -32.44 | Vertical |
| 2 | 2657.7697 | 42.56 | 6.12 | 48.68 | 74.00 | -25.32 | Vertical |
| 3 | 4359.5449 | 37.92 | 13.52 | 51.44 | 74.00 | -22.56 | Vertical |
| 4 | 5026.5033 | 36.92 | 15.70 | 52.62 | 74.00 | -21.38 | Vertical |
| 5 | 5868.7961 | 36.01 | 17.90 | 53.91 | 74.00 | -20.09 | Vertical |
| 6 | 6168.5836 | 34.73 | 18.65 | 53.38 | 74.00 | -20.62 | Vertical |

Note: 1. Measurement = Reading Level + Correct Factor,
Correct Factor = Antenna Factor + Loss (Cable + Filter) – Amplifier Gain.
2. If Peak Result complies with AV limit, AV Result is deemed to comply with AV limit.
3. Test setup: RBW: 1 MHz, VBW: 3 MHz, Sweep time: auto.
4. Peak: Peak detector.
5. For below 3GHz part, filter losses were only considered in the spurious frequency bands and the authorized band was not corrected for Band Reject Filter losses.
6. Only the worst case emission was recorded, if it complies with the limit, the other emissions deemed to comply with the limit.


*This report shall not be reproduced except in full, without the written approval of UL-CCIC COMPANY LIMITED.*

| Test Mode | Channel | Polarization | Verdict |
|---|---|---|---|
| 11N HT40 | LCH | Horizontal | PASS |

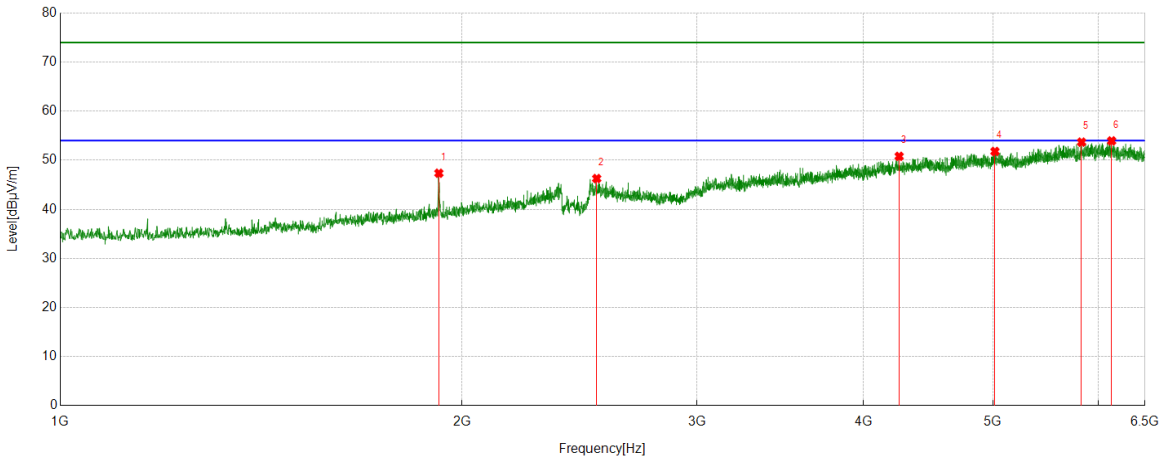


PK Result:

| No. | Frequency | Reading Level | Correct Factor | Result | Limit | Margin | Remark |
|---|---|---|---|---|---|---|---|
| | [MHz] | [dBuV] | [dB/m] | [dBuV/m] | [dBuV/m] | [dB] | |
| 1 | 1922.0528 | 44.30 | 3.06 | 47.36 | 74.00 | -26.64 | Horizontal |
| 2 | 2523.6905 | 40.63 | 5.64 | 46.27 | 74.00 | -27.73 | Horizontal |
| 3 | 4252.9691 | 36.82 | 13.98 | 50.80 | 74.00 | -23.20 | Horizontal |
| 4 | 5017.5647 | 36.32 | 15.47 | 51.79 | 74.00 | -22.21 | Horizontal |
| 5 | 5826.1658 | 35.01 | 18.68 | 53.69 | 74.00 | -20.31 | Horizontal |
| 6 | 6136.2670 | 35.64 | 18.30 | 53.94 | 74.00 | -20.06 | Horizontal |

Note: 1. Measurement = Reading Level + Correct Factor,
Correct Factor = Antenna Factor + Loss (Cable + Filter) – Amplifier Gain.
2. If Peak Result complies with AV limit, AV Result is deemed to comply with AV limit.
3. Test setup: RBW: 1 MHz, VBW: 3 MHz, Sweep time: auto.
4. Peak: Peak detector.
5. For below 3GHz part, filter losses were only considered in the spurious frequency bands and the authorized band was not corrected for Band Reject Filter losses.
6. Only the worst case emission was recorded, if it complies with the limit, the other emissions deemed to comply with the limit.


*This report shall not be reproduced except in full, without the written approval of UL-CCIC COMPANY LIMITED.*

| Test Mode | Channel | Polarization | Verdict |
|---|---|---|---|
| 11N HT40 | LCH | Vertical | PASS |

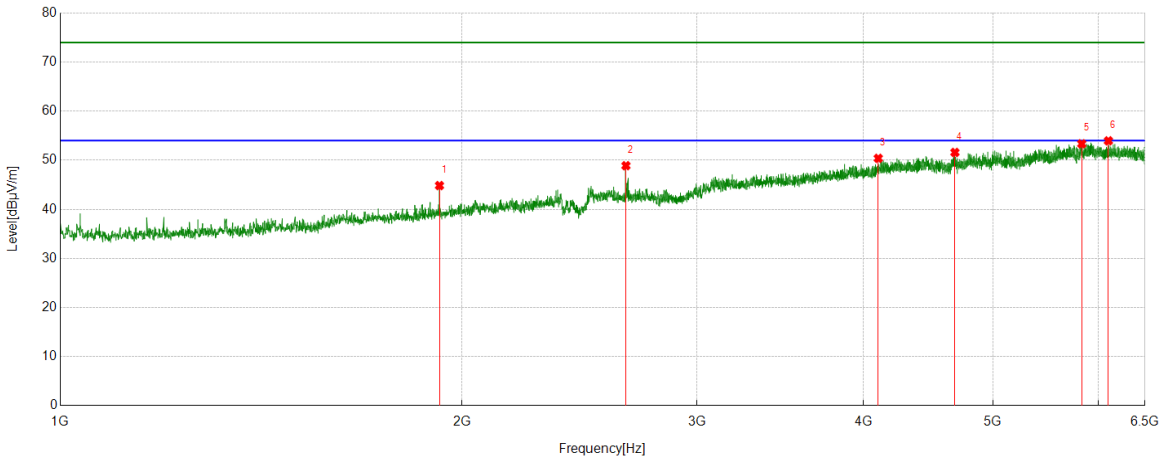


PK Result:

| No. | Frequency | Reading Level | Correct Factor | Result | Limit | Margin | Remark |
|---|---|---|---|---|---|---|---|
| | [MHz] | [dBuV] | [dB/m] | [dBuV/m] | [dBuV/m] | [dB] | |
| 1 | 1924.1155 | 41.82 | 3.02 | 44.84 | 74.00 | -29.16 | Vertical |
| 2 | 2654.3318 | 42.61 | 6.28 | 48.89 | 74.00 | -25.11 | Vertical |
| 3 | 4102.3878 | 36.73 | 13.66 | 50.39 | 74.00 | -23.61 | Vertical |
| 4 | 4682.7103 | 36.45 | 15.14 | 51.59 | 74.00 | -22.41 | Vertical |
| 5 | 5828.2285 | 34.66 | 18.69 | 53.35 | 74.00 | -20.65 | Vertical |
| 6 | 6102.5753 | 35.69 | 18.27 | 53.96 | 74.00 | -20.04 | Vertical |

Note: 1. Measurement = Reading Level + Correct Factor,
Correct Factor = Antenna Factor + Loss (Cable + Filter) – Amplifier Gain.
2. If Peak Result complies with AV limit, AV Result is deemed to comply with AV limit.
3. Test setup: RBW: 1 MHz, VBW: 3 MHz, Sweep time: auto.
4. Peak: Peak detector.
5. For below 3GHz part, filter losses were only considered in the spurious frequency bands and the authorized band was not corrected for Band Reject Filter losses.
6. Only the worst case emission was recorded, if it complies with the limit, the other emissions deemed to comply with the limit.


*This report shall not be reproduced except in full, without the written approval of UL-CCIC COMPANY LIMITED.*

| Test Mode | Channel | Polarization | Verdict |
|---|---|---|---|
| 11N HT40 | MCH | Horizontal | PASS |

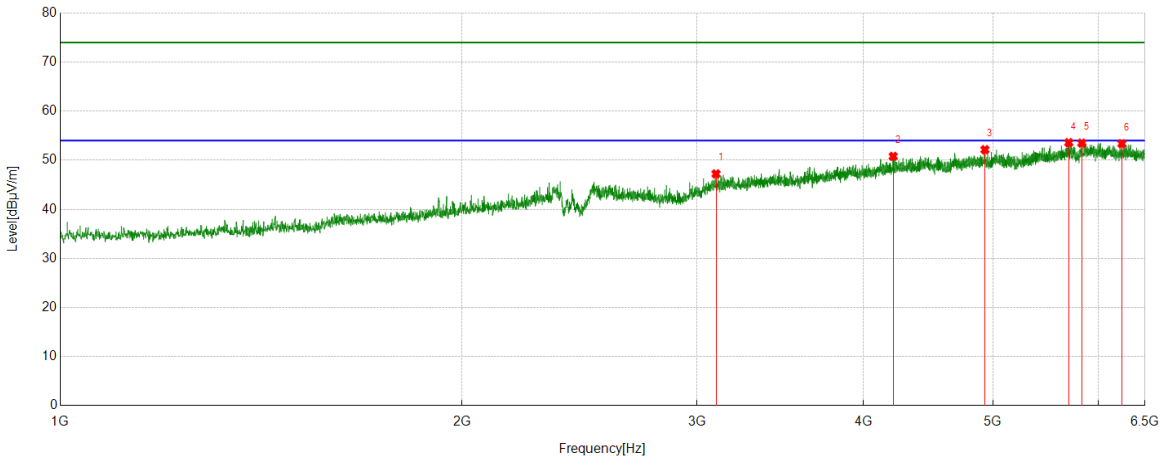


PK Result:

| No. | Frequency | Reading Level | Correct Factor | Result | Limit | Margin | Remark |
|---|---|---|---|---|---|---|---|
| | [MHz] | [dBuV] | [dB/m] | [dBuV/m] | [dBuV/m] | [dB] | |
| 1 | 3100.5751 | 37.66 | 9.56 | 47.22 | 74.00 | -26.78 | Horizontal |
| 2 | 4209.6512 | 37.16 | 13.63 | 50.79 | 74.00 | -23.21 | Horizontal |
| 3 | 4931.6165 | 36.81 | 15.34 | 52.15 | 74.00 | -21.85 | Horizontal |
| 4 | 5698.9624 | 36.12 | 17.46 | 53.58 | 74.00 | -20.42 | Horizontal |
| 5 | 5828.9161 | 34.81 | 18.68 | 53.49 | 74.00 | -20.51 | Horizontal |
| 6 | 6246.2808 | 35.04 | 18.34 | 53.38 | 74.00 | -20.62 | Horizontal |

Note: 1. Measurement = Reading Level + Correct Factor,
Correct Factor = Antenna Factor + Loss (Cable + Filter) – Amplifier Gain.
2. If Peak Result complies with AV limit, AV Result is deemed to comply with AV limit.
3. Test setup: RBW: 1 MHz, VBW: 3 MHz, Sweep time: auto.
4. Peak: Peak detector.
5. For below 3GHz part, filter losses were only considered in the spurious frequency bands and the authorized band was not corrected for Band Reject Filter losses.
6. Only the worst case emission was recorded, if it complies with the limit, the other emissions deemed to comply with the limit.


*This report shall not be reproduced except in full, without the written approval of UL-CCIC COMPANY LIMITED.*

| Test Mode | Channel | Polarization | Verdict |
|---|---|---|---|
| 11N HT40 | MCH | Vertical | PASS |

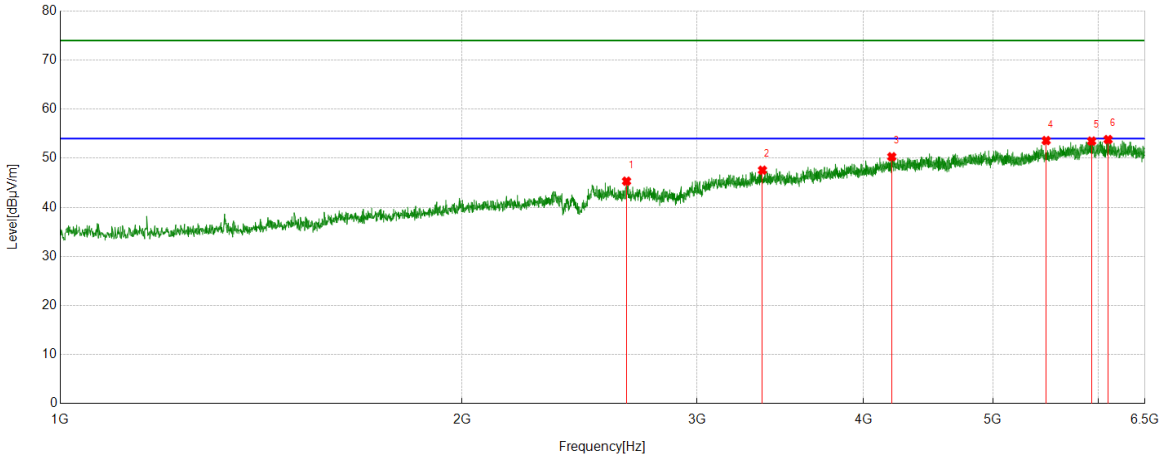


PK Result:

| No. | Frequency | Reading Level | Correct Factor | Result | Limit | Margin | Remark |
|---|---|---|---|---|---|---|---|
| | [MHz] | [dBuV] | [dB/m] | [dBuV/m] | [dBuV/m] | [dB] | |
| 1 | 2657.0821 | 39.16 | 6.16 | 45.32 | 74.00 | -28.68 | Vertical |
| 2 | 3359.1074 | 37.47 | 10.09 | 47.56 | 74.00 | -26.44 | Vertical |
| 3 | 4199.3374 | 37.23 | 13.07 | 50.30 | 74.00 | -23.70 | Vertical |
| 4 | 5480.9976 | 36.95 | 16.65 | 53.60 | 74.00 | -20.40 | Vertical |
| 5 | 5928.6161 | 34.60 | 18.89 | 53.49 | 74.00 | -20.51 | Vertical |
| 6 | 6099.1374 | 35.45 | 18.36 | 53.81 | 74.00 | -20.19 | Vertical |

Note: 1. Measurement = Reading Level + Correct Factor,
Correct Factor = Antenna Factor + Loss (Cable + Filter) – Amplifier Gain.
2. If Peak Result complies with AV limit, AV Result is deemed to comply with AV limit.
3. Test setup: RBW: 1 MHz, VBW: 3 MHz, Sweep time: auto.
4. Peak: Peak detector.
5. For below 3GHz part, filter losses were only considered in the spurious frequency bands and the authorized band was not corrected for Band Reject Filter losses.
6. Only the worst case emission was recorded, if it complies with the limit, the other emissions deemed to comply with the limit.


*This report shall not be reproduced except in full, without the written approval of UL-CCIC COMPANY LIMITED.*

| Test Mode | Channel | Polarization | Verdict |
|---|---|---|---|
| 11N HT40 | HCH | Horizontal | PASS |

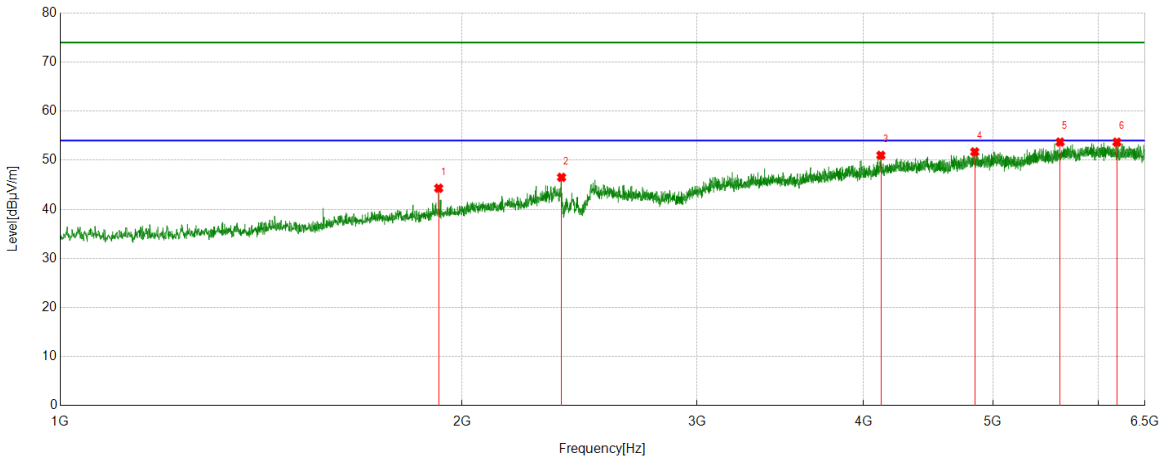


PK Result:

| No. | Frequency | Reading Level | Correct Factor | Result | Limit | Margin | Remark |
|---|---|---|---|---|---|---|---|
| | [MHz] | [dBuV] | [dB/m] | [dBuV/m] | [dBuV/m] | [dB] | |
| 1 | 1921.3652 | 41.22 | 3.08 | 44.30 | 74.00 | -29.70 | Horizontal |
| 2 | 2375.1719 | 41.69 | 4.83 | 46.52 | 74.00 | -27.48 | Horizontal |
| 3 | 4120.9526 | 37.11 | 13.89 | 51.00 | 74.00 | -23.00 | Horizontal |
| 4 | 4845.6682 | 36.41 | 15.29 | 51.70 | 74.00 | -22.30 | Horizontal |
| 5 | 5614.3893 | 36.24 | 17.46 | 53.70 | 74.00 | -20.30 | Horizontal |
| 6 | 6192.6491 | 34.96 | 18.72 | 53.68 | 74.00 | -20.32 | Horizontal |

Note: 1. Measurement = Reading Level + Correct Factor,
Correct Factor = Antenna Factor + Loss (Cable + Filter) – Amplifier Gain.
2. If Peak Result complies with AV limit, AV Result is deemed to comply with AV limit.
3. Test setup: RBW: 1 MHz, VBW: 3 MHz, Sweep time: auto.
4. Peak: Peak detector.
5. For below 3GHz part, filter losses were only considered in the spurious frequency bands and the authorized band was not corrected for Band Reject Filter losses.
6. Only the worst case emission was recorded, if it complies with the limit, the other emissions deemed to comply with the limit.


*This report shall not be reproduced except in full, without the written approval of UL-CCIC COMPANY LIMITED.*

| Test Mode | Channel | Polarization | Verdict |
|---|---|---|---|
| 11N HT40 | HCH | Vertical | PASS |

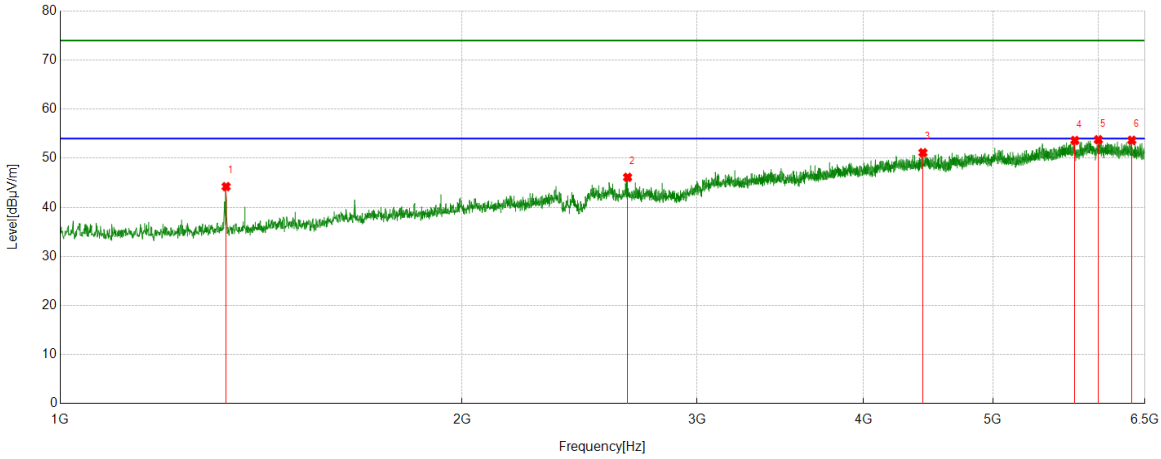


PK Result:

| No. | Frequency | Reading Level | Correct Factor | Result | Limit | Margin | Remark |
|---|---|---|---|---|---|---|---|
| | [MHz] | [dBuV] | [dB/m] | [dBuV/m] | [dBuV/m] | [dB] | |
| 1 | 1331.4164 | 45.31 | -1.09 | 44.22 | 74.00 | -29.78 | Vertical |
| 2 | 2661.8952 | 40.04 | 6.07 | 46.11 | 74.00 | -27.89 | Vertical |
| 3 | 4431.0539 | 37.17 | 13.96 | 51.13 | 74.00 | -22.87 | Vertical |
| 4 | 5759.4699 | 35.62 | 18.00 | 53.62 | 74.00 | -20.38 | Vertical |
| 5 | 5997.3747 | 35.51 | 18.26 | 53.77 | 74.00 | -20.23 | Vertical |
| 6 | 6354.2318 | 34.54 | 19.12 | 53.66 | 74.00 | -20.34 | Vertical |

Note: 1. Measurement = Reading Level + Correct Factor,
Correct Factor = Antenna Factor + Loss (Cable + Filter) – Amplifier Gain.
2. If Peak Result complies with AV limit, AV Result is deemed to comply with AV limit.
3. Test setup: RBW: 1 MHz, VBW: 3 MHz, Sweep time: auto.
4. Peak: Peak detector.
5. For below 3GHz part, filter losses were only considered in the spurious frequency bands and the authorized band was not corrected for Band Reject Filter losses.
6. Only the worst case emission was recorded, if it complies with the limit, the other emissions deemed to comply with the limit.


*This report shall not be reproduced except in full, without the written approval of UL-CCIC COMPANY LIMITED.*

## Part 2: 6.5GHz~18GHz

### HARMONICS AND SPURIOUS EMISSIONS

| Test Mode | Channel | Polarization | Verdict |
|---|---|---|---|
| 11B | LCH | Horizontal | PASS |

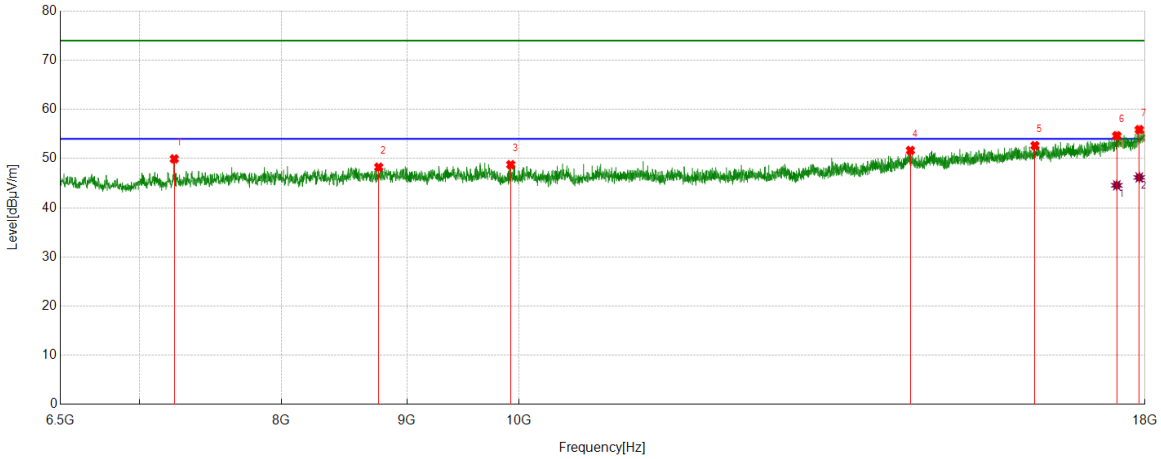


PK Result:

| No. | Frequency | Reading Level | Correct Factor | Result | Limit | Margin | Remark |
|---|---|---|---|---|---|---|---|
| | [MHz] | [dBuV] | [dB/m] | [dBuV/m] | [dBuV/m] | [dB] | |
| 1 | 7234.6543 | 46.10 | 3.84 | 49.94 | 74.00 | -24.06 | Horizontal |
| 2 | 8765.7832 | 42.05 | 6.20 | 48.25 | 74.00 | -25.75 | Horizontal |
| 3 | 9923.1154 | 42.20 | 6.56 | 48.76 | 74.00 | -25.24 | Horizontal |
| 4 | 14441.7427 | 38.78 | 12.88 | 51.66 | 74.00 | -22.34 | Horizontal |
| 5 | 16233.0916 | 37.38 | 15.26 | 52.64 | 74.00 | -21.36 | Horizontal |
| 6 | 17529.8787 | 37.08 | 17.57 | 54.65 | 74.00 | -19.35 | Horizontal |
| 7 | 17903.6755 | 36.69 | 19.20 | 55.89 | 74.00 | -18.11 | Horizontal |

AV Result:

| No. | Frequency | Reading Level | Correct Factor | Result | Limit | Margin | Remark |
|---|---|---|---|---|---|---|---|
| | [MHz] | [dBuV] | [dB/m] | [dBuV/m] | [dBuV/m] | [dB] | |
| 1 | 17529.8787 | 27.00 | 17.57 | 44.57 | 54.00 | -9.43 | Horizontal |
| 2 | 17903.6755 | 26.96 | 19.20 | 46.16 | 54.00 | -7.84 | Horizontal |

Note: 1. Measurement = Reading Level + Correct Factor,
Correct Factor = Antenna Factor + Loss (Cable + Filter) – Amplifier Gain.
2. If Peak Result complies with AV limit, AV Result is deemed to comply with AV limit.
3. Peak detector: RBW: 1 MHz, VBW: 3 MHz.
4. Average detector: RBW: 1 MHz, VBW: 1/T MHz(refer to clause 7.1.).
5. For above 3GHz part, filter losses were only considered in the spurious frequency bands and the authorized band was not corrected for HPF losses.
6. Only the worst case emission was recorded, if it complies with the limit, the other emissions deemed to comply with the limit.


*This report shall not be reproduced except in full, without the written approval of UL-CCIC COMPANY LIMITED.*

| Test Mode | Channel | Polarization | Verdict |
|---|---|---|---|
| 11B | LCH | Vertical | PASS |

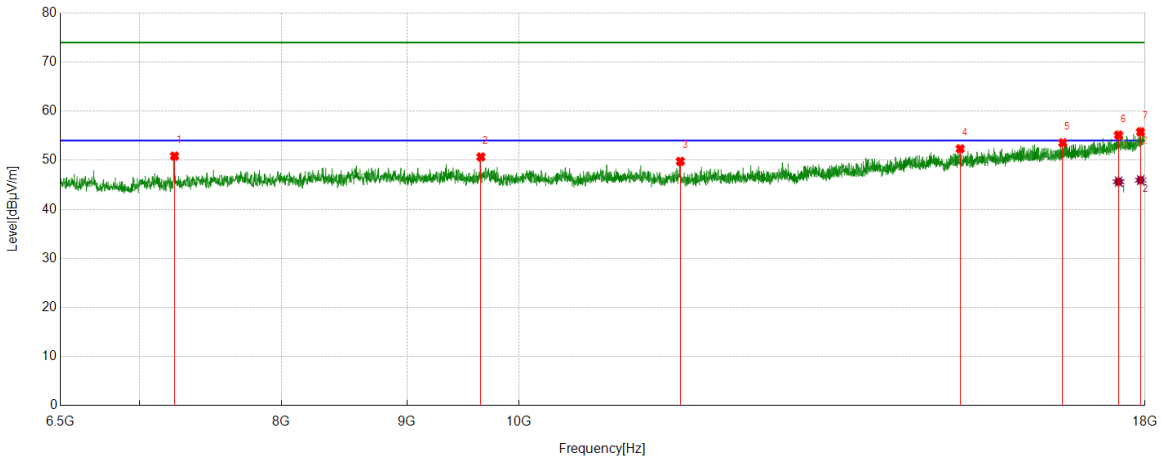


PK Result:

| No. | Frequency | Reading Level | Correct Factor | Result | Limit | Margin | Remark |
|---|---|---|---|---|---|---|---|
| | [MHz] | [dBuV] | [dB/m] | [dBuV/m] | [dBuV/m] | [dB] | |
| 1 | 7236.0920 | 47.04 | 3.81 | 50.85 | 74.00 | -23.15 | Vertical |
| 2 | 9648.5186 | 44.27 | 6.41 | 50.68 | 74.00 | -23.32 | Vertical |
| 3 | 11635.3919 | 42.18 | 7.59 | 49.77 | 74.00 | -24.23 | Vertical |
| 4 | 15133.2667 | 39.12 | 13.22 | 52.34 | 74.00 | -21.66 | Vertical |
| 5 | 16662.9579 | 37.89 | 15.66 | 53.55 | 74.00 | -20.45 | Vertical |
| 6 | 17558.6323 | 37.35 | 17.78 | 55.13 | 74.00 | -18.87 | Vertical |
| 7 | 17926.6783 | 36.41 | 19.37 | 55.78 | 74.00 | -18.22 | Vertical |

AV Result:

| No. | Frequency | Reading Level | Correct Factor | Result | Limit | Margin | Remark |
|---|---|---|---|---|---|---|---|
| | [MHz] | [dBuV] | [dB/m] | [dBuV/m] | [dBuV/m] | [dB] | |
| 1 | 17558.6323 | 27.85 | 17.78 | 45.63 | 54.00 | -8.37 | Vertical |
| 2 | 17926.6783 | 26.57 | 19.37 | 45.94 | 54.00 | -8.06 | Vertical |

Note: 1. Measurement = Reading Level + Correct Factor,
Correct Factor = Antenna Factor + Loss (Cable + Filter) – Amplifier Gain.
2. If Peak Result complies with AV limit, AV Result is deemed to comply with AV limit.
3. Peak detector: RBW: 1 MHz, VBW: 3 MHz.
4. Average detector: RBW: 1 MHz, VBW: 1/T MHz(refer to clause 7.1.).
5. For above 3GHz part, filter losses were only considered in the spurious frequency bands and the authorized band was not corrected for HPF losses.
6. Only the worst case emission was recorded, if it complies with the limit, the other emissions deemed to comply with the limit.


*This report shall not be reproduced except in full, without the written approval of UL-CCIC COMPANY LIMITED.*

| Test Mode | Channel | Polarization | Verdict |
|---|---|---|---|
| 11B | MCH | Horizontal | PASS |

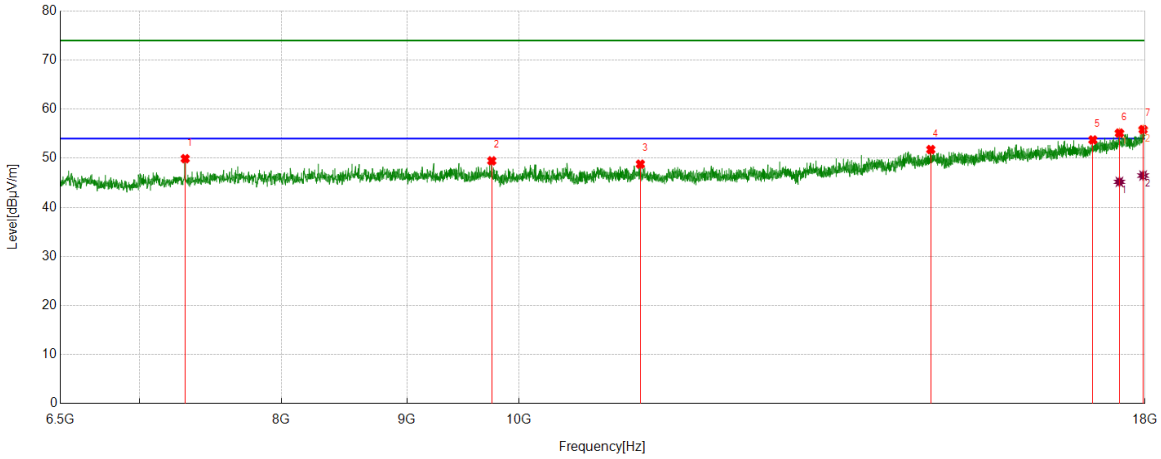


PK Result:

| No. | Frequency | Reading Level | Correct Factor | Result | Limit | Margin | Remark |
|---|---|---|---|---|---|---|---|
| | [MHz] | [dBuV] | [dB/m] | [dBuV/m] | [dBuV/m] | [dB] | |
| 1 | 7309.4137 | 46.06 | 3.85 | 49.91 | 74.00 | -24.09 | Horizontal |
| 2 | 9747.7185 | 42.99 | 6.48 | 49.47 | 74.00 | -24.53 | Horizontal |
| 3 | 11206.9634 | 41.44 | 7.36 | 48.80 | 74.00 | -25.20 | Horizontal |
| 4 | 14720.6526 | 38.95 | 12.82 | 51.77 | 74.00 | -22.23 | Horizontal |
| 5 | 17140.2675 | 37.35 | 16.38 | 53.73 | 74.00 | -20.27 | Horizontal |
| 6 | 17573.0091 | 37.20 | 17.92 | 55.12 | 74.00 | -18.88 | Horizontal |
| 7 | 17968.3710 | 36.21 | 19.63 | 55.84 | 74.00 | -18.16 | Horizontal |

AV Result:

| No. | Frequency | Reading Level | Correct Factor | Result | Limit | Margin | Remark |
|---|---|---|---|---|---|---|---|
| | [MHz] | [dBuV] | [dB/m] | [dBuV/m] | [dBuV/m] | [dB] | |
| 1 | 17573.0091 | 27.27 | 17.92 | 45.19 | 54.00 | -8.81 | Horizontal |
| 2 | 17968.3710 | 26.84 | 19.63 | 46.47 | 54.00 | -7.53 | Horizontal |

Note: 1. Measurement = Reading Level + Correct Factor,
Correct Factor = Antenna Factor + Loss (Cable + Filter) – Amplifier Gain.
2. If Peak Result complies with AV limit, AV Result is deemed to comply with AV limit.
3. Peak detector: RBW: 1 MHz, VBW: 3 MHz.
4. Average detector: RBW: 1 MHz, VBW: 1/T MHz(refer to clause 7.1.).
5. For above 3GHz part, filter losses were only considered in the spurious frequency bands and the authorized band was not corrected for HPF losses.
6. Only the worst case emission was recorded, if it complies with the limit, the other emissions deemed to comply with the limit.


*This report shall not be reproduced except in full, without the written approval of UL-CCIC COMPANY LIMITED.*

| Test Mode | Channel | Polarization | Verdict |
|---|---|---|---|
| 11B | MCH | Vertical | PASS |

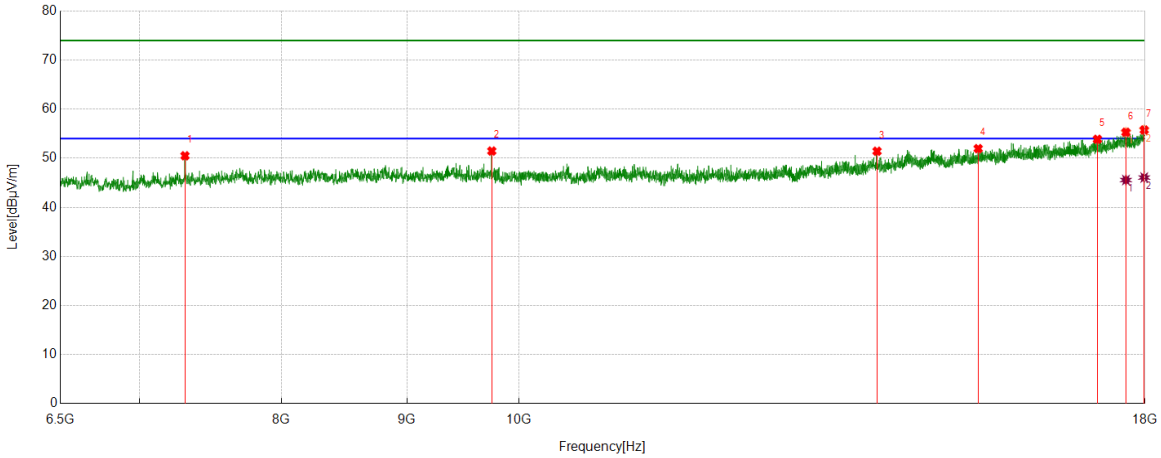


PK Result:

| No. | Frequency | Reading Level | Correct Factor | Result | Limit | Margin | Remark |
|---|---|---|---|---|---|---|---|
| | [MHz] | [dBuV] | [dB/m] | [dBuV/m] | [dBuV/m] | [dB] | |
| 1 | 7307.9760 | 46.68 | 3.82 | 50.50 | 74.00 | -23.50 | Vertical |
| 2 | 9747.7185 | 44.99 | 6.48 | 51.47 | 74.00 | -22.53 | Vertical |
| 3 | 13996.0620 | 39.73 | 11.70 | 51.43 | 74.00 | -22.57 | Vertical |
| 4 | 15390.6113 | 38.37 | 13.59 | 51.96 | 74.00 | -22.04 | Vertical |
| 5 | 17213.5892 | 37.11 | 16.75 | 53.86 | 74.00 | -20.14 | Vertical |
| 6 | 17680.8351 | 37.17 | 18.12 | 55.29 | 74.00 | -18.71 | Vertical |
| 7 | 17987.0609 | 35.96 | 19.80 | 55.76 | 74.00 | -18.24 | Vertical |

AV Result:

| No. | Frequency | Reading Level | Correct Factor | Result | Limit | Margin | Remark |
|---|---|---|---|---|---|---|---|
| | [MHz] | [dBuV] | [dB/m] | [dBuV/m] | [dBuV/m] | [dB] | |
| 1 | 17680.8351 | 27.44 | 18.12 | 45.56 | 54.00 | -8.44 | Vertical |
| 2 | 17987.0609 | 26.27 | 19.80 | 46.07 | 54.00 | -7.93 | Vertical |

Note: 1. Measurement = Reading Level + Correct Factor,
Correct Factor = Antenna Factor + Loss (Cable + Filter) – Amplifier Gain.
2. If Peak Result complies with AV limit, AV Result is deemed to comply with AV limit.
3. Peak detector: RBW: 1 MHz, VBW: 3 MHz.
4. Average detector: RBW: 1 MHz, VBW: 1/T MHz(refer to clause 7.1.).
5. For above 3GHz part, filter losses were only considered in the spurious frequency bands and the authorized band was not corrected for HPF losses.
6. Only the worst case emission was recorded, if it complies with the limit, the other emissions deemed to comply with the limit.


*This report shall not be reproduced except in full, without the written approval of UL-CCIC COMPANY LIMITED.*

| Test Mode | Channel | Polarization | Verdict |
|---|---|---|---|
| 11B | HCH | Horizontal | PASS |

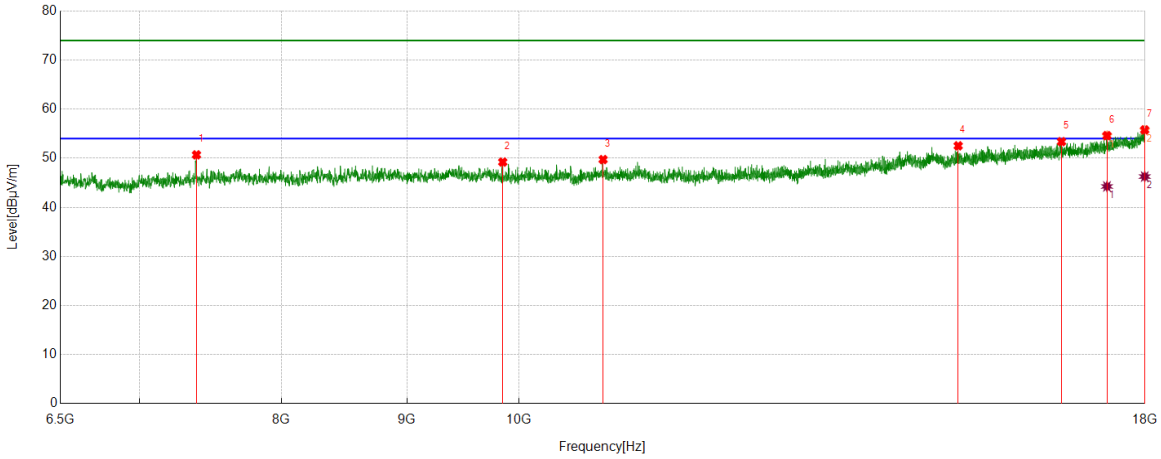


PK Result:

| No. | Frequency | Reading Level | Correct Factor | Result | Limit | Margin | Remark |
|---|---|---|---|---|---|---|---|
| | [MHz] | [dBuV] | [dB/m] | [dBuV/m] | [dBuV/m] | [dB] | |
| 1 | 7387.0484 | 46.54 | 4.15 | 50.69 | 74.00 | -23.31 | Horizontal |
| 2 | 9848.3560 | 42.71 | 6.51 | 49.22 | 74.00 | -24.78 | Horizontal |
| 3 | 10821.6652 | 42.79 | 6.94 | 49.73 | 74.00 | -24.27 | Horizontal |
| 4 | 15104.5131 | 39.33 | 13.20 | 52.53 | 74.00 | -21.47 | Horizontal |
| 5 | 16642.8304 | 37.56 | 15.82 | 53.38 | 74.00 | -20.62 | Horizontal |
| 6 | 17368.8586 | 37.27 | 17.34 | 54.61 | 74.00 | -19.39 | Horizontal |
| 7 | 17995.6870 | 36.01 | 19.77 | 55.78 | 74.00 | -18.22 | Horizontal |

AV Result:

| No. | Frequency | Reading Level | Correct Factor | Result | Limit | Margin | Remark |
|---|---|---|---|---|---|---|---|
| | [MHz] | [dBuV] | [dB/m] | [dBuV/m] | [dBuV/m] | [dB] | |
| 1 | 17368.8586 | 26.91 | 17.34 | 44.25 | 54.00 | -9.75 | Horizontal |
| 2 | 17995.6870 | 26.50 | 19.77 | 46.27 | 54.00 | -7.73 | Horizontal |

Note: 1. Measurement = Reading Level + Correct Factor,
Correct Factor = Antenna Factor + Loss (Cable + Filter) – Amplifier Gain.
2. If Peak Result complies with AV limit, AV Result is deemed to comply with AV limit.
3. Peak detector: RBW: 1 MHz, VBW: 3 MHz.
4. Average detector: RBW: 1 MHz, VBW: 1/T MHz(refer to clause 7.1.).
5. For above 3GHz part, filter losses were only considered in the spurious frequency bands and the authorized band was not corrected for HPF losses.
6. Only the worst case emission was recorded, if it complies with the limit, the other emissions deemed to comply with the limit.


*This report shall not be reproduced except in full, without the written approval of UL-CCIC COMPANY LIMITED.*

| Test Mode | Channel | Polarization | Verdict |
|---|---|---|---|
| 11B | HCH | Vertical | PASS |

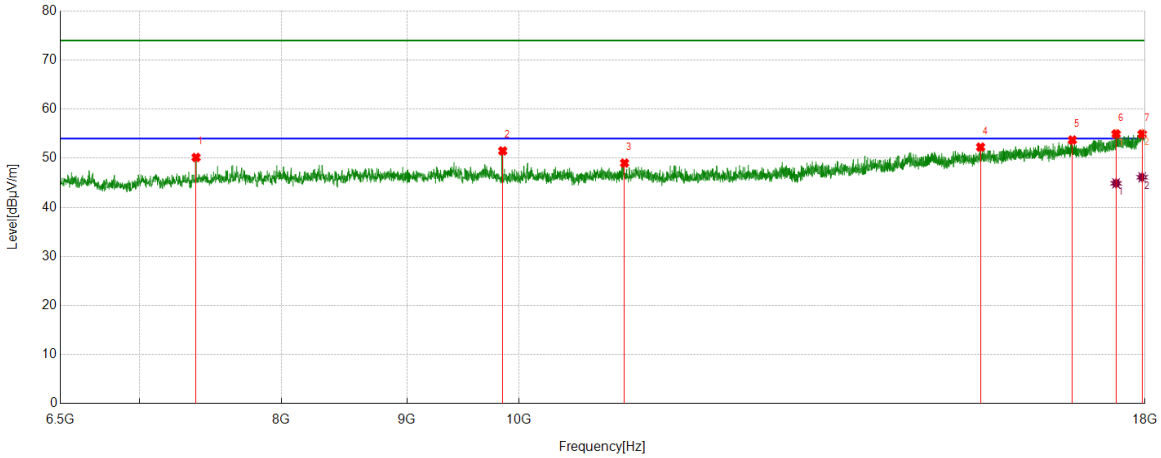


PK Result:

| No. | Frequency | Reading Level | Correct Factor | Result | Limit | Margin | Remark |
|---|---|---|---|---|---|---|---|
| | [MHz] | [dBuV] | [dB/m] | [dBuV/m] | [dBuV/m] | [dB] | |
| 1 | 7384.1730 | 46.00 | 4.16 | 50.16 | 74.00 | -23.84 | Vertical |
| 2 | 9848.3560 | 44.98 | 6.51 | 51.49 | 74.00 | -22.51 | Vertical |
| 3 | 11041.6302 | 41.81 | 7.20 | 49.01 | 74.00 | -24.99 | Vertical |
| 4 | 15425.1156 | 38.52 | 13.75 | 52.27 | 74.00 | -21.73 | Vertical |
| 5 | 16813.9142 | 37.47 | 16.24 | 53.71 | 74.00 | -20.29 | Vertical |
| 6 | 17518.3773 | 37.33 | 17.62 | 54.95 | 74.00 | -19.05 | Vertical |
| 7 | 17952.5566 | 35.40 | 19.53 | 54.93 | 74.00 | -19.07 | Vertical |

AV Result:

| No. | Frequency | Reading Level | Correct Factor | Result | Limit | Margin | Remark |
|---|---|---|---|---|---|---|---|
| | [MHz] | [dBuV] | [dB/m] | [dBuV/m] | [dBuV/m] | [dB] | |
| 1 | 17518.3773 | 27.27 | 17.62 | 44.89 | 54.00 | -9.11 | Vertical |
| 2 | 17952.5566 | 26.59 | 19.53 | 46.12 | 54.00 | -7.88 | Vertical |

Note: 1. Measurement = Reading Level + Correct Factor,
Correct Factor = Antenna Factor + Loss (Cable + Filter) – Amplifier Gain.
2. If Peak Result complies with AV limit, AV Result is deemed to comply with AV limit.
3. Peak detector: RBW: 1 MHz, VBW: 3 MHz.
4. Average detector: RBW: 1 MHz, VBW: 1/T MHz(refer to clause 7.1.).
5. For above 3GHz part, filter losses were only considered in the spurious frequency bands and the authorized band was not corrected for HPF losses.
6. Only the worst case emission was recorded, if it complies with the limit, the other emissions deemed to comply with the limit.


*This report shall not be reproduced except in full, without the written approval of UL-CCIC COMPANY LIMITED.*

| Test Mode | Channel | Polarization | Verdict |
|---|---|---|---|
| 11G | LCH | Horizontal | PASS |

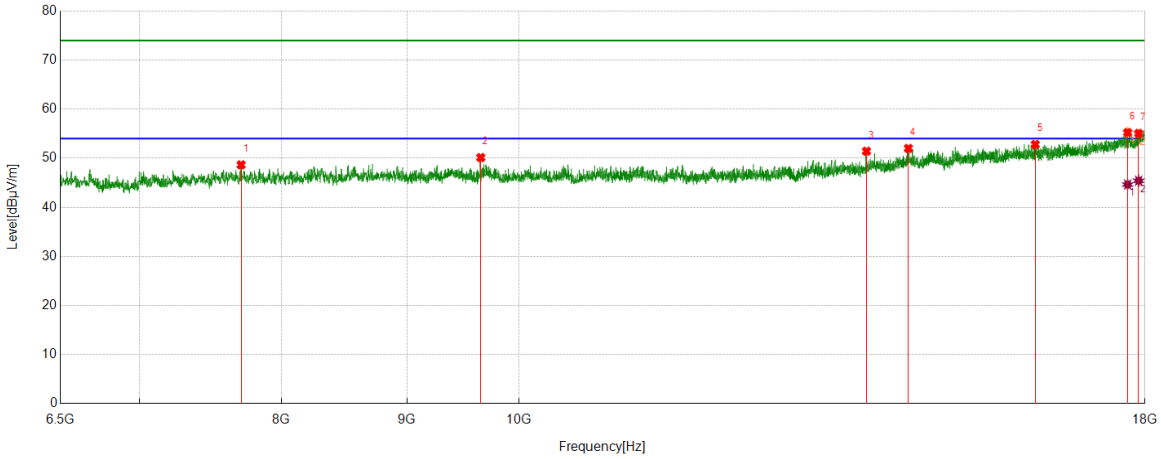


PK Result:

| No. | Frequency | Reading Level | Correct Factor | Result | Limit | Margin | Remark |
|---|---|---|---|---|---|---|---|
| | [MHz] | [dBuV] | [dB/m] | [dBuV/m] | [dBuV/m] | [dB] | |
| 1 | 7703.3379 | 43.19 | 5.47 | 48.66 | 74.00 | -25.34 | Horizontal |
| 2 | 9647.0809 | 43.75 | 6.39 | 50.14 | 74.00 | -23.86 | Horizontal |
| 3 | 13858.0448 | 39.97 | 11.46 | 51.43 | 74.00 | -22.57 | Horizontal |
| 4 | 14414.4268 | 39.11 | 12.90 | 52.01 | 74.00 | -21.99 | Horizontal |
| 5 | 16238.8424 | 37.62 | 15.19 | 52.81 | 74.00 | -21.19 | Horizontal |
| 6 | 17709.5887 | 36.88 | 18.36 | 55.24 | 74.00 | -18.76 | Horizontal |
| 7 | 17893.6117 | 35.79 | 19.26 | 55.05 | 74.00 | -18.95 | Horizontal |

AV Result:

| No. | Frequency | Reading Level | Correct Factor | Result | Limit | Margin | Remark |
|---|---|---|---|---|---|---|---|
| | [MHz] | [dBuV] | [dB/m] | [dBuV/m] | [dBuV/m] | [dB] | |
| 1 | 17709.5887 | 26.28 | 18.36 | 44.64 | 54.00 | -9.36 | Horizontal |
| 2 | 17893.6117 | 26.15 | 19.26 | 45.41 | 54.00 | -8.59 | Horizontal |

Note: 1. Measurement = Reading Level + Correct Factor,
Correct Factor = Antenna Factor + Loss (Cable + Filter) – Amplifier Gain.
2. If Peak Result complies with AV limit, AV Result is deemed to comply with AV limit.
3. Peak detector: RBW: 1 MHz, VBW: 3 MHz.
4. Average detector: RBW: 1 MHz, VBW: 1/T MHz(refer to clause 7.1.).
5. For above 3GHz part, filter losses were only considered in the spurious frequency bands and the authorized band was not corrected for HPF losses.
6. Only the worst case emission was recorded, if it complies with the limit, the other emissions deemed to comply with the limit.


*This report shall not be reproduced except in full, without the written approval of UL-CCIC COMPANY LIMITED.*

| Test Mode | Channel | Polarization | Verdict |
|---|---|---|---|
| 11G | LCH | Vertical | PASS |

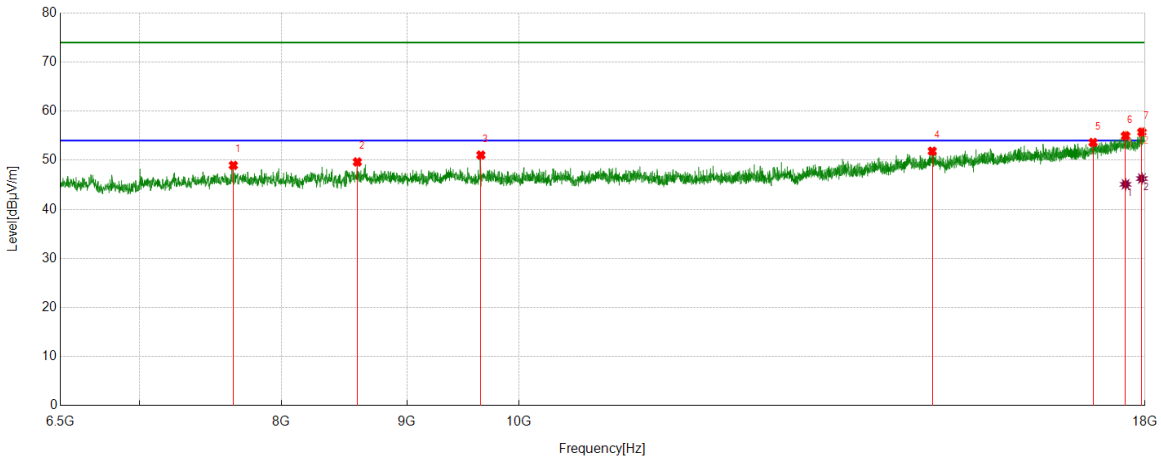


PK Result:

| No. | Frequency | Reading Level | Correct Factor | Result | Limit | Margin | Remark |
|---|---|---|---|---|---|---|---|
| | [MHz] | [dBuV] | [dB/m] | [dBuV/m] | [dBuV/m] | [dB] | |
| 1 | 7647.2684 | 43.62 | 5.34 | 48.96 | 74.00 | -25.04 | Vertical |
| 2 | 8591.8240 | 43.66 | 5.99 | 49.65 | 74.00 | -24.35 | Vertical |
| 3 | 9648.5186 | 44.64 | 6.41 | 51.05 | 74.00 | -22.95 | Vertical |
| 4 | 14740.7801 | 38.95 | 12.90 | 51.85 | 74.00 | -22.15 | Vertical |
| 5 | 17143.1429 | 37.21 | 16.41 | 53.62 | 74.00 | -20.38 | Vertical |
| 6 | 17675.0844 | 36.88 | 18.10 | 54.98 | 74.00 | -19.02 | Vertical |
| 7 | 17948.2435 | 36.26 | 19.48 | 55.74 | 74.00 | -18.26 | Vertical |

AV Result:

| No. | Frequency | Reading Level | Correct Factor | Result | Limit | Margin | Remark |
|---|---|---|---|---|---|---|---|
| | [MHz] | [dBuV] | [dB/m] | [dBuV/m] | [dBuV/m] | [dB] | |
| 1 | 17675.0844 | 27.00 | 18.10 | 45.10 | 54.00 | -8.90 | Vertical |
| 2 | 17948.2435 | 26.79 | 19.48 | 46.27 | 54.00 | -7.73 | Vertical |

Note: 1. Measurement = Reading Level + Correct Factor,
Correct Factor = Antenna Factor + Loss (Cable + Filter) – Amplifier Gain.
2. If Peak Result complies with AV limit, AV Result is deemed to comply with AV limit.
3. Peak detector: RBW: 1 MHz, VBW: 3 MHz.
4. Average detector: RBW: 1 MHz, VBW: 1/T MHz(refer to clause 7.1.).
5. For above 3GHz part, filter losses were only considered in the spurious frequency bands and the authorized band was not corrected for HPF losses.
6. Only the worst case emission was recorded, if it complies with the limit, the other emissions deemed to comply with the limit.


*This report shall not be reproduced except in full, without the written approval of UL-CCIC COMPANY LIMITED.*

| Test Mode | Channel | Polarization | Verdict |
|---|---|---|---|
| 11G | MCH | Horizontal | PASS |

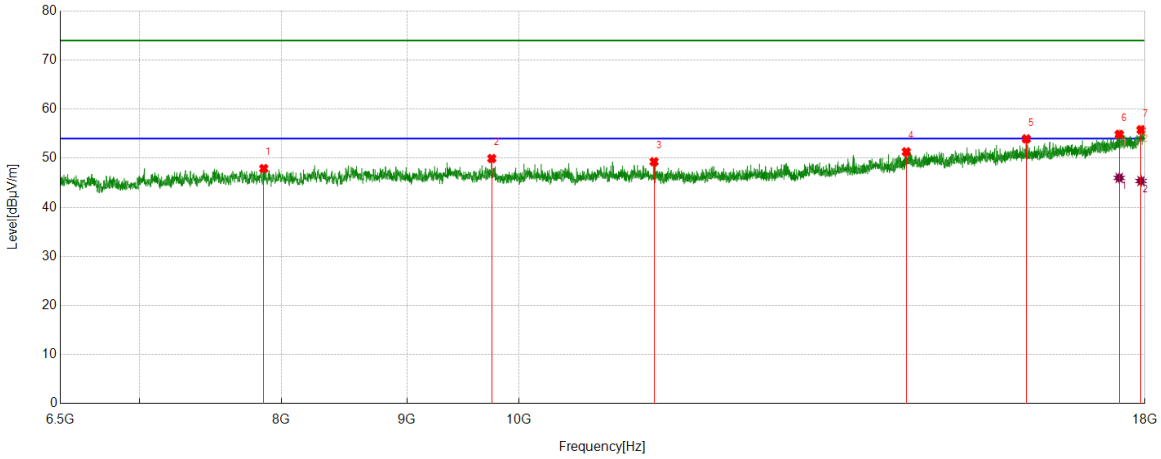


PK Result:

| No. | Frequency | Reading Level | Correct Factor | Result | Limit | Margin | Remark |
|---|---|---|---|---|---|---|---|
| | [MHz] | [dBuV] | [dB/m] | [dBuV/m] | [dBuV/m] | [dB] | |
| 1 | 7868.6711 | 42.50 | 5.39 | 47.89 | 74.00 | -26.11 | Horizontal |
| 2 | 9747.7185 | 43.47 | 6.48 | 49.95 | 74.00 | -24.05 | Horizontal |
| 3 | 11352.169 | 41.96 | 7.33 | 49.29 | 74.00 | -24.71 | Horizontal |
| 4 | 14385.6732 | 38.55 | 12.76 | 51.31 | 74.00 | -22.69 | Horizontal |
| 5 | 16102.2628 | 39.25 | 14.70 | 53.95 | 74.00 | -20.05 | Horizontal |
| 6 | 17570.1338 | 36.97 | 17.90 | 54.87 | 74.00 | -19.13 | Horizontal |
| 7 | 17933.8667 | 36.41 | 19.40 | 55.81 | 74.00 | -18.19 | Horizontal |

AV Result:

| No. | Frequency | Reading Level | Correct Factor | Result | Limit | Margin | Remark |
|---|---|---|---|---|---|---|---|
| | [MHz] | [dBuV] | [dB/m] | [dBuV/m] | [dBuV/m] | [dB] | |
| 1 | 17570.1338 | 28.09 | 17.90 | 45.99 | 54.00 | -8.01 | Horizontal |
| 2 | 17933.8667 | 25.96 | 19.40 | 45.36 | 54.00 | -8.64 | Horizontal |

Note: 1. Measurement = Reading Level + Correct Factor,
Correct Factor = Antenna Factor + Loss (Cable + Filter) – Amplifier Gain.
2. If Peak Result complies with AV limit, AV Result is deemed to comply with AV limit.
3. Peak detector: RBW: 1 MHz, VBW: 3 MHz.
4. Average detector: RBW: 1 MHz, VBW: 1/T MHz(refer to clause 7.1.).
5. For above 3GHz part, filter losses were only considered in the spurious frequency bands and the authorized band was not corrected for HPF losses.
6. Only the worst case emission was recorded, if it complies with the limit, the other emissions deemed to comply with the limit.


*This report shall not be reproduced except in full, without the written approval of UL-CCIC COMPANY LIMITED.*

| Test Mode | Channel | Polarization | Verdict |
|---|---|---|---|
| 11G | MCH | Vertical | PASS |

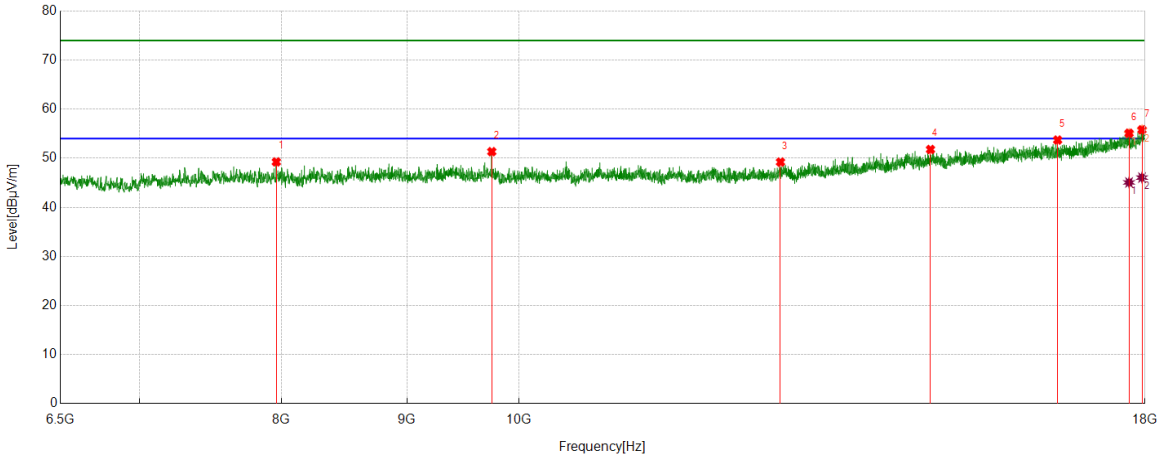


PK Result:

| No. | Frequency | Reading Level | Correct Factor | Result | Limit | Margin | Remark |
|---|---|---|---|---|---|---|---|
| | [MHz] | [dBuV] | [dB/m] | [dBuV/m] | [dBuV/m] | [dB] | |
| 1 | 7962.1203 | 43.43 | 5.82 | 49.25 | 74.00 | -24.75 | Vertical |
| 2 | 9747.7185 | 44.86 | 6.48 | 51.34 | 74.00 | -22.66 | Vertical |
| 3 | 12782.6603 | 40.29 | 8.93 | 49.22 | 74.00 | -24.78 | Vertical |
| 4 | 14716.3395 | 38.98 | 12.80 | 51.78 | 74.00 | -22.22 | Vertical |
| 5 | 16582.4478 | 37.86 | 15.85 | 53.71 | 74.00 | -20.29 | Vertical |
| 6 | 17732.5916 | 36.56 | 18.54 | 55.10 | 74.00 | -18.90 | Vertical |
| 7 | 17949.6812 | 36.31 | 19.49 | 55.80 | 74.00 | -18.20 | Vertical |

AV Result:

| No. | Frequency | Reading Level | Correct Factor | Result | Limit | Margin | Remark |
|---|---|---|---|---|---|---|---|
| | [MHz] | [dBuV] | [dB/m] | [dBuV/m] | [dBuV/m] | [dB] | |
| 1 | 17732.5916 | 26.53 | 18.54 | 45.07 | 54.00 | -8.93 | Vertical |
| 2 | 17949.6812 | 26.57 | 19.49 | 46.06 | 54.00 | -7.94 | Vertical |

Note: 1. Measurement = Reading Level + Correct Factor,
Correct Factor = Antenna Factor + Loss (Cable + Filter) – Amplifier Gain.
2. If Peak Result complies with AV limit, AV Result is deemed to comply with AV limit.
3. Peak detector: RBW: 1 MHz, VBW: 3 MHz.
4. Average detector: RBW: 1 MHz, VBW: 1/T MHz(refer to clause 7.1.).
5. For above 3GHz part, filter losses were only considered in the spurious frequency bands and the authorized band was not corrected for HPF losses.
6. Only the worst case emission was recorded, if it complies with the limit, the other emissions deemed to comply with the limit.


*This report shall not be reproduced except in full, without the written approval of UL-CCIC COMPANY LIMITED.*

| Test Mode | Channel | Polarization | Verdict |
|---|---|---|---|
| 11G | HCH | Horizontal | PASS |

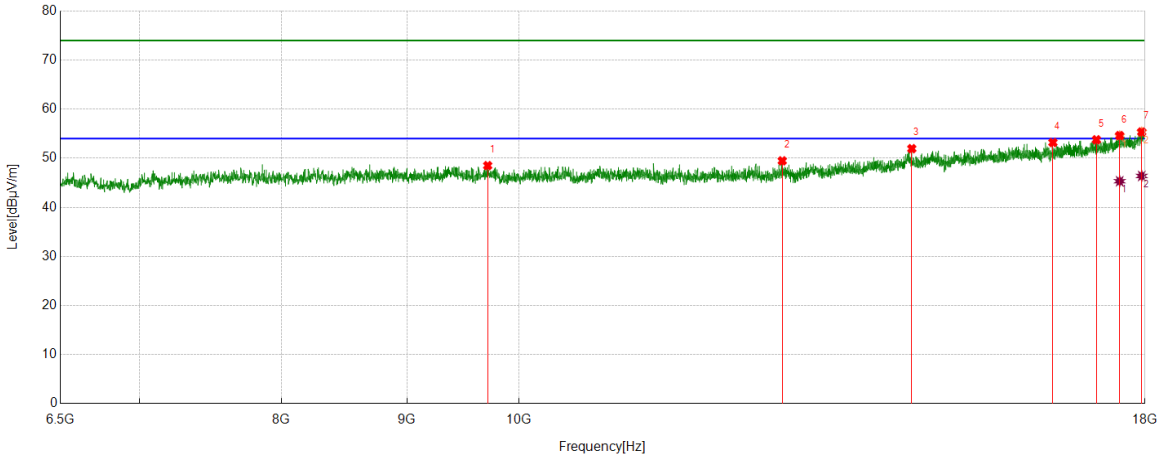


PK Result:

| No. | Frequency | Reading Level | Correct Factor | Result | Limit | Margin | Remark |
|---|---|---|---|---|---|---|---|
| | [MHz] | [dBuV] | [dB/m] | [dBuV/m] | [dBuV/m] | [dB] | |
| 1 | 9710.3388 | 41.94 | 6.56 | 48.50 | 74.00 | -25.50 | Horizontal |
| 2 | 12804.2255 | 40.48 | 8.99 | 49.47 | 74.00 | -24.53 | Horizontal |
| 3 | 14460.4326 | 39.13 | 12.82 | 51.95 | 74.00 | -22.05 | Horizontal |
| 4 | 16509.1261 | 37.26 | 15.94 | 53.20 | 74.00 | -20.80 | Horizontal |
| 5 | 17197.7747 | 37.16 | 16.60 | 53.76 | 74.00 | -20.24 | Horizontal |
| 6 | 17577.3222 | 36.68 | 17.93 | 54.61 | 74.00 | -19.39 | Horizontal |
| 7 | 17945.3682 | 35.87 | 19.48 | 55.35 | 74.00 | -18.65 | Horizontal |

AV Result:

| No. | Frequency | Reading Level | Correct Factor | Result | Limit | Margin | Remark |
|---|---|---|---|---|---|---|---|
| | [MHz] | [dBuV] | [dB/m] | [dBuV/m] | [dBuV/m] | [dB] | |
| 1 | 17577.3222 | 27.39 | 17.93 | 45.32 | 54.00 | -8.68 | Horizontal |
| 2 | 17945.3682 | 26.91 | 19.48 | 46.39 | 54.00 | -7.61 | Horizontal |

Note: 1. Measurement = Reading Level + Correct Factor,
Correct Factor = Antenna Factor + Loss (Cable + Filter) – Amplifier Gain.
2. If Peak Result complies with AV limit, AV Result is deemed to comply with AV limit.
3. Peak detector: RBW: 1 MHz, VBW: 3 MHz.
4. Average detector: RBW: 1 MHz, VBW: 1/T MHz(refer to clause 7.1.).
5. For above 3GHz part, filter losses were only considered in the spurious frequency bands and the authorized band was not corrected for HPF losses.
6. Only the worst case emission was recorded, if it complies with the limit, the other emissions deemed to comply with the limit.


*This report shall not be reproduced except in full, without the written approval of UL-CCIC COMPANY LIMITED.*

| Test Mode | Channel | Polarization | Verdict |
|---|---|---|---|
| 11G | HCH | Vertical | PASS |

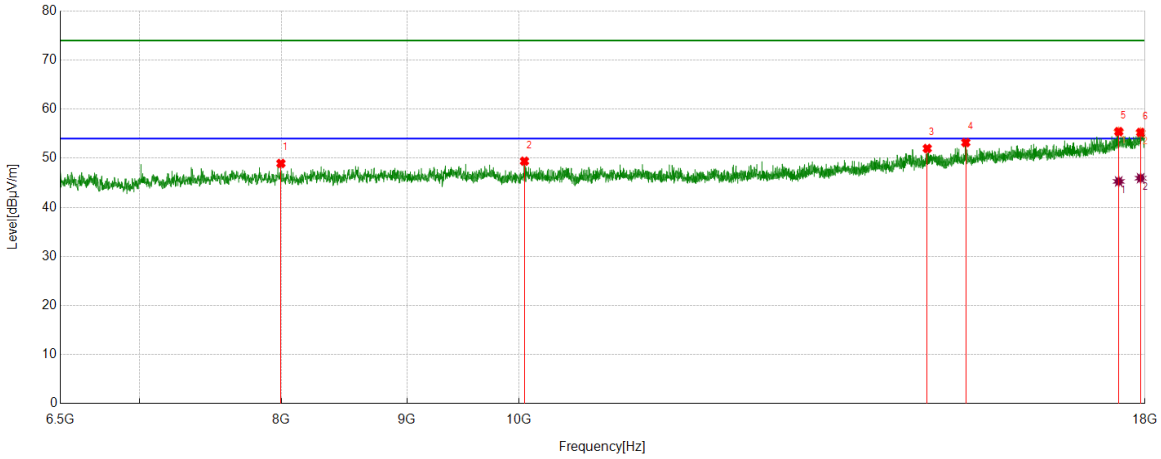


PK Result:

| No. | Frequency | Reading Level | Correct Factor | Result | Limit | Margin | Remark |
|---|---|---|---|---|---|---|---|
| | [MHz] | [dBuV] | [dB/m] | [dBuV/m] | [dBuV/m] | [dB] | |
| 1 | 7996.6246 | 43.55 | 5.39 | 48.94 | 74.00 | -25.06 | Vertical |
| 2 | 10051.0689 | 42.76 | 6.64 | 49.40 | 74.00 | -24.60 | Vertical |
| 3 | 14671.7715 | 39.28 | 12.71 | 51.99 | 74.00 | -22.01 | Vertical |
| 4 | 15212.3390 | 39.75 | 13.45 | 53.20 | 74.00 | -20.80 | Vertical |
| 5 | 17561.5077 | 37.64 | 17.79 | 55.43 | 74.00 | -18.57 | Vertical |
| 6 | 17926.6783 | 35.89 | 19.37 | 55.26 | 74.00 | -18.74 | Vertical |

AV Result:

| No. | Frequency | Reading Level | Correct Factor | Result | Limit | Margin | Remark |
|---|---|---|---|---|---|---|---|
| | [MHz] | [dBuV] | [dB/m] | [dBuV/m] | [dBuV/m] | [dB] | |
| 1 | 17561.5077 | 27.49 | 17.79 | 45.28 | 54.00 | -8.72 | Vertical |
| 2 | 17926.6783 | 26.57 | 19.37 | 45.94 | 54.00 | -8.06 | Vertical |

Note: 1. Measurement = Reading Level + Correct Factor,
Correct Factor = Antenna Factor + Loss (Cable + Filter) – Amplifier Gain.
2. If Peak Result complies with AV limit, AV Result is deemed to comply with AV limit.
3. Peak detector: RBW: 1 MHz, VBW: 3 MHz.
4. Average detector: RBW: 1 MHz, VBW: 1/T MHz(refer to clause 7.1.).
5. For above 3GHz part, filter losses were only considered in the spurious frequency bands and the authorized band was not corrected for HPF losses.
6. Only the worst case emission was recorded, if it complies with the limit, the other emissions deemed to comply with the limit.


*This report shall not be reproduced except in full, without the written approval of UL-CCIC COMPANY LIMITED.*

| Test Mode | Channel | Polarization | Verdict |
|---|---|---|---|
| 11N HT20 | LCH | Horizontal | PASS |

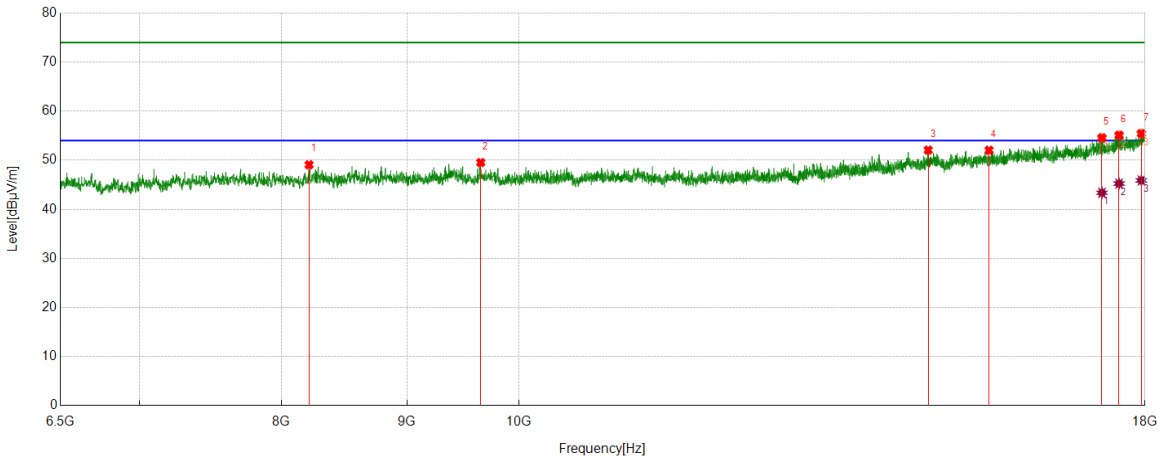


PK Result:

| No. | Frequency | Reading Level | Correct Factor | Result | Limit | Margin | Remark |
|---|---|---|---|---|---|---|---|
| | [MHz] | [dBuV] | [dB/m] | [dBuV/m] | [dBuV/m] | [dB] | |
| 1 | 8210.8389 | 43.19 | 5.89 | 49.08 | 74.00 | -24.92 | Horizontal |
| 2 | 9647.0809 | 43.14 | 6.39 | 49.53 | 74.00 | -24.47 | Horizontal |
| 3 | 14684.7106 | 39.26 | 12.81 | 52.07 | 74.00 | -21.93 | Horizontal |
| 4 | 15548.7561 | 38.28 | 13.76 | 52.04 | 74.00 | -21.96 | Horizontal |
| 5 | 17286.9109 | 37.60 | 16.98 | 54.58 | 74.00 | -19.42 | Horizontal |
| 6 | 17567.2584 | 37.24 | 17.87 | 55.11 | 74.00 | -18.89 | Horizontal |
| 7 | 17938.1798 | 36.00 | 19.43 | 55.43 | 74.00 | -18.57 | Horizontal |

AV Result:

| No. | Frequency | Reading Level | Correct Factor | Result | Limit | Margin | Remark |
|---|---|---|---|---|---|---|---|
| | [MHz] | [dBuV] | [dB/m] | [dBuV/m] | [dBuV/m] | [dB] | |
| 1 | 17286.9109 | 26.39 | 16.98 | 43.37 | 54.00 | -10.63 | Horizontal |
| 2 | 17567.2584 | 27.38 | 17.87 | 45.25 | 54.00 | -8.75 | Horizontal |
| 3 | 17938.1798 | 26.46 | 19.43 | 45.89 | 54.00 | -8.11 | Horizontal |

Note: 1. Measurement = Reading Level + Correct Factor,
Correct Factor = Antenna Factor + Loss (Cable + Filter) – Amplifier Gain.
2. If Peak Result complies with AV limit, AV Result is deemed to comply with AV limit.
3. Peak detector: RBW: 1 MHz, VBW: 3 MHz.
4. Average detector: RBW: 1 MHz, VBW: 1/T MHz(refer to clause 7.1.).
5. For above 3GHz part, filter losses were only considered in the spurious frequency bands and the authorized band was not corrected for HPF losses.
6. Only the worst case emission was recorded, if it complies with the limit, the other emissions deemed to comply with the limit.


*This report shall not be reproduced except in full, without the written approval of UL-CCIC COMPANY LIMITED.*

| Test Mode | Channel | Polarization | Verdict |
|---|---|---|---|
| 11N HT20 | LCH | Vertical | PASS |

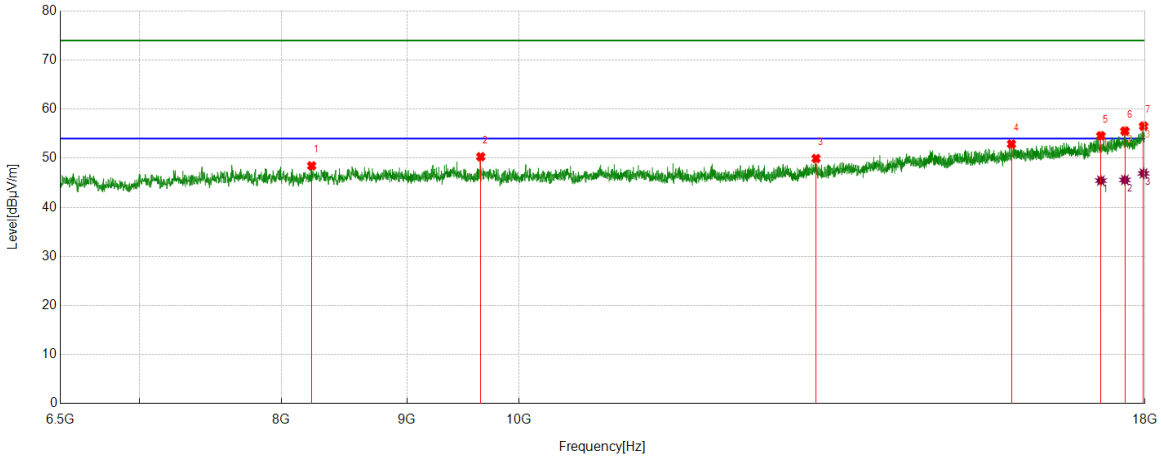


PK Result:

| No. | Frequency | Reading Level | Correct Factor | Result | Limit | Margin | Remark |
|---|---|---|---|---|---|---|---|
| | [MHz] | [dBuV] | [dB/m] | [dBuV/m] | [dBuV/m] | [dB] | |
| 1 | 8230.9664 | 42.40 | 6.06 | 48.46 | 74.00 | -25.54 | Vertical |
| 2 | 9647.0809 | 43.92 | 6.39 | 50.31 | 74.00 | -23.69 | Vertical |
| 3 | 13216.8396 | 39.93 | 10.02 | 49.95 | 74.00 | -24.05 | Vertical |
| 4 | 15879.4224 | 38.16 | 14.73 | 52.89 | 74.00 | -21.11 | Vertical |
| 5 | 17269.6587 | 37.68 | 16.89 | 54.57 | 74.00 | -19.43 | Vertical |
| 6 | 17663.5829 | 37.48 | 18.07 | 55.55 | 74.00 | -18.45 | Vertical |
| 7 | 17975.5594 | 36.81 | 19.73 | 56.54 | 74.00 | -17.46 | Vertical |

AV Result:

| No. | Frequency | Reading Level | Correct Factor | Result | Limit | Margin | Remark |
|---|---|---|---|---|---|---|---|
| | [MHz] | [dBuV] | [dB/m] | [dBuV/m] | [dBuV/m] | [dB] | |
| 1 | 17269.6587 | 28.56 | 16.89 | 45.45 | 54.00 | -8.55 | Vertical |
| 2 | 17663.5829 | 27.51 | 18.07 | 45.58 | 54.00 | -8.42 | Vertical |
| 3 | 17975.5594 | 27.18 | 19.73 | 46.91 | 54.00 | -7.09 | Vertical |

Note: 1. Measurement = Reading Level + Correct Factor,
Correct Factor = Antenna Factor + Loss (Cable + Filter) – Amplifier Gain.
2. If Peak Result complies with AV limit, AV Result is deemed to comply with AV limit.
3. Peak detector: RBW: 1 MHz, VBW: 3 MHz.
4. Average detector: RBW: 1 MHz, VBW: 1/T MHz(refer to clause 7.1.).
5. For above 3GHz part, filter losses were only considered in the spurious frequency bands and the authorized band was not corrected for HPF losses.
6. Only the worst case emission was recorded, if it complies with the limit, the other emissions deemed to comply with the limit.


*This report shall not be reproduced except in full, without the written approval of UL-CCIC COMPANY LIMITED.*

| Test Mode | Channel | Polarization | Verdict |
|---|---|---|---|
| 11N HT20 | MCH | Horizontal | PASS |

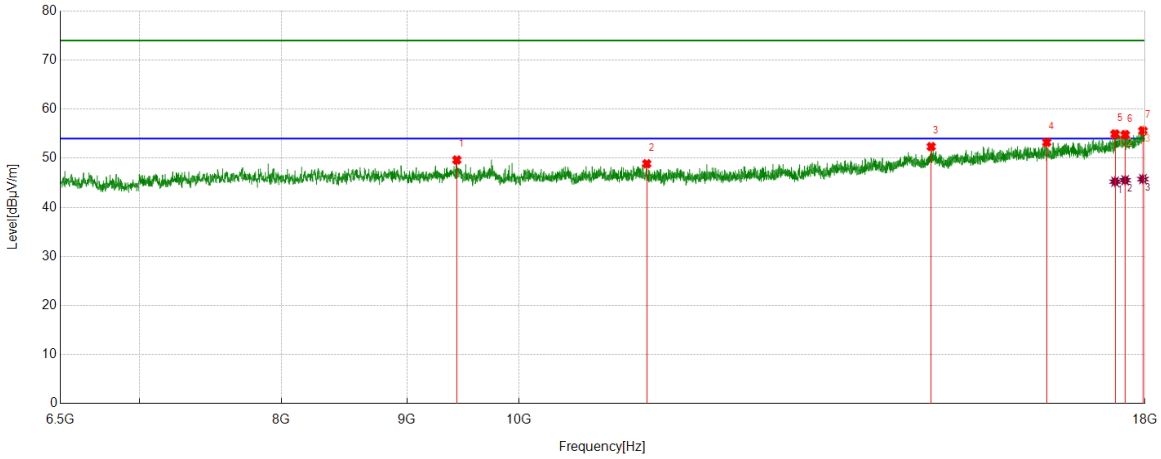


PK Result:

| No. | Frequency | Reading Level | Correct Factor | Result | Limit | Margin | Remark |
|---|---|---|---|---|---|---|---|
| | [MHz] | [dBuV] | [dB/m] | [dBuV/m] | [dBuV/m] | [dB] | |
| 1 | 9432.8666 | 43.05 | 6.60 | 49.65 | 74.00 | -24.35 | Horizontal |
| 2 | 11274.5343 | 41.70 | 7.18 | 48.88 | 74.00 | -25.12 | Horizontal |
| 3 | 14726.4033 | 39.57 | 12.80 | 52.37 | 74.00 | -21.63 | Horizontal |
| 4 | 16414.2393 | 38.14 | 15.11 | 53.25 | 74.00 | -20.75 | Horizontal |
| 5 | 17501.1251 | 37.32 | 17.62 | 54.94 | 74.00 | -19.06 | Horizontal |
| 6 | 17667.8960 | 36.74 | 18.07 | 54.81 | 74.00 | -19.19 | Horizontal |
| 7 | 17965.4957 | 35.99 | 19.63 | 55.62 | 74.00 | -18.38 | Horizontal |

AV Result:

| No. | Frequency | Reading Level | Correct Factor | Result | Limit | Margin | Remark |
|---|---|---|---|---|---|---|---|
| | [MHz] | [dBuV] | [dB/m] | [dBuV/m] | [dBuV/m] | [dB] | |
| 1 | 17501.1251 | 27.61 | 17.62 | 45.23 | 54.00 | -8.77 | Horizontal |
| 2 | 17667.8960 | 27.45 | 18.07 | 45.52 | 54.00 | -8.48 | Horizontal |
| 3 | 17965.4957 | 26.12 | 19.63 | 45.75 | 54.00 | -8.25 | Horizontal |

Note: 1. Measurement = Reading Level + Correct Factor,
Correct Factor = Antenna Factor + Loss (Cable + Filter) – Amplifier Gain.
2. If Peak Result complies with AV limit, AV Result is deemed to comply with AV limit.
3. Peak detector: RBW: 1 MHz, VBW: 3 MHz.
4. Average detector: RBW: 1 MHz, VBW: 1/T MHz(refer to clause 7.1.).
5. For above 3GHz part, filter losses were only considered in the spurious frequency bands and the authorized band was not corrected for HPF losses.
6. Only the worst case emission was recorded, if it complies with the limit, the other emissions deemed to comply with the limit.


*This report shall not be reproduced except in full, without the written approval of UL-CCIC COMPANY LIMITED.*

| Test Mode | Channel | Polarization | Verdict |
|---|---|---|---|
| 11N HT20 | MCH | Vertical | PASS |

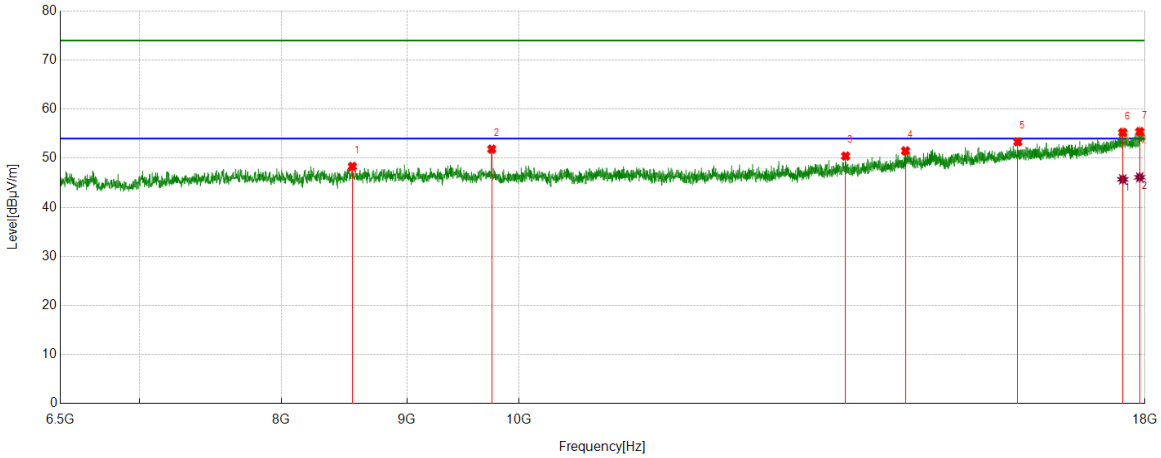


PK Result:

| No. | Frequency | Reading Level | Correct Factor | Result | Limit | Margin | Remark |
|---|---|---|---|---|---|---|---|
| | [MHz] | [dBuV] | [dB/m] | [dBuV/m] | [dBuV/m] | [dB] | |
| 1 | 8551.5689 | 41.91 | 6.42 | 48.33 | 74.00 | -25.67 | Vertical |
| 2 | 9747.7185 | 45.38 | 6.48 | 51.86 | 74.00 | -22.14 | Vertical |
| 3 | 13589.1986 | 39.69 | 10.75 | 50.44 | 74.00 | -23.56 | Vertical |
| 4 | 14375.6095 | 38.83 | 12.68 | 51.51 | 74.00 | -22.49 | Vertical |
| 5 | 15974.3093 | 38.84 | 14.49 | 53.33 | 74.00 | -20.67 | Vertical |
| 6 | 17629.0786 | 37.20 | 18.05 | 55.25 | 74.00 | -18.75 | Vertical |
| 7 | 17912.3015 | 36.14 | 19.28 | 55.42 | 74.00 | -18.58 | Vertical |

AV Result:

| No. | Frequency | Reading Level | Correct Factor | Result | Limit | Margin | Remark |
|---|---|---|---|---|---|---|---|
| | [MHz] | [dBuV] | [dB/m] | [dBuV/m] | [dBuV/m] | [dB] | |
| 1 | 17629.0786 | 27.65 | 18.05 | 45.70 | 54.00 | -8.30 | Vertical |
| 2 | 17912.3015 | 26.83 | 19.28 | 46.11 | 54.00 | -7.89 | Vertical |

Note: 1. Measurement = Reading Level + Correct Factor,
Correct Factor = Antenna Factor + Loss (Cable + Filter) – Amplifier Gain.
2. If Peak Result complies with AV limit, AV Result is deemed to comply with AV limit.
3. Peak detector: RBW: 1 MHz, VBW: 3 MHz.
4. Average detector: RBW: 1 MHz, VBW: 1/T MHz(refer to clause 7.1.).
5. For above 3GHz part, filter losses were only considered in the spurious frequency bands and the authorized band was not corrected for HPF losses.
6. Only the worst case emission was recorded, if it complies with the limit, the other emissions deemed to comply with the limit.


*This report shall not be reproduced except in full, without the written approval of UL-CCIC COMPANY LIMITED.*

| Test Mode | Channel | Polarization | Verdict |
|---|---|---|---|
| 11N HT20 | HCH | Horizontal | PASS |

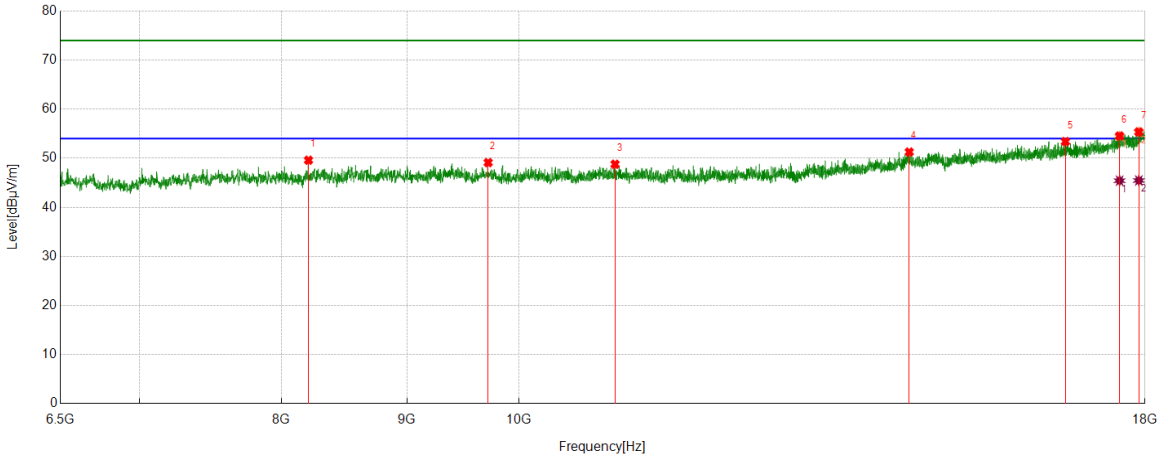


PK Result:

| No. | Frequency | Reading Level | Correct Factor | Result | Limit | Margin | Remark |
|---|---|---|---|---|---|---|---|
| | [MHz] | [dBuV] | [dB/m] | [dBuV/m] | [dBuV/m] | [dB] | |
| 1 | 8206.5258 | 43.63 | 5.97 | 49.60 | 74.00 | -24.40 | Horizontal |
| 2 | 9714.6518 | 42.58 | 6.53 | 49.11 | 74.00 | -24.89 | Horizontal |
| 3 | 10943.8680 | 41.52 | 7.26 | 48.78 | 74.00 | -25.22 | Horizontal |
| 4 | 14425.9282 | 38.38 | 12.89 | 51.27 | 74.00 | -22.73 | Horizontal |
| 5 | 16704.6506 | 37.49 | 15.91 | 53.40 | 74.00 | -20.60 | Horizontal |
| 6 | 17575.8845 | 36.61 | 17.93 | 54.54 | 74.00 | -19.46 | Horizontal |
| 7 | 17896.4871 | 36.13 | 19.23 | 55.36 | 74.00 | -18.64 | Horizontal |

AV Result:

| No. | Frequency | Reading Level | Correct Factor | Result | Limit | Margin | Remark |
|---|---|---|---|---|---|---|---|
| | [MHz] | [dBuV] | [dB/m] | [dBuV/m] | [dBuV/m] | [dB] | |
| 1 | 17575.8845 | 27.50 | 17.93 | 45.43 | 54.00 | -8.57 | Horizontal |
| 2 | 17896.4871 | 26.24 | 19.23 | 45.47 | 54.00 | -8.53 | Horizontal |

Note: 1. Measurement = Reading Level + Correct Factor,
Correct Factor = Antenna Factor + Loss (Cable + Filter) – Amplifier Gain.
2. If Peak Result complies with AV limit, AV Result is deemed to comply with AV limit.
3. Peak detector: RBW: 1 MHz, VBW: 3 MHz.
4. Average detector: RBW: 1 MHz, VBW: 1/T MHz(refer to clause 7.1.).
5. For above 3GHz part, filter losses were only considered in the spurious frequency bands and the authorized band was not corrected for HPF losses.
6. Only the worst case emission was recorded, if it complies with the limit, the other emissions deemed to comply with the limit.


*This report shall not be reproduced except in full, without the written approval of UL-CCIC COMPANY LIMITED.*

| Test Mode | Channel | Polarization | Verdict |
|---|---|---|---|
| 11N HT20 | HCH | Vertical | PASS |

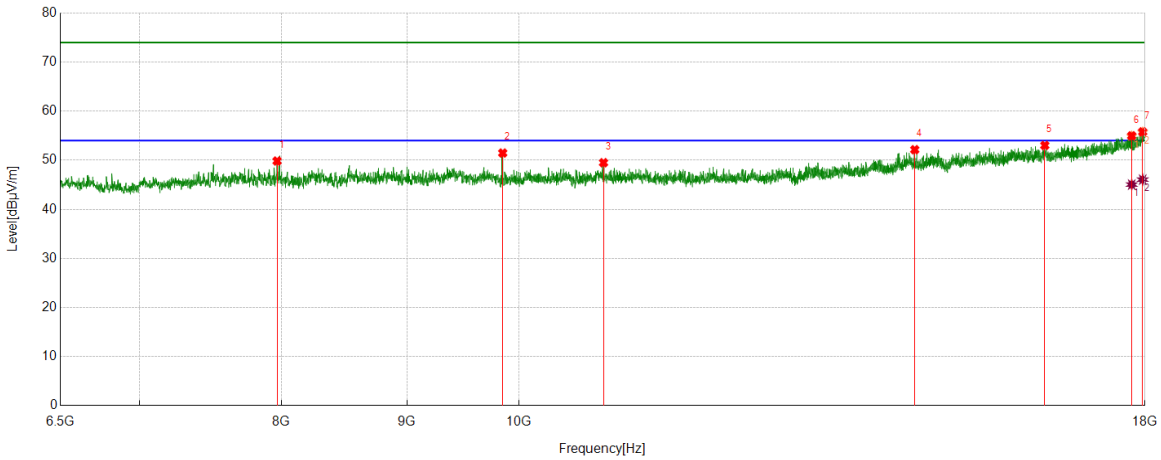


PK Result:

| No. | Frequency | Reading Level | Correct Factor | Result | Limit | Margin | Remark |
|---|---|---|---|---|---|---|---|
| | [MHz] | [dBuV] | [dB/m] | [dBuV/m] | [dBuV/m] | [dB] | |
| 1 | 7967.8710 | 44.33 | 5.51 | 49.84 | 74.00 | -24.16 | Vertical |
| 2 | 9848.3560 | 44.96 | 6.51 | 51.47 | 74.00 | -22.53 | Vertical |
| 3 | 10825.9782 | 42.48 | 7.02 | 49.50 | 74.00 | -24.50 | Vertical |
| 4 | 14500.6876 | 39.34 | 12.81 | 52.15 | 74.00 | -21.85 | Vertical |
| 5 | 16384.048 | 37.97 | 15.05 | 53.02 | 74.00 | -20.98 | Vertical |
| 6 | 17777.1596 | 36.23 | 18.75 | 54.98 | 74.00 | -19.02 | Vertical |
| 7 | 17961.1826 | 36.15 | 19.63 | 55.78 | 74.00 | -18.22 | Vertical |

AV Result:

| No. | Frequency | Reading Level | Correct Factor | Result | Limit | Margin | Remark |
|---|---|---|---|---|---|---|---|
| | [MHz] | [dBuV] | [dB/m] | [dBuV/m] | [dBuV/m] | [dB] | |
| 1 | 17777.1596 | 26.29 | 18.75 | 45.04 | 54.00 | -8.96 | Vertical |
| 2 | 17961.1826 | 26.42 | 19.63 | 46.05 | 54.00 | -7.95 | Vertical |

Note: 1. Measurement = Reading Level + Correct Factor,
Correct Factor = Antenna Factor + Loss (Cable + Filter) – Amplifier Gain.
2. If Peak Result complies with AV limit, AV Result is deemed to comply with AV limit.
3. Peak detector: RBW: 1 MHz, VBW: 3 MHz.
4. Average detector: RBW: 1 MHz, VBW: 1/T MHz(refer to clause 7.1.).
5. For above 3GHz part, filter losses were only considered in the spurious frequency bands and the authorized band was not corrected for HPF losses.
6. Only the worst case emission was recorded, if it complies with the limit, the other emissions deemed to comply with the limit.


*This report shall not be reproduced except in full, without the written approval of UL-CCIC COMPANY LIMITED.*

| Test Mode | Channel | Polarization | Verdict |
|---|---|---|---|
| 11N HT40 | LCH | Horizontal | PASS |

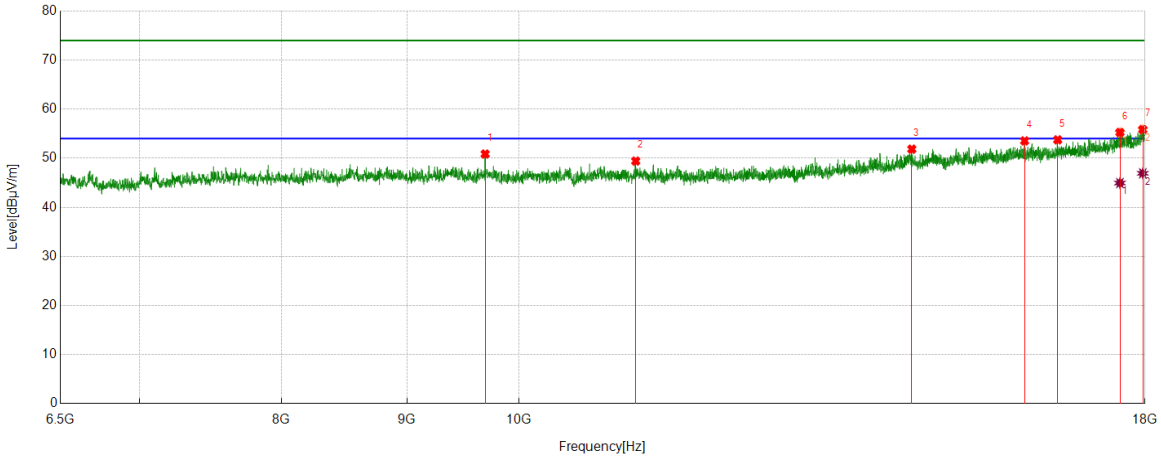


PK Result:

| No. | Frequency | Reading Level | Correct Factor | Result | Limit | Margin | Remark |
|---|---|---|---|---|---|---|---|
| | [MHz] | [dBuV] | [dB/m] | [dBuV/m] | [dBuV/m] | [dB] | |
| 1 | 9687.3359 | 44.35 | 6.51 | 50.86 | 74.00 | -23.14 | Horizontal |
| 2 | 11158.0823 | 42.18 | 7.24 | 49.42 | 74.00 | -24.58 | Horizontal |
| 3 | 14460.4326 | 39.03 | 12.82 | 51.85 | 74.00 | -22.15 | Horizontal |
| 4 | 16076.3845 | 38.93 | 14.61 | 53.54 | 74.00 | -20.46 | Horizontal |
| 5 | 16583.8855 | 37.86 | 15.89 | 53.75 | 74.00 | -20.25 | Horizontal |
| 6 | 17581.6352 | 37.30 | 17.96 | 55.26 | 74.00 | -18.74 | Horizontal |
| 7 | 17962.6203 | 36.22 | 19.63 | 55.85 | 74.00 | -18.15 | Horizontal |

AV Result:

| No. | Frequency | Reading Level | Correct Factor | Result | Limit | Margin | Remark |
|---|---|---|---|---|---|---|---|
| | [MHz] | [dBuV] | [dB/m] | [dBuV/m] | [dBuV/m] | [dB] | |
| 1 | 17581.6352 | 26.99 | 17.96 | 44.95 | 54.00 | -9.05 | Horizontal |
| 2 | 17962.6203 | 27.30 | 19.63 | 46.93 | 54.00 | -7.07 | Horizontal |

Note: 1. Measurement = Reading Level + Correct Factor,
Correct Factor = Antenna Factor + Loss (Cable + Filter) – Amplifier Gain.
2. If Peak Result complies with AV limit, AV Result is deemed to comply with AV limit.
3. Peak detector: RBW: 1 MHz, VBW: 3 MHz.
4. Average detector: RBW: 1 MHz, VBW: 1/T MHz(refer to clause 7.1.).
5. For above 3GHz part, filter losses were only considered in the spurious frequency bands and the authorized band was not corrected for HPF losses.
6. Only the worst case emission was recorded, if it complies with the limit, the other emissions deemed to comply with the limit.


*This report shall not be reproduced except in full, without the written approval of UL-CCIC COMPANY LIMITED.*

| Test Mode | Channel | Polarization | Verdict |
|---|---|---|---|
| 11N HT40 | LCH | Vertical | PASS |

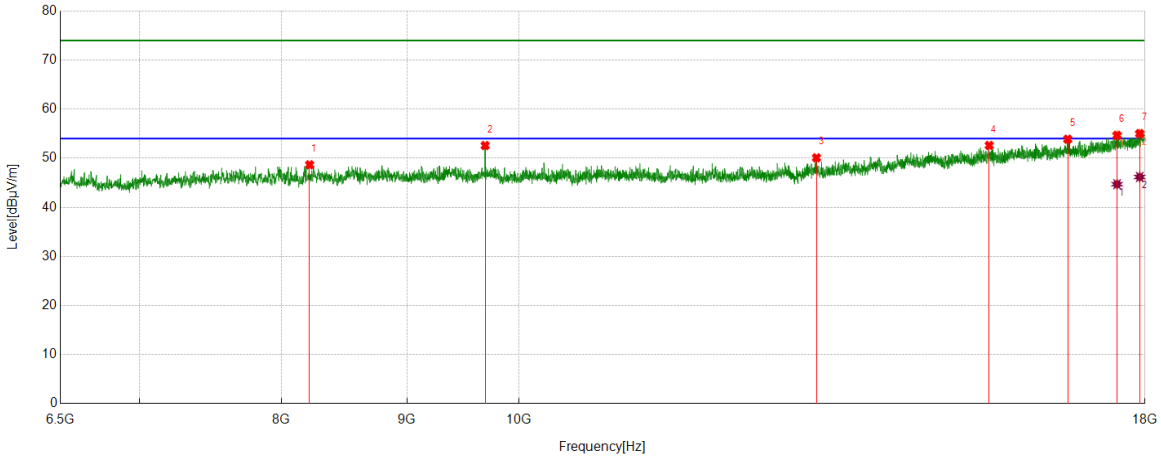


PK Result:

| No. | Frequency | Reading Level | Correct Factor | Result | Limit | Margin | Remark |
|---|---|---|---|---|---|---|---|
| | [MHz] | [dBuV] | [dB/m] | [dBuV/m] | [dBuV/m] | [dB] | |
| 1 | 8215.1519 | 42.66 | 6.01 | 48.67 | 74.00 | -25.33 | Vertical |
| 2 | 9687.3359 | 46.08 | 6.51 | 52.59 | 74.00 | -21.41 | Vertical |
| 3 | 13222.5903 | 40.10 | 9.99 | 50.09 | 74.00 | -23.91 | Vertical |
| 4 | 15551.6315 | 38.87 | 13.74 | 52.61 | 74.00 | -21.39 | Vertical |
| 5 | 16740.5926 | 37.94 | 15.94 | 53.88 | 74.00 | -20.12 | Vertical |
| 6 | 17534.1918 | 37.04 | 17.62 | 54.66 | 74.00 | -19.34 | Vertical |
| 7 | 17910.8639 | 35.76 | 19.26 | 55.02 | 74.00 | -18.98 | Vertical |

AV Result:

| No. | Frequency | Reading Level | Correct Factor | Result | Limit | Margin | Remark |
|---|---|---|---|---|---|---|---|
| | [MHz] | [dBuV] | [dB/m] | [dBuV/m] | [dBuV/m] | [dB] | |
| 1 | 17534.1918 | 27.09 | 17.62 | 44.71 | 54.00 | -9.29 | Vertical |
| 2 | 17910.8639 | 26.92 | 19.26 | 46.18 | 54.00 | -7.82 | Vertical |

Note: 1. Measurement = Reading Level + Correct Factor,
Correct Factor = Antenna Factor + Loss (Cable + Filter) – Amplifier Gain.
2. If Peak Result complies with AV limit, AV Result is deemed to comply with AV limit.
3. Peak detector: RBW: 1 MHz, VBW: 3 MHz.
4. Average detector: RBW: 1 MHz, VBW: 1/T MHz(refer to clause 7.1.).
5. For above 3GHz part, filter losses were only considered in the spurious frequency bands and the authorized band was not corrected for HPF losses.
6. Only the worst case emission was recorded, if it complies with the limit, the other emissions deemed to comply with the limit.


*This report shall not be reproduced except in full, without the written approval of UL-CCIC COMPANY LIMITED.*

| Test Mode | Channel | Polarization | Verdict |
|---|---|---|---|
| 11N HT40 | MCH | Horizontal | PASS |

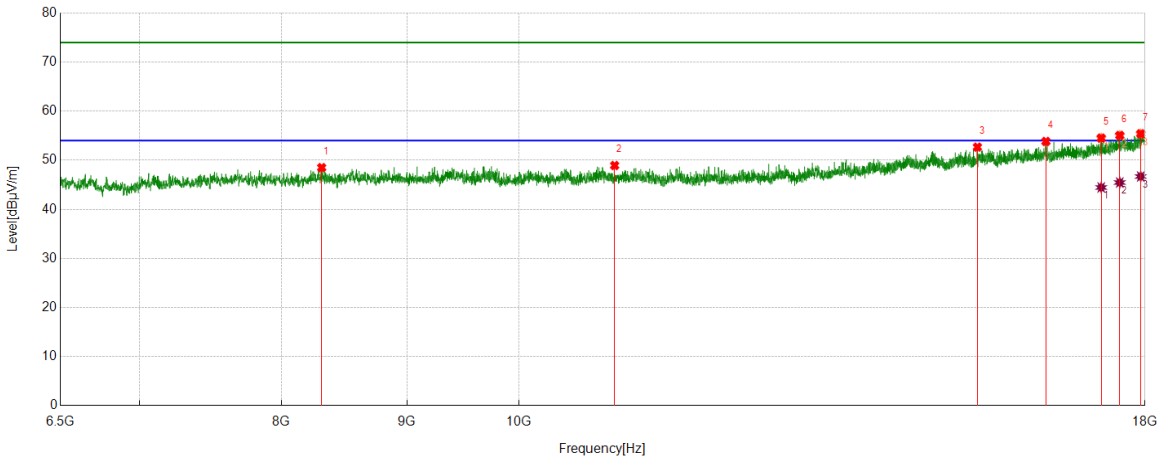


PK Result:

| No. | Frequency | Reading Level | Correct Factor | Result | Limit | Margin | Remark |
|---|---|---|---|---|---|---|---|
| | [MHz] | [dBuV] | [dB/m] | [dBuV/m] | [dBuV/m] | [dB] | |
| 1 | 8308.6011 | 42.16 | 6.34 | 48.50 | 74.00 | -25.50 | Horizontal |
| 2 | 10939.5549 | 41.66 | 7.27 | 48.93 | 74.00 | -25.07 | Horizontal |
| 3 | 15379.1099 | 39.00 | 13.68 | 52.68 | 74.00 | -21.32 | Horizontal |
| 4 | 16401.3002 | 38.80 | 15.03 | 53.83 | 74.00 | -20.17 | Horizontal |
| 5 | 17275.4094 | 37.62 | 16.90 | 54.52 | 74.00 | -19.48 | Horizontal |
| 6 | 17578.7598 | 37.11 | 17.95 | 55.06 | 74.00 | -18.94 | Horizontal |
| 7 | 17928.116 | 36.04 | 19.36 | 55.40 | 74.00 | -18.60 | Horizontal |

AV Result:

| No. | Frequency | Reading Level | Correct Factor | Result | Limit | Margin | Remark |
|---|---|---|---|---|---|---|---|
| | [MHz] | [dBuV] | [dB/m] | [dBuV/m] | [dBuV/m] | [dB] | |
| 1 | 17275.4094 | 27.55 | 16.90 | 44.45 | 54.00 | -9.55 | Horizontal |
| 2 | 17578.7598 | 27.51 | 17.95 | 45.46 | 54.00 | -8.54 | Horizontal |
| 3 | 17928.1160 | 27.33 | 19.36 | 46.69 | 54.00 | -7.31 | Horizontal |

Note: 1. Measurement = Reading Level + Correct Factor,
Correct Factor = Antenna Factor + Loss (Cable + Filter) – Amplifier Gain.
2. If Peak Result complies with AV limit, AV Result is deemed to comply with AV limit.
3. Peak detector: RBW: 1 MHz, VBW: 3 MHz.
4. Average detector: RBW: 1 MHz, VBW: 1/T MHz(refer to clause 7.1.).
5. For above 3GHz part, filter losses were only considered in the spurious frequency bands and the authorized band was not corrected for HPF losses.
6. Only the worst case emission was recorded, if it complies with the limit, the other emissions deemed to comply with the limit.


*This report shall not be reproduced except in full, without the written approval of UL-CCIC COMPANY LIMITED.*

| Test Mode | Channel | Polarization | Verdict |
|---|---|---|---|
| 11N HT40 | MCH | Vertical | PASS |

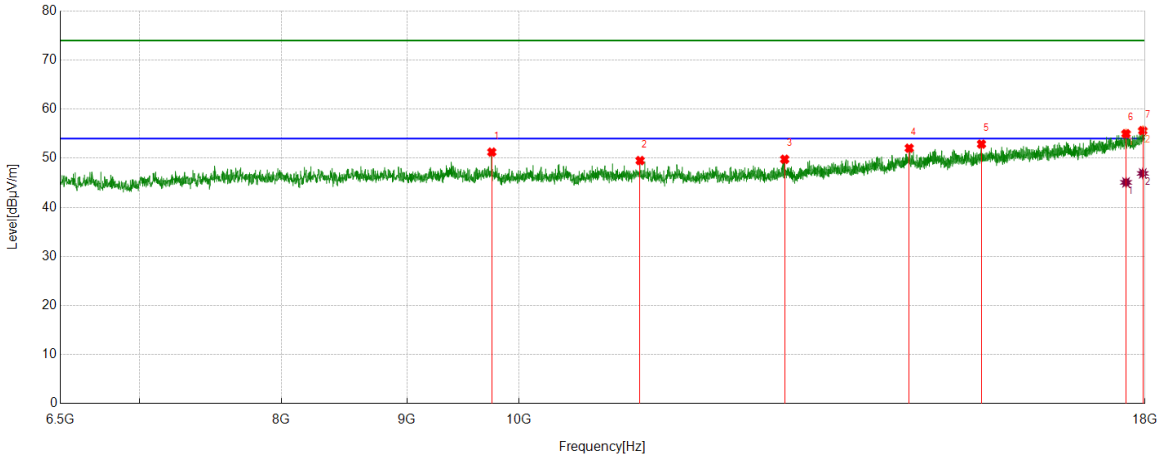


PK Result:

| No. | Frequency | Reading Level | Correct Factor | Result | Limit | Margin | Remark |
|---|---|---|---|---|---|---|---|
| | [MHz] | [dBuV] | [dB/m] | [dBuV/m] | [dBuV/m] | [dB] | |
| 1 | 9747.7185 | 44.77 | 6.48 | 51.25 | 74.00 | -22.75 | Vertical |
| 2 | 11204.088 | 42.19 | 7.33 | 49.52 | 74.00 | -24.48 | Vertical |
| 3 | 12832.9791 | 40.72 | 9.07 | 49.79 | 74.00 | -24.21 | Vertical |
| 4 | 14425.9282 | 39.16 | 12.89 | 52.05 | 74.00 | -21.95 | Vertical |
| 5 | 15438.0548 | 38.99 | 13.89 | 52.88 | 74.00 | -21.12 | Vertical |
| 6 | 17682.2728 | 36.88 | 18.12 | 55.00 | 74.00 | -19.00 | Vertical |
| 7 | 17962.6203 | 36.00 | 19.63 | 55.63 | 74.00 | -18.37 | Vertical |

AV Result:

| No. | Frequency | Reading Level | Correct Factor | Result | Limit | Margin | Remark |
|---|---|---|---|---|---|---|---|
| | [MHz] | [dBuV] | [dB/m] | [dBuV/m] | [dBuV/m] | [dB] | |
| 1 | 17682.2728 | 26.96 | 18.12 | 45.08 | 54.00 | -8.92 | Vertical |
| 2 | 17962.6203 | 27.28 | 19.63 | 46.91 | 54.00 | -7.09 | Vertical |

Note: 1. Measurement = Reading Level + Correct Factor,
Correct Factor = Antenna Factor + Loss (Cable + Filter) – Amplifier Gain.
2. If Peak Result complies with AV limit, AV Result is deemed to comply with AV limit.
3. Peak detector: RBW: 1 MHz, VBW: 3 MHz.
4. Average detector: RBW: 1 MHz, VBW: 1/T MHz(refer to clause 7.1.).
5. For above 3GHz part, filter losses were only considered in the spurious frequency bands and the authorized band was not corrected for HPF losses.
6. Only the worst case emission was recorded, if it complies with the limit, the other emissions deemed to comply with the limit.


*This report shall not be reproduced except in full, without the written approval of UL-CCIC COMPANY LIMITED.*

| Test Mode | Channel | Polarization | Verdict |
|---|---|---|---|
| 11N HT40 | HCH | Horizontal | PASS |

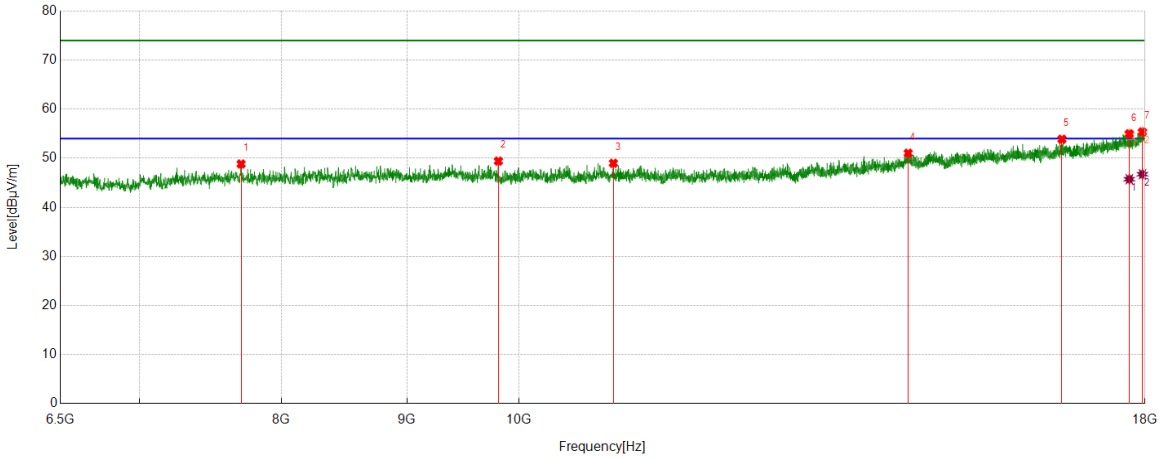


PK Result:

| No. | Frequency | Reading Level | Correct Factor | Result | Limit | Margin | Remark |
|---|---|---|---|---|---|---|---|
| | [MHz] | [dBuV] | [dB/m] | [dBuV/m] | [dBuV/m] | [dB] | |
| 1 | 7703.3379 | 43.36 | 5.47 | 48.83 | 74.00 | -25.17 | Horizontal |
| 2 | 9808.1010 | 43.05 | 6.37 | 49.42 | 74.00 | -24.58 | Horizontal |
| 3 | 10926.6158 | 41.72 | 7.26 | 48.98 | 74.00 | -25.02 | Horizontal |
| 4 | 14411.5514 | 38.14 | 12.89 | 51.03 | 74.00 | -22.97 | Horizontal |
| 5 | 16650.0188 | 38.17 | 15.70 | 53.87 | 74.00 | -20.13 | Horizontal |
| 6 | 17736.9046 | 36.44 | 18.53 | 54.97 | 74.00 | -19.03 | Horizontal |
| 7 | 17956.8696 | 35.77 | 19.59 | 55.36 | 74.00 | -18.64 | Horizontal |

AV Result:

| No. | Frequency | Reading Level | Correct Factor | Result | Limit | Margin | Remark |
|---|---|---|---|---|---|---|---|
| | [MHz] | [dBuV] | [dB/m] | [dBuV/m] | [dBuV/m] | [dB] | |
| 1 | 17736.9046 | 27.20 | 18.53 | 45.73 | 54.00 | -8.27 | Horizontal |
| 2 | 17956.8696 | 27.15 | 19.59 | 46.74 | 54.00 | -7.26 | Horizontal |

Note: 1. Measurement = Reading Level + Correct Factor,
Correct Factor = Antenna Factor + Loss (Cable + Filter) – Amplifier Gain.
2. If Peak Result complies with AV limit, AV Result is deemed to comply with AV limit.
3. Peak detector: RBW: 1 MHz, VBW: 3 MHz.
4. Average detector: RBW: 1 MHz, VBW: 1/T MHz(refer to clause 7.1.).
5. For above 3GHz part, filter losses were only considered in the spurious frequency bands and the authorized band was not corrected for HPF losses.
6. Only the worst case emission was recorded, if it complies with the limit, the other emissions deemed to comply with the limit.


*This report shall not be reproduced except in full, without the written approval of UL-CCIC COMPANY LIMITED.*

| Test Mode | Channel | Polarization | Verdict |
|---|---|---|---|
| 11N HT40 | HCH | Vertical | PASS |

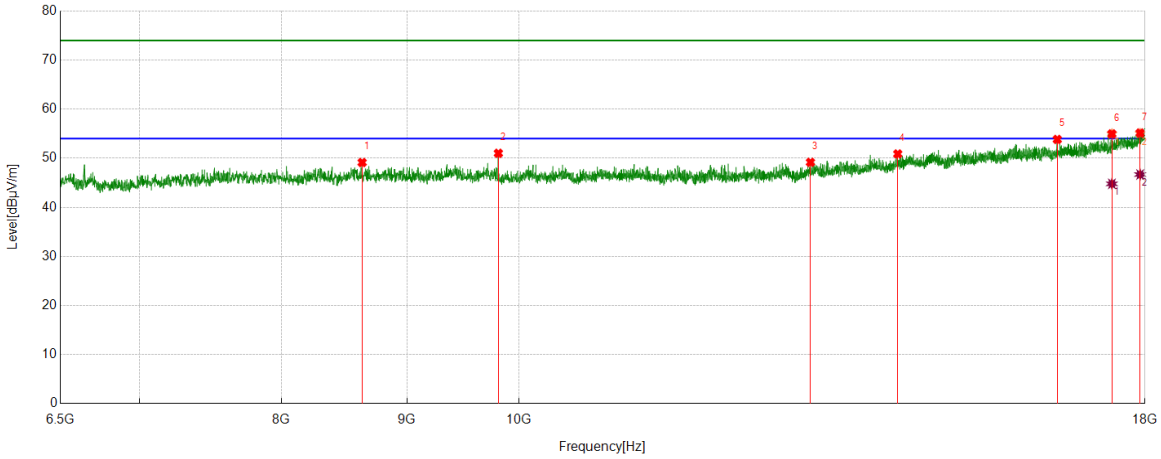


PK Result:

| No. | Frequency | Reading Level | Correct Factor | Result | Limit | Margin | Remark |
|---|---|---|---|---|---|---|---|
| | [MHz] | [dBuV] | [dB/m] | [dBuV/m] | [dBuV/m] | [dB] | |
| 1 | 8630.6413 | 42.55 | 6.58 | 49.13 | 74.00 | -24.87 | Vertical |
| 2 | 9808.1010 | 44.64 | 6.37 | 51.01 | 74.00 | -22.99 | Vertical |
| 3 | 13147.8310 | 39.39 | 9.78 | 49.17 | 74.00 | -24.83 | Vertical |
| 4 | 14270.6588 | 38.80 | 12.08 | 50.88 | 74.00 | -23.12 | Vertical |
| 5 | 16576.6971 | 38.00 | 15.83 | 53.83 | 74.00 | -20.17 | Vertical |
| 6 | 17449.3687 | 37.37 | 17.59 | 54.96 | 74.00 | -19.04 | Vertical |
| 7 | 17918.0523 | 35.81 | 19.33 | 55.14 | 74.00 | -18.86 | Vertical |

AV Result:

| No. | Frequency | Reading Level | Correct Factor | Result | Limit | Margin | Remark |
|---|---|---|---|---|---|---|---|
| | [MHz] | [dBuV] | [dB/m] | [dBuV/m] | [dBuV/m] | [dB] | |
| 1 | 17449.3687 | 27.20 | 17.59 | 44.79 | 54.00 | -9.21 | Vertical |
| 2 | 17918.0523 | 27.35 | 19.33 | 46.68 | 54.00 | -7.32 | Vertical |

Note: 1. Measurement = Reading Level + Correct Factor,
Correct Factor = Antenna Factor + Loss (Cable + Filter) – Amplifier Gain.
2. If Peak Result complies with AV limit, AV Result is deemed to comply with AV limit.
3. Peak detector: RBW: 1 MHz, VBW: 3 MHz.
4. Average detector: RBW: 1 MHz, VBW: 1/T MHz(refer to clause 7.1.).
5. For above 3GHz part, filter losses were only considered in the spurious frequency bands and the authorized band was not corrected for HPF losses.
6. Only the worst case emission was recorded, if it complies with the limit, the other emissions deemed to comply with the limit.


*This report shall not be reproduced except in full, without the written approval of UL-CCIC COMPANY LIMITED.*

## Part 3: 18GHz~26.5GHz

**SPURIOUS EMISSIONS 18GHz TO 26.5GHz (WORST-CASE CONFIGURATION)**

| Test Mode | Channel | Polarization | Verdict |
|---|---|---|---|
| 11B | LCH | Horizontal | PASS |

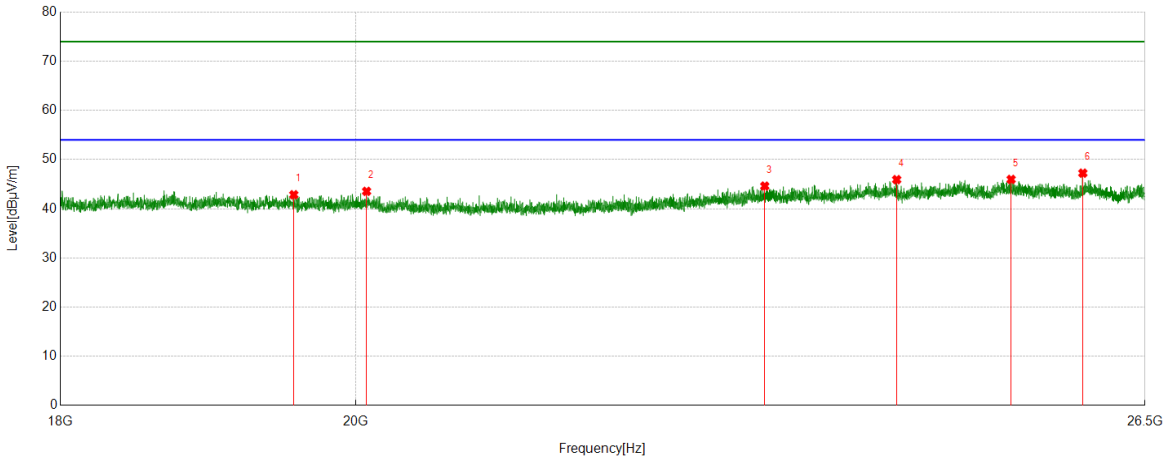


PK Result:

| No. | Frequency | Reading Level | Correct Factor | Result | Limit | Margin | Remark |
|---|---|---|---|---|---|---|---|
| | [MHz] | [dBuV] | [dB/m] | [dBuV/m] | [dBuV/m] | [dB] | |
| 1 | 19563.3063 | 48.29 | -5.44 | 42.85 | 74.00 | -31.15 | Horizontal |
| 2 | 20077.6078 | 48.67 | -5.13 | 43.54 | 74.00 | -30.46 | Horizontal |
| 3 | 23140.4640 | 48.06 | -3.45 | 44.61 | 74.00 | -29.39 | Horizontal |
| 4 | 24254.9255 | 48.76 | -2.84 | 45.92 | 74.00 | -28.08 | Horizontal |
| 5 | 25264.8265 | 49.31 | -3.34 | 45.97 | 74.00 | -28.03 | Horizontal |
| 6 | 25919.3919 | 50.00 | -2.76 | 47.24 | 74.00 | -26.76 | Horizontal |

Note: 1. If Peak Result complies with AV limit, AV Result is deemed to comply with AV limit.
2. Test setup: RBW: 1 MHz, VBW: 3 MHz, Sweep time: auto.
3. Measurement = Reading Level + Correct Factor,
Correct Factor = Antenna Factor + Loss (Cable) – Amplifier Gain.
4. Only the worst case emission was recorded, if it complies with the limit, the other emissions deemed to comply with the limit.


*This report shall not be reproduced except in full, without the written approval of UL-CCIC COMPANY LIMITED.*

| Test Mode | Channel | Polarization | Verdict |
|---|---|---|---|
| 11B | LCH | Vertical | PASS |

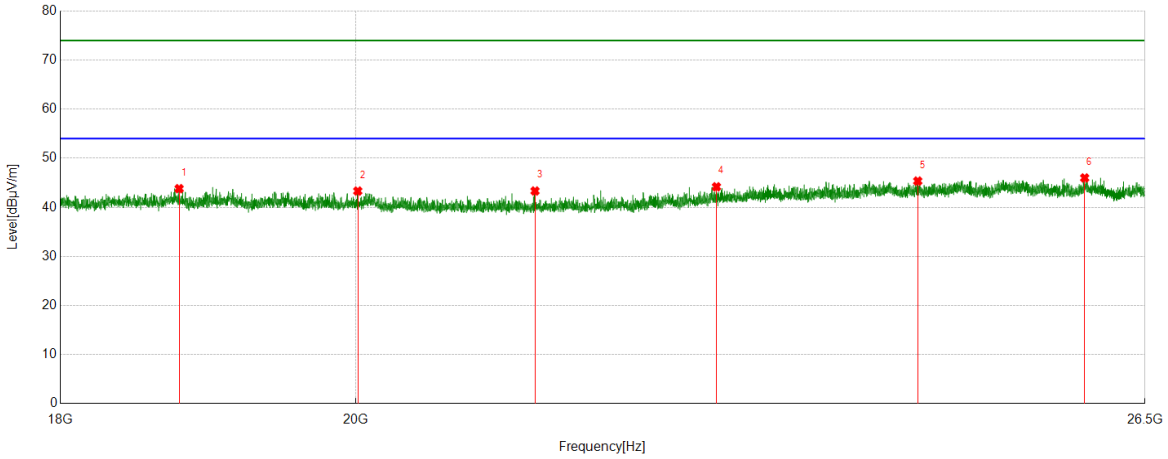


PK Result:

| No. | Frequency | Reading Level | Correct Factor | Result | Limit | Margin | Remark |
|---|---|---|---|---|---|---|---|
| | [MHz] | [dBuV] | [dB/m] | [dBuV/m] | [dBuV/m] | [dB] | |
| 1 | 18779.5280 | 50.00 | -6.20 | 43.80 | 74.00 | -30.20 | Vertical |
| 2 | 20014.7015 | 48.38 | -5.06 | 43.32 | 74.00 | -30.68 | Vertical |
| 3 | 21320.4320 | 49.22 | -5.89 | 43.33 | 74.00 | -30.67 | Vertical |
| 4 | 22745.1745 | 48.24 | -4.06 | 44.18 | 74.00 | -29.82 | Vertical |
| 5 | 24437.6938 | 48.30 | -2.95 | 45.35 | 74.00 | -28.65 | Vertical |
| 6 | 25936.3936 | 48.73 | -2.74 | 45.99 | 74.00 | -28.01 | Vertical |

Note: 1. If Peak Result complies with AV limit, AV Result is deemed to comply with AV limit.
2. Test setup: RBW: 1 MHz, VBW: 3 MHz, Sweep time: auto.
3. Measurement = Reading Level + Correct Factor,
Correct Factor = Antenna Factor + Loss (Cable) – Amplifier Gain.
4. Only the worst case emission was recorded, if it complies with the limit, the other emissions deemed to comply with the limit.


*This report shall not be reproduced except in full, without the written approval of UL-CCIC COMPANY LIMITED.*

## Part 4: 30MHz~1GHz

**SPURIOUS EMISSIONS 30M TO 1GHz (WORST-CASE CONFIGURATION)**

| Test Mode | Channel | Polarization | Verdict |
|---|---|---|---|
| 11B | LCH | Horizontal | PASS |

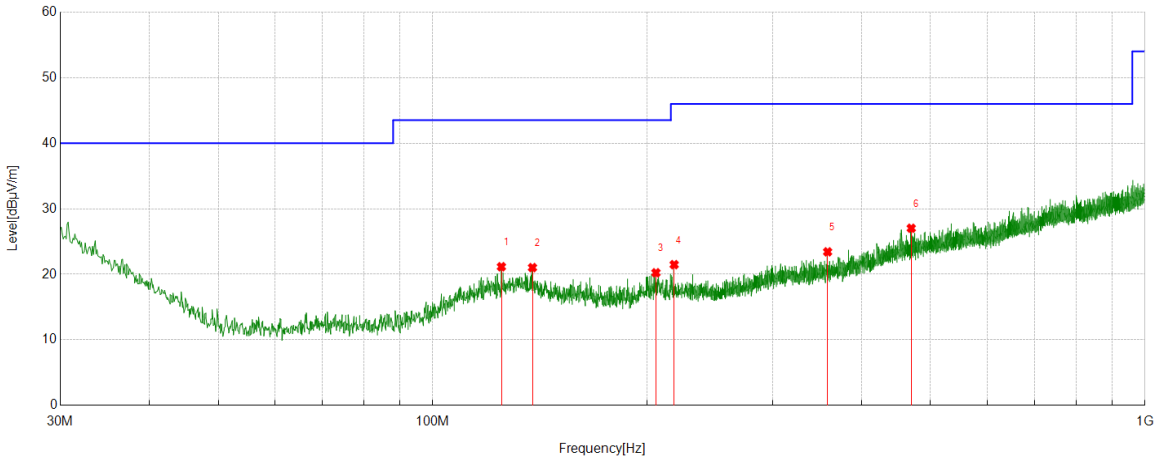


| No. | Frequency | Reading Level | Correct Factor | Result | Limit | Margin | Remark |
|---|---|---|---|---|---|---|---|
| | [MHz] | [dBuV] | [dB/m] | [dBuV/m] | [dBuV/m] | [dB] | |
| 1 | 124.8755 | 0.55 | 20.61 | 21.16 | 43.50 | -22.34 | Peak |
| 2 | 138.0688 | 0.59 | 20.44 | 21.03 | 43.50 | -22.47 | Peak |
| 3 | 205.7816 | 0.58 | 19.66 | 20.24 | 43.50 | -23.26 | Peak |
| 4 | 218.2958 | 1.98 | 19.50 | 21.48 | 46.00 | -24.52 | Peak |
| 5 | 358.4748 | 1.17 | 22.26 | 23.43 | 46.00 | -22.57 | Peak |
| 6 | 469.7450 | 1.62 | 25.41 | 27.03 | 46.00 | -18.97 | Peak |

Note: 1. If Peak Result complies with QP limit, QP Result is deemed to comply with QP limit.
2. Test setup: RBW: 120 kHz, VBW: 300 kHz, Sweep time: auto.
3. Measurement = Reading Level + Correct Factor,
Correct Factor = Antenna Factor + Loss (Cable).


*This report shall not be reproduced except in full, without the written approval of UL-CCIC COMPANY LIMITED.*