intertek
Total Quality. Assured.

Internal Picture

Photo 1

Description: internal view



Photo 2

Description: internal view



Photo 3

Description: Install location to PCB and Antenna Location



Photo 4

Description: Install location to PCB and Antenna Location



intertek
Total Quality. Assured.

Host Picture







Photo 1

Description: internal view



Photo 2

Description: internal view

Photo 3

Description: internal view



Photo 4

Description: internal view



Photo 5

Description: internal view



Photo 6

Description: internal view



Photo 7

Description: internal view



Photo 8

Description: internal view



Photo 9

Description: internal view



Photo 10

Description: internal view



Photo 11

Description: internal view

Photo 12

Description: internal view

Photo 13

Description: internal view



Photo 14

Description: internal view



Photo 15

Description: internal view



Photo 16

Description: internal view

Photo 17

Description: internal view

Photo 18

Description: internal view



Photo 19

Description: internal view



Photo 20

Description: internal view



Photo 21

Description: internal view



Photo 22

Description: internal view



Photo 23

Description: anti-dropping sensor

Photo 24

Description: internal view of anti-dropping sensor

Photo 25

Description: internal view



Photo 26

Description: internal view



Photo 27

Description: internal view

Photo 28

Description: Main PCB



Photo 29

Description: Main PCB



Photo 30

Description: internal view