Product	Robotic Vacuum Cleaner	Test Engineer	Stephen Dong
Test Site	SIP-AC2	Test Date	2020/09/26
Test Mode:	802.11b	Test Channel:	11
Remark:	1. Average measurement was not performed if peak level lower than average limit. 2. Other frequency was 20dB below limit line within 1-18GHz, there is not show in the report.		

Mark	Frequency (MHz)	Reading Level (dBμV)	Factor (dB)	Measure Level (dBμV/m)	Limit (dBμV/m)	Margin (dB)	Detector	Polarization
	4927.0	57.3	-12.6	44.7	74.0	-29.3	Peak	Horizontal
	7383.5	58.4	-5.5	52.9	74.0	-21.1	Peak	Horizontal
*	9687.0	50.1	-2.5	47.6	74.0	-26.4	Peak	Horizontal
*	10214.0	48.7	-1.3	47.4	74.0	-26.6	Peak	Horizontal
	4927.0	60.5	-12.6	47.9	74.0	-26.1	Peak	Vertical
	7383.7	60.4	-5.5	54.9	74.0	-19.1	Peak	Vertical
	7383.7	58.1	-5.5	52.6	54.0	-1.4	Average	Vertical
*	9848.5	54.2	-2.5	51.7	74.0	-22.3	Peak	Vertical
*	10435.0	49.1	-1.2	47.9	74.0	-26.1	Peak	Vertical

Note 1: “*” means test frequency didn't fall into restricted band.

Note 2: Measure Level (dBμV/m) = Reading Level (dBμV) + Factor (dB)

Factor (dB) = Cable Loss (dB) + Antenna Factor (dB/m) - Pre_Amplifier Gain (dB)

Product	Robotic Vacuum Cleaner	Test Engineer	Stephen Dong
Test Site	SIP-AC2	Test Date	2020/09/26
Test Mode:	802.11g	Test Channel:	01
Remark:	1. Average measurement was not performed if peak level lower than average limit. 2. Other frequency was 20dB below limit line within 1-18GHz, there is not show in the report.		

Mark	Frequency (MHz)	Reading Level (dBμV)	Factor (dB)	Measure Level (dBμV/m)	Limit (dBμV/m)	Margin (dB)	Detector	Polarization
	4808.0	53.3	-12.6	40.7	74.0	-33.3	Peak	Horizontal
	5080.0	52.2	-12.0	40.2	74.0	-33.8	Peak	Horizontal
*	6975.5	50.4	-6.5	43.9	74.0	-30.1	Peak	Horizontal
*	7230.5	51.9	-5.8	46.1	74.0	-27.9	Peak	Horizontal
	4825.0	54.4	-12.7	41.7	74.0	-32.3	Peak	Vertical
	5088.5	52.1	-11.9	40.2	74.0	-33.8	Peak	Vertical
*	6941.5	51.3	-6.9	44.4	74.0	-29.6	Peak	Vertical
*	7239.0	54.6	-5.7	48.9	74.0	-25.1	Peak	Vertical

Note 1: “*” means test frequency didn't fall into restricted band.

Note 2: Measure Level (dBμV/m) = Reading Level (dBμV) + Factor (dB)

Factor (dB) = Cable Loss (dB) + Antenna Factor (dB/m) - Pre_Amplifier Gain (dB)

Product	Robotic Vacuum Cleaner	Test Engineer	Stephen Dong
Test Site	SIP-AC2	Test Date	2020/09/26
Test Mode:	802.11g	Test Channel:	06
Remark:	1. Average measurement was not performed if peak level lower than average limit. 2. Other frequency was 20dB below limit line within 1-18GHz, there is not show in the report.		

Mark	Frequency (MHz)	Reading Level (dBμV)	Factor (dB)	Measure Level (dBμV/m)	Limit (dBμV/m)	Margin (dB)	Detector	Polarization
	4825.0	54.4	-12.7	41.7	74.0	-32.3	Peak	Horizontal
	5088.5	52.1	-11.9	40.2	74.0	-33.8	Peak	Horizontal
*	6941.5	51.3	-6.9	44.4	74.0	-29.6	Peak	Horizontal
*	7239.0	54.6	-5.7	48.9	74.0	-25.1	Peak	Horizontal
	4689.0	51.7	-13.1	38.6	74.0	-35.4	Peak	Vertical
	4876.0	55.0	-12.6	42.4	74.0	-31.6	Peak	Vertical
*	6661.0	51.0	-8.2	42.8	74.0	-31.2	Peak	Vertical
*	7188.0	50.8	-5.4	45.4	74.0	-28.6	Peak	Vertical

Note 1: “*” means test frequency didn't fall into restricted band.

Note 2: Measure Level (dBμV/m) = Reading Level (dBμV) + Factor (dB)

Factor (dB) = Cable Loss (dB) + Antenna Factor (dB/m) - Pre_Amplifier Gain (dB)

Product	Robotic Vacuum Cleaner	Test Engineer	Stephen Dong
Test Site	SIP-AC2	Test Date	2020/09/26
Test Mode:	802.11g	Test Channel:	11
Remark:	1. Average measurement was not performed if peak level lower than average limit. 2. Other frequency was 20dB below limit line within 1-18GHz, there is not show in the report.		

Mark	Frequency (MHz)	Reading Level (dBμV)	Factor (dB)	Measure Level (dBμV/m)	Limit (dBμV/m)	Margin (dB)	Detector	Polarization
	4689.0	51.7	-13.1	38.6	74.0	-35.4	Peak	Horizontal
	4876.0	55.0	-12.6	42.4	74.0	-31.6	Peak	Horizontal
*	6661.0	51.0	-8.2	42.8	74.0	-31.2	Peak	Horizontal
*	7188.0	50.8	-5.4	45.4	74.0	-28.6	Peak	Horizontal
	7383.5	52.8	-5.5	47.3	74.0	-26.7	Peak	Vertical
	7604.5	49.9	-5.6	44.3	74.0	-29.7	Peak	Vertical
*	9848.5	52.8	-2.5	50.3	74.0	-23.7	Peak	Vertical
*	10401.0	48.7	-0.9	47.8	74.0	-26.2	Peak	Vertical

Note 1: “*” means test frequency didn't fall into restricted band.

Note 2: Measure Level (dBμV/m) = Reading Level (dBμV) + Factor (dB)

Factor (dB) = Cable Loss (dB) + Antenna Factor (dB/m) - Pre_Amplifier Gain (dB)

Product	Robotic Vacuum Cleaner	Test Engineer	Stephen Dong
Test Site	SIP-AC2	Test Date	2020/09/26
Test Mode:	802.11n-HT20	Test Channel:	01
Remark:	1. Average measurement was not performed if peak level lower than average limit. 2. Other frequency was 20dB below limit line within 1-18GHz, there is not show in the report.		

Mark	Frequency (MHz)	Reading Level (dBμV)	Factor (dB)	Measure Level (dBμV/m)	Limit (dBμV/m)	Margin (dB)	Detector	Polarization
	4825.0	53.8	-12.7	41.1	74.0	-32.9	Peak	Horizontal
	5071.5	51.7	-11.9	39.8	74.0	-34.2	Peak	Horizontal
*	6525.0	50.1	-8.1	42.0	74.0	-32.0	Peak	Horizontal
*	7239.0	52.8	-5.7	47.1	74.0	-26.9	Peak	Horizontal
	4833.5	56.4	-12.5	43.9	74.0	-30.1	Peak	Vertical
	5046.0	52.3	-12.3	40.0	74.0	-34.0	Peak	Vertical
*	6941.5	51.0	-6.9	44.1	74.0	-29.9	Peak	Vertical
*	7239.0	56.1	-5.7	50.4	74.0	-23.6	Peak	Vertical

Note 1: “*” means test frequency didn't fall into restricted band.

Note 2: Measure Level (dBμV/m) = Reading Level (dBμV) + Factor (dB)

Factor (dB) = Cable Loss (dB) + Antenna Factor (dB/m) - Pre_Amplifier Gain (dB)

Product	Robotic Vacuum Cleaner	Test Engineer	Stephen Dong
Test Site	SIP-AC2	Test Date	2020/09/26
Test Mode:	802.11n-HT20	Test Channel:	06
Remark:	1. Average measurement was not performed if peak level lower than average limit. 2. Other frequency was 20dB below limit line within 1-18GHz, there is not show in the report.		

Mark	Frequency (MHz)	Reading Level (dBμV)	Factor (dB)	Measure Level (dBμV/m)	Limit (dBμV/m)	Margin (dB)	Detector	Polarization
	4867.5	53.2	-12.6	40.6	74.0	-33.4	Peak	Horizontal
	5029.0	52.9	-12.1	40.8	74.0	-33.2	Peak	Horizontal
*	6457.0	51.1	-8.2	42.9	74.0	-31.1	Peak	Horizontal
*	6890.5	51.0	-7.1	43.9	74.0	-30.1	Peak	Horizontal
	4867.5	56.0	-12.6	43.4	74.0	-30.6	Peak	Vertical
	5114.0	52.5	-11.7	40.8	74.0	-33.2	Peak	Vertical
*	6389.0	51.4	-8.4	43.0	74.0	-31.0	Peak	Vertical
*	7145.5	50.0	-5.7	44.3	74.0	-29.7	Peak	Vertical

Note 1: “*” means test frequency didn't fall into restricted band.

Note 2: Measure Level (dBμV/m) = Reading Level (dBμV) + Factor (dB)

Factor (dB) = Cable Loss (dB) + Antenna Factor (dB/m) - Pre_Amplifier Gain (dB)

Product	Robotic Vacuum Cleaner	Test Engineer	Stephen Dong
Test Site	SIP-AC2	Test Date	2020/09/26
Test Mode:	802.11n-HT20	Test Channel:	11
Remark:	1. Average measurement was not performed if peak level lower than average limit. 2. Other frequency was 20dB below limit line within 1-18GHz, there is not show in the report.		

Mark	Frequency (MHz)	Reading Level (dBμV)	Factor (dB)	Measure Level (dBμV/m)	Limit (dBμV/m)	Margin (dB)	Detector	Polarization
	4689.0	51.8	-13.1	38.7	74.0	-35.3	Peak	Horizontal
	4859.0	51.6	-12.6	39.0	74.0	-35.0	Peak	Horizontal
*	6508.0	51.2	-7.9	43.3	74.0	-30.7	Peak	Horizontal
*	6975.5	50.0	-6.5	43.5	74.0	-30.5	Peak	Horizontal
	4833.5	52.5	-12.5	40.0	74.0	-34.0	Peak	Vertical
	4995.0	52.0	-12.2	39.8	74.0	-34.2	Peak	Vertical
*	6491.0	50.4	-8.0	42.4	74.0	-31.6	Peak	Vertical
*	7103.0	50.6	-6.0	44.6	74.0	-29.4	Peak	Vertical

Note 1: “*” means test frequency didn't fall into restricted band.

Note 2: Measure Level (dBμV/m) = Reading Level (dBμV) + Factor (dB)

Factor (dB) = Cable Loss (dB) + Antenna Factor (dB/m) - Pre_Amplifier Gain (dB)

Product	Robotic Vacuum Cleaner	Test Engineer	Stephen Dong
Test Site	SIP-AC2	Test Date	2020/09/26
Test Mode:	802.11n-HT40	Test Channel:	03
Remark:	1. Average measurement was not performed if peak level lower than average limit. 2. Other frequency was 20dB below limit line within 1-18GHz, there is not show in the report.		

Mark	Frequency (MHz)	Reading Level (dBμV)	Factor (dB)	Measure Level (dBμV/m)	Limit (dBμV/m)	Margin (dB)	Detector	Polarization
	4791.0	51.6	-12.6	39.0	74.0	-35.0	Peak	Horizontal
	5012.0	52.5	-12.1	40.4	74.0	-33.6	Peak	Horizontal
*	6491.0	50.4	-8.0	42.4	74.0	-31.6	Peak	Horizontal
*	7273.0	52.2	-5.8	46.4	74.0	-27.6	Peak	Horizontal
	4842.0	52.8	-12.4	40.4	74.0	-33.6	Peak	Vertical
	5105.5	51.3	-11.8	39.5	74.0	-34.5	Peak	Vertical
*	6491.0	51.3	-8.0	43.3	74.0	-30.7	Peak	Vertical
*	6958.5	50.5	-6.7	43.8	74.0	-30.2	Peak	Vertical

Note 1: “*” means test frequency didn't fall into restricted band.

Note 2: Measure Level (dBμV/m) = Reading Level (dBμV) + Factor (dB)

Factor (dB) = Cable Loss (dB) + Antenna Factor (dB/m) - Pre_Amplifier Gain (dB)

Product	Robotic Vacuum Cleaner	Test Engineer	Stephen Dong
Test Site	SIP-AC2	Test Date	2020/09/26
Test Mode:	802.11n-HT40	Test Channel:	06
Remark:	1. Average measurement was not performed if peak level lower than average limit. 2. Other frequency was 20dB below limit line within 1-18GHz, there is not show in the report.		

Mark	Frequency (MHz)	Reading Level (dBμV)	Factor (dB)	Measure Level (dBμV/m)	Limit (dBμV/m)	Margin (dB)	Detector	Polarization
	4799.5	52.9	-12.6	40.3	74.0	-33.7	Peak	Horizontal
	5063.0	51.8	-11.8	40.0	74.0	-34.0	Peak	Horizontal
*	7001.0	50.3	-6.6	43.7	74.0	-30.3	Peak	Horizontal
*	7154.0	50.7	-5.7	45.0	74.0	-29.0	Peak	Horizontal
	4893.0	52.5	-12.2	40.3	74.0	-33.7	Peak	Vertical
	5105.5	51.6	-11.8	39.8	74.0	-34.2	Peak	Vertical
*	6797.0	50.3	-7.6	42.7	74.0	-31.3	Peak	Vertical
*	7094.5	50.6	-5.9	44.7	74.0	-29.3	Peak	Vertical

Note 1: “*” means test frequency didn't fall into restricted band.

Note 2: Measure Level (dBμV/m) = Reading Level (dBμV) + Factor (dB)

Factor (dB) = Cable Loss (dB) + Antenna Factor (dB/m) - Pre_Amplifier Gain (dB)

Product	Robotic Vacuum Cleaner	Test Engineer	Stephen Dong
Test Site	SIP-AC2	Test Date	2020/09/26
Test Mode:	802.11n-HT40	Test Channel:	09
Remark:	1. Average measurement was not performed if peak level lower than average limit. 2. Other frequency was 20dB below limit line within 1-18GHz, there is not show in the report.		

Mark	Frequency (MHz)	Reading Level (dBμV)	Factor (dB)	Measure Level (dBμV/m)	Limit (dBμV/m)	Margin (dB)	Detector	Polarization
	4714.5	52.3	-12.9	39.4	74.0	-34.6	Peak	Horizontal
	4901.5	51.9	-12.3	39.6	74.0	-34.4	Peak	Horizontal
*	6491.0	50.4	-8.0	42.4	74.0	-31.6	Peak	Horizontal
*	6916.0	50.2	-6.9	43.3	74.0	-30.7	Peak	Horizontal
	4774.0	52.0	-12.8	39.2	74.0	-34.8	Peak	Vertical
	4910.0	52.5	-12.3	40.2	74.0	-33.8	Peak	Vertical
*	6746.0	50.9	-7.9	43.0	74.0	-31.0	Peak	Vertical
*	7043.5	50.3	-6.1	44.2	74.0	-29.8	Peak	Vertical

Note 1: “*” means test frequency didn't fall into restricted band.

Note 2: Measure Level (dBμV/m) = Reading Level (dBμV) + Factor (dB)

Factor (dB) = Cable Loss (dB) + Antenna Factor (dB/m) - Pre_Amplifier Gain (dB)

The Result of Radiated Emission below 1GHz:

Site: SIP-AC2	Time: 2020/09/27
Limit: FCC_Part15.209_RSE(3m)	Engineer: Allen Zou
Probe: AC2_VULB 9168 _20-2000MHz	Polarity: Horizontal
EUT: Robotic Vacuum Cleaner	Power: By Battery
Test Mode: Transmit by 802.11b at channel 2412MHz	

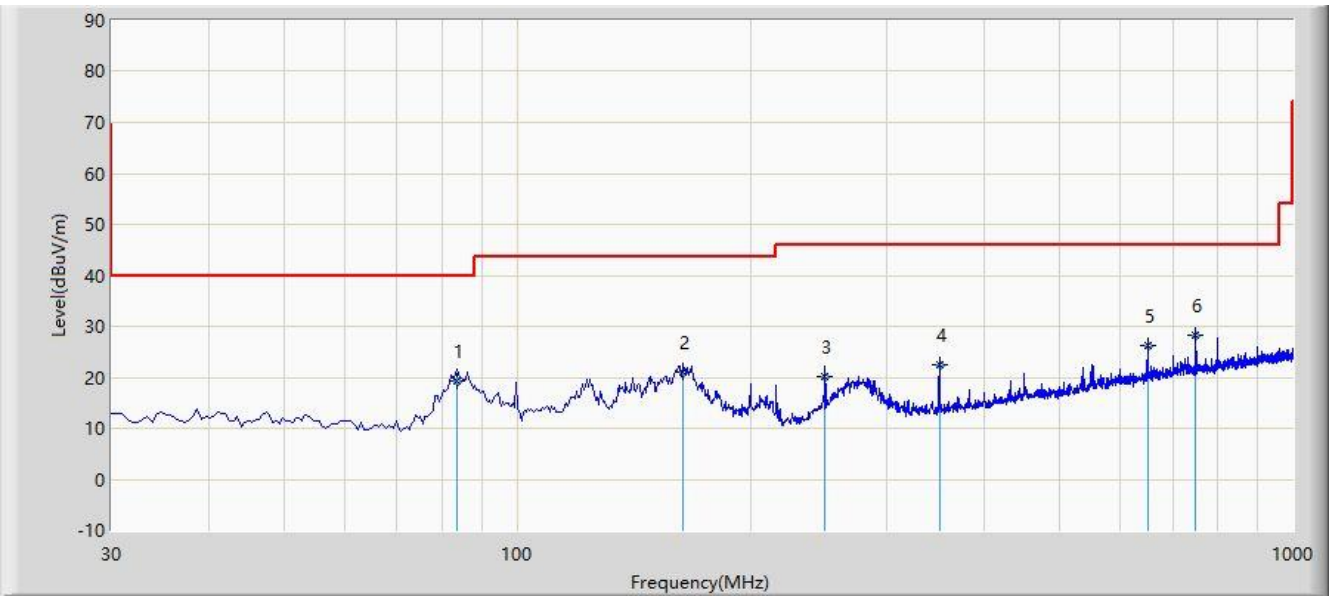

No	Flag	Mark	Frequency (MHz)	Measure Level (dBuV/m)	Reading Level (dBuV)	Margin (dB)	Limit (dBuV/m)	Factor	Type
1			83.835	19.289	9.400	-20.711	40.000	9.889	QP
2			163.920	20.922	6.400	-22.578	43.500	14.522	QP
3			249.705	20.098	7.600	-25.902	46.000	12.498	QP
4			350.100	22.443	7.500	-23.557	46.000	14.942	QP
5			649.830	26.215	5.600	-19.785	46.000	20.614	QP
6		*	750.225	28.211	6.300	-17.789	46.000	21.911	QP

Note 1: Measure Level (dBμV/m) = Reading Level (dBμV) + Factor (dB)

Factor (dB) = Cable Loss (dB) + Antenna Factor (dB/m)

Note 2: The amplitude of radiated emissions (frequency range from 9kHz to 30MHz and 18GHz to 25GHz) is that proximity to ambient noise, which also are attenuated more than 20 dB below the permissible value. Therefore, the data is not presented in the report.

Site: SIP-AC2	Time: 2020/09/27
Limit: FCC_Part15.209_RSE(3m)	Engineer: Allen Zou
Probe: AC2_VULB 9168 _20-2000MHz	Polarity: Vertical
EUT: Robotic Vacuum Cleaner	Power: By Battery
Test Mode: Transmit by 802.11b at channel 2412MHz	

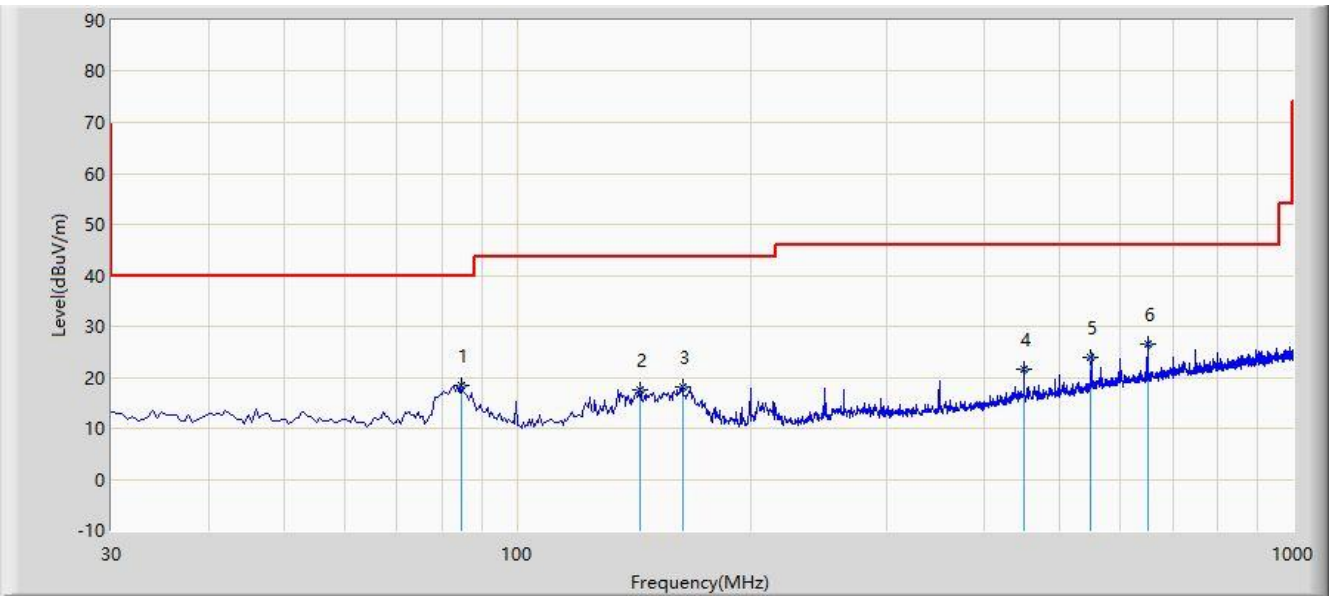

No	Flag	Mark	Frequency (MHz)	Measure Level (dBuV/m)	Reading Level (dBuV)	Margin (dB)	Limit (dBuV/m)	Factor (dB)	Type
1			84.900	18.309	8.400	-21.691	40.000	9.908	QP
2			143.850	17.667	3.200	-25.833	43.500	14.467	QP
3			163.420	18.070	3.500	-25.430	43.500	14.570	QP
4			450.260	21.531	4.300	-24.469	46.000	17.231	QP
5			549.630	23.981	5.200	-22.019	46.000	18.781	QP
6		*	649.830	26.515	5.900	-19.485	46.000	20.614	QP

Note 1: Measure Level (dBμV/m) = Reading Level (dBμV) + Factor (dB)

Factor (dB) = Cable Loss (dB) + Antenna Factor (dB/m)

Note 2: The amplitude of radiated emissions (frequency range from 9kHz to 30MHz and 18GHz to 25GHz) is that proximity to ambient noise, which also are attenuated more than 20 dB below the permissible value. Therefore, the data is not presented in the report.

6.7. Radiated Restricted Band Edge Measurement

6.7.1.Test Limit

For 15.205 requirement:

Radiated emissions which fall in the restricted bands, as defined in Section 15.205(a) of FCC part 15, must also comply with the radiated emission limits specified in Section 15.209(a).

Frequency (MHz)	Frequency (MHz)	Frequency (MHz)	Frequency (GHz)
0.090 - 0.110	16.42 - 16.423	399.9 - 410	4.5 - 5.15
[1] 0.495 - 0.505	16.69475 - 16.69525	608 - 614	5.35 - 5.46
2.1735 - 2.1905	16.80425 - 16.80475	960 - 1240	7.25 - 7.75
4.125 - 4.128	25.5 - 25.67	1300 - 1427	8.025 - 8.5
4.17725 - 4.17775	37.5 - 38.25	1435 - 1626.5	9.0 - 9.2
4.20725 - 4.20775	73 - 74.6	1645.5 - 1646.5	9.3 - 9.5
6.215 - 6.218	74.8 - 75.2	1660 - 1710	10.6 - 12.7
6.26775 - 6.26825	108 - 121.94	1718.8 - 1722.2	13.25 - 13.4
6.31175 - 6.31225	123 - 138	2200 - 2300	14.47 - 14.5
8.291 - 8.294	149.9 - 150.05	2310 - 2390	15.35 - 16.2
8.362 - 8.366	156.52475 - 156.52525	2483.5 - 2500	17.7 - 21.4
8.37625 - 8.38675	156.7 - 156.9	2690 - 2900	22.01 - 23.12
8.41425 - 8.41475	162.0125 - 167.17	3260 - 3267	23.6 - 24.0
12.29 - 12.293	167.72 - 173.2	3332 - 3339	31.2 - 31.8
12.51975 - 12.52025	240 - 285	3345.8 - 3358	36.43 - 36.5
12.57675 - 12.57725	322 - 335.4	3600 - 4400	([2])
13.36 - 13.41	--	--	--

All out of band emissions appearing in a restricted band as specified in Section 15.205 of the Title 47CFR must not exceed the limits shown in Table per Section 15.209.

FCC Part 15 Subpart C Paragraph 15.209		
Frequency [MHz]	Field Strength [uV/m]	Measured Distance [Meters]
0.009 - 0.490	2400/F (kHz)	300
0.490 - 1.705	24000/F (kHz)	30
1.705 - 30	30	30
30 - 88	100	3
88 - 216	150	3
216 - 960	200	3
Above 960	500	3

For RSS-Gen Section 8.10 requirement:

Radiated emissions which fall in the restricted bands, as defined in Section 8.10of RSS-Gen, must also comply with the radiated emission limits specified in Section 8.9.

Frequency (MHz)	Frequency (MHz)	Frequency (GHz)
0.009 - 0.110	149.9 - 150.05	9.0 - 9.2
0.495 - 0.505	156.52475 - 156.52525	9.3 - 9.5
2.1735 - 2.1905	156.7 - 156.9	10.6 - 12.7
3.020 - 3.026	162.0125 - 167.17	13.25 - 13.4
4.125 - 4.128	167.72 - 173.2	14.47 - 14.5
4.17725 - 4.17775	240 - 285	15.35 - 16.2
4.20725 - 4.20775	322 - 335.4	17.7 - 21.4
5.677 - 5.683	399.9 - 410	22.01 - 23.12
6.215 - 6.218	608 - 614	23.6 - 24.0
6.26775 - 6.26825	960 - 1427	31.2 - 31.8
6.31175 - 6.31225	1435 - 1626.5	36.43 - 36.5
8.291 - 8.294	1645.5 - 1646.5	Above 38.6
8.362 - 8.366	1660 - 1710	* Certain frequency bands listed in table 7 and in bands above 38.6 GHz are designated for license exempt applications. These frequency bands and the requirements that apply to related devices are set out in the 200 and 300 series of RSSs.
8.37625 - 8.38675	1718.8 -1722.2	
8.41425 - 8.41475	2200 - 2300	
12.29 - 12.293	2310 -2390	
12.51975 - 12.52025	2483.5 -2500	
12.57675 - 12.57725	2655 - 2900	
13.36 -13.41	3260 - 3267	
16.42 - 16.423	3332 -3339	
16.69475 - 16.69525	3345.8 - 3358	
16.80425 - 16.80475	3500 - 4400	
25.5 - 25.67	4500 - 5150	
37.5 - 38.25	5350 - 5460	
73 - 74.6	7250 - 7750	
74.8 - 75.2	8025 - 8500	
108 - 138		

All out of band emissions appearing in a restricted band as specified in Section 8.10 of the RSS-Gen must not exceed the limits shown in Table per Section 8.9.

RSS-Gen Section 8.9			
Frequency (MHz)	Field Strength (μV/m)	Magnetic Field Strength (H-Field) (μA/m)	Measured Distance (m)
0.009 - 0.490 1	--	6.37/F (F in kHz)	300
0.490 - 1.705	--	6.37/F (F in kHz)	30
1.705 - 30	--	0.08	30
30 - 88	100	--	3
88 - 216	150	--	3
216 - 960	200	--	3
Above 960	500	--	3

6.7.2.Test Procedure Used

ANSI C63.10-2013 Section 6.3 (General Requirements)

ANSI C63.10-2013 Section 6.6 (Standard test method above 1GHz)

6.7.3.Test Setting

Peak Field Strength Measurements

1. Analyzer center frequency was set to the frequency of the radiated spurious emission of interest
2. RBW = 1MHz
3. VBW = 3MHz
4. Detector = peak
5. Sweep time = auto couple
6. Trace mode = max hold
7. Trace was allowed to stabilize

Average Field Strength Measurements

1. Analyzer center frequency was set to the frequency of the radiated spurious emission of interest
2. RBW = 1MHz
3. VBW ≥ 1/T
4. As an alternative, the instrument may be set to linear detector mode. Ensure that video filtering is applied in linear voltage domain (rather than in a log or dB domain). Some instruments require linear display mode in order to accomplish this. Others have a setting for Average-VBW Type, which can be set to “Voltage” regardless of the display mode
5. Detector = Peak
6. Sweep time = auto
7. Trace mode = max hold
8. Allow max hold to run for at least 50 times (1/duty cycle) traces

6.7.4.Test Setup

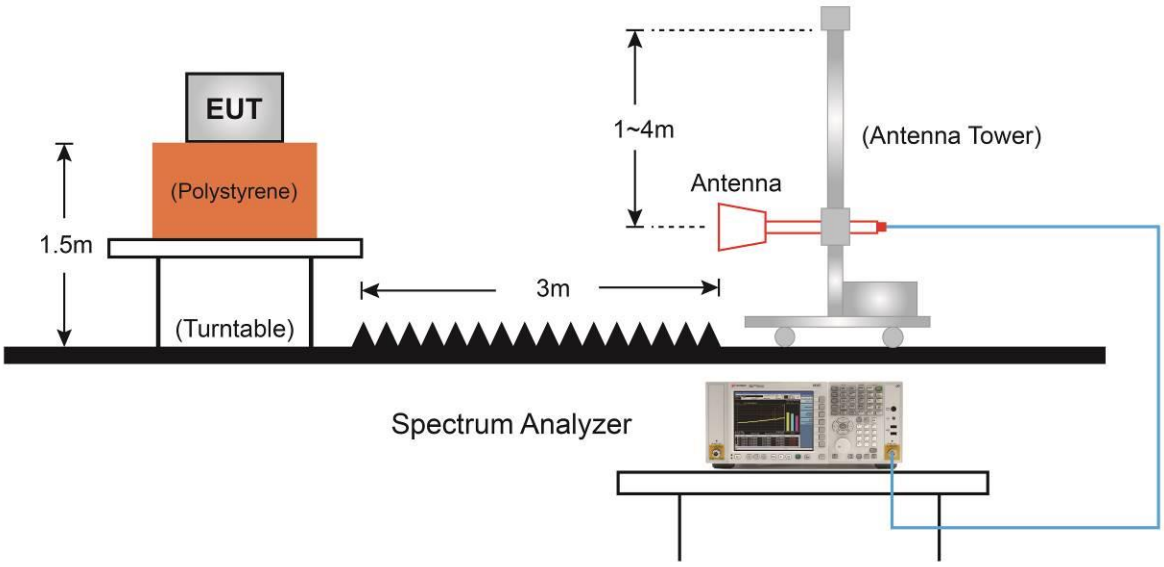

6.7.5.Test Result

Site: SIP-AC2	Time: 2020/09/26
Limit: FCC_Part15.209_RE(3m)	Engineer: Stephen Dong
Probe: AC2_Horn 3117_1-18GHz	Polarity: Horizontal
EUT: Robotic Vacuum Cleaner	Power: By Battery
Note: Transmit by 802.11b at channel 2412MHz	

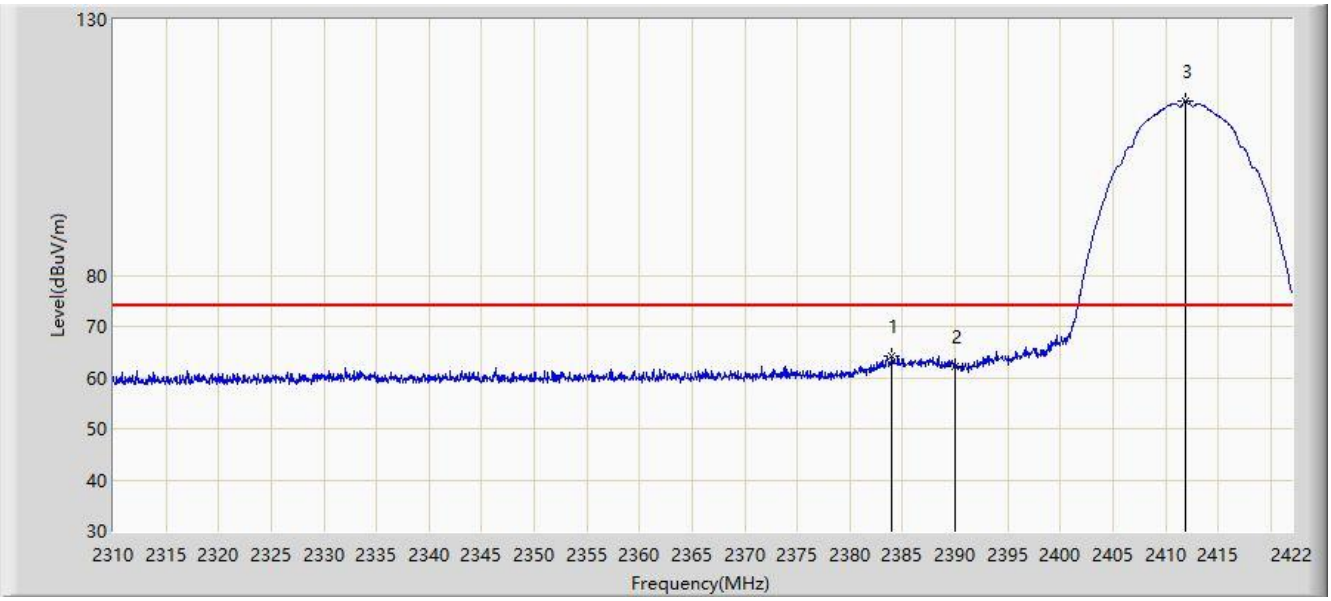

No	Flag	Mark	Frequency (MHz)	Measure Level (dBuV/m)	Reading Level (dBuV)	Margin (dB)	Limit (dBuV/m)	Factor (dB)	Type
1			2384.032	64.191	29.114	-9.809	74.000	35.077	PK
2			2390.000	62.268	27.182	-11.732	74.000	35.086	PK
3		*	2411.864	114.117	78.946	N/A	N/A	35.170	PK

Note: Measure Level (dBμV/m) = Reading Level (dBμV) + Factor (dB)

Factor (dB) = Cable Loss (dB) + Antenna Factor (dB/m)

Site: SIP-AC2	Time: 2020/09/26
Limit: FCC_Part15.209_RE(3m)	Engineer: Stephen Dong
Probe: AC2_Horn 3117_1-18GHz	Polarity: Horizontal
EUT: Robotic Vacuum Cleaner	Power: By Battery
Note: Transmit by 802.11b at channel 2412MHz	

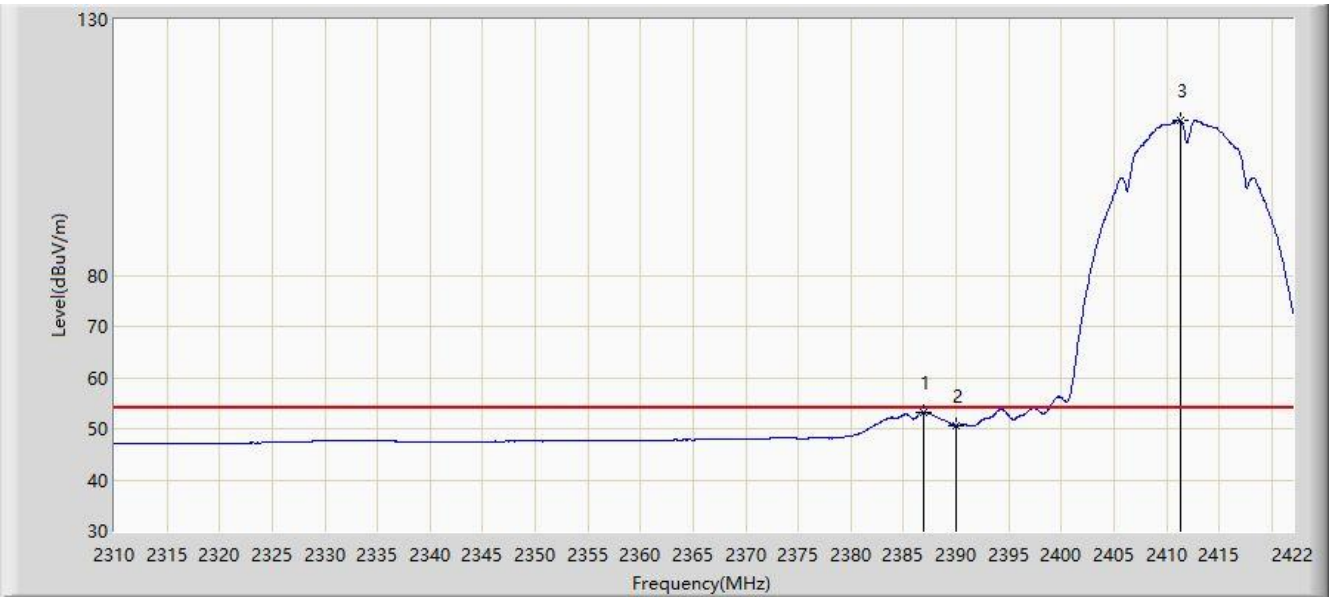

No	Flag	Mark	Frequency (MHz)	Measure Level (dBuV/m)	Reading Level (dBuV)	Margin (dB)	Limit (dBuV/m)	Factor (dB)	Type
1			2386.944	53.207	18.125	-0.793	54.000	35.082	AV
2			2390.000	50.612	15.526	-3.388	54.000	35.086	AV
3	X	*	2411.304	110.399	75.230	N/A	N/A	35.169	AV

Note: Measure Level (dBµV/m) = Reading Level (dBµV) + Factor (dB)

Factor (dB) = Cable Loss (dB) + Antenna Factor (dB/m)

Site: SIP-AC2	Time: 2020/09/26
Limit: FCC_Part15.209_RE(3m)	Engineer: Stephen Dong
Probe: AC2_Horn 3117_1-18GHz	Polarity: Vertical
EUT: Robotic Vacuum Cleaner	Power: By Battery
Note: Transmit by 802.11b at channel 2412MHz	

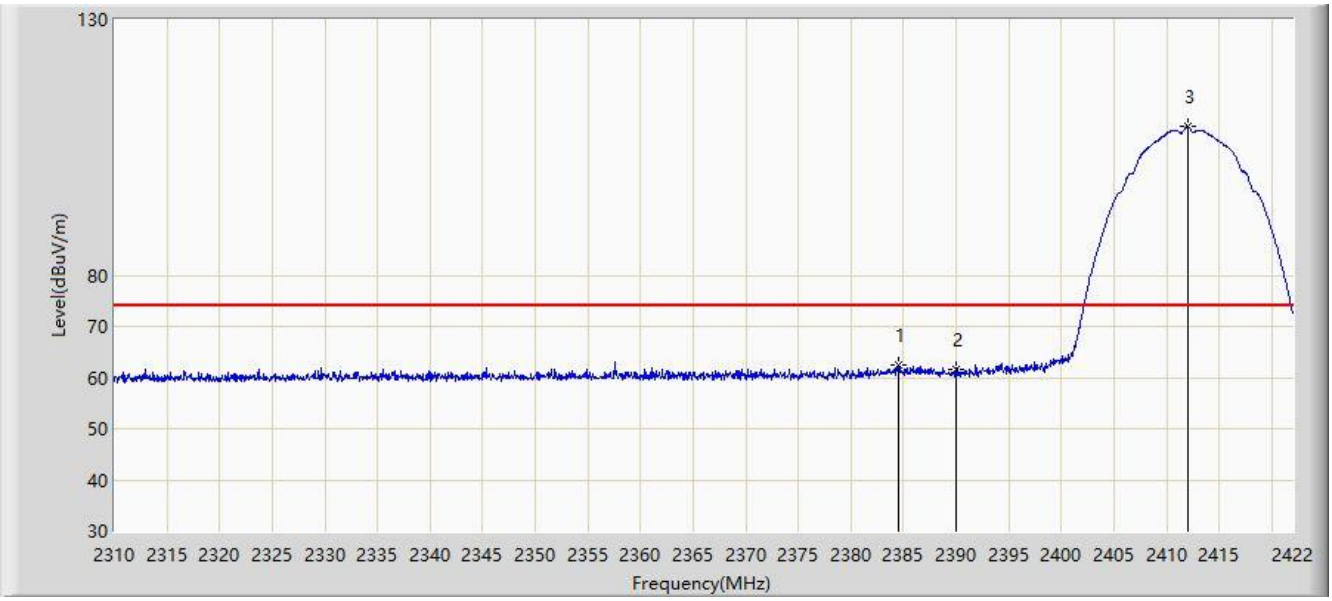

No	Flag	Mark	Frequency (MHz)	Measure Level (dBuV/m)	Reading Level (dBuV)	Margin (dB)	Limit (dBuV/m)	Factor (dB)	Type
1			2384.480	62.471	27.393	-11.529	74.000	35.078	PK
2			2390.000	61.500	26.414	-12.500	74.000	35.086	PK
3		*	2411.976	109.068	73.897	N/A	N/A	35.171	PK

Note: Measure Level (dBµV/m) = Reading Level (dBµV) + Factor (dB)

Factor (dB) = Cable Loss (dB) + Antenna Factor (dB/m)

Site: SIP-AC2	Time: 2020/09/26
Limit: FCC_Part15.209_RE(3m)	Engineer: Stephen Dong
Probe: AC2_Horn 3117_1-18GHz	Polarity: Vertical
EUT: Robotic Vacuum Cleaner	Power: By Battery
Note: Transmit by 802.11b at channel 2412MHz	

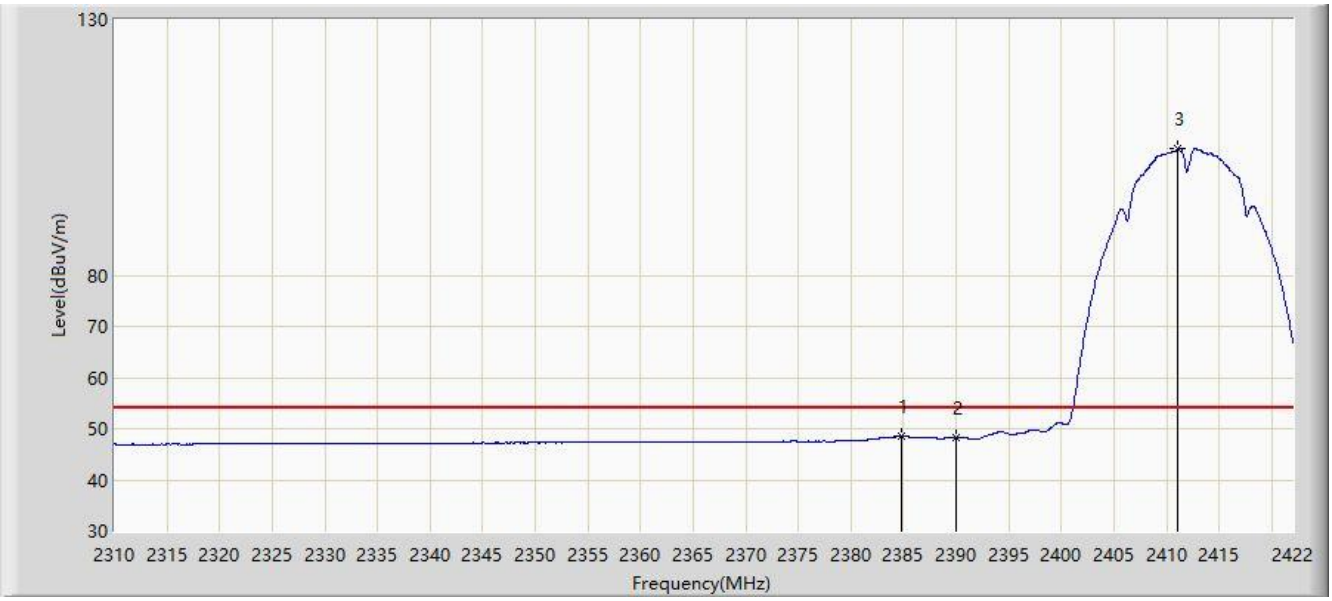

No	Flag	Mark	Frequency (MHz)	Measure Level (dBuV/m)	Reading Level (dBuV)	Margin (dB)	Limit (dBuV/m)	Factor (dB)	Type
1			2384.816	48.485	13.407	-5.515	54.000	35.079	AV
2			2390.000	48.168	13.082	-5.832	54.000	35.086	AV
3		*	2411.024	104.697	69.529	N/A	N/A	35.168	AV

Note: Measure Level (dBµV/m) = Reading Level (dBµV) + Factor (dB)

Factor (dB) = Cable Loss (dB) + Antenna Factor (dB/m)

Site: SIP-AC2	Time: 2020/09/26
Limit: FCC_Part15.209_RE(3m)	Engineer: Stephen Dong
Probe: AC2_Horn 3117_1-18GHz	Polarity: Horizontal
EUT: Robotic Vacuum Cleaner	Power: By Battery
Note: Transmit by 802.11b at channel 2462MHz	

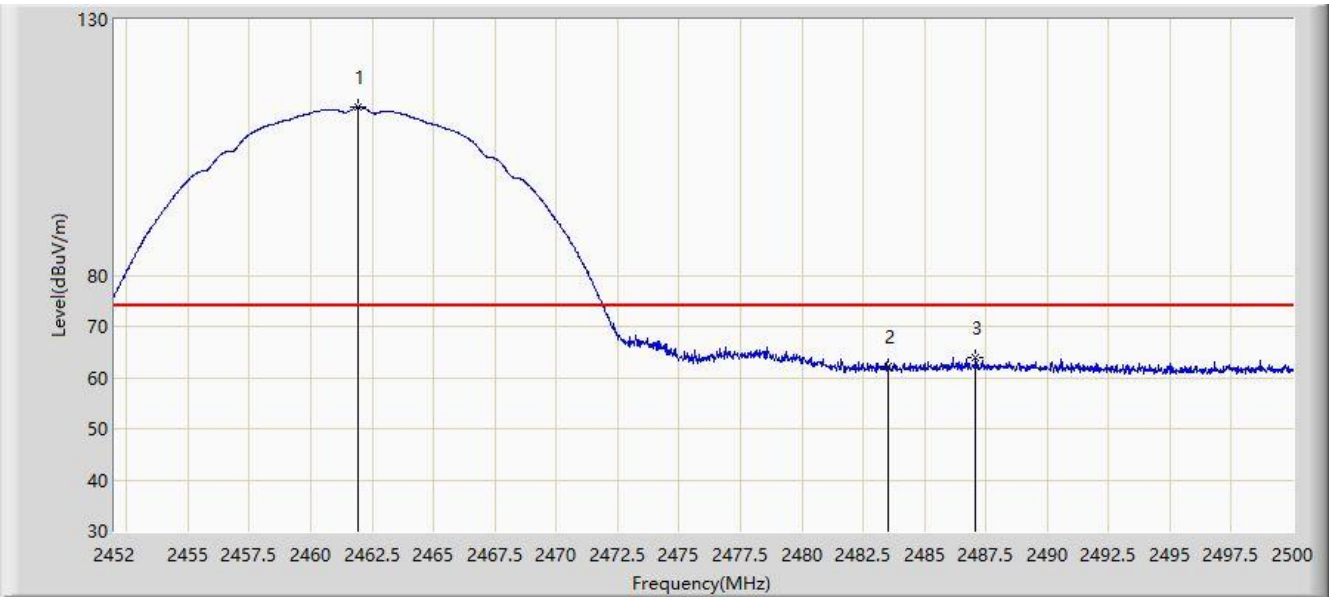

No	Flag	Mark	Frequency (MHz)	Measure Level (dBuV/m)	Reading Level (dBuV)	Margin (dB)	Limit (dBuV/m)	Factor (dB)	Type
1		*	2461.912	112.962	77.717	N/A	N/A	35.245	PK
2			2483.500	62.103	26.847	-11.897	74.000	35.256	PK
3			2487.064	64.011	28.751	-9.989	74.000	35.260	PK

Note: Measure Level (dBµV/m) = Reading Level (dBµV) + Factor (dB)

Factor (dB) = Cable Loss (dB) + Antenna Factor (dB/m)

Site: SIP-AC2	Time: 2020/09/26
Limit: FCC_Part15.209_RE(3m)	Engineer: Stephen Dong
Probe: AC2_Horn 3117_1-18GHz	Polarity: Horizontal
EUT: Robotic Vacuum Cleaner	Power: By Battery
Note: Transmit by 802.11b at channel 2462MHz	

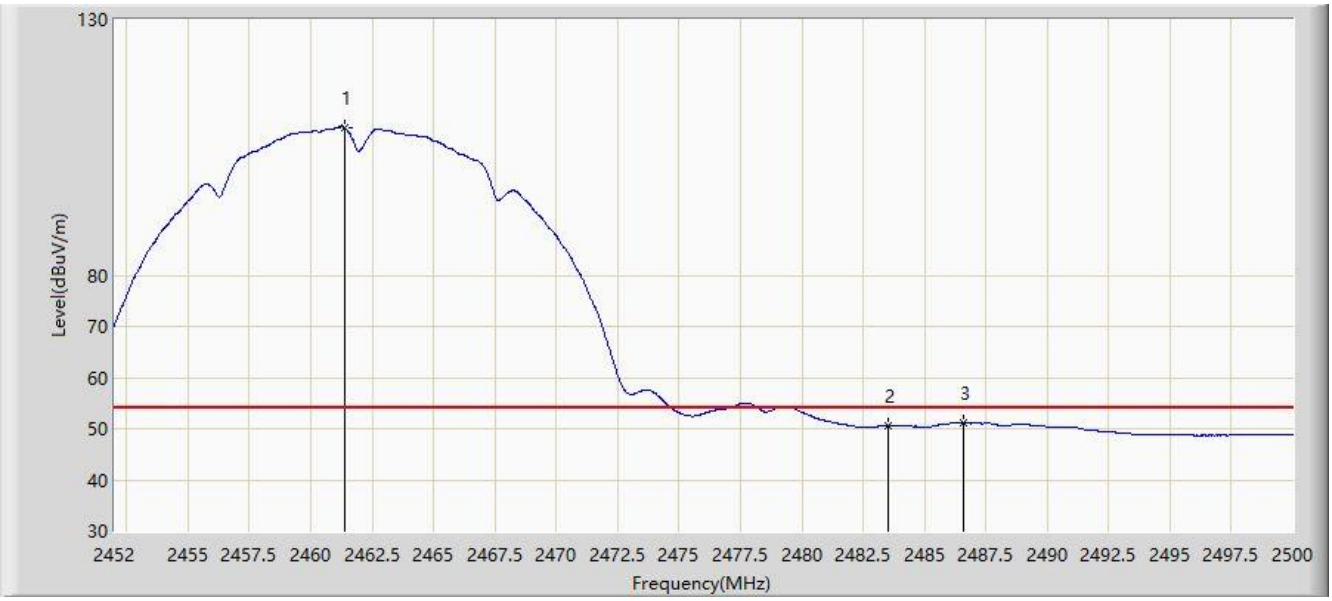

No	Flag	Mark	Frequency (MHz)	Measure Level (dBuV/m)	Reading Level (dBuV)	Margin (dB)	Limit (dBuV/m)	Factor (dB)	Type
1	X	*	2461.384	108.776	73.532	N/A	N/A	35.244	AV
2			2483.500	50.599	15.343	-3.401	54.000	35.256	AV
3			2486.608	51.157	15.897	-2.843	54.000	35.260	AV

Note: Measure Level (dBμV/m) = Reading Level (dBμV) + Factor (dB)

Factor (dB) = Cable Loss (dB) + Antenna Factor (dB/m)

Site: SIP-AC2	Time: 2020/09/26
Limit: FCC_Part15.209_RE(3m)	Engineer: Stephen Dong
Probe: AC2_Horn 3117_1-18GHz	Polarity: Vertical
EUT: Robotic Vacuum Cleaner	Power: By Battery
Note: Transmit by 802.11b at channel 2462MHz	

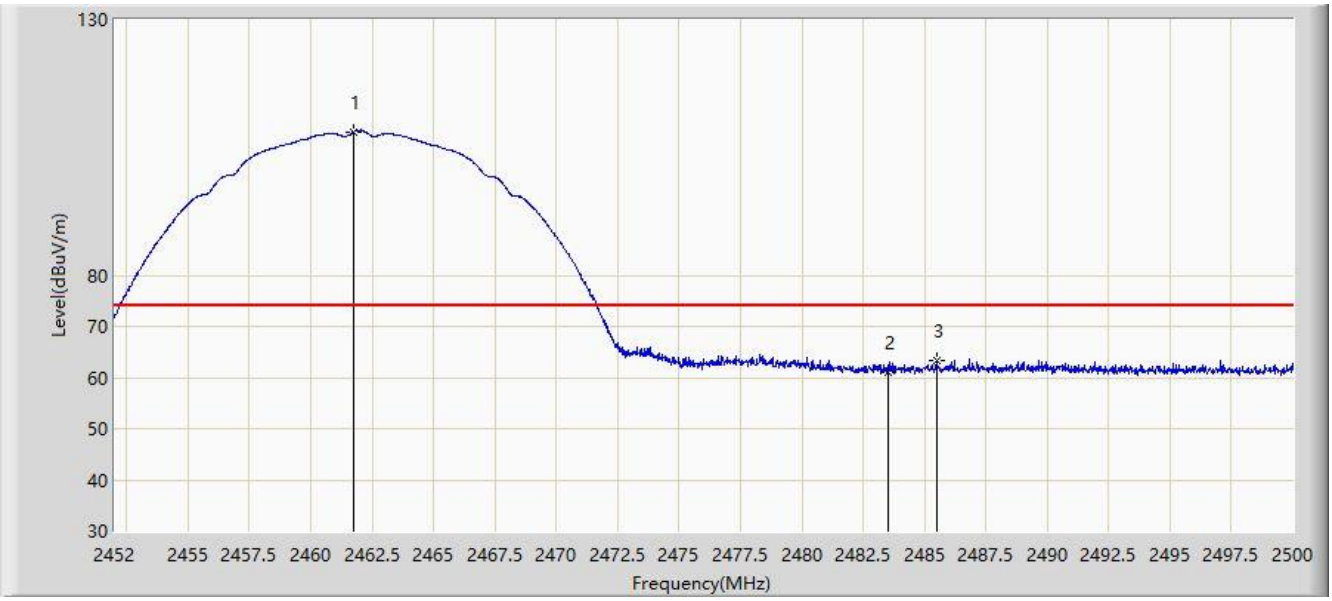

No	Flag	Mark	Frequency (MHz)	Measure Level (dBuV/m)	Reading Level (dBuV)	Margin (dB)	Limit (dBuV/m)	Factor (dB)	Type
1		*	2461.744	108.009	72.764	N/A	N/A	35.245	PK
2			2483.500	60.872	25.616	-13.128	74.000	35.256	PK
3			2485.480	63.476	28.217	-10.524	74.000	35.259	PK

Note: Measure Level (dBµV/m) = Reading Level (dBµV) + Factor (dB)

Factor (dB) = Cable Loss (dB) + Antenna Factor (dB/m)

Site: SIP-AC2	Time: 2020/09/26
Limit: FCC_Part15.209_RE(3m)	Engineer: Stephen Dong
Probe: AC2_Horn 3117_1-18GHz	Polarity: Vertical
EUT: Robotic Vacuum Cleaner	Power: By Battery
Note: Transmit by 802.11b at channel 2462MHz	

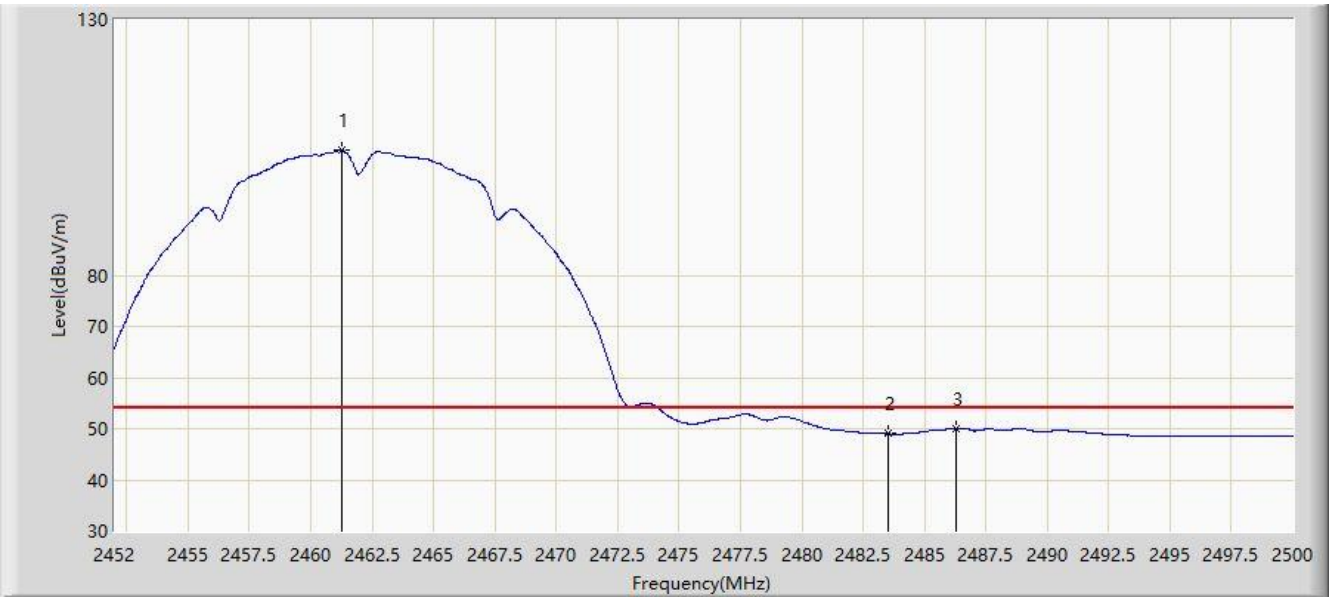

No	Flag	Mark	Frequency (MHz)	Measure Level (dBuV/m)	Reading Level (dBuV)	Margin (dB)	Limit (dBuV/m)	Factor (dB)	Type
1		*	2461.240	104.429	69.185	N/A	N/A	35.244	AV
2			2483.500	48.994	13.738	-5.006	54.000	35.256	AV
3			2486.272	50.037	14.777	-3.963	54.000	35.260	AV

Note: Measure Level (dBµV/m) = Reading Level (dBµV) + Factor (dB)

Factor (dB) = Cable Loss (dB) + Antenna Factor (dB/m)

Site: SIP-AC2	Time: 2020/09/26
Limit: FCC_Part15.209_RE(3m)	Engineer: Stephen Dong
Probe: AC2_Horn 3117_1-18GHz	Polarity: Horizontal
EUT: Robotic Vacuum Cleaner	Power: By Battery
Note: Transmit by 802.11g at channel 2412MHz	

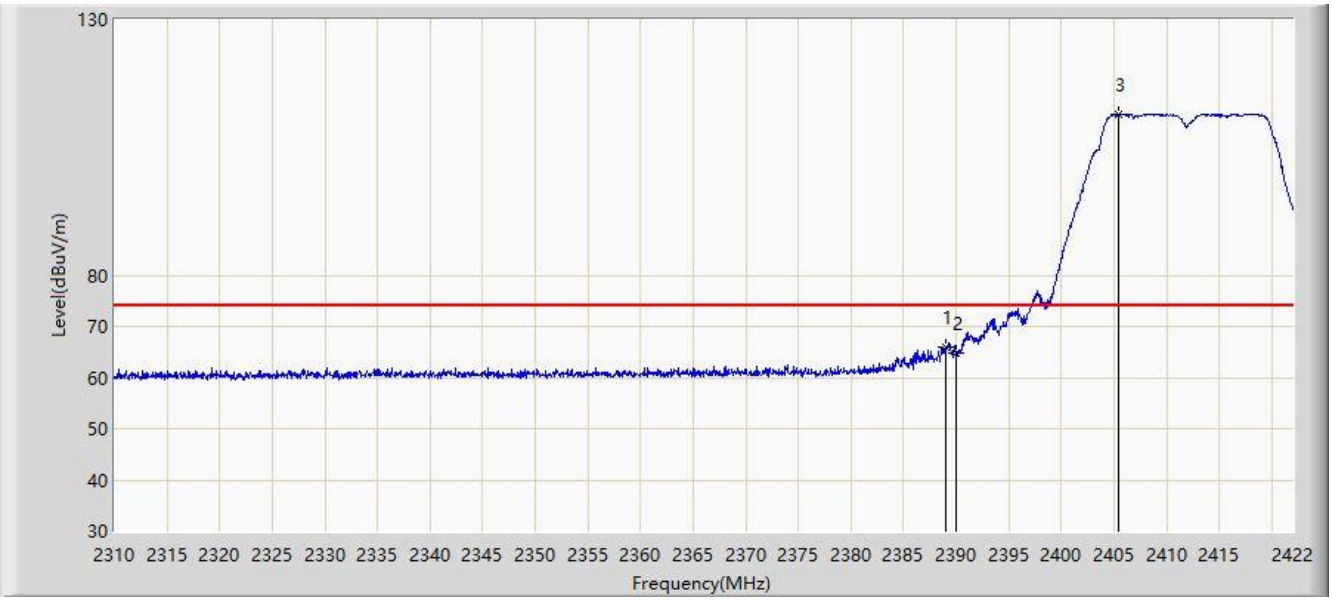

No	Flag	Mark	Frequency (MHz)	Measure Level (dBuV/m)	Reading Level (dBuV)	Margin (dB)	Limit (dBuV/m)	Factor (dB)	Type
1			2389.016	65.807	30.722	-8.193	74.000	35.085	PK
2			2390.000	64.737	29.651	-9.263	74.000	35.086	PK
3		*	2405.480	111.524	76.381	N/A	N/A	35.143	PK

Note: Measure Level (dBµV/m) = Reading Level (dBµV) + Factor (dB)

Factor (dB) = Cable Loss (dB) + Antenna Factor (dB/m)

Site: SIP-AC2	Time: 2020/09/26
Limit: FCC_Part15.209_RE(3m)	Engineer: Stephen Dong
Probe: AC2_Horn 3117_1-18GHz	Polarity: Horizontal
EUT: Robotic Vacuum Cleaner	Power: By Battery
Note: Transmit by 802.11g at channel 2412MHz	

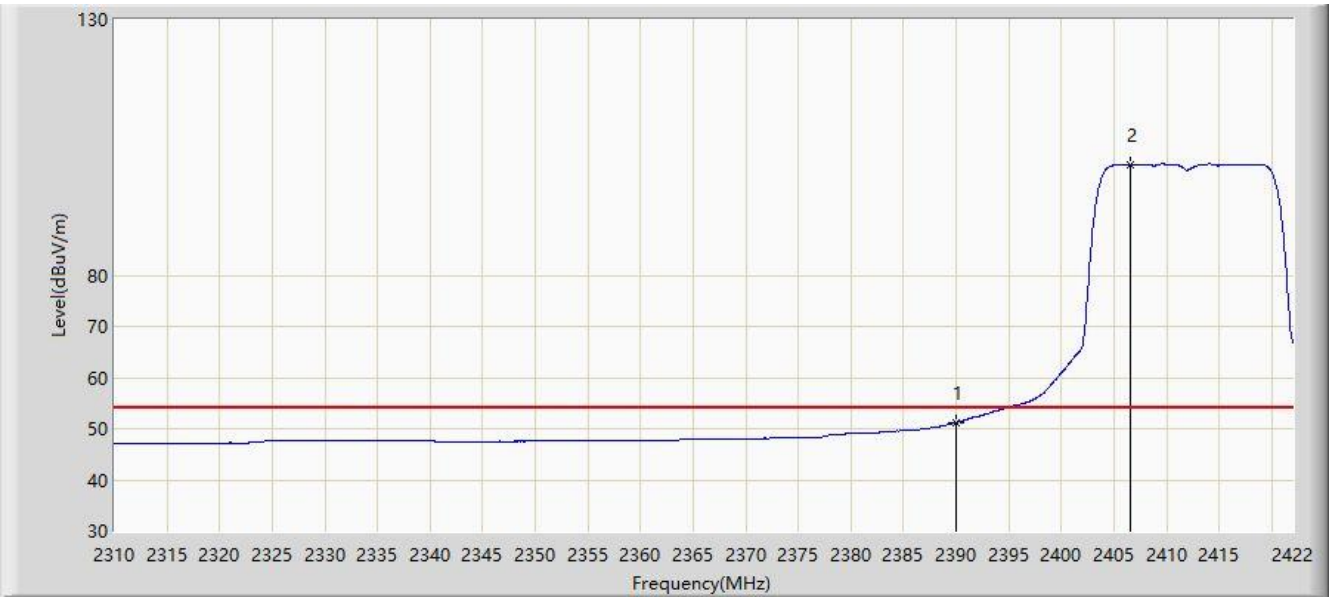

No	Flag	Mark	Frequency (MHz)	Measure Level (dBuV/m)	Reading Level (dBuV)	Margin (dB)	Limit (dBuV/m)	Factor (dB)	Type
1			2390.000	51.209	16.123	-2.791	54.000	35.086	AV
2		*	2406.600	101.594	66.446	N/A	N/A	35.149	AV

Note: Measure Level (dBμV/m) = Reading Level (dBμV) + Factor (dB)

Factor (dB) = Cable Loss (dB) + Antenna Factor (dB/m)

Site: SIP-AC2	Time: 2020/09/26
Limit: FCC_Part15.209_RE(3m)	Engineer: Stephen Dong
Probe: AC2_Horn 3117_1-18GHz	Polarity: Vertical
EUT: Robotic Vacuum Cleaner	Power: By Battery
Note: Transmit by 802.11g at channel 2412MHz	

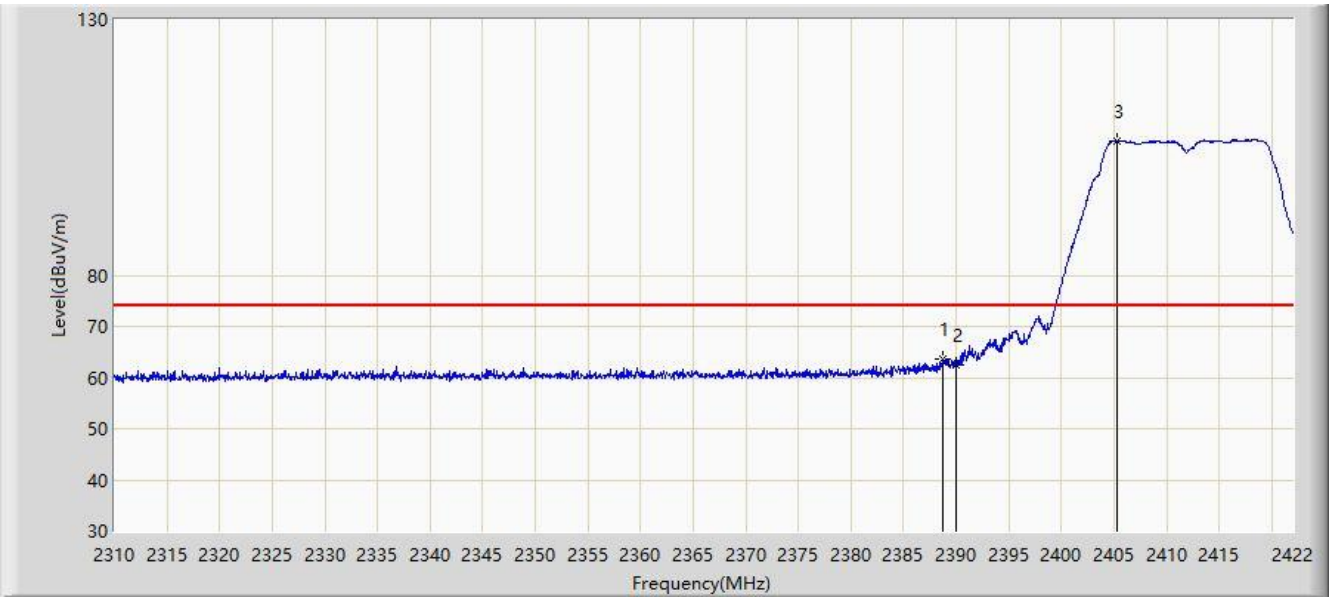

No	Flag	Mark	Frequency (MHz)	Measure Level (dBuV/m)	Reading Level (dBuV)	Margin (dB)	Limit (dBuV/m)	Factor (dB)	Type
1			2388.736	63.749	28.665	-10.251	74.000	35.084	PK
2			2390.000	62.578	27.492	-11.422	74.000	35.086	PK
3		*	2405.368	106.252	71.109	N/A	N/A	35.143	PK

Note: Measure Level (dBµV/m) = Reading Level (dBµV) + Factor (dB)

Factor (dB) = Cable Loss (dB) + Antenna Factor (dB/m)

Site: SIP-AC2	Time: 2020/09/26
Limit: FCC_Part15.209_RE(3m)	Engineer: Stephen Dong
Probe: AC2_Horn 3117_1-18GHz	Polarity: Vertical
EUT: Robotic Vacuum Cleaner	Power: By Battery
Note: Transmit by 802.11g at channel 2412MHz	

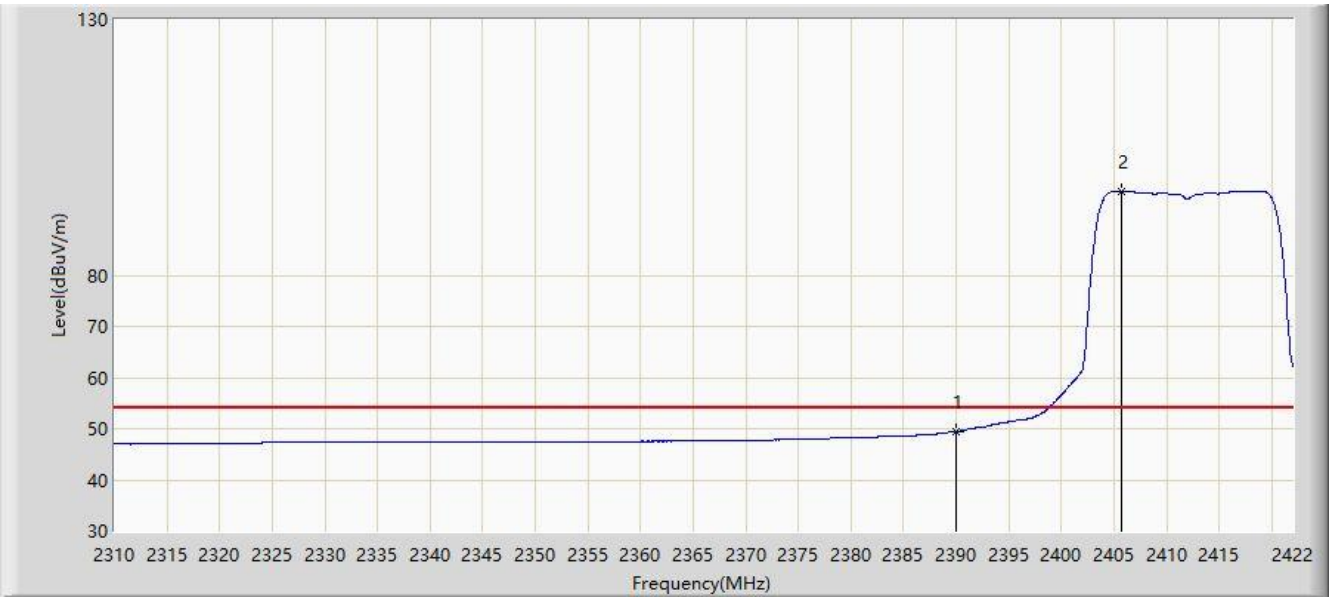

No	Flag	Mark	Frequency (MHz)	Measure Level (dBuV/m)	Reading Level (dBuV)	Margin (dB)	Limit (dBuV/m)	Factor (dB)	Type
1			2390.000	49.462	14.376	-4.538	54.000	35.086	AV
2		*	2405.760	96.414	61.269	N/A	N/A	35.145	AV

Note: Measure Level (dBµV/m) = Reading Level (dBµV) + Factor (dB)

Factor (dB) = Cable Loss (dB) + Antenna Factor (dB/m)

Site: SIP-AC2	Time: 2020/09/26
Limit: FCC_Part15.209_RE(3m)	Engineer: Stephen Dong
Probe: AC2_Horn 3117_1-18GHz	Polarity: Horizontal
EUT: Robotic Vacuum Cleaner	Power: By Battery
Note: Transmit by 802.11g at channel 2462MHz	

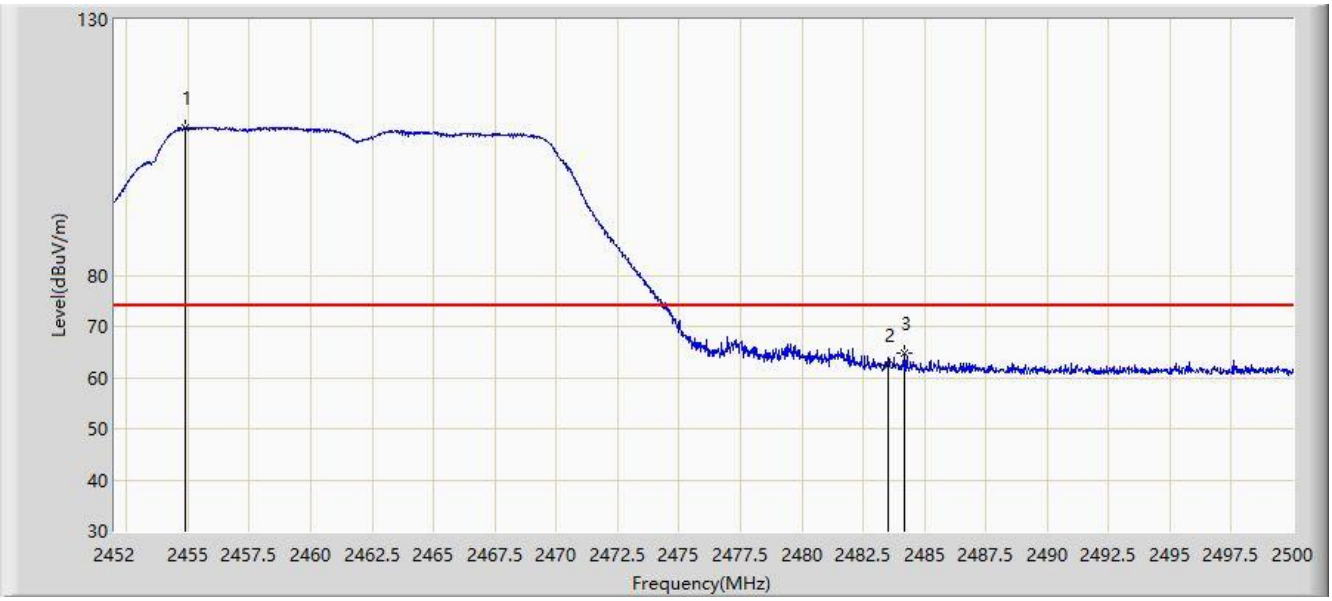

No	Flag	Mark	Frequency (MHz)	Measure Level (dBuV/m)	Reading Level (dBuV)	Margin (dB)	Limit (dBuV/m)	Factor (dB)	Type
1		*	2454.880	108.780	73.541	N/A	N/A	35.239	PK
2			2483.500	62.474	27.218	-11.526	74.000	35.256	PK
3			2484.208	64.665	29.408	-9.335	74.000	35.257	PK

Note: Measure Level (dBµV/m) = Reading Level (dBµV) + Factor (dB)

Factor (dB) = Cable Loss (dB) + Antenna Factor (dB/m)

Site: SIP-AC2	Time: 2020/09/26
Limit: FCC_Part15.209_RE(3m)	Engineer: Stephen Dong
Probe: AC2_Horn 3117_1-18GHz	Polarity: Horizontal
EUT: Robotic Vacuum Cleaner	Power: By Battery
Note: Transmit by 802.11g at channel 2462MHz	

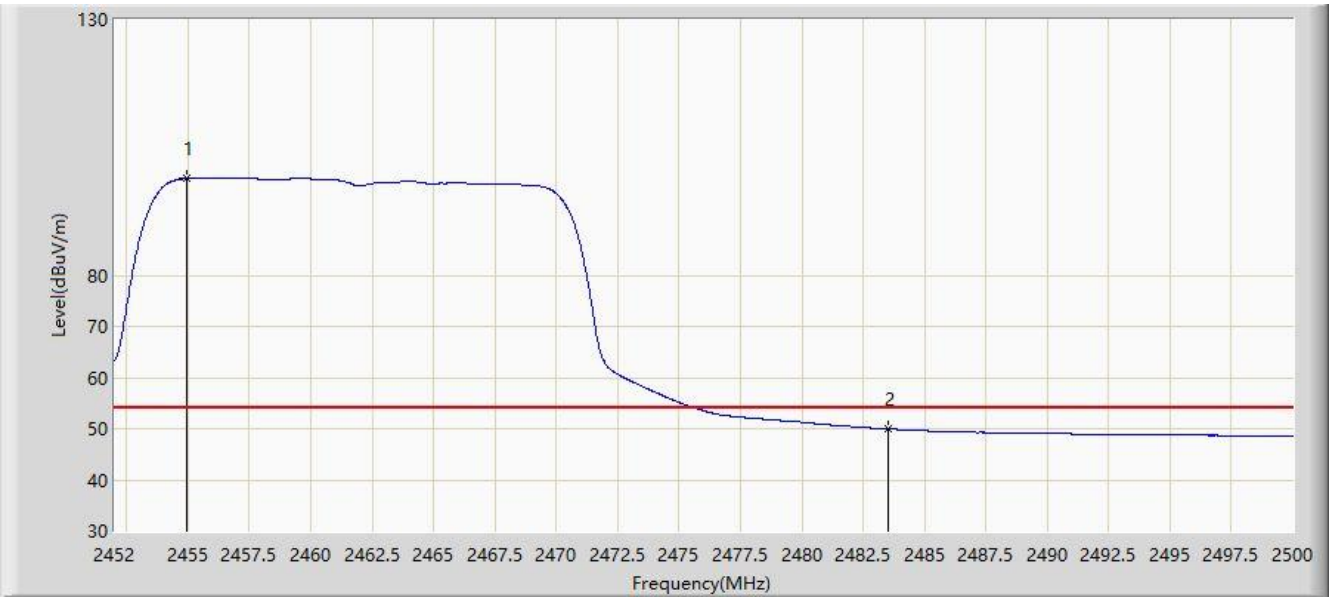

No	Flag	Mark	Frequency (MHz)	Measure Level (dBuV/m)	Reading Level (dBuV)	Margin (dB)	Limit (dBuV/m)	Factor (dB)	Type
1		*	2454.952	98.925	63.686	N/A	N/A	35.239	AV
2			2483.500	49.970	14.714	-4.030	54.000	35.256	AV

Note: Measure Level (dBµV/m) = Reading Level (dBµV) + Factor (dB)

Factor (dB) = Cable Loss (dB) + Antenna Factor (dB/m)

Site: SIP-AC2	Time: 2020/09/26
Limit: FCC_Part15.209_RE(3m)	Engineer: Stephen Dong
Probe: AC2_Horn 3117_1-18GHz	Polarity: Vertical
EUT: Robotic Vacuum Cleaner	Power: By Battery
Note: Transmit by 802.11g at channel 2462MHz	

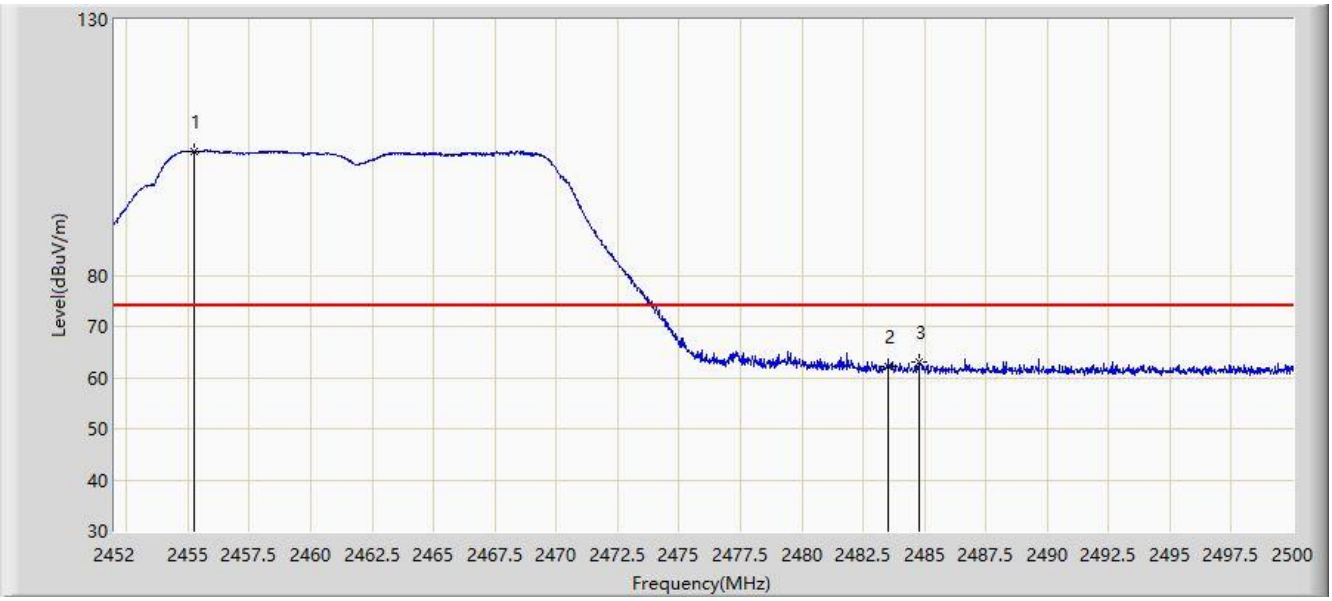

No	Flag	Mark	Frequency (MHz)	Measure Level (dBuV/m)	Reading Level (dBuV)	Margin (dB)	Limit (dBuV/m)	Factor (dB)	Type
1		*	2455.264	104.224	68.985	N/A	N/A	35.239	PK
2			2483.500	62.147	26.891	-11.853	74.000	35.256	PK
3			2484.808	63.113	27.855	-10.887	74.000	35.258	PK

Note: Measure Level (dBµV/m) = Reading Level (dBµV) + Factor (dB)

Factor (dB) = Cable Loss (dB) + Antenna Factor (dB/m)

Site: SIP-AC2	Time: 2020/09/26
Limit: FCC_Part15.209_RE(3m)	Engineer: Stephen Dong
Probe: AC2_Horn 3117_1-18GHz	Polarity: Vertical
EUT: Robotic Vacuum Cleaner	Power: By Battery
Note: Transmit by 802.11g at channel 2462MHz	

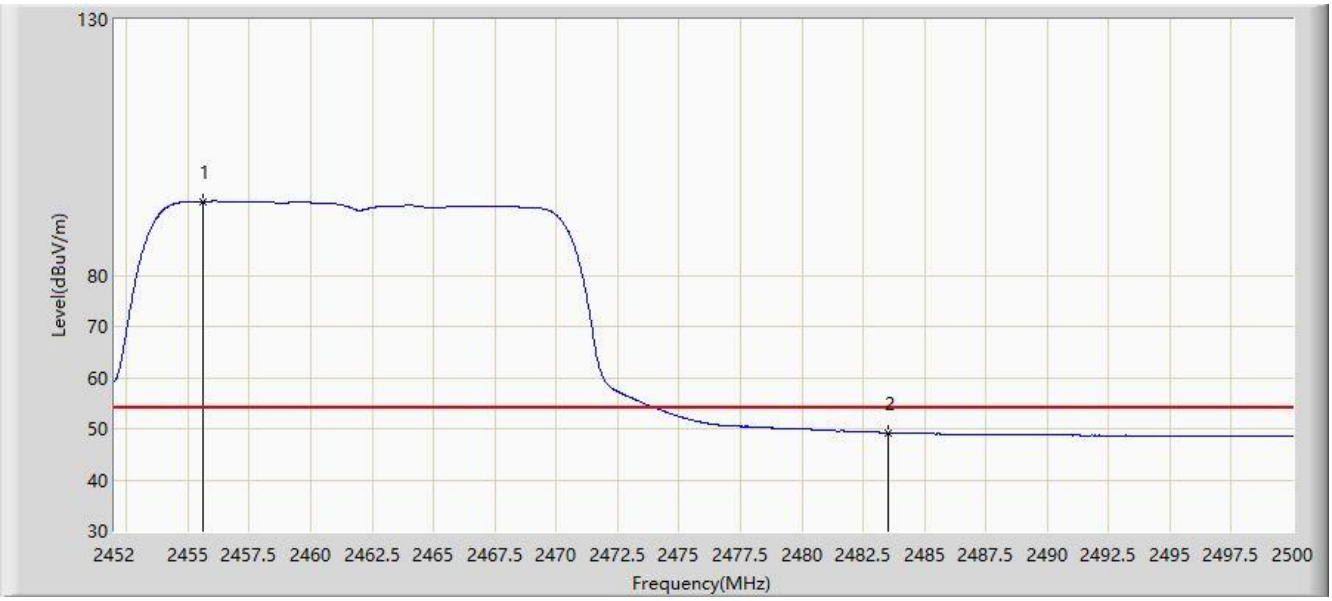

No	Flag	Mark	Frequency (MHz)	Measure Level (dBuV/m)	Reading Level (dBuV)	Margin (dB)	Limit (dBuV/m)	Factor (dB)	Type
1		*	2455.600	94.448	59.209	N/A	N/A	35.239	AV
2			2483.500	49.200	13.944	-4.800	54.000	35.256	AV

Note: Measure Level (dBµV/m) = Reading Level (dBµV) + Factor (dB)

Factor (dB) = Cable Loss (dB) + Antenna Factor (dB/m)

Site: SIP-AC2	Time: 2020/09/26
Limit: FCC_Part15.209_RE(3m)	Engineer: Stephen Dong
Probe: AC2_Horn 3117_1-18GHz	Polarity: Horizontal
EUT: Robotic Vacuum Cleaner	Power: By Battery
Note: Transmit by 802.11n-HT20 at channel 2412MHz	

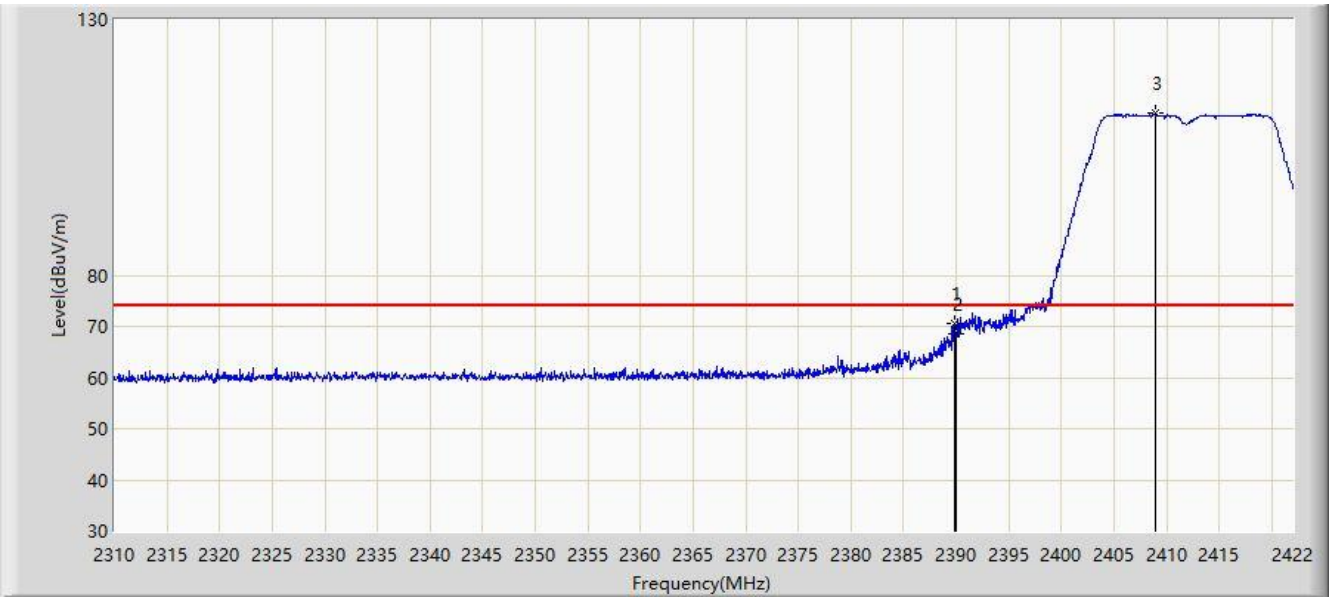

No	Flag	Mark	Frequency (MHz)	Measure Level (dBuV/m)	Reading Level (dBuV)	Margin (dB)	Limit (dBuV/m)	Factor (dB)	Type
1			2389.800	70.572	35.486	-3.428	74.000	35.086	PK
2			2390.000	68.562	33.476	-5.438	74.000	35.086	PK
3		*	2408.896	111.846	76.687	N/A	N/A	35.158	PK

Note: Measure Level (dBµV/m) = Reading Level (dBµV) + Factor (dB)

Factor (dB) = Cable Loss (dB) + Antenna Factor (dB/m)

Site: SIP-AC2	Time: 2020/09/26
Limit: FCC_Part15.209_RE(3m)	Engineer: Stephen Dong
Probe: AC2_Horn 3117_1-18GHz	Polarity: Horizontal
EUT: Robotic Vacuum Cleaner	Power: By Battery
Note: Transmit by 802.11n-HT20 at channel 2412MHz	

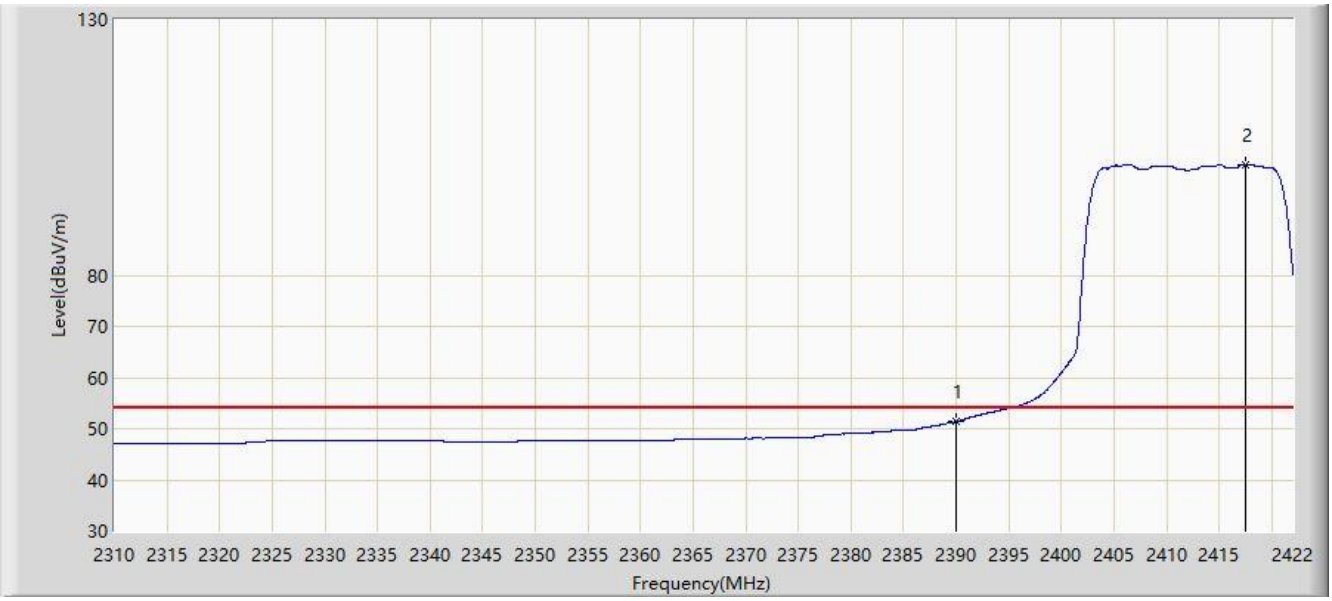

No	Flag	Mark	Frequency (MHz)	Measure Level (dBuV/m)	Reading Level (dBuV)	Margin (dB)	Limit (dBuV/m)	Factor (dB)	Type
1			2390.000	51.395	16.309	-2.605	54.000	35.086	AV
2		*	2417.576	101.670	66.482	N/A	N/A	35.187	AV

Note: Measure Level (dBµV/m) = Reading Level (dBµV) + Factor (dB)

Factor (dB) = Cable Loss (dB) + Antenna Factor (dB/m)

Site: SIP-AC2	Time: 2020/09/26
Limit: FCC_Part15.209_RE(3m)	Engineer: Stephen Dong
Probe: AC2_Horn 3117_1-18GHz	Polarity: Vertical
EUT: Robotic Vacuum Cleaner	Power: By Battery
Note: Transmit by 802.11n-HT20 at channel 2412MHz	

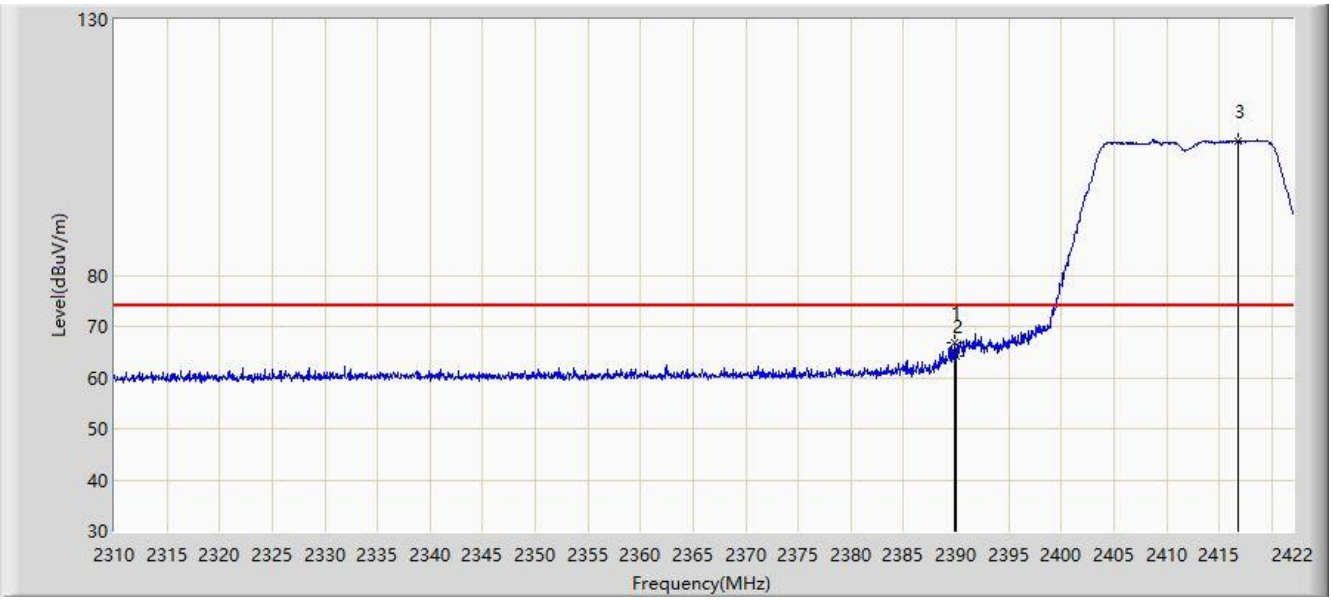

No	Flag	Mark	Frequency (MHz)	Measure Level (dBuV/m)	Reading Level (dBuV)	Margin (dB)	Limit (dBuV/m)	Factor (dB)	Type
1			2389.800	66.920	31.834	-7.080	74.000	35.086	PK
2			2390.000	64.247	29.161	-9.753	74.000	35.086	PK
3		*	2416.848	106.246	71.060	N/A	N/A	35.185	PK

Note: Measure Level (dBµV/m) = Reading Level (dBµV) + Factor (dB)

Factor (dB) = Cable Loss (dB) + Antenna Factor (dB/m)

Site: SIP-AC2	Time: 2020/09/26
Limit: FCC_Part15.209_RE(3m)	Engineer: Stephen Dong
Probe: AC2_Horn 3117_1-18GHz	Polarity: Vertical
EUT: Robotic Vacuum Cleaner	Power: By Battery
Note: Transmit by 802.11n-HT20 at channel 2412MHz	

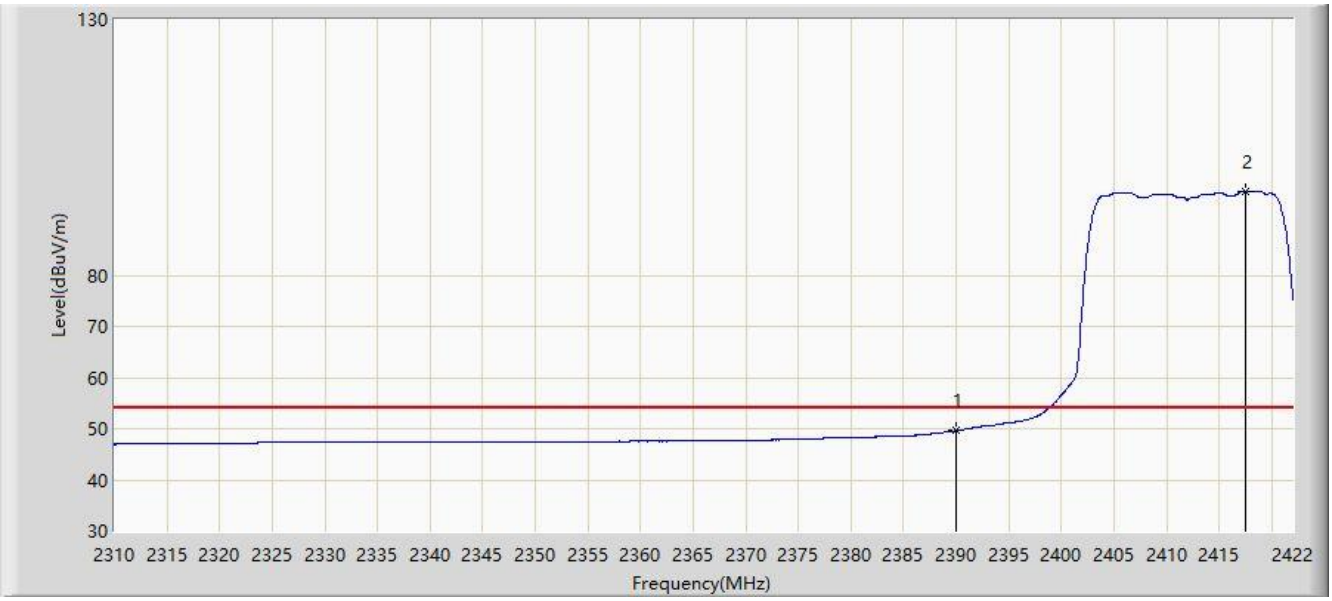

No	Flag	Mark	Frequency (MHz)	Measure Level (dBuV/m)	Reading Level (dBuV)	Margin (dB)	Limit (dBuV/m)	Factor (dB)	Type
1			2390.000	49.607	14.521	-4.393	54.000	35.086	AV
2		*	2417.576	96.481	61.293	N/A	N/A	35.187	AV

Note: Measure Level (dBµV/m) = Reading Level (dBµV) + Factor (dB)

Factor (dB) = Cable Loss (dB) + Antenna Factor (dB/m)

Site: SIP-AC2	Time: 2020/09/26
Limit: FCC_Part15.209_RE(3m)	Engineer: Stephen Dong
Probe: AC2_Horn 3117_1-18GHz	Polarity: Horizontal
EUT: Robotic Vacuum Cleaner	Power: By Battery
Note: Transmit by 802.11n-HT20 at channel 2462MHz	

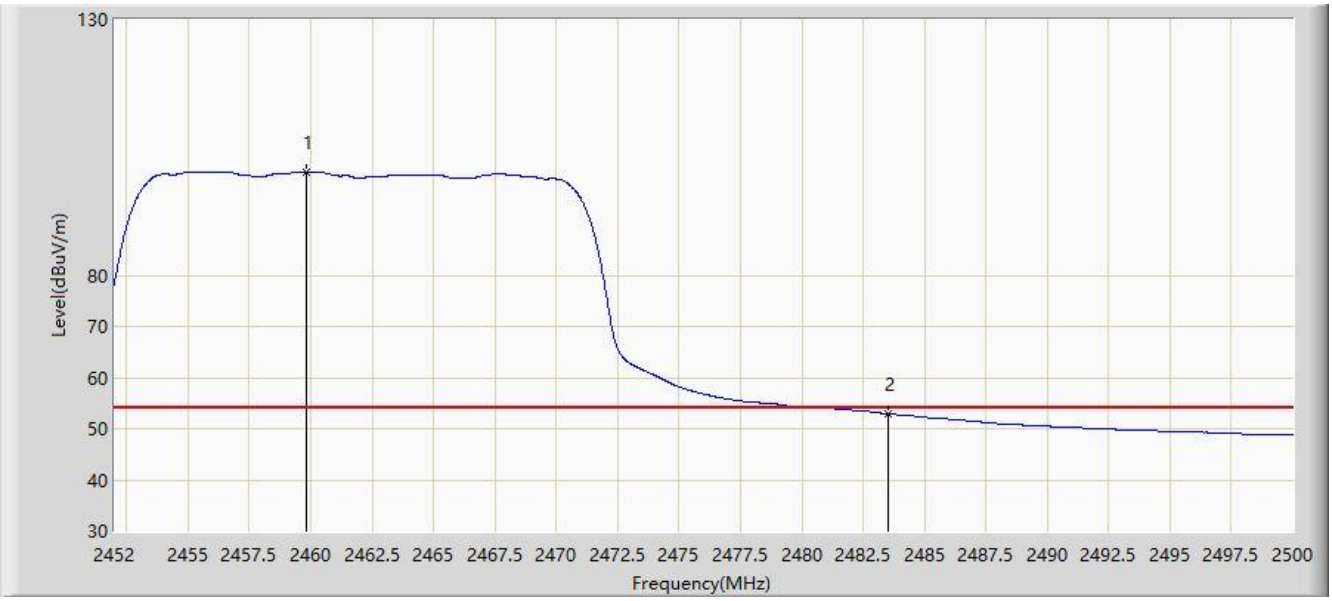

No	Flag	Mark	Frequency (MHz)	Measure Level (dBuV/m)	Reading Level (dBuV)	Margin (dB)	Limit (dBuV/m)	Factor (dB)	Type
1		*	2459.824	100.089	64.846	N/A	N/A	35.243	AV
2			2483.500	52.911	17.655	-1.089	54.000	35.256	AV

Note: Measure Level (dBµV/m) = Reading Level (dBµV) + Factor (dB)

Factor (dB) = Cable Loss (dB) + Antenna Factor (dB/m)

Site: SIP-AC2	Time: 2020/09/26
Limit: FCC_Part15.209_RE(3m)	Engineer: Stephen Dong
Probe: AC2_Horn 3117_1-18GHz	Polarity: Horizontal
EUT: Robotic Vacuum Cleaner	Power: By Battery
Note: Transmit by 802.11n-HT20 at channel 2462MHz	

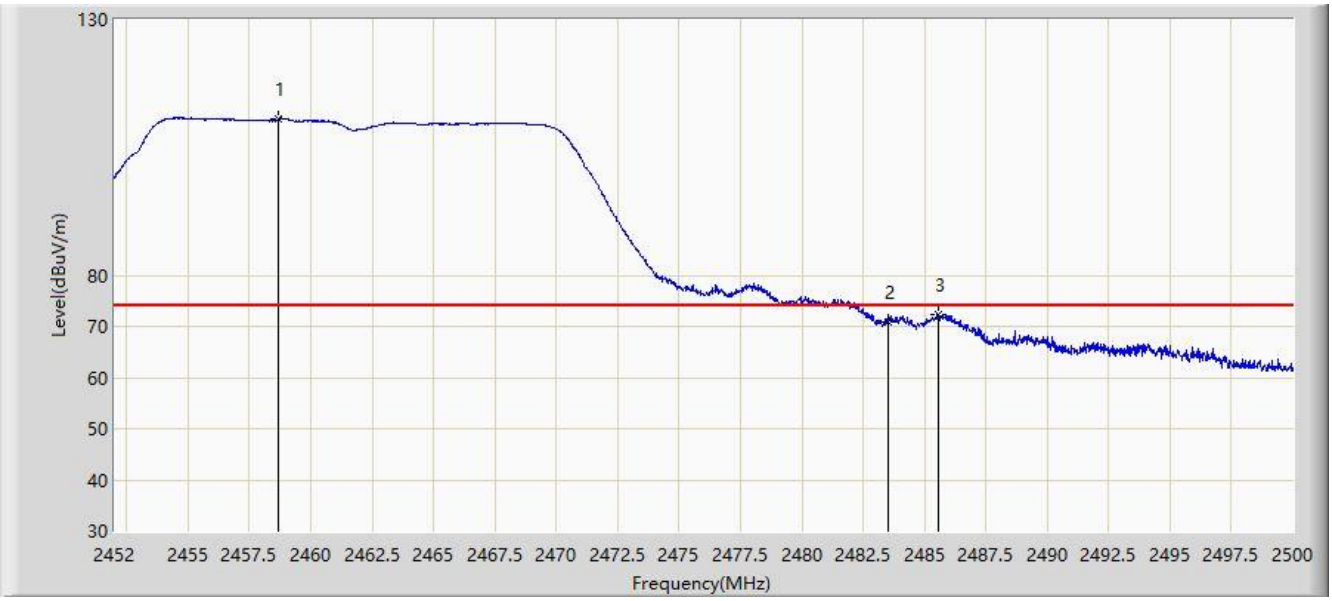

No	Flag	Mark	Frequency (MHz)	Measure Level (dBuV/m)	Reading Level (dBuV)	Margin (dB)	Limit (dBuV/m)	Factor (dB)	Type
1		*	2458.696	110.679	75.437	N/A	N/A	35.242	PK
2			2483.500	70.806	35.550	-3.194	74.000	35.256	PK
3			2485.576	72.232	36.973	-1.768	74.000	35.259	PK

Note: Measure Level (dBμV/m) = Reading Level (dBμV) + Factor (dB)

Factor (dB) = Cable Loss (dB) + Antenna Factor (dB/m)

Site: SIP-AC2	Time: 2020/09/26
Limit: FCC_Part15.209_RE(3m)	Engineer: Stephen Dong
Probe: AC2_Horn 3117_1-18GHz	Polarity: Vertical
EUT: Robotic Vacuum Cleaner	Power: By Battery
Note: Transmit by 802.11n-HT20 at channel 2462MHz	

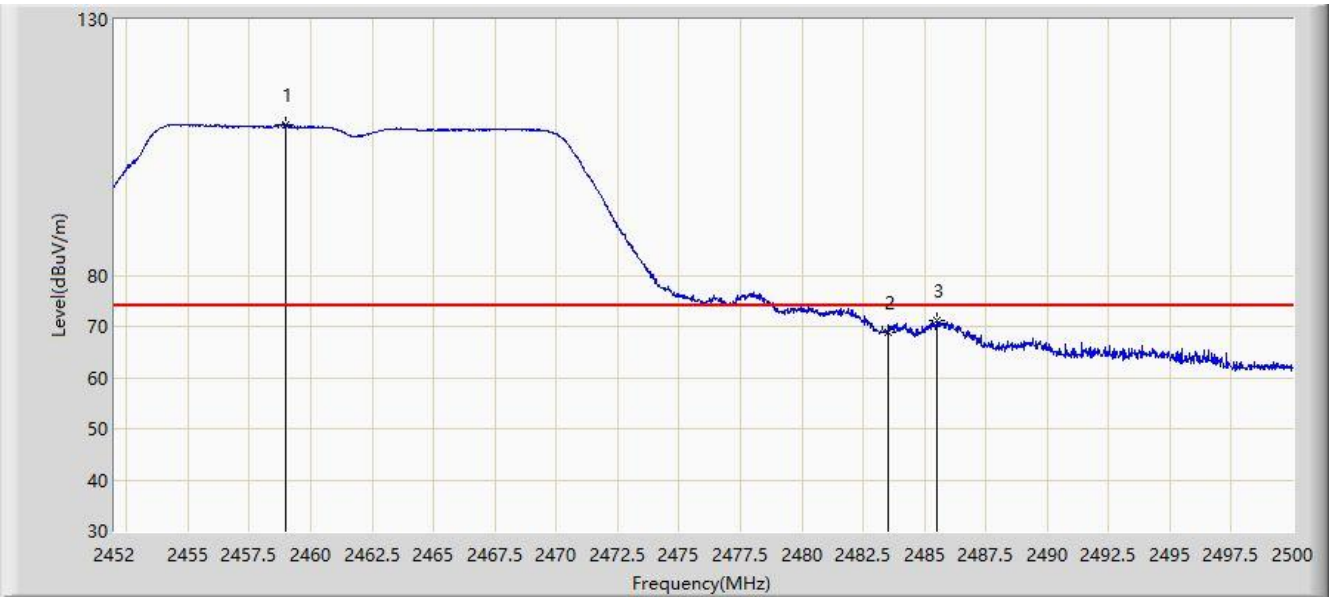

No	Flag	Mark	Frequency (MHz)	Measure Level (dBuV/m)	Reading Level (dBuV)	Margin (dB)	Limit (dBuV/m)	Factor (dB)	Type
1		*	2458.984	109.500	74.258	N/A	N/A	35.242	PK
2			2483.500	68.850	33.594	-5.150	74.000	35.256	PK
3			2485.480	71.236	35.977	-2.764	74.000	35.259	PK

Note: Measure Level (dBμV/m) = Reading Level (dBμV) + Factor (dB)

Factor (dB) = Cable Loss (dB) + Antenna Factor (dB/m)

Site: SIP-AC2	Time: 2020/09/26
Limit: FCC_Part15.209_RE(3m)	Engineer: Stephen Dong
Probe: AC2_Horn 3117_1-18GHz	Polarity: Vertical
EUT: Robotic Vacuum Cleaner	Power: By Battery
Note: Transmit by 802.11n-HT20 at channel 2462MHz	

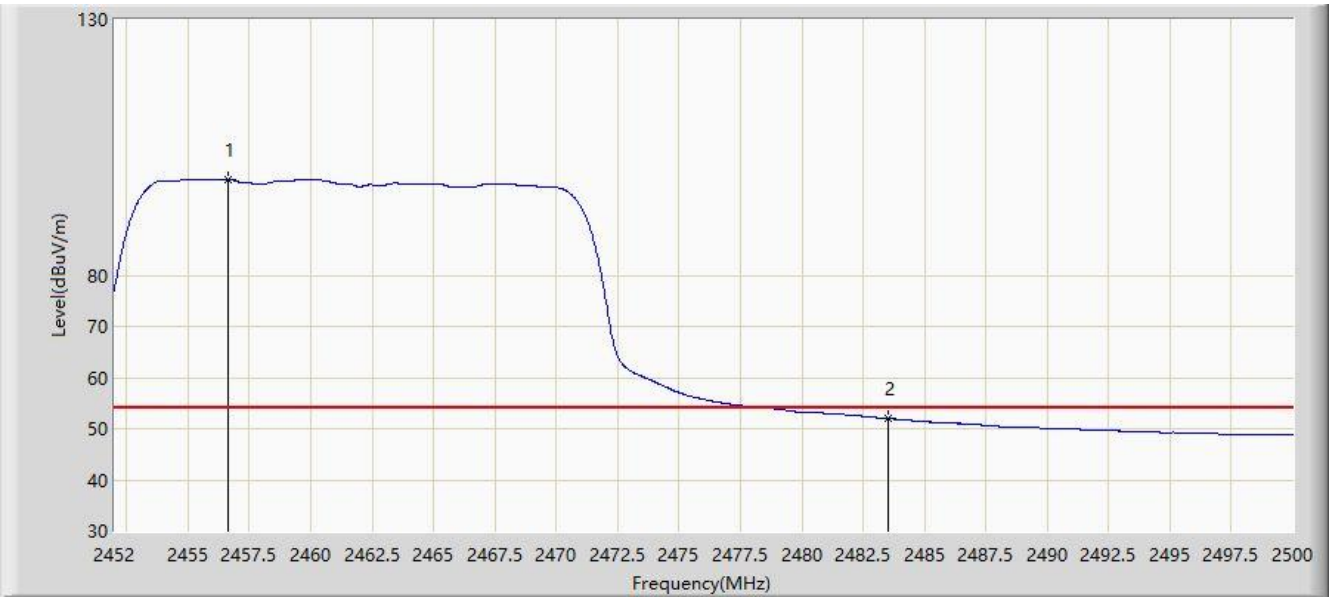

No	Flag	Mark	Frequency (MHz)	Measure Level (dBuV/m)	Reading Level (dBuV)	Margin (dB)	Limit (dBuV/m)	Factor (dB)	Type
1		*	2456.608	98.697	63.457	N/A	N/A	35.240	AV
2			2483.500	51.955	16.699	-2.045	54.000	35.256	AV

Note: Measure Level (dBµV/m) = Reading Level (dBµV) + Factor (dB)

Factor (dB) = Cable Loss (dB) + Antenna Factor (dB/m)

Site: SIP-AC2	Time: 2020/09/26
Limit: FCC_Part15.209_RE(3m)	Engineer: Stephen Dong
Probe: AC2_Horn 3117_1-18GHz	Polarity: Horizontal
EUT: Robotic Vacuum Cleaner	Power: By Battery
Note: Transmit by 802.11n-HT40 at channel 2422MHz	

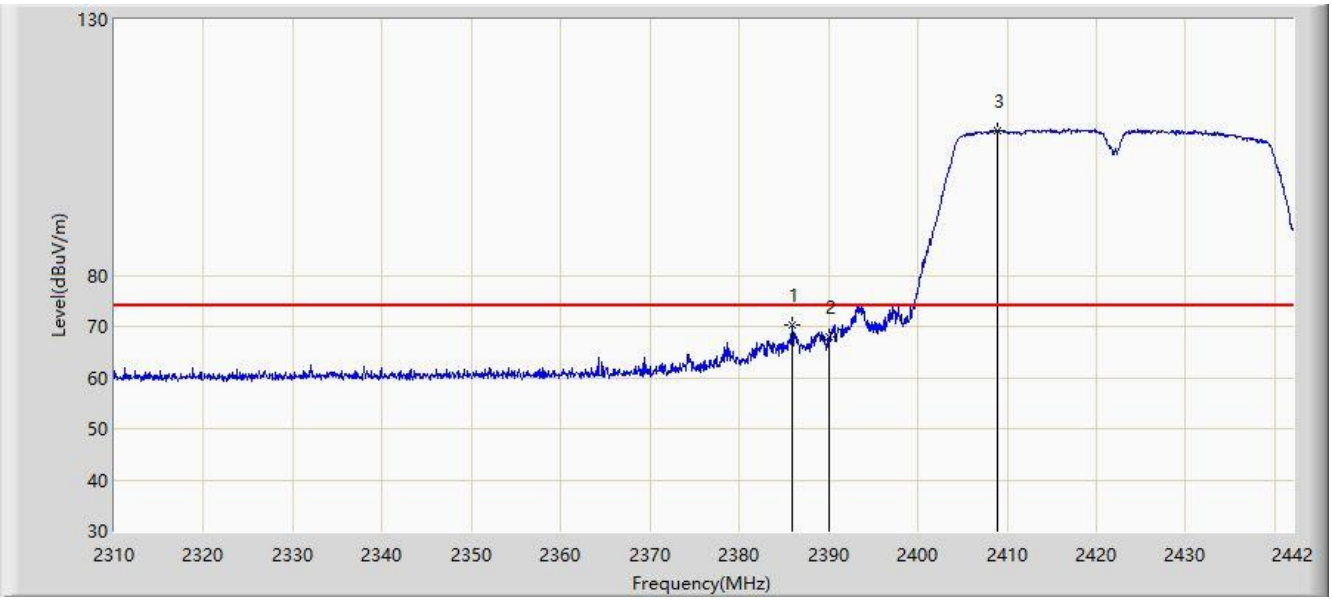

No	Flag	Mark	Frequency (MHz)	Measure Level (dBuV/m)	Reading Level (dBuV)	Margin (dB)	Limit (dBuV/m)	Factor (dB)	Type
1			2385.966	70.147	35.067	-3.853	74.000	35.080	PK
2			2390.000	67.864	32.778	-6.136	74.000	35.086	PK
3		*	2408.868	108.370	73.212	N/A	N/A	35.158	PK

Note: Measure Level (dBµV/m) = Reading Level (dBµV) + Factor (dB)

Factor (dB) = Cable Loss (dB) + Antenna Factor (dB/m)

Site: SIP-AC2	Time: 2020/09/26
Limit: FCC_Part15.209_RE(3m)	Engineer: Stephen Dong
Probe: AC2_Horn 3117_1-18GHz	Polarity: Horizontal
EUT: Robotic Vacuum Cleaner	Power: By Battery
Note: Transmit by 802.11n-HT40 at channel 2422MHz	

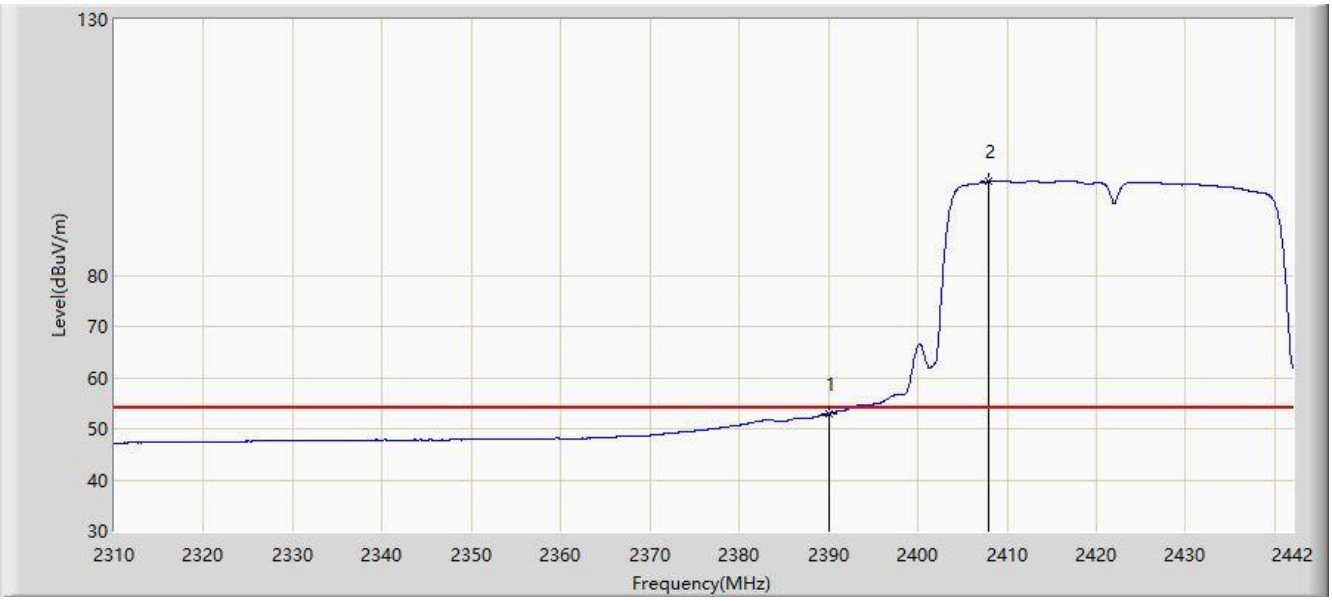

No	Flag	Mark	Frequency (MHz)	Measure Level (dBuV/m)	Reading Level (dBuV)	Margin (dB)	Limit (dBuV/m)	Factor (dB)	Type
1			2390.000	52.858	17.772	-1.142	54.000	35.086	AV
2		*	2407.878	98.301	63.147	N/A	N/A	35.154	AV

Note: Measure Level (dBμV/m) = Reading Level (dBμV) + Factor (dB)

Factor (dB) = Cable Loss (dB) + Antenna Factor (dB/m)

Site: SIP-AC2	Time: 2020/09/26
Limit: FCC_Part15.209_RE(3m)	Engineer: Stephen Dong
Probe: AC2_Horn 3117_1-18GHz	Polarity: Vertical
EUT: Robotic Vacuum Cleaner	Power: By Battery
Note: Transmit by 802.11n-HT40 at channel 2422MHz	

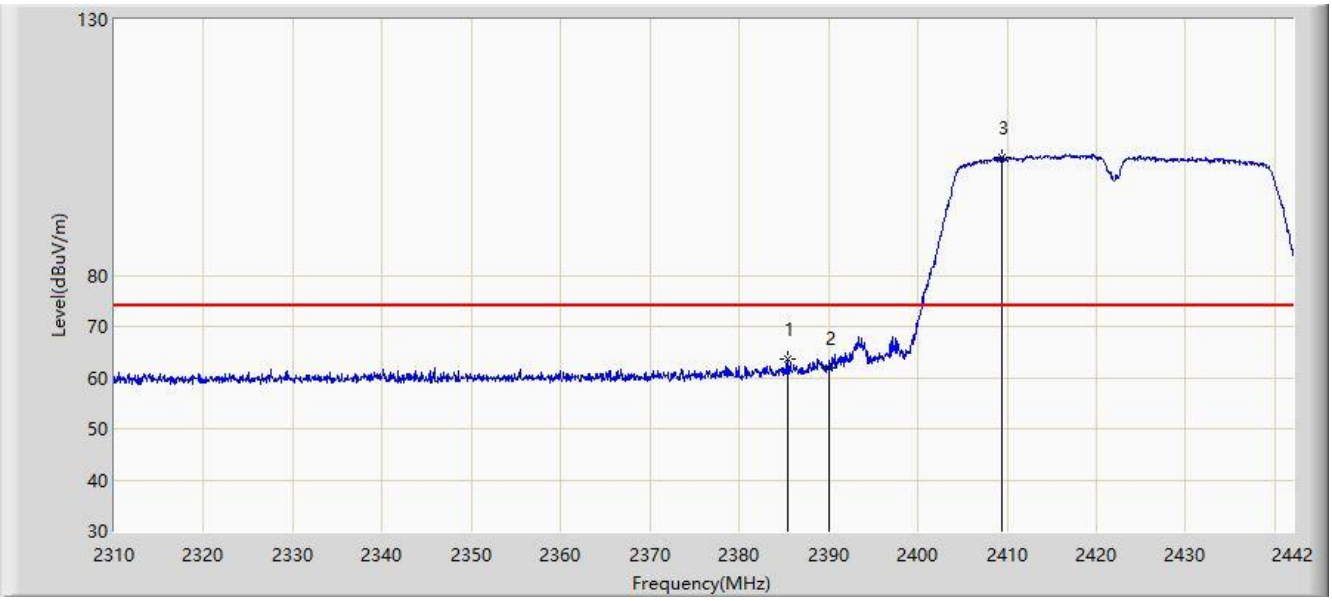

No	Flag	Mark	Frequency (MHz)	Measure Level (dBuV/m)	Reading Level (dBuV)	Margin (dB)	Limit (dBuV/m)	Factor (dB)	Type
1			2385.438	63.708	28.629	-10.292	74.000	35.079	PK
2			2390.000	61.912	26.826	-12.088	74.000	35.086	PK
3		*	2409.462	102.953	67.792	N/A	N/A	35.161	PK

Note: Measure Level (dBμV/m) = Reading Level (dBμV) + Factor (dB)

Factor (dB) = Cable Loss (dB) + Antenna Factor (dB/m)

Site: SIP-AC2	Time: 2020/09/26
Limit: FCC_Part15.209_RE(3m)	Engineer: Stephen Dong
Probe: AC2_Horn 3117_1-18GHz	Polarity: Vertical
EUT: Robotic Vacuum Cleaner	Power: By Battery
Note: Transmit by 802.11n-HT40 at channel 2422MHz	

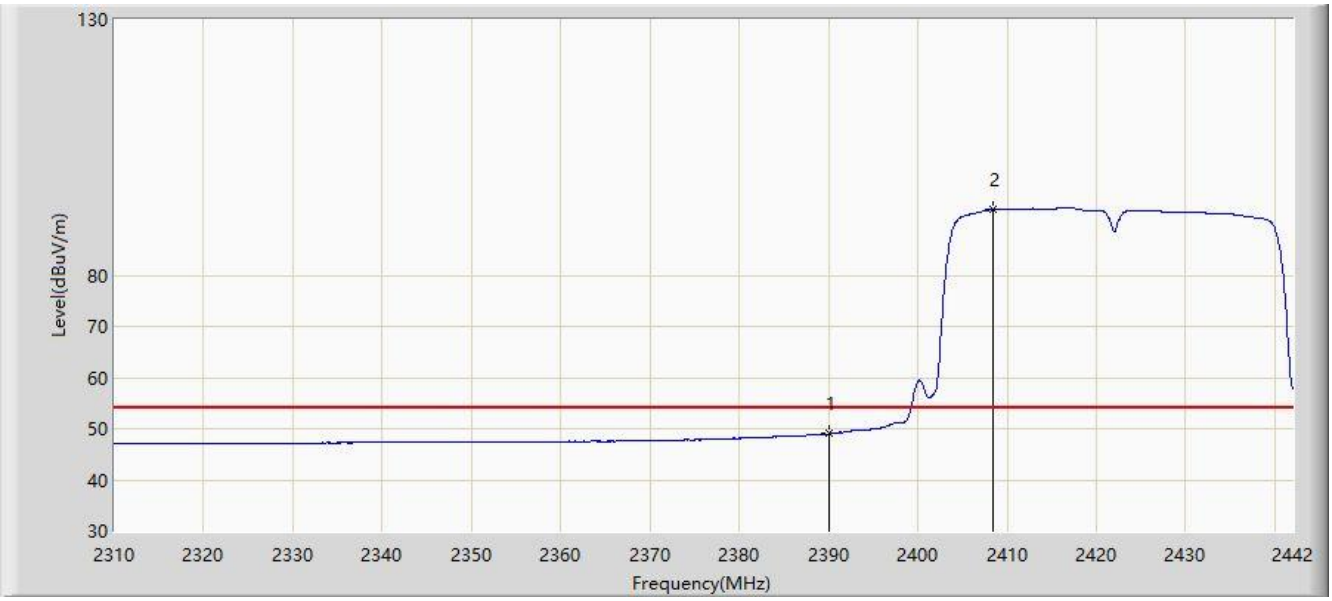

No	Flag	Mark	Frequency (MHz)	Measure Level (dBuV/m)	Reading Level (dBuV)	Margin (dB)	Limit (dBuV/m)	Factor (dB)	Type
1			2390.000	48.992	13.906	-5.008	54.000	35.086	AV
2		*	2408.472	92.891	57.734	N/A	N/A	35.157	AV

Note: Measure Level (dBμV/m) = Reading Level (dBμV) + Factor (dB)

Factor (dB) = Cable Loss (dB) + Antenna Factor (dB/m)

Site: SIP-AC2	Time: 2020/09/26
Limit: FCC_Part15.209_RE(3m)	Engineer: Stephen Dong
Probe: AC2_Horn 3117_1-18GHz	Polarity: Horizontal
EUT: Robotic Vacuum Cleaner	Power: By Battery
Note: Transmit by 802.11n-HT40 at channel 2462MHz	

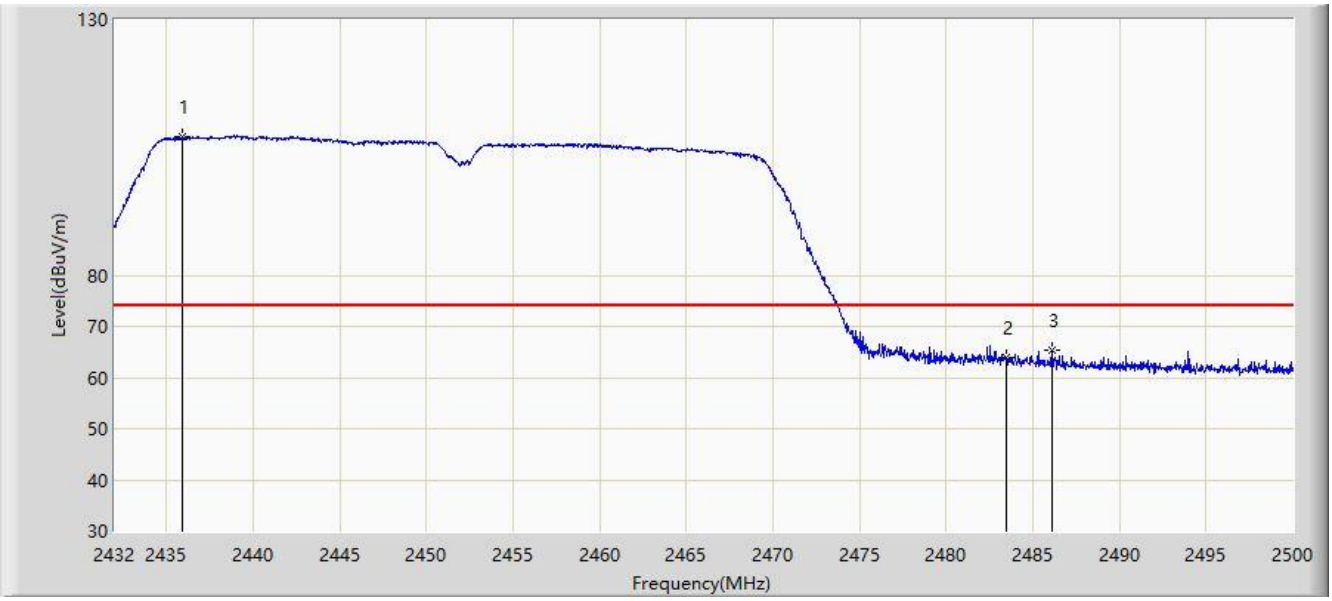

No	Flag	Mark	Frequency (MHz)	Measure Level (dBuV/m)	Reading Level (dBuV)	Margin (dB)	Limit (dBuV/m)	Factor (dB)	Type
1		*	2435.910	107.053	71.829	N/A	N/A	35.224	PK
2			2483.500	63.881	28.625	-10.119	74.000	35.256	PK
3			2486.094	65.238	29.979	-8.762	74.000	35.259	PK

Note: Measure Level (dBµV/m) = Reading Level (dBµV) + Factor (dB)

Factor (dB) = Cable Loss (dB) + Antenna Factor (dB/m)

Site: SIP-AC2	Time: 2020/09/26
Limit: FCC_Part15.209_RE(3m)	Engineer: Stephen Dong
Probe: AC2_Horn 3117_1-18GHz	Polarity: Horizontal
EUT: Robotic Vacuum Cleaner	Power: By Battery
Note: Transmit by 802.11n-HT40 at channel 2462MHz	

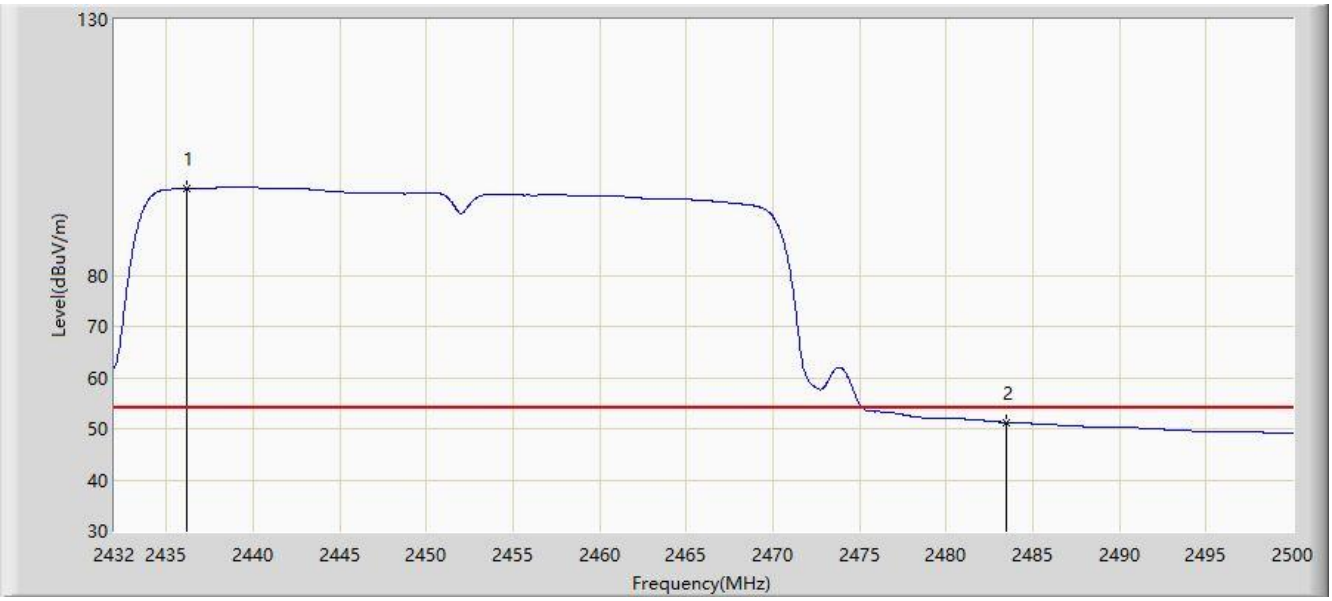

No	Flag	Mark	Frequency (MHz)	Measure Level (dBuV/m)	Reading Level (dBuV)	Margin (dB)	Limit (dBuV/m)	Factor (dB)	Type
1		*	2436.182	96.927	61.703	N/A	N/A	35.224	AV
2			2483.500	51.261	16.005	-2.739	54.000	35.256	AV

Note: Measure Level (dBµV/m) = Reading Level (dBµV) + Factor (dB)

Factor (dB) = Cable Loss (dB) + Antenna Factor (dB/m)

Site: SIP-AC2	Time: 2020/09/26
Limit: FCC_Part15.209_RE(3m)	Engineer: Stephen Dong
Probe: AC2_Horn 3117_1-18GHz	Polarity: Vertical
EUT: Robotic Vacuum Cleaner	Power: By Battery
Note: Transmit by 802.11n-HT40 at channel 2462MHz	

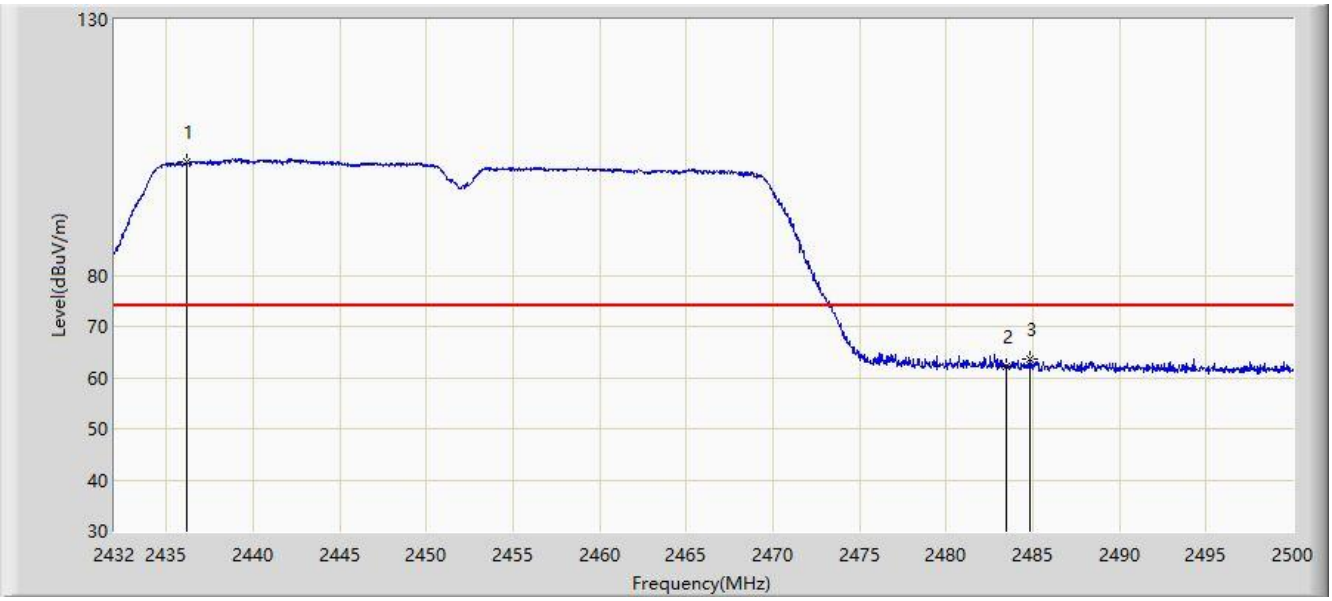

No	Flag	Mark	Frequency (MHz)	Measure Level (dBuV/m)	Reading Level (dBuV)	Margin (dB)	Limit (dBuV/m)	Factor (dB)	Type
1		*	2436.182	102.216	66.992	N/A	N/A	35.224	PK
2			2483.500	62.270	27.014	-11.730	74.000	35.256	PK
3			2484.802	63.610	28.352	-10.390	74.000	35.258	PK

Note: Measure Level (dBµV/m) = Reading Level (dBµV) + Factor (dB)

Factor (dB) = Cable Loss (dB) + Antenna Factor (dB/m)

Site: SIP-AC2	Time: 2020/09/26
Limit: FCC_Part15.209_RE(3m)	Engineer: Stephen Dong
Probe: AC2_Horn 3117_1-18GHz	Polarity: Vertical
EUT: Robotic Vacuum Cleaner	Power: By Battery
Note: Transmit by 802.11n-HT40 at channel 2462MHz	

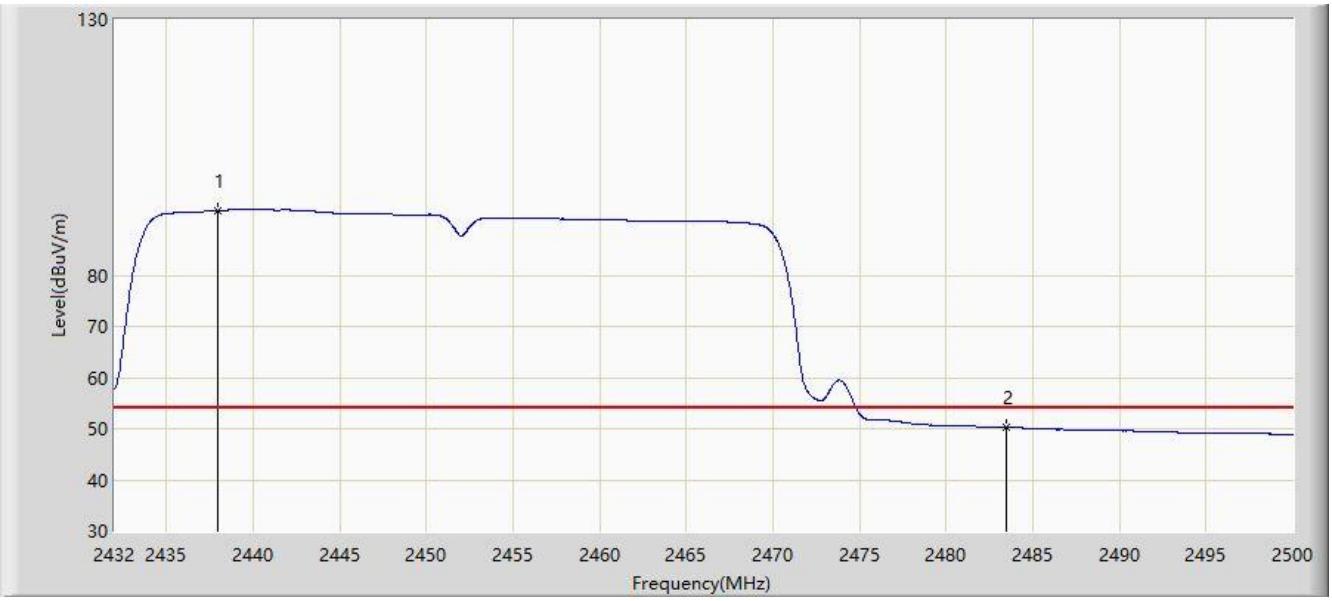

No	Flag	Mark	Frequency (MHz)	Measure Level (dBuV/m)	Reading Level (dBuV)	Margin (dB)	Limit (dBuV/m)	Factor (dB)	Type
1		*	2437.984	92.688	57.463	N/A	N/A	35.225	AV
2			2483.500	50.218	14.962	-3.782	54.000	35.256	AV

Note: Measure Level (dBµV/m) = Reading Level (dBµV) + Factor (dB)

Factor (dB) = Cable Loss (dB) + Antenna Factor (dB/m)

6.8. AC Conducted Emissions Measurement

6.8.1.Test Limit

FCC Part 15 Subpart C Paragraph 15.207 & RSS-Gen Paragraph 8.8 Limits		
Frequency (MHz)	QP (dBμV)	Average (dBμV)
0.15 - 0.50	66 - 56	56 - 46
0.50 - 5.0	56	46
5.0 - 30	60	50
Note 1: The lower limit shall apply at the transition frequencies. Note 2: The limit decreases linearly with the logarithm of the frequency in the range 0.15MHz to 0.5MHz.		

6.8.2.Test Setup

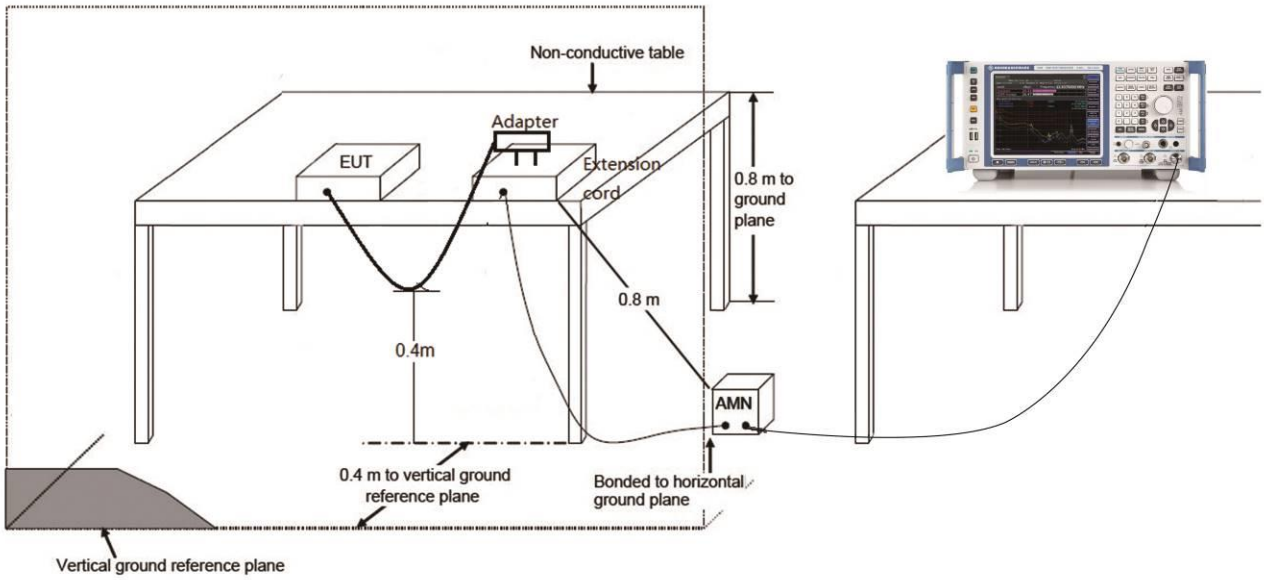

6.8.3.Test Result

Site: SIP-SR2	Time: 2020/11/24
Limit: FCC_Part15.207_CE_AC Power	Engineer: Kyrie Xie
Probe: ENV216_101684_Filter On	Polarity: Line
EUT: Robotic Vacuum Cleaner	Power: AC 120V/60Hz
Test Mode: Transmit by 802.11n-HT20 at channel 2412MHz	

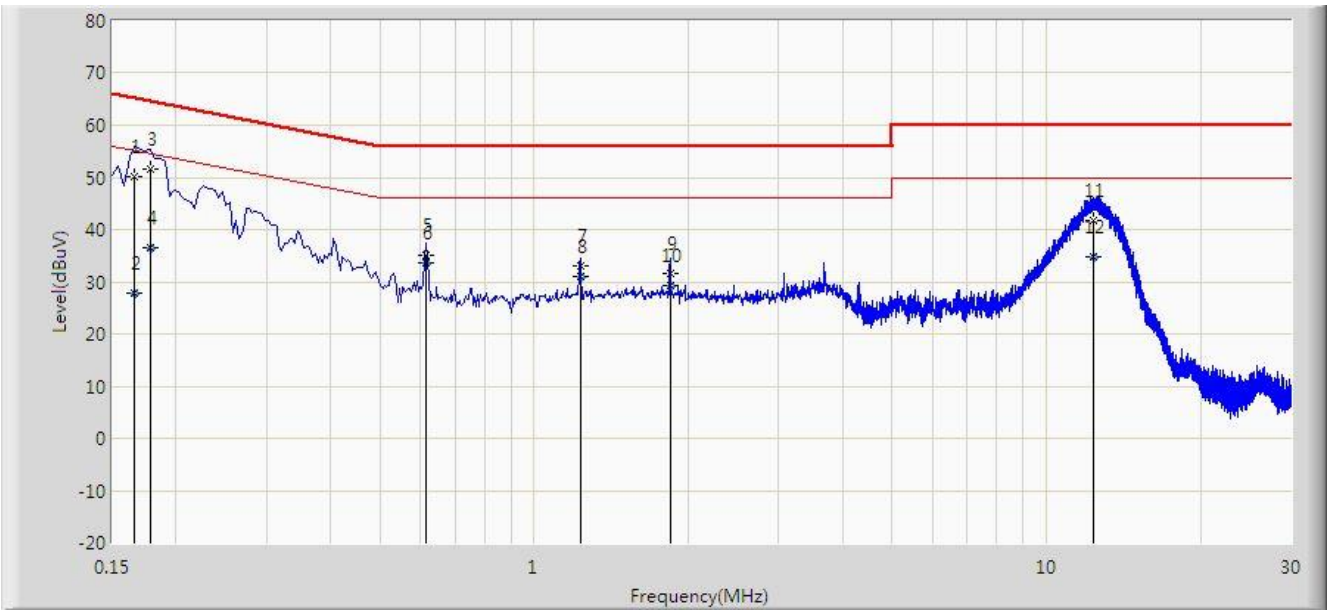

No	Flag	Mark	Frequency (MHz)	Measure Level (dBuV)	Reading Level (dBuV)	Margin (dB)	Limit (dBuV)	Factor (dB)	Type
1			0.166	50.041	39.979	-15.117	65.158	10.062	QP
2			0.166	27.874	17.812	-27.284	55.158	10.062	AV
3			0.178	51.568	41.531	-13.010	64.578	10.037	QP
4			0.178	36.538	26.501	-18.041	54.578	10.037	AV
5			0.614	35.004	24.876	-20.996	56.000	10.129	QP
6		*	0.614	33.722	23.593	-12.278	46.000	10.129	AV
7			1.230	33.120	23.170	-22.880	56.000	9.950	QP
8			1.230	30.942	20.992	-15.058	46.000	9.950	AV
9			1.842	31.580	21.646	-24.420	56.000	9.934	QP
10			1.842	29.194	19.261	-16.806	46.000	9.934	AV
11			12.318	41.870	31.878	-18.130	60.000	9.992	QP
12			12.318	34.717	24.725	-15.283	50.000	9.992	AV

Note: Measure Level (dBμV) = Reading Level (dBμV) + Factor (dB)

Factor (dB) = Cable Loss (dB) + LISN Factor (dB)

Site: SIP-SR2	Time: 2020/11/24
Limit: FCC_Part15.207_CE_AC Power	Engineer: Kyrie Xie
Probe: ENV216_101684_Filter On	Polarity: Neutral
EUT: Robotic Vacuum Cleaner	Power: AC 120V/60Hz
Test Mode: Transmit by 802.11n-HT20 at channel 2412MHz	

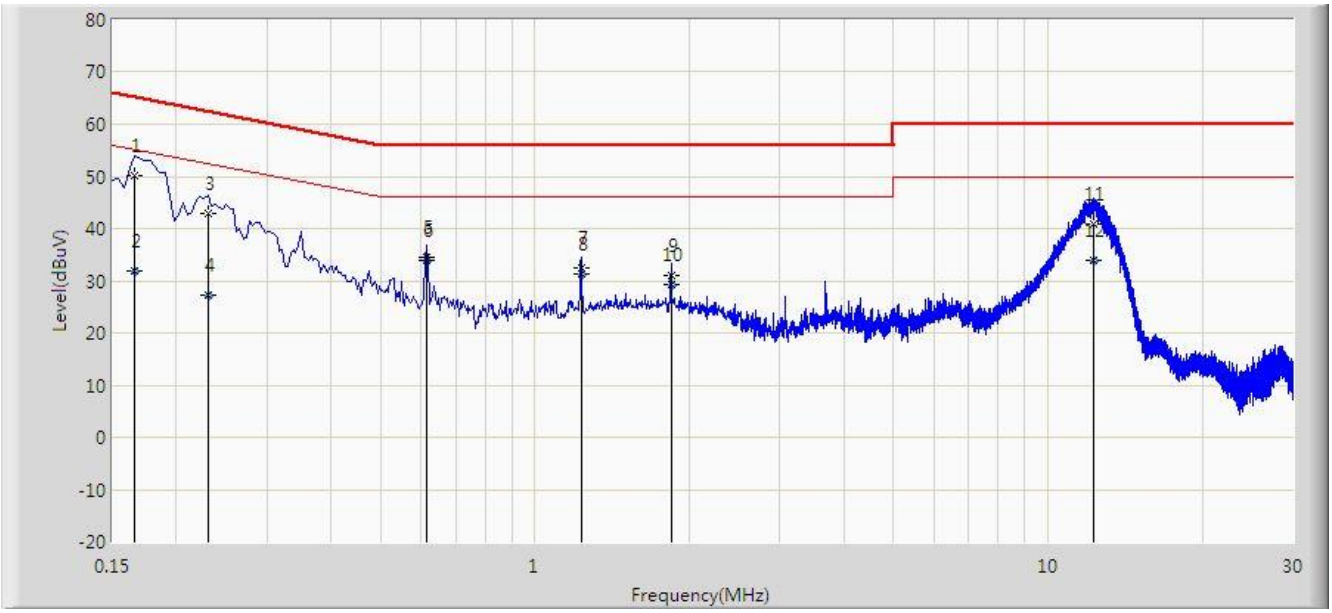

No	Flag	Mark	Frequency (MHz)	Measure Level (dBuV)	Reading Level (dBuV)	Margin (dB)	Limit (dBuV)	Factor (dB)	Type
1			0.166	50.169	40.095	-14.989	65.158	10.073	QP
2			0.166	31.866	21.792	-23.293	55.158	10.073	AV
3			0.230	42.840	32.880	-19.610	62.450	9.959	QP
4			0.230	27.104	17.145	-25.345	52.450	9.959	AV
5			0.614	34.408	24.253	-21.592	56.000	10.155	QP
6		*	0.614	33.884	23.730	-12.116	46.000	10.155	AV
7			1.230	32.432	22.471	-23.568	56.000	9.961	QP
8			1.230	31.381	21.420	-14.619	46.000	9.961	AV
9			1.842	31.042	21.094	-24.958	56.000	9.948	QP
10			1.842	29.287	19.339	-16.713	46.000	9.948	AV
11			12.306	41.005	30.993	-18.995	60.000	10.012	QP
12			12.306	33.864	23.852	-16.136	50.000	10.012	AV

Note: Measure Level (dBμV) = Reading Level (dBμV) + Factor (dB)

Factor (dB) = Cable Loss (dB) + LISN Factor (dB)

7. CONCLUSION

The data collected relate only the item(s) tested and show that the device is in compliance with the requirements specified in §15.247 of the FCC Rules and RSS-247 of the ISED rules.

The End

Appendix A - Test Setup Photograph

Refer to “2009RSU063-U2-UT” file.

Appendix B - EUT Photograph

Refer to “2009RSU063-U2-UE” file.