6.6.5.Test Result

Test Site	SIP-AC3	Test Engineer	Yien Qian
Test Mode	802.11b	Test Date	2021/05/11
Test Channel	01		
Remark:	1. Average measurement was not performed if peak level lower than average limit. 2. Other frequency was 20dB below limit line within 1-18GHz, there is not show in the report.		

Mark	Frequency (MHz)	Reading Level (dBμV)	Factor (dB)	Measure Level (dBμV/m)	Limit (dBμV/m)	Margin (dB)	Detector	Polarization
	4825.0	62.9	-8.8	54.1	74	-19.9	Peak	Horizontal
	4825.0	60.9	-8.8	52.1	54	-1.9	Average	Horizontal
	7630.0	50.6	-5.1	45.5	74	-28.5	Peak	Horizontal
	12220.0	50.2	-1.9	48.3	74	-25.7	Peak	Horizontal
	4825.0	61.6	-8.8	52.8	74	-21.2	Peak	Vertical
	7511.0	51.9	-5.4	46.5	74	-27.5	Peak	Vertical
	11642.0	49.3	-2.7	46.6	74	-27.4	Peak	Vertical

Note: Measure Level (dBμV/m) = Reading Level (dBμV) + Factor (dB)

Factor (dB) = Cable Loss (dB) + Antenna Factor (dB/m) - Pre_Amplifier Gain (dB)

Test Site	SIP-AC3	Test Engineer	Yien Qian
Test Mode	802.11b	Test Date	2021/05/11
Test Channel	06		
Remark:	1. Average measurement was not performed if peak level lower than average limit. 2. Other frequency was 20dB below limit line within 1-18GHz, there is not show in the report.		

Mark	Frequency (MHz)	Reading Level (dBμV)	Factor (dB)	Measure Level (dBμV/m)	Limit (dBμV/m)	Margin (dB)	Detector	Polarization
	4876.0	56.7	-8.7	48.0	74	-26.0	Peak	Horizontal
	7647.0	50.9	-5.0	45.9	74	-28.1	Peak	Horizontal
	11897.0	50.0	-2.2	47.8	74	-26.2	Peak	Horizontal
	4876.0	59.6	-8.7	50.9	74	-23.1	Peak	Vertical
	7570.5	48.5	-5.3	43.2	74	-30.8	Peak	Vertical
	12092.5	48.8	-2.1	46.7	74	-27.3	Peak	Vertical

Note: Measure Level (dBμV/m) = Reading Level (dBμV) + Factor (dB)

Factor (dB) = Cable Loss (dB) + Antenna Factor (dB/m) - Pre_Amplifier Gain (dB)

Test Site	SIP-AC3	Test Engineer	Yien Qian
Test Mode	802.11b	Test Date	2021/05/11
Test Channel	11		
Remark:	1. Average measurement was not performed if peak level lower than average limit. 2. Other frequency was 20dB below limit line within 1-18GHz, there is not show in the report.		

Mark	Frequency (MHz)	Reading Level (dBμV)	Factor (dB)	Measure Level (dBμV/m)	Limit (dBμV/m)	Margin (dB)	Detector	Polarization
	4927.0	61.1	-8.6	52.5	74	-21.5	Peak	Horizontal
	7562.0	48.5	-5.3	43.2	74	-30.8	Peak	Horizontal
	11633.5	48.0	-2.8	45.2	74	-28.8	Peak	Horizontal
	4927.0	61.7	-8.6	53.1	74	-20.9	Peak	Vertical
	7511.0	50.6	-5.4	45.2	74	-28.8	Peak	Vertical
	11786.5	50.7	-2.6	48.1	74	-25.9	Peak	Vertical
Note: Measure Level (dBμV/m) = Reading Level (dBμV) + Factor (dB) Factor (dB) = Cable Loss (dB) + Antenna Factor (dB/m) - Pre_Amplifier Gain (dB)								

Test Site	SIP-AC3	Test Engineer	Yien Qian
Test Mode	802.11g	Test Date	2021/05/11
Test Channel	01		
Remark:	1. Average measurement was not performed if peak level lower than average limit. 2. Other frequency was 20dB below limit line within 1-18GHz, there is not show in the report.		

Mark	Frequency (MHz)	Reading Level (dBμV)	Factor (dB)	Measure Level (dBμV/m)	Limit (dBμV/m)	Margin (dB)	Detector	Polarization
	4825.0	60.2	-8.8	51.4	74	-22.6	Peak	Horizontal
	7502.5	49.6	-5.5	44.1	74	-29.9	Peak	Horizontal
	11795.0	48.7	-2.5	46.2	74	-27.8	Peak	Horizontal
	4825.0	56.0	-8.8	47.2	74	-26.8	Peak	Vertical
	7536.5	50.2	-5.4	44.8	74	-29.2	Peak	Vertical
	11327.5	48.8	-3.0	45.8	74	-28.2	Peak	Vertical

Note: Measure Level (dBμV/m) = Reading Level (dBμV) + Factor (dB)

Factor (dB) = Cable Loss (dB) + Antenna Factor (dB/m) - Pre_Amplifier Gain (dB)

Test Site	SIP-AC3	Test Engineer	Yien Qian
Test Mode	802.11g	Test Date	2021/05/11
Test Channel	06		
Remark:	1. Average measurement was not performed if peak level lower than average limit. 2. Other frequency was 20dB below limit line within 1-18GHz, there is not show in the report.		

Mark	Frequency (MHz)	Reading Level (dBμV)	Factor (dB)	Measure Level (dBμV/m)	Limit (dBμV/m)	Margin (dB)	Detector	Polarization
	4876.0	55.9	-8.7	47.2	74	-26.8	Peak	Horizontal
	7655.5	51.3	-5.0	46.3	74	-27.7	Peak	Horizontal
	11990.5	51.1	-2.1	49.0	74	-25.0	Peak	Horizontal
	4876.0	56.9	-8.7	48.2	74	-25.8	Peak	Vertical
	7519.5	51.0	-5.4	45.6	74	-28.4	Peak	Vertical
	12101.0	50.4	-2.0	48.4	74	-25.6	Peak	Vertical

Note: Measure Level (dBμV/m) = Reading Level (dBμV) + Factor (dB)

Factor (dB) = Cable Loss (dB) + Antenna Factor (dB/m) - Pre_Amplifier Gain (dB)

Test Site	SIP-AC3	Test Engineer	Yien Qian
Test Mode	802.11g	Test Date	2021/05/11
Test Channel	11		
Remark:	1. Average measurement was not performed if peak level lower than average limit. 2. Other frequency was 20dB below limit line within 1-18GHz, there is not show in the report.		

Mark	Frequency (MHz)	Reading Level (dBμV)	Factor (dB)	Measure Level (dBμV/m)	Limit (dBμV/m)	Margin (dB)	Detector	Polarization
	4927.0	55.3	-8.6	46.7	74	-27.3	Peak	Horizontal
	7570.5	50.3	-5.3	45.0	74	-29.0	Peak	Horizontal
	11548.5	50.0	-2.9	47.1	74	-26.9	Peak	Horizontal
	4927.0	56.2	-8.6	47.6	74	-26.4	Peak	Vertical
	7468.5	51.1	-5.6	45.5	74	-28.5	Peak	Vertical
	11489.0	49.3	-2.6	46.7	74	-27.3	Peak	Vertical

Note: Measure Level (dBμV/m) = Reading Level (dBμV) + Factor (dB)

Factor (dB) = Cable Loss (dB) + Antenna Factor (dB/m) - Pre_Amplifier Gain (dB)

Test Site	SIP-AC3	Test Engineer	Yien Qian
Test Mode	802.11n-HT20	Test Date	2021/05/11
Test Channel	01		
Remark:	1. Average measurement was not performed if peak level lower than average limit. 2. Other frequency was 20dB below limit line within 1-18GHz, there is not show in the report.		

Mark	Frequency (MHz)	Reading Level (dBμV)	Factor (dB)	Measure Level (dBμV/m)	Limit (dBμV/m)	Margin (dB)	Detector	Polarization
	4825.0	53.5	-8.8	44.7	74	-29.3	Peak	Horizontal
	7613.0	51.2	-5.1	46.1	74	-27.9	Peak	Horizontal
	11429.5	49.4	-3.2	46.2	74	-27.8	Peak	Horizontal
	4825.0	53.9	-8.8	45.1	74	-28.9	Peak	Vertical
	7638.5	52.0	-5.1	46.9	74	-27.1	Peak	Vertical
	11897.0	50.1	-2.2	47.9	74	-26.1	Peak	Vertical

Note: Measure Level (dBμV/m) = Reading Level (dBμV) + Factor (dB)

Factor (dB) = Cable Loss (dB) + Antenna Factor (dB/m) - Pre_Amplifier Gain (dB)

Test Site	SIP-AC3	Test Engineer	Yien Qian
Test Mode	802.11n-HT20	Test Date	2021/05/11
Test Channel	06		
Remark:	1. Average measurement was not performed if peak level lower than average limit. 2. Other frequency was 20dB below limit line within 1-18GHz, there is not show in the report.		

Mark	Frequency (MHz)	Reading Level (dBμV)	Factor (dB)	Measure Level (dBμV/m)	Limit (dBμV/m)	Margin (dB)	Detector	Polarization
	4876.0	55.0	-8.7	46.3	74	-27.7	Peak	Horizontal
	7706.5	50.9	-5.0	45.9	74	-28.1	Peak	Horizontal
	12407.0	50.1	-1.5	48.6	74	-25.4	Peak	Horizontal
	4876.0	57.2	-8.7	48.5	74	-25.5	Peak	Vertical
	7400.5	52.0	-5.8	46.2	74	-27.8	Peak	Vertical
	11778.0	51.0	-2.6	48.4	74	-25.6	Peak	Vertical

Note: Measure Level (dBμV/m) = Reading Level (dBμV) + Factor (dB)

Factor (dB) = Cable Loss (dB) + Antenna Factor (dB/m) - Pre_Amplifier Gain (dB)

Test Site	SIP-AC3	Test Engineer	Yien Qian
Test Mode	802.11n-HT20	Test Date	2021/05/11
Test Channel	11		
Remark:	1. Average measurement was not performed if peak level lower than average limit. 2. Other frequency was 20dB below limit line within 1-18GHz, there is not show in the report.		

Mark	Frequency (MHz)	Reading Level (dBμV)	Factor (dB)	Measure Level (dBμV/m)	Limit (dBμV/m)	Margin (dB)	Detector	Polarization
	4918.1	54.3	-8.6	45.7	74	-28.3	Peak	Horizontal
	4918.1	52.1	-8.6	43.5	54	-10.5	Average	Horizontal
	7519.5	51.5	-5.4	46.1	74	-27.9	Peak	Horizontal
	12126.5	50.3	-2.2	48.1	74	-25.9	Peak	Horizontal
	4927.0	55.0	-8.6	46.4	74	-27.6	Peak	Vertical
	7536.5	49.7	-5.4	44.3	74	-29.7	Peak	Vertical
	12186.0	50.6	-2.2	48.4	74	-25.6	Peak	Vertical

Note: Measure Level (dBμV/m) = Reading Level (dBμV) + Factor (dB)

Factor (dB) = Cable Loss (dB) + Antenna Factor (dB/m) - Pre_Amplifier Gain (dB)

The Result of Radiated Emission below 1GHz:

Site: SIP-AC3	Time: 2021/05/14
Limit: FCC_Part15.209_RSE(3m)	Engineer: Kyrie Xie
Probe: SIP-AC3_VULB 9168_30-1000MHz	Polarity: Horizontal
EUT: Robotic Vacuum Cleaner	Power: By Battery
Test Mode: Transmit by 802.11b at channel 2412MHz	

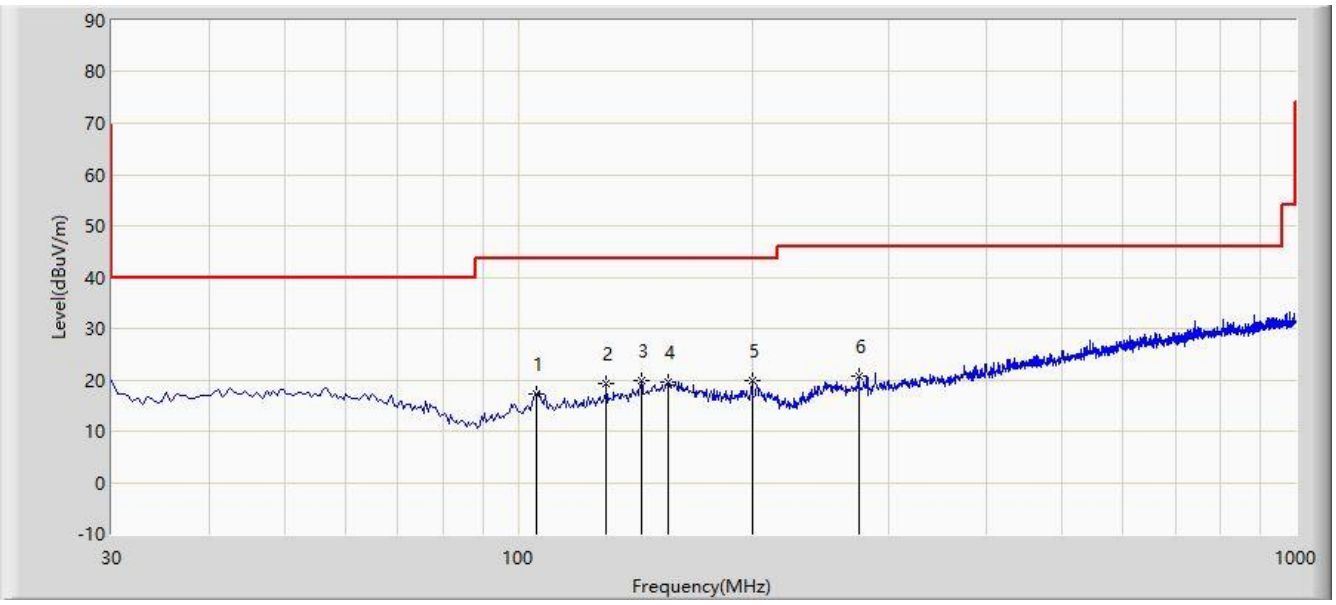

No	Flag	Mark	Frequency (MHz)	Measure Level (dBμV/m)	Reading Level (dBμV)	Margin (dB)	Limit (dBμV/m)	Factor (dB)	Type
1			105.660	17.322	3.033	-26.178	43.500	14.289	PK
2			129.910	19.253	2.881	-24.247	43.500	16.372	PK
3		*	143.975	19.823	1.937	-23.677	43.500	17.887	PK
4			156.100	19.583	1.475	-23.917	43.500	18.108	PK
5			199.750	19.769	4.970	-23.731	43.500	14.799	PK
6			273.955	20.597	2.907	-25.403	46.000	17.691	PK

Note 1: Measure Level (dBμV/m) = Reading Level (dBμV) + Factor (dB)

Factor (dB) = Cable Loss (dB) + Antenna Factor (dB/m)

Note 2: The amplitude of radiated emissions (frequency range from 9kHz to 30MHz and 18GHz to 25GHz) is that proximity to ambient noise, which also are attenuated more than 20 dB below the permissible value. Therefore, the data is not presented in the report.

Site: SIP-AC3	Time: 2021/05/14
Limit: FCC_Part15.209_RSE(3m)	Engineer: Kyrie Xie
Probe: SIP-AC3_VULB 9168_30-1000MHz	Polarity: Vertical
EUT: Robotic Vacuum Cleaner	Power: By Battery
Test Mode: Transmit by 802.11b at channel 2412MHz	

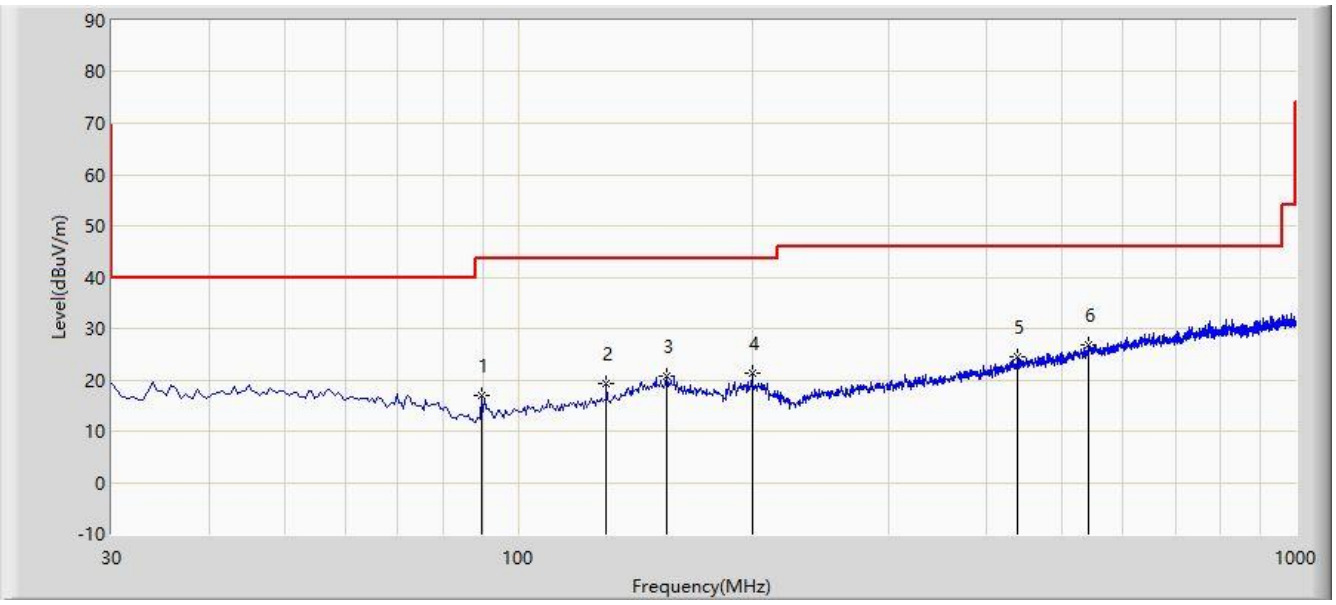

No	Flag	Mark	Frequency (MHz)	Measure Level (dBμV/m)	Reading Level (dBμV)	Margin (dB)	Limit (dBμV/m)	Factor (dB)	Type
1			89.655	17.066	5.150	-26.434	43.500	11.916	PK
2			129.910	19.360	2.988	-24.140	43.500	16.372	PK
3			155.130	20.629	2.471	-22.871	43.500	18.158	PK
4			199.750	21.226	6.427	-22.274	43.500	14.799	PK
5			438.370	24.636	2.612	-21.364	46.000	22.024	PK
6		*	541.190	26.865	3.147	-19.135	46.000	23.718	PK

Note 1: Measure Level (dBμV/m) = Reading Level (dBμV) + Factor (dB)

Factor (dB) = Cable Loss (dB) + Antenna Factor (dB/m)

Note 2: The amplitude of radiated emissions (frequency range from 9kHz to 30MHz and 18GHz to 25GHz) is that proximity to ambient noise, which also are attenuated more than 20 dB below the permissible value. Therefore, the data is not presented in the report.

6.7. Radiated Restricted Band Edge Measurement

6.7.1.Test Limit

For 15.205 requirement:

Radiated emissions which fall in the restricted bands, as defined in Section 15.205(a) of FCC part 15, must also comply with the radiated emission limits specified in Section 15.209(a).

Frequency (MHz)	Frequency (MHz)	Frequency (MHz)	Frequency (GHz)
0.090 - 0.110	16.42 - 16.423	399.9 - 410	4.5 - 5.15
[1] 0.495 - 0.505	16.69475 - 16.69525	608 - 614	5.35 - 5.46
2.1735 - 2.1905	16.80425 - 16.80475	960 - 1240	7.25 - 7.75
4.125 - 4.128	25.5 - 25.67	1300 - 1427	8.025 - 8.5
4.17725 - 4.17775	37.5 - 38.25	1435 - 1626.5	9.0 - 9.2
4.20725 - 4.20775	73 - 74.6	1645.5 - 1646.5	9.3 - 9.5
6.215 - 6.218	74.8 - 75.2	1660 - 1710	10.6 - 12.7
6.26775 - 6.26825	108 - 121.94	1718.8 - 1722.2	13.25 - 13.4
6.31175 - 6.31225	123 - 138	2200 - 2300	14.47 - 14.5
8.291 - 8.294	149.9 - 150.05	2310 - 2390	15.35 - 16.2
8.362 - 8.366	156.52475 - 156.52525	2483.5 - 2500	17.7 - 21.4
8.37625 - 8.38675	156.7 - 156.9	2690 - 2900	22.01 - 23.12
8.41425 - 8.41475	162.0125 - 167.17	3260 - 3267	23.6 - 24.0
12.29 - 12.293	167.72 - 173.2	3332 - 3339	31.2 - 31.8
12.51975 - 12.52025	240 - 285	3345.8 - 3358	36.43 - 36.5
12.57675 - 12.57725	322 - 335.4	3600 - 4400	([2])
13.36 - 13.41	--	--	--

All out of band emissions appearing in a restricted band as specified in Section 15.205 of the Title 47CFR must not exceed the limits shown in Table per Section 15.209.

FCC Part 15 Subpart C Paragraph 15.209		
Frequency [MHz]	Field Strength [uV/m]	Measured Distance [Meters]
0.009 - 0.490	2400/F (kHz)	300
0.490 - 1.705	24000/F (kHz)	30
1.705 - 30	30	30
30 - 88	100	3
88 - 216	150	3
216 - 960	200	3
Above 960	500	3

For RSS-Gen Section 8.10 requirement:

Radiated emissions which fall in the restricted bands, as defined in Section 8.10of RSS-Gen, must also comply with the radiated emission limits specified in Section 8.9.

Frequency (MHz)	Frequency (MHz)	Frequency (GHz)
0.009 - 0.110	149.9 - 150.05	9.0 - 9.2
0.495 - 0.505	156.52475 - 156.52525	9.3 - 9.5
2.1735 - 2.1905	156.7 - 156.9	10.6 - 12.7
3.020 - 3.026	162.0125 - 167.17	13.25 - 13.4
4.125 - 4.128	167.72 - 173.2	14.47 - 14.5
4.17725 - 4.17775	240 - 285	15.35 - 16.2
4.20725 - 4.20775	322 - 335.4	17.7 - 21.4
5.677 - 5.683	399.9 - 410	22.01 - 23.12
6.215 - 6.218	608 - 614	23.6 - 24.0
6.26775 - 6.26825	960 - 1427	31.2 - 31.8
6.31175 - 6.31225	1435 - 1626.5	36.43 - 36.5
8.291 - 8.294	1645.5 - 1646.5	Above 38.6
8.362 - 8.366	1660 - 1710	* Certain frequency bands listed in table 7 and in bands above 38.6 GHz are designated for license exempt applications. These frequency bands and the requirements that apply to related devices are set out in the 200 and 300 series of RSSs.
8.37625 - 8.38675	1718.8 -1722.2	
8.41425 - 8.41475	2200 - 2300	
12.29 - 12.293	2310 -2390	
12.51975 - 12.52025	2483.5 -2500	
12.57675 - 12.57725	2655 - 2900	
13.36 -13.41	3260 - 3267	
16.42 - 16.423	3332 -3339	
16.69475 - 16.69525	3345.8 - 3358	
16.80425 - 16.80475	3500 - 4400	
25.5 - 25.67	4500 - 5150	
37.5 - 38.25	5350 - 5460	
73 - 74.6	7250 - 7750	
74.8 - 75.2	8025 - 8500	
108 - 138		

All out of band emissions appearing in a restricted band as specified in Section 8.10 of the RSS-Gen must not exceed the limits shown in Table per Section 8.9.

RSS-Gen Section 8.9			
Frequency (MHz)	Field Strength (μV/m)	Magnetic Field Strength (H-Field) (μA/m)	Measured Distance (m)
0.009 - 0.490 1	--	6.37/F (F in kHz)	300
0.490 - 1.705	--	6.37/F (F in kHz)	30
1.705 - 30	--	0.08	30
30 - 88	100	--	3
88 - 216	150	--	3
216 - 960	200	--	3
Above 960	500	--	3

6.7.2.Test Procedure Used

ANSI C63.10-2013 Section 6.3 (General Requirements)

ANSI C63.10-2013 Section 6.6 (Standard test method above 1GHz)

6.7.3.Test Setting

Peak Field Strength Measurements

1. Analyzer center frequency was set to the frequency of the radiated spurious emission of interest
2. RBW = 1MHz
3. VBW = 3MHz
4. Detector = peak
5. Sweep time = auto couple
6. Trace mode = max hold
7. Trace was allowed to stabilize

Average Field Strength Measurements

1. Analyzer center frequency was set to the frequency of the radiated spurious emission of interest
2. RBW = 1MHz
3. VBW ≥ 1/T
4. As an alternative, the instrument may be set to linear detector mode. Ensure that video filtering is applied in linear voltage domain (rather than in a log or dB domain). Some instruments require linear display mode in order to accomplish this. Others have a setting for Average-VBW Type, which can be set to “Voltage” regardless of the display mode
5. Detector = Peak
6. Sweep time = auto
7. Trace mode = max hold
8. Allow max hold to run for at least 50 times (1/duty cycle) traces

6.7.4.Test Setup

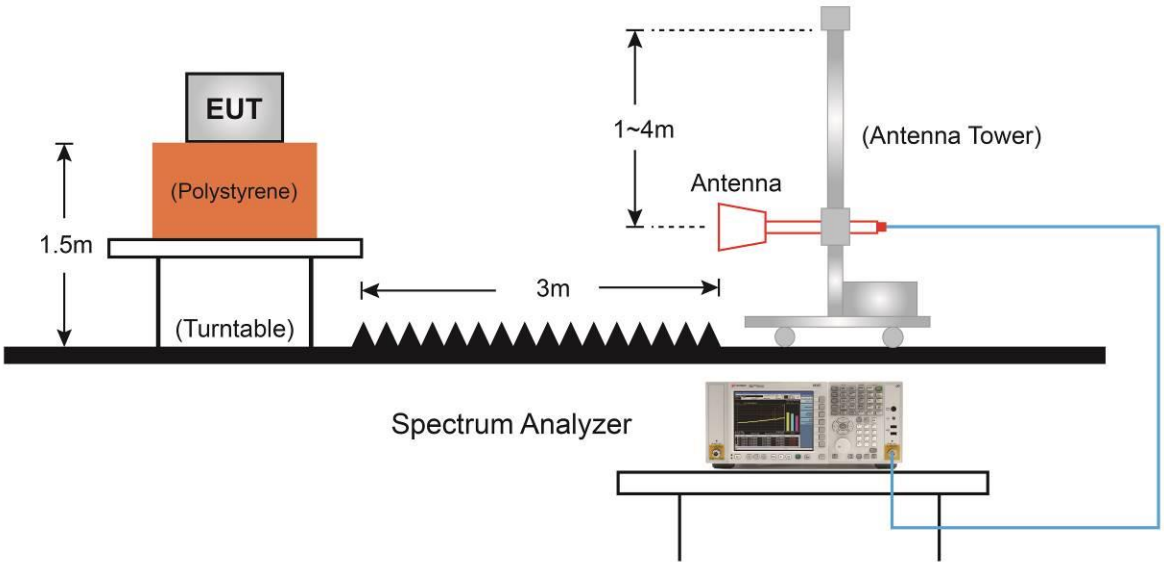

6.7.5.Test Result

Site: SIP-AC3	Time: 2021/05/10 - 10:51
Limit: FCC_Part15_15.209 RSE(3m)	Engineer: Yien Qian
Probe: SIP-AC3_HF907_102861_1-18GHz	Polarity: Horizontal
EUT: Robotic Vacuum Cleaner	Power: By Battery
Test Mode: Transmit by 802.11b at Channel 2412MHz	

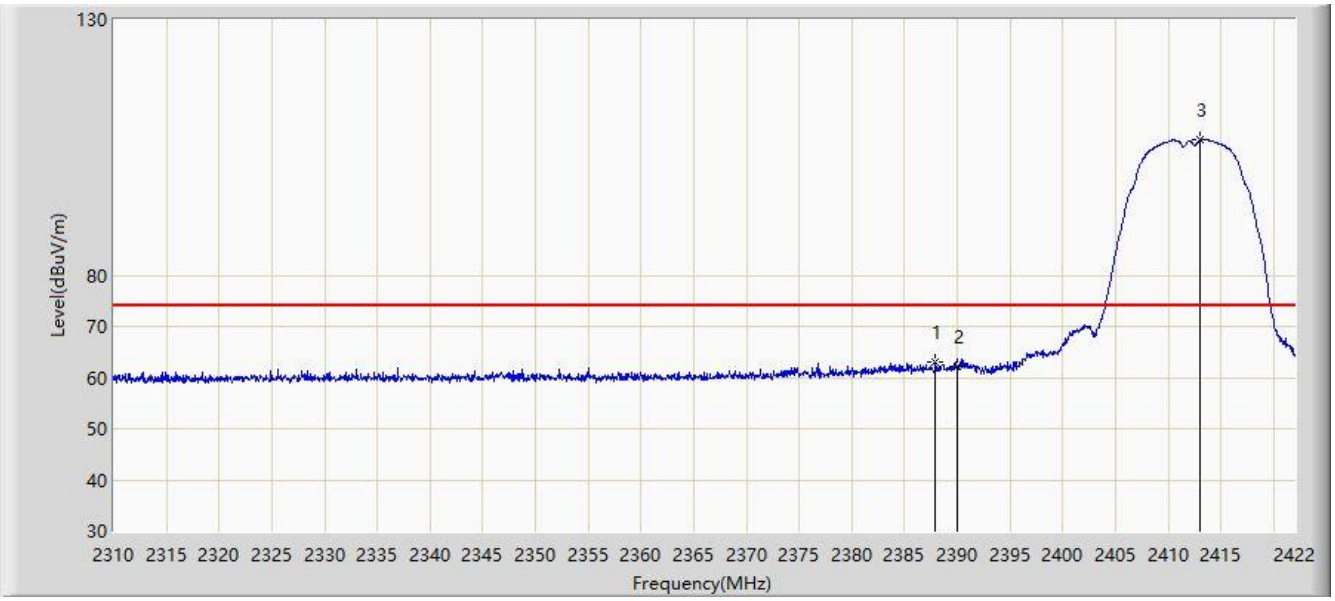

No	Flag	Mark	Frequency (MHz)	Measure Level (dBµV/m)	Reading Level (dBµV)	Margin (dB)	Limit (dBµV/m)	Factor (dB)	Type
1			2387.952	63.026	30.772	-10.974	74.000	32.254	PK
2			2390.000	62.108	29.843	-11.892	74.000	32.265	PK
3		*	2413.040	106.380	73.997	N/A	N/A	32.383	PK

Note: Measure Level (dBµV/m) = Reading Level (dBµV) + Factor (dB)

Factor (dB) = Cable Loss (dB) + Antenna Factor (dB/m)

Site: SIP-AC3	Time: 2021/05/10 - 11:08
Limit: FCC_Part15_15.209 RSE(3m)	Engineer: Yien Qian
Probe: SIP-AC3_HF907_102861_1-18GHz	Polarity: Horizontal
EUT: Robotic Vacuum Cleaner	Power: By Battery
Test Mode: Transmit by 802.11b at Channel 2412MHz	

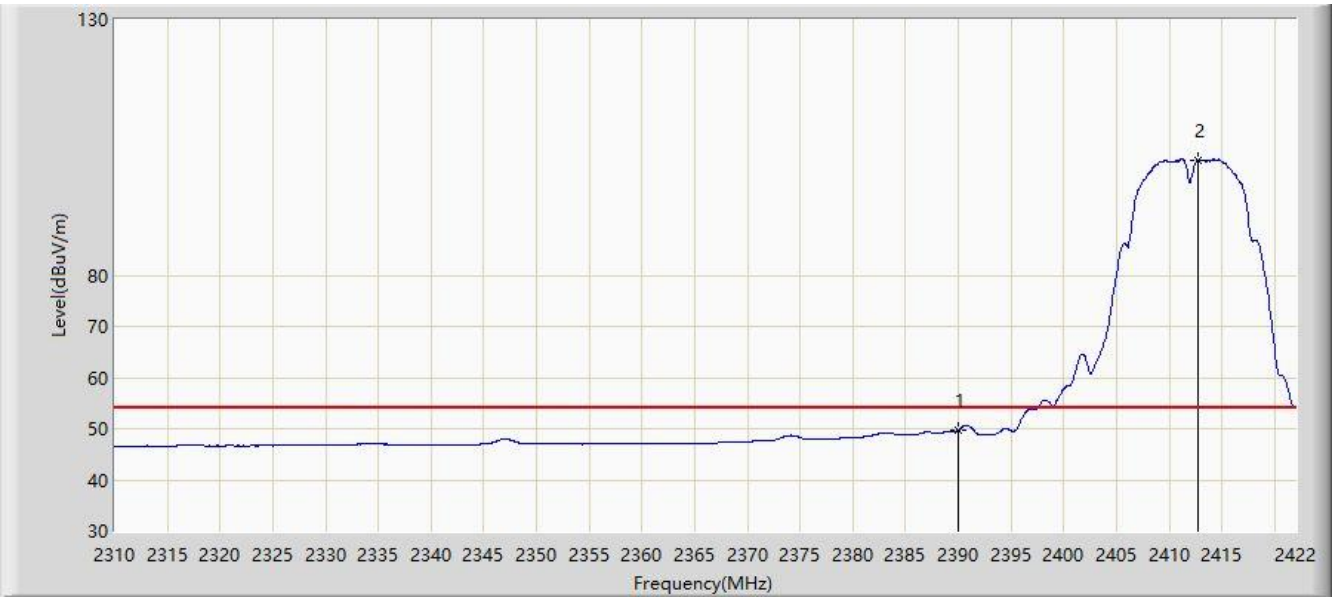

No	Flag	Mark	Frequency (MHz)	Measure Level (dBμV/m)	Reading Level (dBμV)	Margin (dB)	Limit (dBμV/m)	Factor (dB)	Type
1			2390.000	49.733	17.468	-4.267	54.000	32.265	AV
2		*	2412.704	102.555	70.174	N/A	N/A	32.381	AV

Note: Measure Level (dBμV/m) = Reading Level (dBμV) + Factor (dB)

Factor (dB) = Cable Loss (dB) + Antenna Factor (dB/m)

Site: SIP-AC3	Time: 2021/05/10 - 11:16
Limit: FCC_Part15_15.209 RSE(3m)	Engineer: Yien Qian
Probe: SIP-AC3_HF907_102861_1-18GHz	Polarity: Vertical
EUT: Robotic Vacuum Cleaner	Power: By Battery
Test Mode: Transmit by 802.11b at Channel 2412MHz	

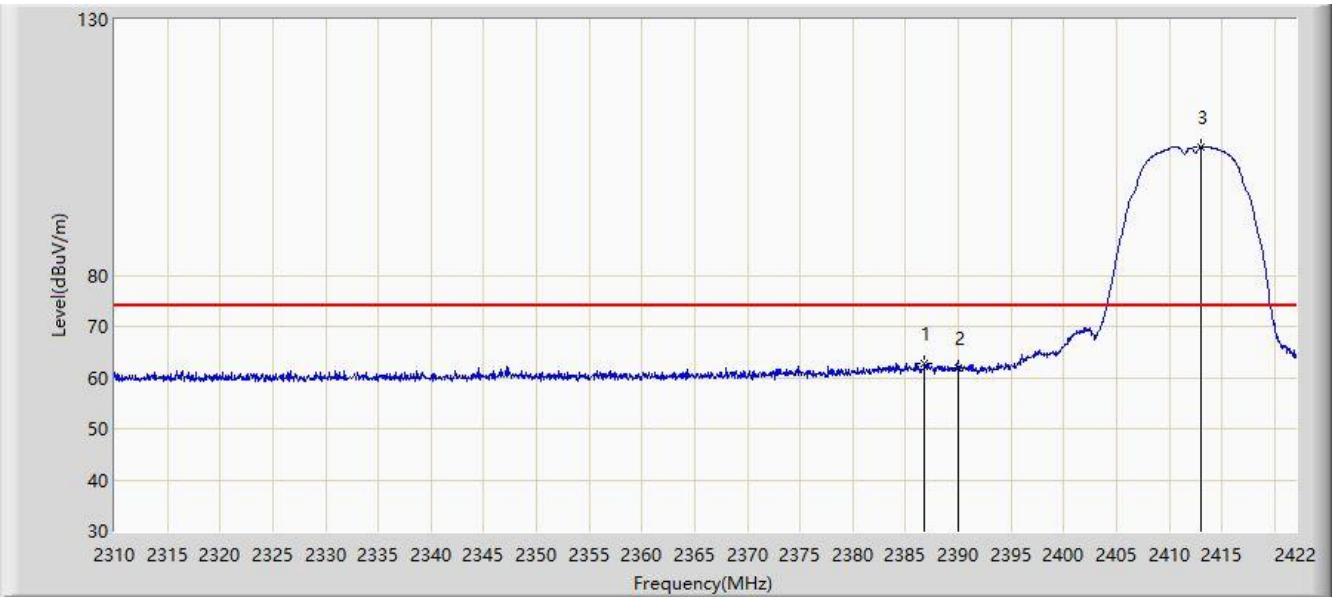

No	Flag	Mark	Frequency (MHz)	Measure Level (dBμV/m)	Reading Level (dBμV)	Margin (dB)	Limit (dBμV/m)	Factor (dB)	Type
1			2386.832	62.768	30.520	-11.232	74.000	32.248	PK
2			2390.000	61.804	29.539	-12.196	74.000	32.265	PK
3		*	2412.984	105.029	72.646	N/A	N/A	32.383	PK

Note: Measure Level (dBμV/m) = Reading Level (dBμV) + Factor (dB)

Factor (dB) = Cable Loss (dB) + Antenna Factor (dB/m)

Site: SIP-AC3	Time: 2021/05/10 - 11:17
Limit: FCC_Part15_15.209 RSE(3m)	Engineer: Yien Qian
Probe: SIP-AC3_HF907_102861_1-18GHz	Polarity: Vertical
EUT: Robotic Vacuum Cleaner	Power: By Battery
Test Mode: Transmit by 802.11b at Channel 2412MHz	

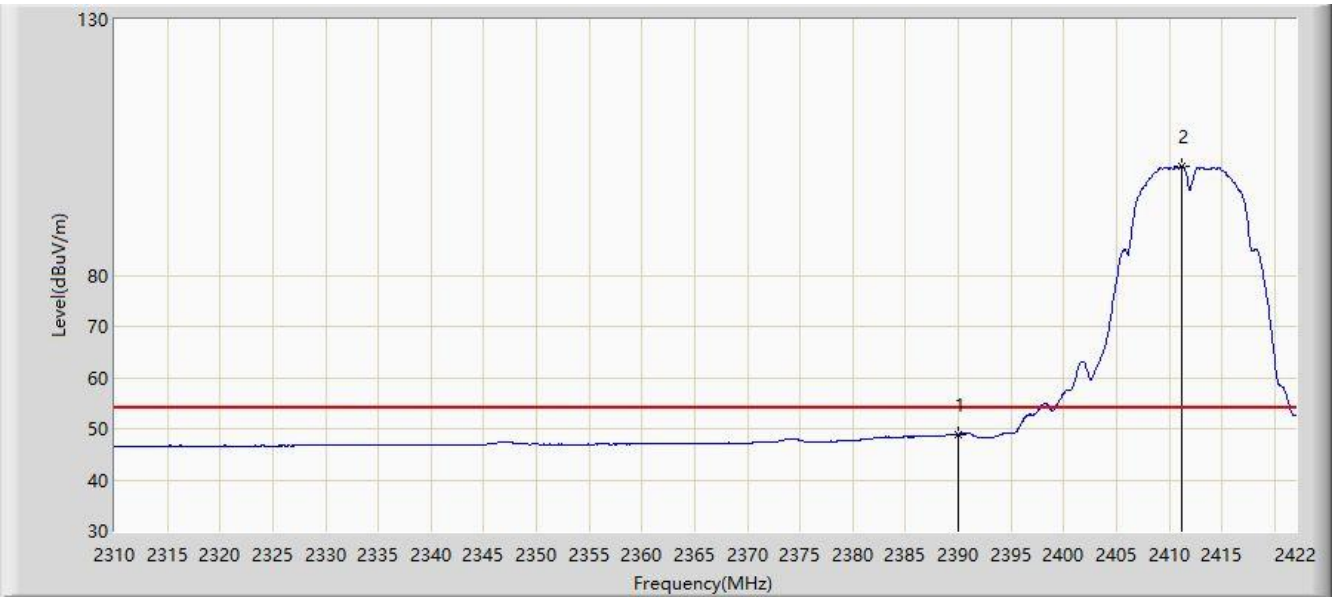

No	Flag	Mark	Frequency (MHz)	Measure Level (dBμV/m)	Reading Level (dBμV)	Margin (dB)	Limit (dBμV/m)	Factor (dB)	Type
1			2390.000	48.828	16.563	-5.172	54.000	32.265	AV
2		*	2411.136	101.344	68.970	N/A	N/A	32.374	AV

Note: Measure Level (dBμV/m) = Reading Level (dBμV) + Factor (dB)

Factor (dB) = Cable Loss (dB) + Antenna Factor (dB/m)

Site: SIP-AC3	Time: 2021/05/10 - 11:20
Limit: FCC_Part15_15.209 RSE(3m)	Engineer: Yien Qian
Probe: SIP-AC3_HF907_102861_1-18GHz	Polarity: Horizontal
EUT: Robotic Vacuum Cleaner	Power: By Battery
Test Mode: Transmit by 802.11b at Channel 2462MHz	

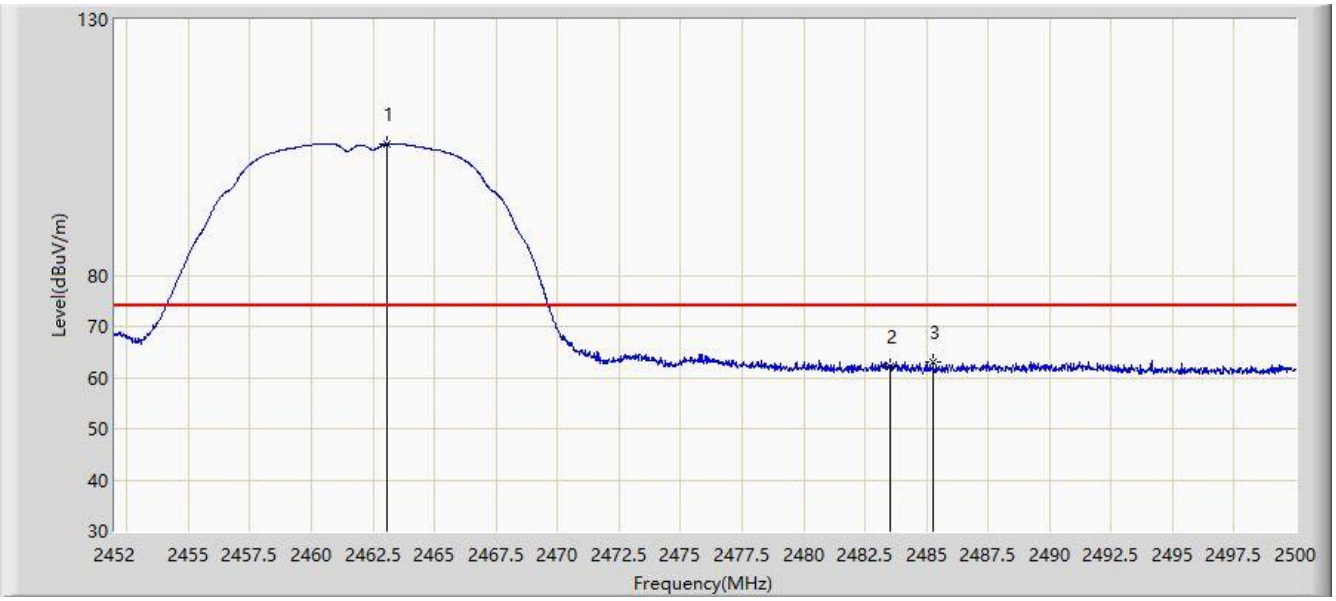

No	Flag	Mark	Frequency (MHz)	Measure Level (dBμV/m)	Reading Level (dBμV)	Margin (dB)	Limit (dBμV/m)	Factor (dB)	Type
1		*	2463.064	105.628	72.983	N/A	N/A	32.645	PK
2			2483.500	62.220	29.448	-11.780	74.000	32.772	PK
3			2485.264	62.928	30.146	-11.072	74.000	32.782	PK

Note: Measure Level (dBμV/m) = Reading Level (dBμV) + Factor (dB)

Factor (dB) = Cable Loss (dB) + Antenna Factor (dB/m)

Site: SIP-AC3	Time: 2021/05/10 - 11:23
Limit: FCC_Part15_15.209 RSE(3m)	Engineer: Yien Qian
Probe: SIP-AC3_HF907_102861_1-18GHz	Polarity: Horizontal
EUT: Robotic Vacuum Cleaner	Power: By Battery
Test Mode: Transmit by 802.11b at Channel 2462MHz	

No	Flag	Mark	Frequency (MHz)	Measure Level (dBμV/m)	Reading Level (dBμV)	Margin (dB)	Limit (dBμV/m)	Factor (dB)	Type
1		*	2462.632	101.660	69.018	N/A	N/A	32.642	AV
2			2483.500	49.329	16.557	-4.671	54.000	32.772	AV

Note: Measure Level (dBμV/m) = Reading Level (dBμV) + Factor (dB)

Factor (dB) = Cable Loss (dB) + Antenna Factor (dB/m)

Site: SIP-AC3	Time: 2021/05/10 - 11:25
Limit: FCC_Part15_15.209 RSE(3m)	Engineer: Yien Qian
Probe: SIP-AC3_HF907_102861_1-18GHz	Polarity: Vertical
EUT: Robotic Vacuum Cleaner	Power: By Battery
Test Mode: Transmit by 802.11b at Channel 2462MHz	

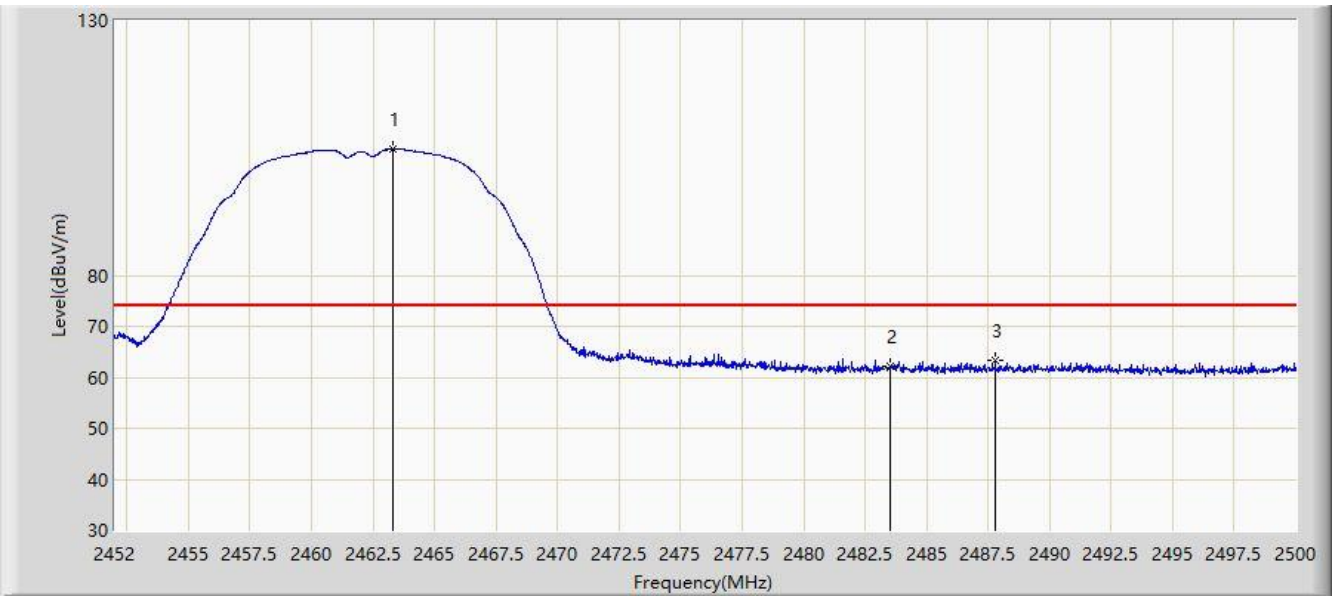

No	Flag	Mark	Frequency (MHz)	Measure Level (dBμV/m)	Reading Level (dBμV)	Margin (dB)	Limit (dBμV/m)	Factor (dB)	Type
1		*	2463.328	104.731	72.085	N/A	N/A	32.647	PK
2			2483.500	62.056	29.284	-11.944	74.000	32.772	PK
3			2487.784	63.449	30.652	-10.551	74.000	32.797	PK

Note: Measure Level (dBμV/m) = Reading Level (dBμV) + Factor (dB)

Factor (dB) = Cable Loss (dB) + Antenna Factor (dB/m)

Site: SIP-AC3	Time: 2021/05/10 - 11:35
Limit: FCC_Part15_15.209 RSE(3m)	Engineer: Yien Qian
Probe: SIP-AC3_HF907_102861_1-18GHz	Polarity: Vertical
EUT: Robotic Vacuum Cleaner	Power: By Battery
Test Mode: Transmit by 802.11b at Channel 2462MHz	

No	Flag	Mark	Frequency (MHz)	Measure Level (dBμV/m)	Reading Level (dBμV)	Margin (dB)	Limit (dBμV/m)	Factor (dB)	Type
1		*	2461.312	100.979	68.346	N/A	N/A	32.634	AV
2			2483.500	48.953	16.181	-5.047	54.000	32.772	AV

Note: Measure Level (dBμV/m) = Reading Level (dBμV) + Factor (dB)

Factor (dB) = Cable Loss (dB) + Antenna Factor (dB/m)

Site: SIP-AC3	Time: 2021/05/10 - 14:54
Limit: FCC_Part15_15.209 RSE(3m)	Engineer: Yien Qian
Probe: SIP-AC3_HF907_102861_1-18GHz	Polarity: Horizontal
EUT: Robotic Vacuum Cleaner	Power: By Battery
Test Mode: Transmit by 802.11g at Channel 2412MHz P=-30	

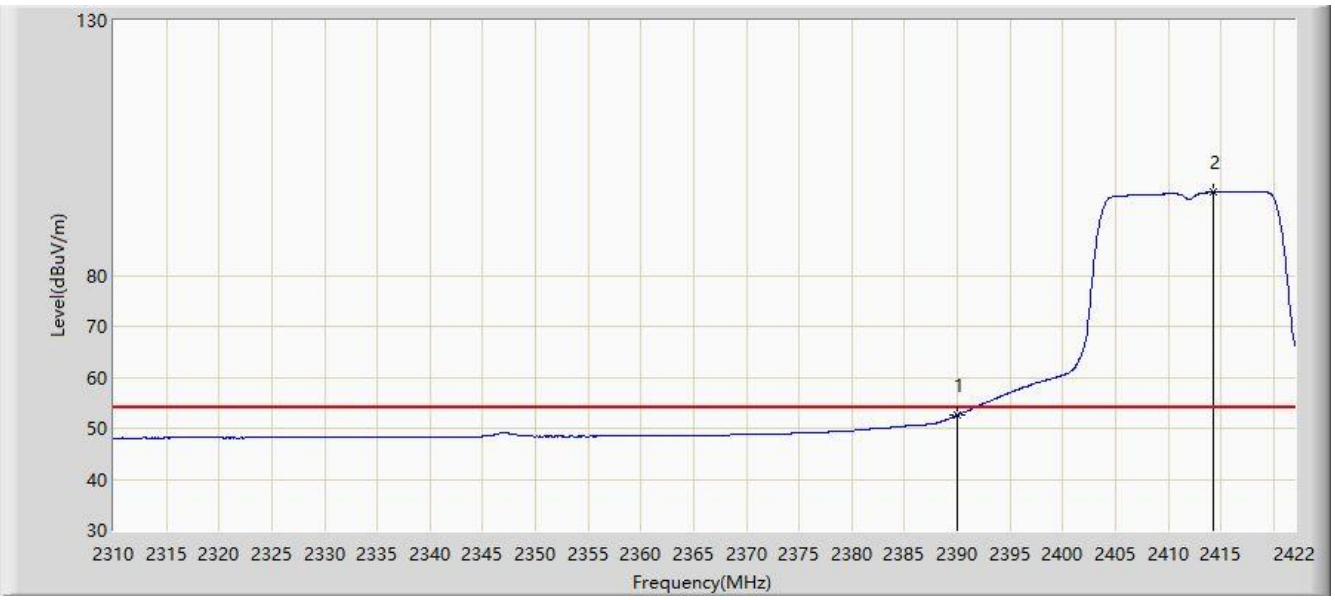

No	Flag	Mark	Frequency (MHz)	Measure Level (dBμV/m)	Reading Level (dBμV)	Margin (dB)	Limit (dBμV/m)	Factor (dB)	Type
1			2390.000	52.584	20.319	-1.416	54.000	32.265	AV
2		*	2414.328	96.319	63.930	N/A	N/A	32.390	AV

Note: Measure Level (dBμV/m) = Reading Level (dBμV) + Factor (dB)

Factor (dB) = Cable Loss (dB) + Antenna Factor (dB/m)

Site: SIP-AC3	Time: 2021/05/10 - 15:06
Limit: FCC_Part15_15.209 RSE(3m)	Engineer: Yien Qian
Probe: SIP-AC3_HF907_102861_1-18GHz	Polarity: Horizontal
EUT: Robotic Vacuum Cleaner	Power: By Battery
Test Mode: Transmit by 802.11g at Channel 2412MHz P=-30	

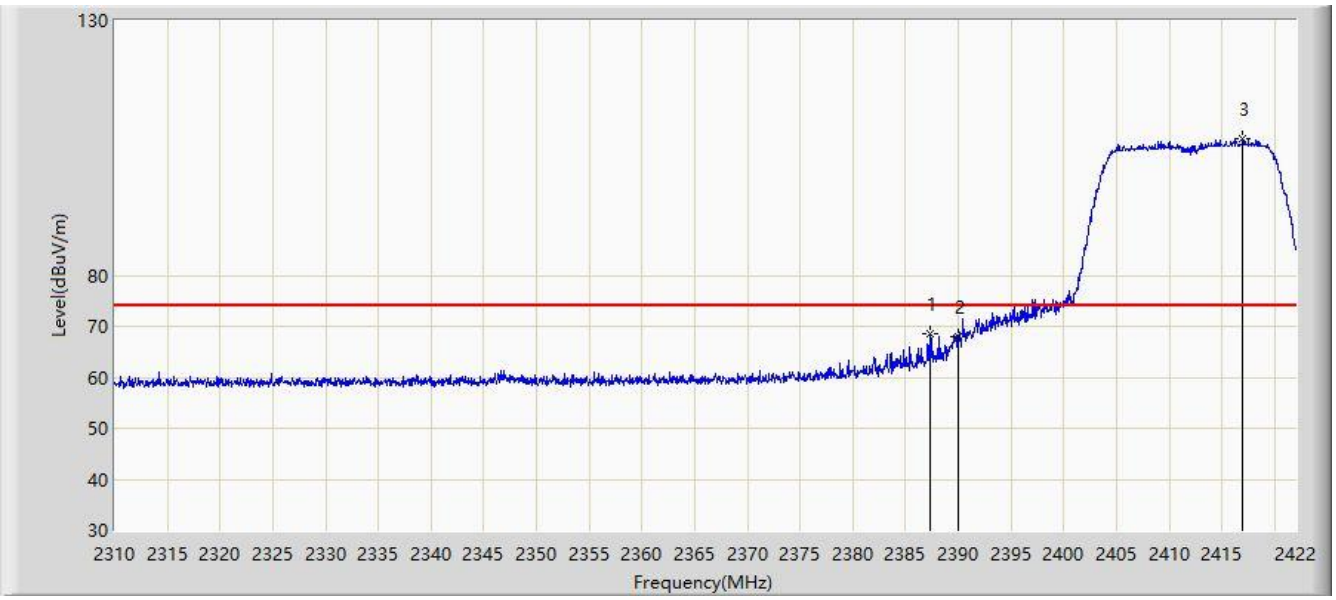

No	Flag	Mark	Frequency (MHz)	Measure Level (dBμV/m)	Reading Level (dBμV)	Margin (dB)	Limit (dBμV/m)	Factor (dB)	Type
1			2387.280	68.632	36.382	-5.368	74.000	32.250	PK
2			2390.000	68.078	35.813	-5.922	74.000	32.265	PK
3		*	2417.016	106.685	74.283	N/A	N/A	32.402	PK

Note: Measure Level (dBμV/m) = Reading Level (dBμV) + Factor (dB)

Factor (dB) = Cable Loss (dB) + Antenna Factor (dB/m)

Site: SIP-AC3	Time: 2021/05/10 - 15:08
Limit: FCC_Part15_15.209 RSE(3m)	Engineer: Yien Qian
Probe: SIP-AC3_HF907_102861_1-18GHz	Polarity: Vertical
EUT: Robotic Vacuum Cleaner	Power: By Battery
Test Mode: Transmit by 802.11g at Channel 2412MHz P=-30	

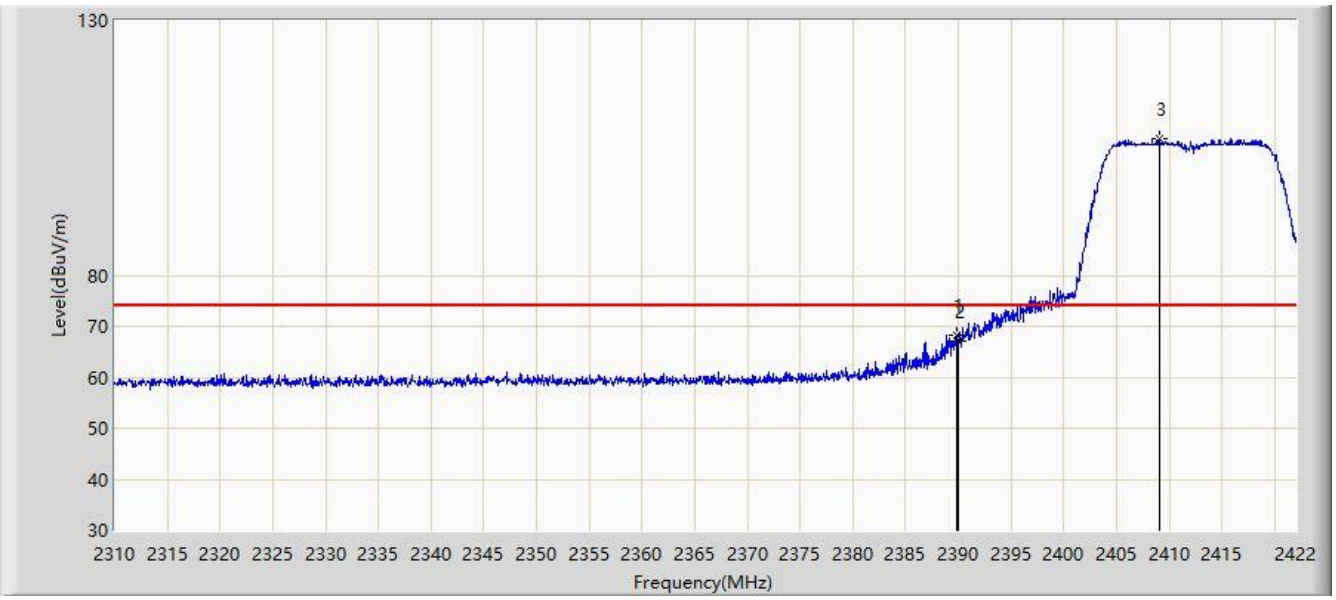

No	Flag	Mark	Frequency (MHz)	Measure Level (dBμV/m)	Reading Level (dBμV)	Margin (dB)	Limit (dBμV/m)	Factor (dB)	Type
1			2389.912	68.238	35.973	-5.762	74.000	32.264	PK
2			2390.000	66.967	34.702	-7.033	74.000	32.265	PK
3		*	2409.120	106.877	74.514	N/A	N/A	32.363	PK

Note: Measure Level (dBμV/m) = Reading Level (dBμV) + Factor (dB)

Factor (dB) = Cable Loss (dB) + Antenna Factor (dB/m)

Site: SIP-AC3	Time: 2021/05/10 - 15:09
Limit: FCC_Part15_15.209 RSE(3m)	Engineer: Yien Qian
Probe: SIP-AC3_HF907_102861_1-18GHz	Polarity: Vertical
EUT: Robotic Vacuum Cleaner	Power: By Battery
Test Mode: Transmit by 802.11g at Channel 2412MHz P=-30	

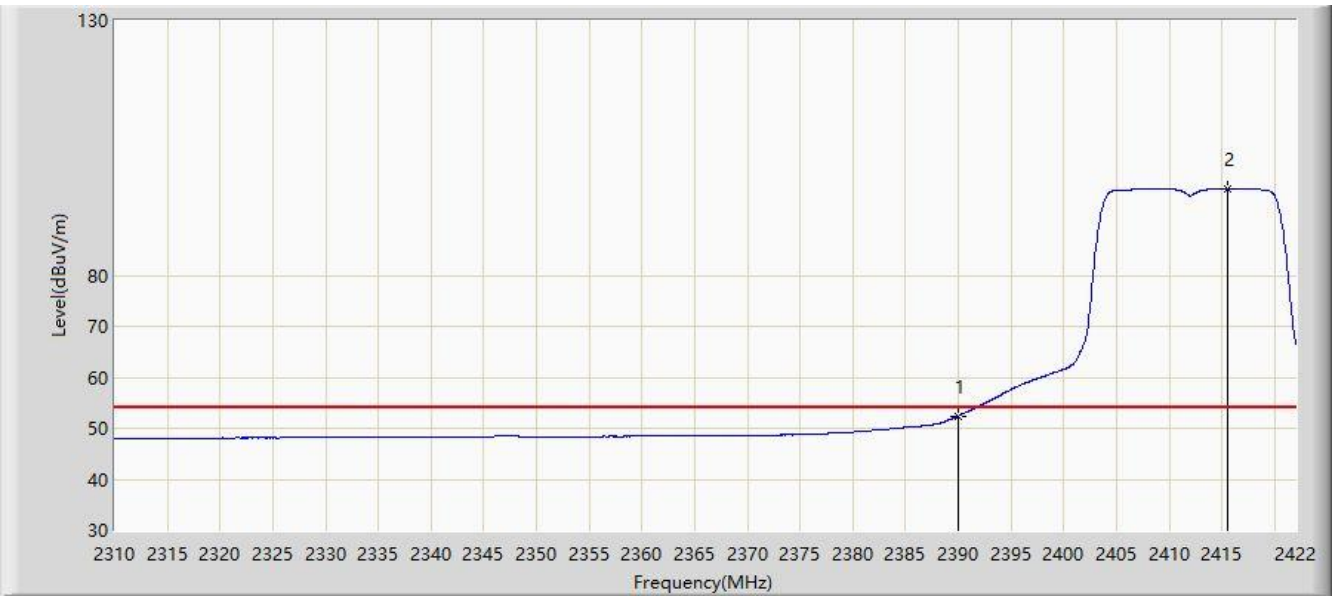

No	Flag	Mark	Frequency (MHz)	Measure Level (dBμV/m)	Reading Level (dBμV)	Margin (dB)	Limit (dBμV/m)	Factor (dB)	Type
1			2390.000	52.440	20.175	-1.560	54.000	32.265	AV
2		*	2415.504	96.930	64.535	N/A	N/A	32.394	AV

Note: Measure Level (dBμV/m) = Reading Level (dBμV) + Factor (dB)

Factor (dB) = Cable Loss (dB) + Antenna Factor (dB/m)

Site: SIP-AC3	Time: 2021/05/10 - 15:23
Limit: FCC_Part15_15.209 RSE(3m)	Engineer: Yien Qian
Probe: SIP-AC3_HF907_102861_1-18GHz	Polarity: Horizontal
EUT: Robotic Vacuum Cleaner	Power: By Battery
Test Mode: Transmit by 802.11g at Channel 2462MHz P=-12	

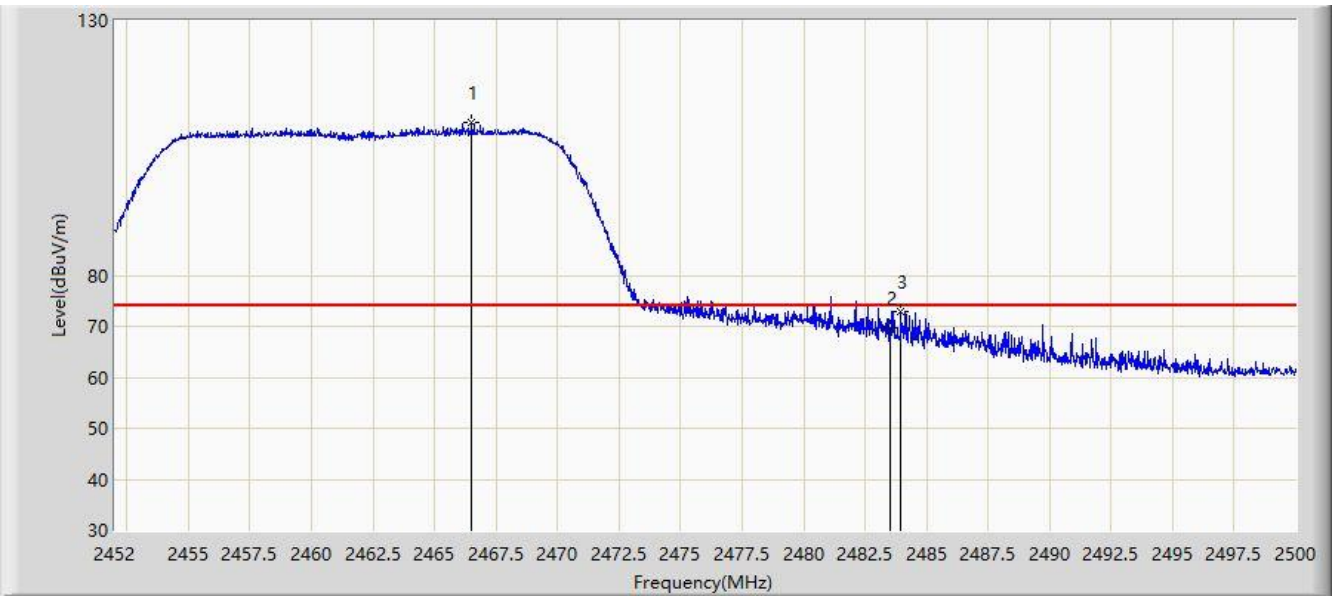

No	Flag	Mark	Frequency (MHz)	Measure Level (dBμV/m)	Reading Level (dBμV)	Margin (dB)	Limit (dBμV/m)	Factor (dB)	Type
1		*	2466.496	109.889	77.223	N/A	N/A	32.666	PK
2			2483.500	69.676	36.904	-4.324	74.000	32.772	PK
3			2483.968	72.807	40.032	-1.193	74.000	32.774	PK

Note: Measure Level (dBμV/m) = Reading Level (dBμV) + Factor (dB)

Factor (dB) = Cable Loss (dB) + Antenna Factor (dB/m)

Site: SIP-AC3	Time: 2021/05/10 - 15:39
Limit: FCC_Part15_15.209 RSE(3m)	Engineer: Yien Qian
Probe: SIP-AC3_HF907_102861_1-18GHz	Polarity: Horizontal
EUT: Robotic Vacuum Cleaner	Power: By Battery
Test Mode: Transmit by 802.11g at Channel 2462MHz P=-12	

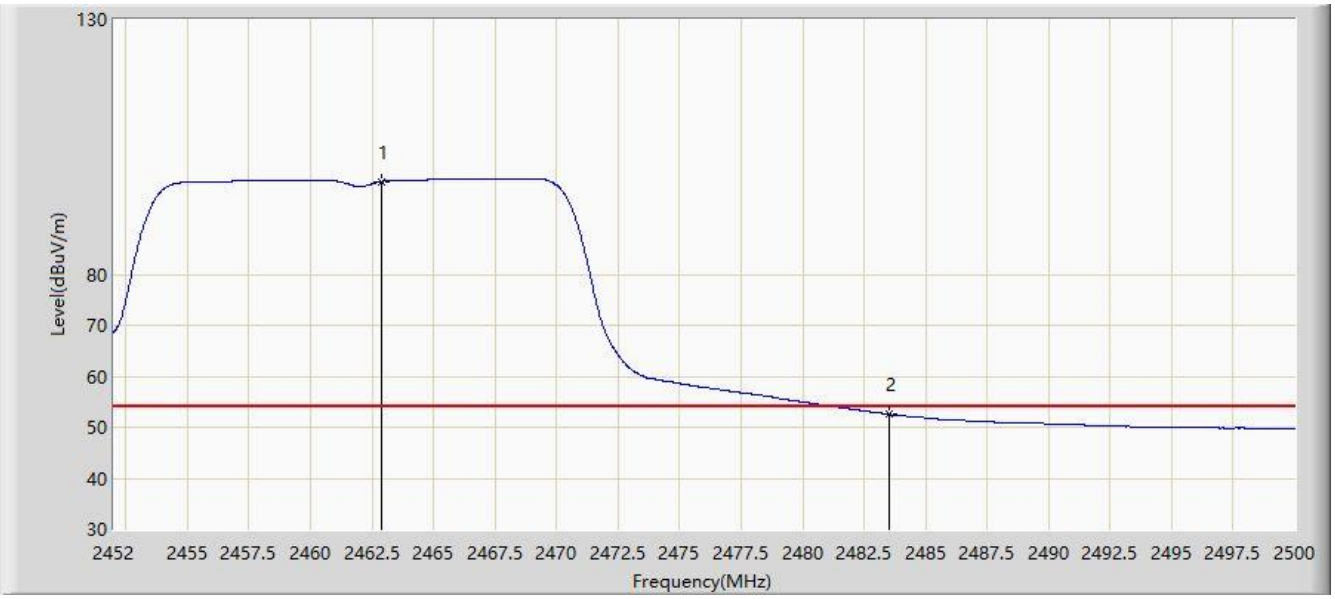

No	Flag	Mark	Frequency (MHz)	Measure Level (dBμV/m)	Reading Level (dBμV)	Margin (dB)	Limit (dBμV/m)	Factor (dB)	Type
1		*	2462.872	98.183	65.540	N/A	N/A	32.644	AV
2			2483.500	52.561	19.789	-1.439	54.000	32.772	AV

Note: Measure Level (dBμV/m) = Reading Level (dBμV) + Factor (dB)

Factor (dB) = Cable Loss (dB) + Antenna Factor (dB/m)

Site: SIP-AC3	Time: 2021/05/10 - 15:40
Limit: FCC_Part15_15.209 RSE(3m)	Engineer: Yien Qian
Probe: SIP-AC3_HF907_102861_1-18GHz	Polarity: Vertical
EUT: Robotic Vacuum Cleaner	Power: By Battery
Test Mode: Transmit by 802.11g at Channel 2462MHz P=-12	

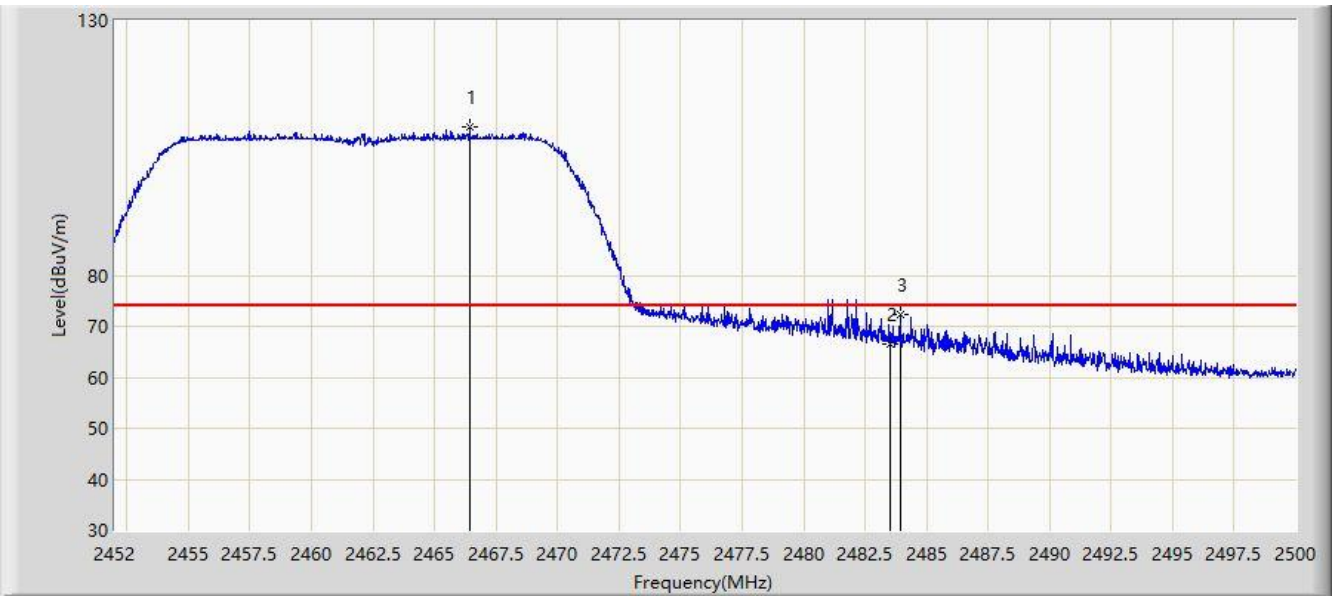

No	Flag	Mark	Frequency (MHz)	Measure Level (dBμV/m)	Reading Level (dBμV)	Margin (dB)	Limit (dBμV/m)	Factor (dB)	Type
1		*	2466.424	109.133	76.467	N/A	N/A	32.665	PK
2			2483.500	66.616	33.844	-7.384	74.000	32.772	PK
3			2483.920	72.375	39.601	-1.625	74.000	32.774	PK

Note: Measure Level (dBμV/m) = Reading Level (dBμV) + Factor (dB)

Factor (dB) = Cable Loss (dB) + Antenna Factor (dB/m)

Site: SIP-AC3	Time: 2021/05/10 - 15:42
Limit: FCC_Part15_15.209 RSE(3m)	Engineer: Yien Qian
Probe: SIP-AC3_HF907_102861_1-18GHz	Polarity: Vertical
EUT: Robotic Vacuum Cleaner	Power: By Battery
Test Mode: Transmit by 802.11g at Channel 2462MHz P=-12	

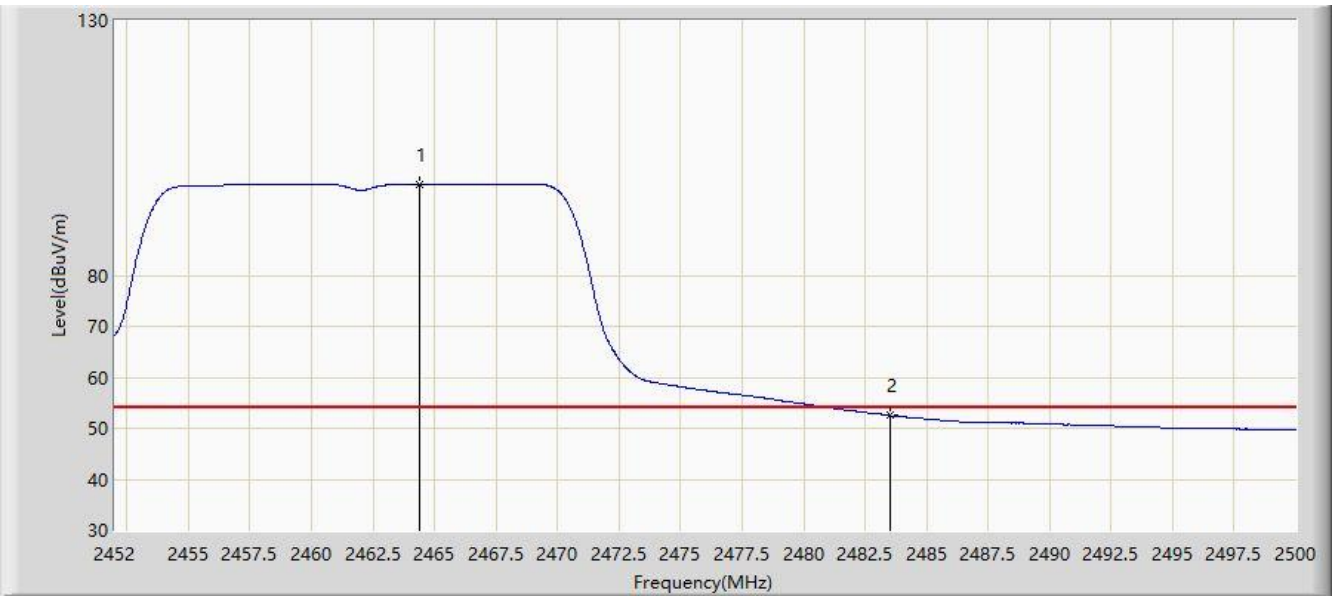

No	Flag	Mark	Frequency (MHz)	Measure Level (dBμV/m)	Reading Level (dBμV)	Margin (dB)	Limit (dBμV/m)	Factor (dB)	Type
1		*	2464.408	97.862	65.209	N/A	N/A	32.653	AV
2			2483.500	52.486	19.714	-1.514	54.000	32.772	AV

Note: Measure Level (dBμV/m) = Reading Level (dBμV) + Factor (dB)

Factor (dB) = Cable Loss (dB) + Antenna Factor (dB/m)

Site: SIP-AC3	Time: 2021/05/10 - 15:55
Limit: FCC_Part15_15.209 RSE(3m)	Engineer: Yien Qian
Probe: SIP-AC3_HF907_102861_1-18GHz	Polarity: Horizontal
EUT: Robotic Vacuum Cleaner	Power: By Battery
Test Mode: Transmit by 802.11n-HT20 at Channel 2412MHz P=-25	

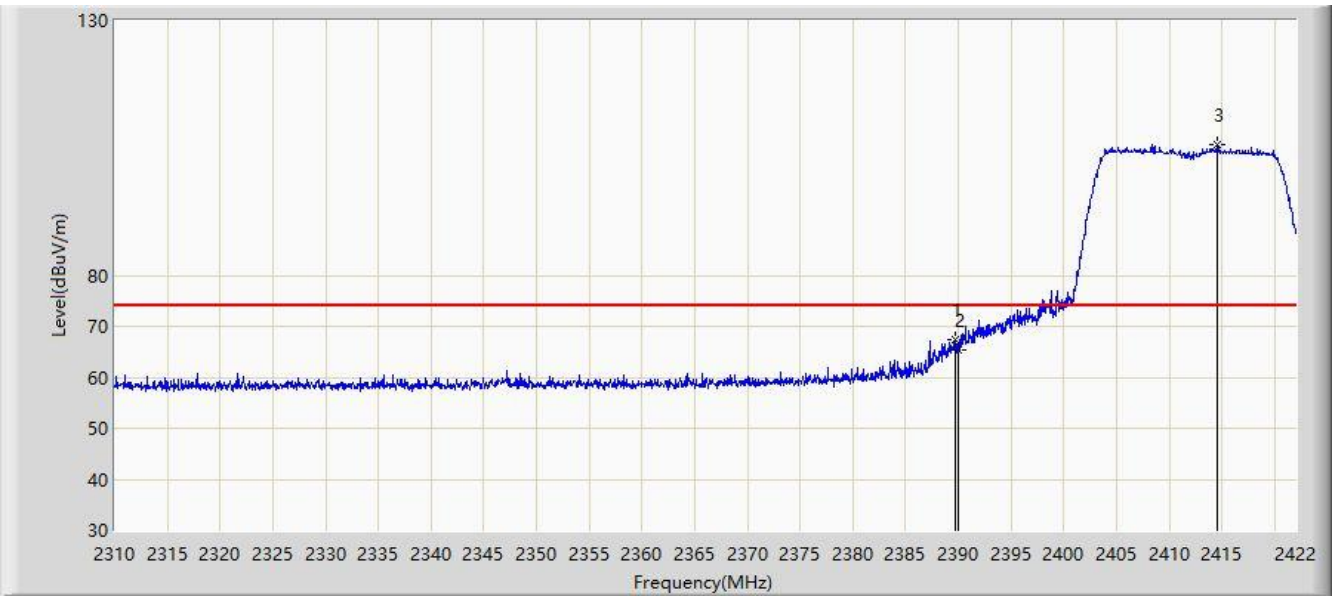

No	Flag	Mark	Frequency (MHz)	Measure Level (dBμV/m)	Reading Level (dBμV)	Margin (dB)	Limit (dBμV/m)	Factor (dB)	Type
1			2389.688	67.440	35.177	-6.560	74.000	32.264	PK
2			2390.000	65.356	33.091	-8.644	74.000	32.265	PK
3		*	2414.496	105.686	73.296	N/A	N/A	32.390	PK

Note: Measure Level (dBμV/m) = Reading Level (dBμV) + Factor (dB)

Factor (dB) = Cable Loss (dB) + Antenna Factor (dB/m)

Site: SIP-AC3	Time: 2021/05/10 - 15:52
Limit: FCC_Part15_15.209 RSE(3m)	Engineer: Yien Qian
Probe: SIP-AC3_HF907_102861_1-18GHz	Polarity: Horizontal
EUT: Robotic Vacuum Cleaner	Power: By Battery
Test Mode: Transmit by 802.11n-HT20 at Channel 2412MHz P=-25	

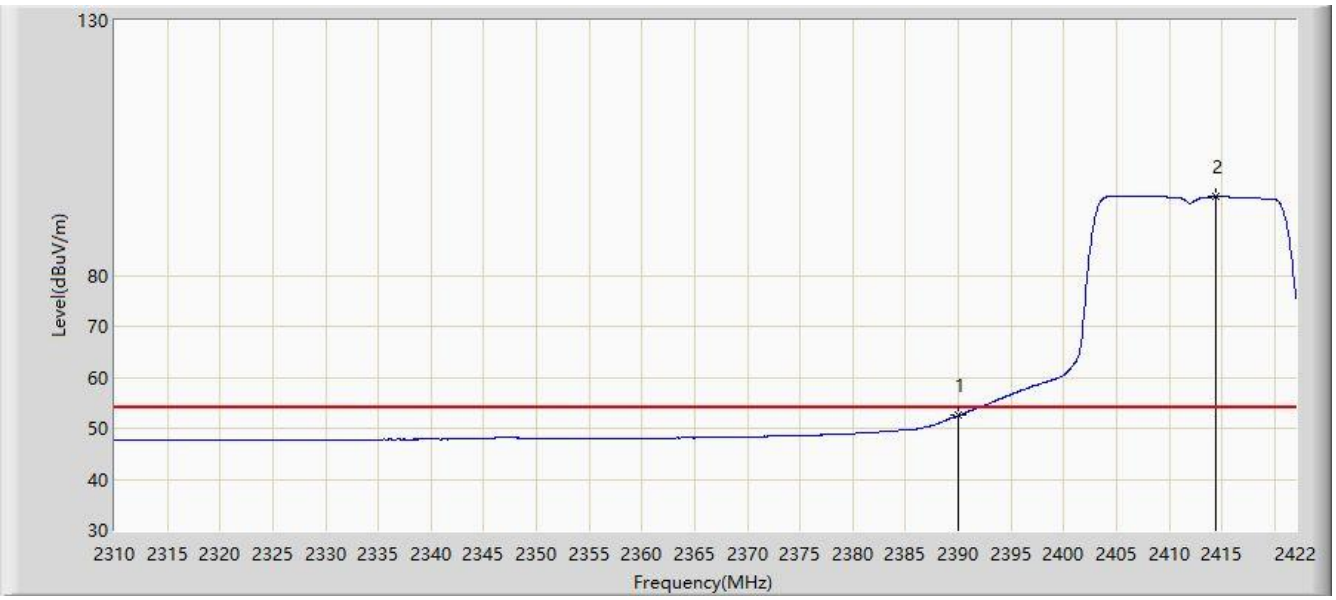

No	Flag	Mark	Frequency (MHz)	Measure Level (dBμV/m)	Reading Level (dBμV)	Margin (dB)	Limit (dBμV/m)	Factor (dB)	Type
1			2390.000	52.475	20.210	-1.525	54.000	32.265	AV
2		*	2414.440	95.383	62.993	N/A	N/A	32.390	AV

Note: Measure Level (dBμV/m) = Reading Level (dBμV) + Factor (dB)

Factor (dB) = Cable Loss (dB) + Antenna Factor (dB/m)

Site: SIP-AC3	Time: 2021/05/10 - 15:56
Limit: FCC_Part15_15.209 RSE(3m)	Engineer: Yien Qian
Probe: SIP-AC3_HF907_102861_1-18GHz	Polarity: Vertical
EUT: Robotic Vacuum Cleaner	Power: By Battery
Test Mode: Transmit by 802.11n-HT20 at Channel 2412MHz P=-25	

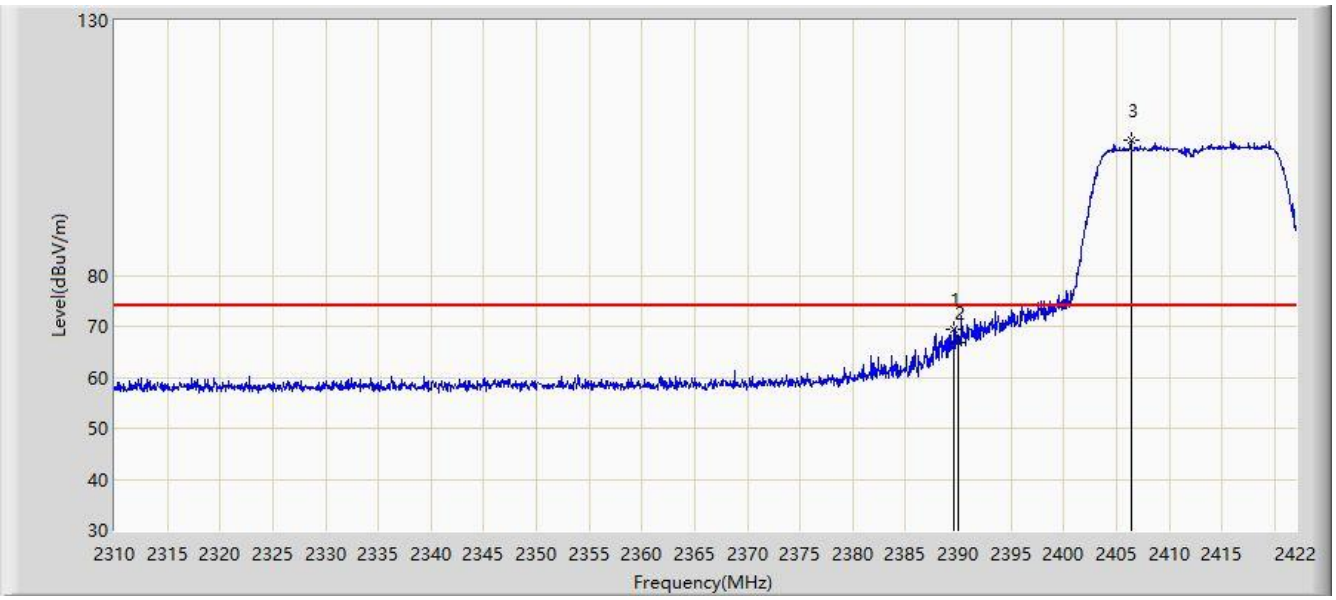

No	Flag	Mark	Frequency (MHz)	Measure Level (dBμV/m)	Reading Level (dBμV)	Margin (dB)	Limit (dBμV/m)	Factor (dB)	Type
1			2389.632	69.479	37.216	-4.521	74.000	32.263	PK
2			2390.000	66.950	34.685	-7.050	74.000	32.265	PK
3		*	2406.376	106.555	74.205	N/A	N/A	32.350	PK

Note: Measure Level (dBμV/m) = Reading Level (dBμV) + Factor (dB)

Factor (dB) = Cable Loss (dB) + Antenna Factor (dB/m)

Site: SIP-AC3	Time: 2021/05/10 - 15:59
Limit: FCC_Part15_15.209 RSE(3m)	Engineer: Yien Qian
Probe: SIP-AC3_HF907_102861_1-18GHz	Polarity: Vertical
EUT: Robotic Vacuum Cleaner	Power: By Battery
Test Mode: Transmit by 802.11n-HT20 at Channel 2412MHz P=-25	

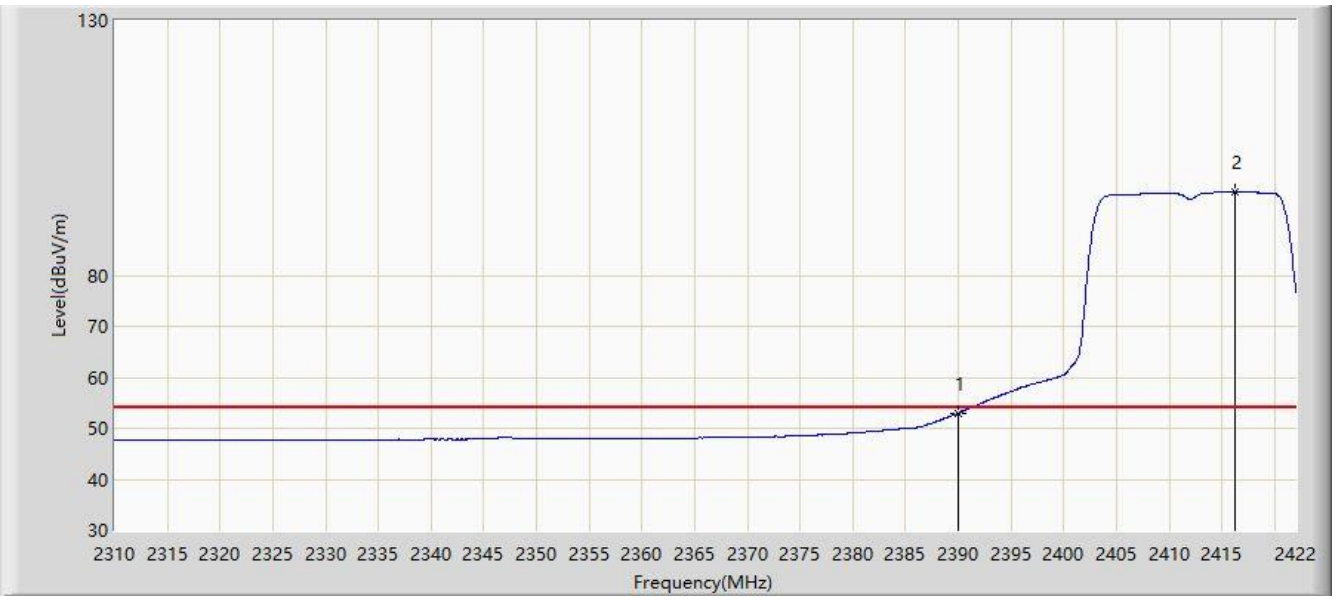

No	Flag	Mark	Frequency (MHz)	Measure Level (dBμV/m)	Reading Level (dBμV)	Margin (dB)	Limit (dBμV/m)	Factor (dB)	Type
1			2390.000	52.996	20.731	-1.004	54.000	32.265	AV
2		*	2416.176	96.311	63.913	N/A	N/A	32.398	AV

Note: Measure Level (dBμV/m) = Reading Level (dBμV) + Factor (dB)

Factor (dB) = Cable Loss (dB) + Antenna Factor (dB/m)

Site: SIP-AC3	Time: 2021/05/10 - 16:03
Limit: FCC_Part15_15.209 RSE(3m)	Engineer: Yien Qian
Probe: SIP-AC3_HF907_102861_1-18GHz	Polarity: Horizontal
EUT: Robotic Vacuum Cleaner	Power: By Battery
Test Mode: Transmit by 802.11n-HT20 at Channel 2462MHz P=-10	

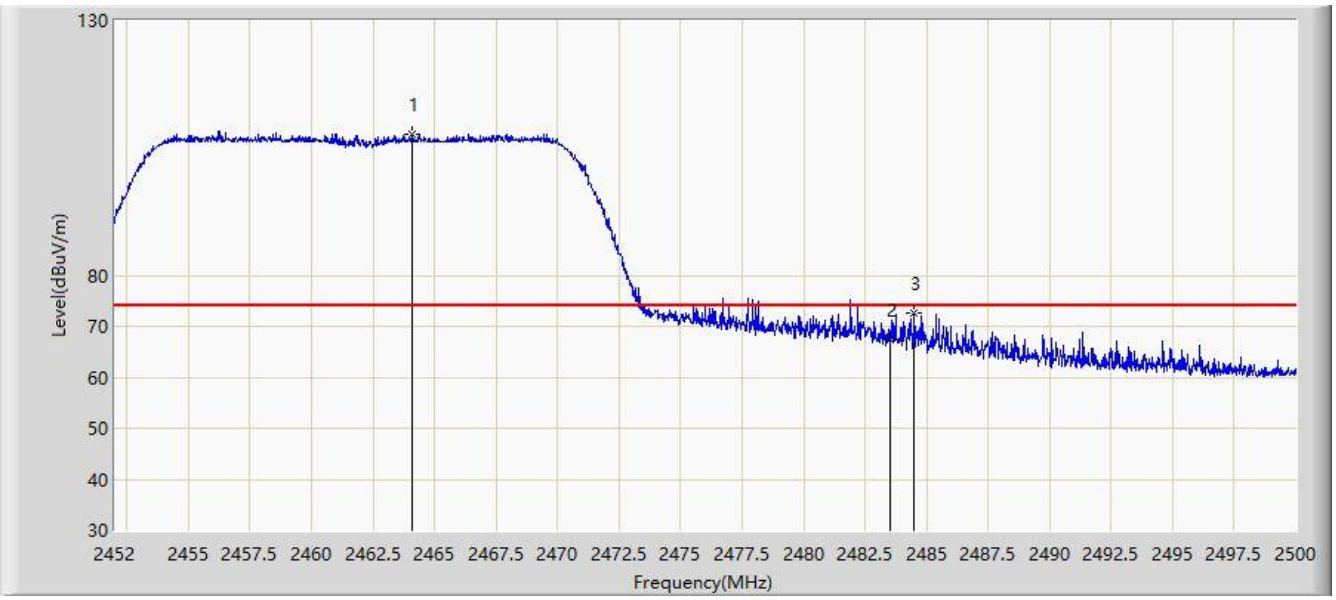

No	Flag	Mark	Frequency (MHz)	Measure Level (dBμV/m)	Reading Level (dBμV)	Margin (dB)	Limit (dBμV/m)	Factor (dB)	Type
1		*	2464.120	107.613	74.962	N/A	N/A	32.652	PK
2			2483.500	67.390	34.618	-6.610	74.000	32.772	PK
3			2484.496	72.610	39.832	-1.390	74.000	32.778	PK

Note: Measure Level (dBμV/m) = Reading Level (dBμV) + Factor (dB)

Factor (dB) = Cable Loss (dB) + Antenna Factor (dB/m)

Site: SIP-AC3	Time: 2021/05/10 - 16:04
Limit: FCC_Part15_15.209 RSE(3m)	Engineer: Yien Qian
Probe: SIP-AC3_HF907_102861_1-18GHz	Polarity: Horizontal
EUT: Robotic Vacuum Cleaner	Power: By Battery
Test Mode: Transmit by 802.11n-HT20 at Channel 2462MHz P=-10	

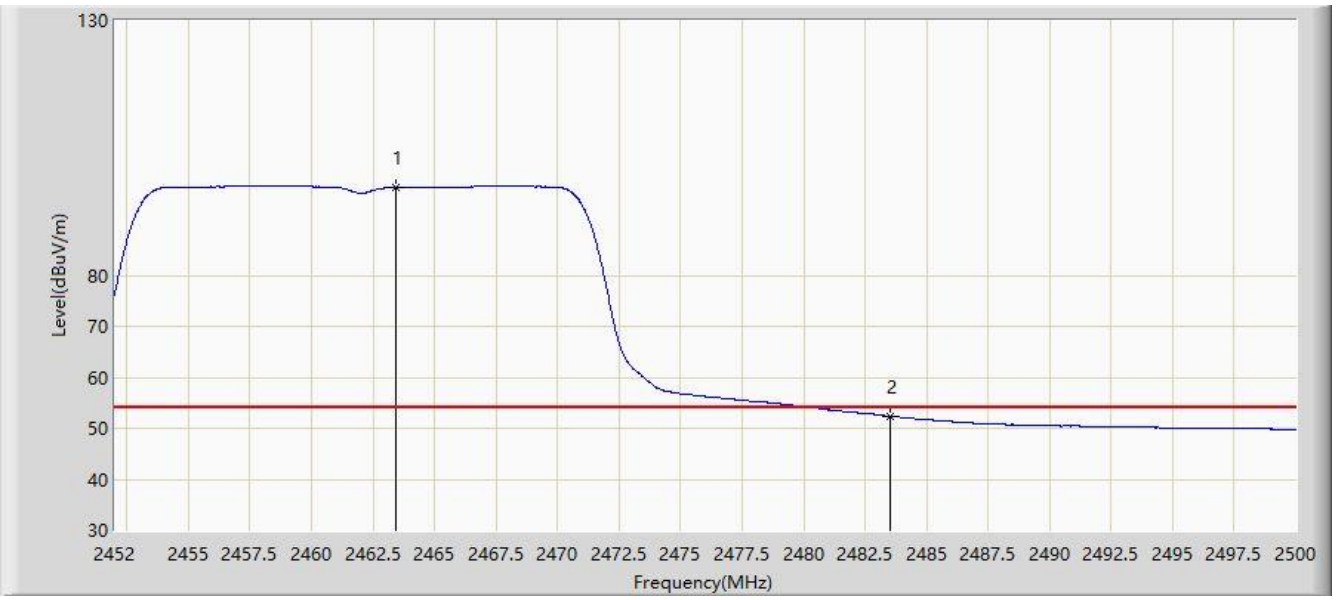

No	Flag	Mark	Frequency (MHz)	Measure Level (dBμV/m)	Reading Level (dBμV)	Margin (dB)	Limit (dBμV/m)	Factor (dB)	Type
1		*	2463.400	97.264	64.617	N/A	N/A	32.647	AV
2			2483.500	52.383	19.611	-1.617	54.000	32.772	AV

Note: Measure Level (dBμV/m) = Reading Level (dBμV) + Factor (dB)

Factor (dB) = Cable Loss (dB) + Antenna Factor (dB/m)

Site: SIP-AC3	Time: 2021/05/10 - 16:07
Limit: FCC_Part15_15.209 RSE(3m)	Engineer: Yien Qian
Probe: SIP-AC3_HF907_102861_1-18GHz	Polarity: Vertical
EUT: Robotic Vacuum Cleaner	Power: By Battery
Test Mode: Transmit by 802.11n-HT20 at Channel 2462MHz P=-10	

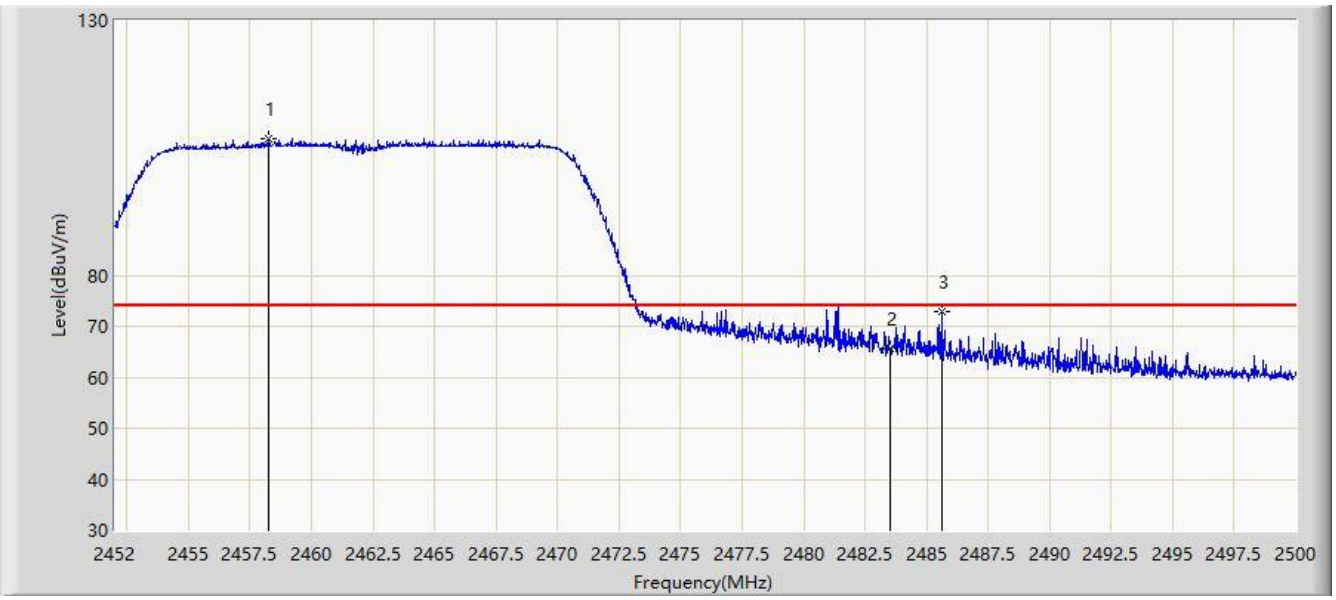

No	Flag	Mark	Frequency (MHz)	Measure Level (dBμV/m)	Reading Level (dBμV)	Margin (dB)	Limit (dBμV/m)	Factor (dB)	Type
1		*	2458.264	106.725	74.112	N/A	N/A	32.614	PK
2			2483.500	65.586	32.814	-8.414	74.000	32.772	PK
3			2485.600	72.915	40.131	-1.085	74.000	32.784	PK

Note: Measure Level (dBμV/m) = Reading Level (dBμV) + Factor (dB)

Factor (dB) = Cable Loss (dB) + Antenna Factor (dB/m)

Site: SIP-AC3	Time: 2021/05/10 - 16:09
Limit: FCC_Part15_15.209 RSE(3m)	Engineer: Yien Qian
Probe: SIP-AC3_HF907_102861_1-18GHz	Polarity: Vertical
EUT: Robotic Vacuum Cleaner	Power: By Battery
Test Mode: Transmit by 802.11n-HT20 at Channel 2462MHz P=-10	

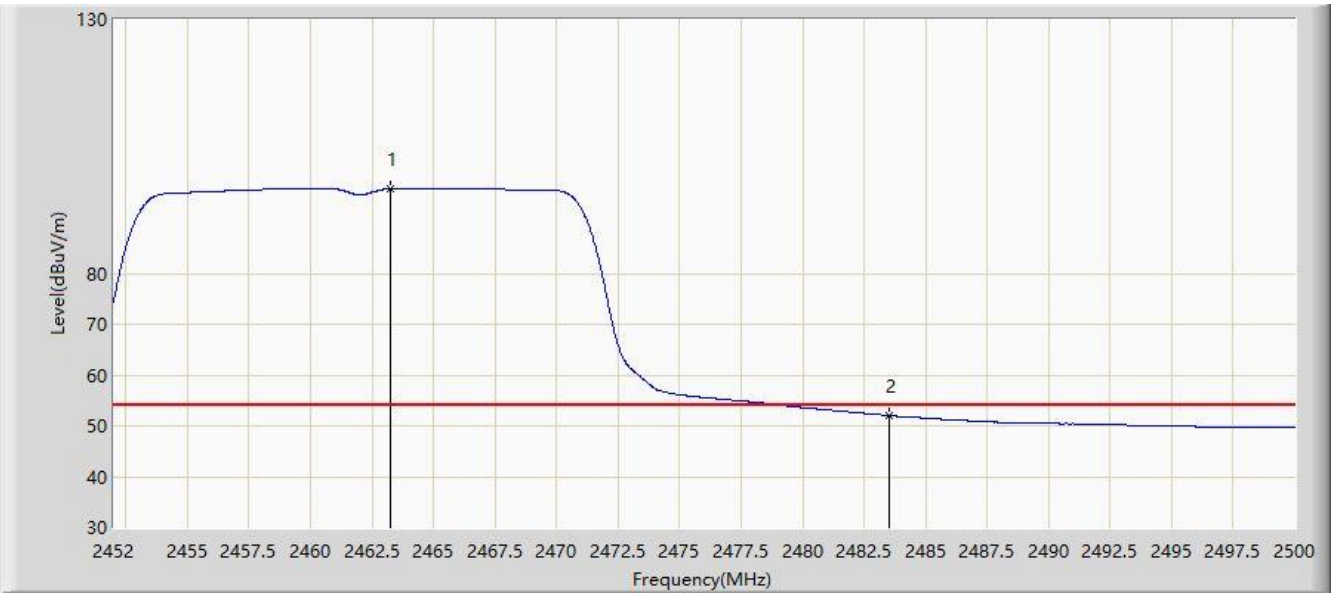

No	Flag	Mark	Frequency (MHz)	Measure Level (dBμV/m)	Reading Level (dBμV)	Margin (dB)	Limit (dBμV/m)	Factor (dB)	Type
1		*	2463.256	96.620	63.974	N/A	N/A	32.646	AV
2			2483.500	52.009	19.237	-1.991	54.000	32.772	AV

Note: Measure Level (dBμV/m) = Reading Level (dBμV) + Factor (dB)

Factor (dB) = Cable Loss (dB) + Antenna Factor (dB/m)

6.8. AC Conducted Emissions Measurement

6.8.1. Test Limit

FCC Part 15 Subpart C Paragraph 15.207 & RSS-Gen Paragraph 8.8 Limits		
Frequency (MHz)	QP (dBμV)	Average (dBμV)
0.15 - 0.50	66 - 56	56 - 46
0.50 - 5.0	56	46
5.0 - 30	60	50
Note 1: The lower limit shall apply at the transition frequencies. Note 2: The limit decreases linearly with the logarithm of the frequency in the range 0.15MHz to 0.5MHz.		

6.8.2.Test Setup

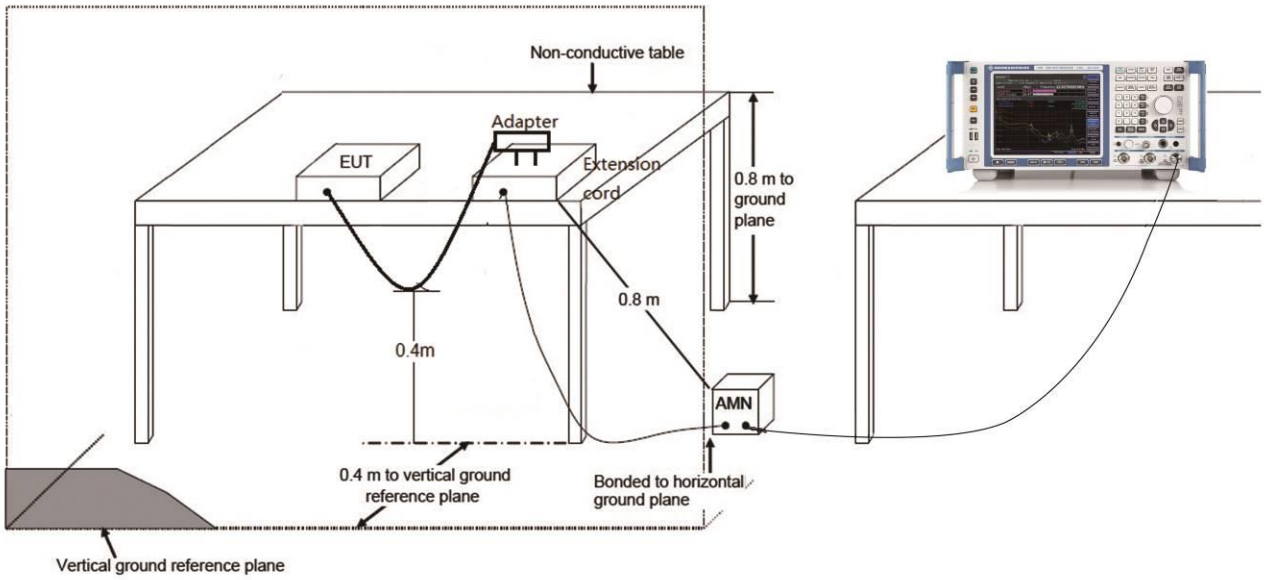

6.8.3.Test Result

Site: SIP-SR2	Time: 2021/05/25
Limit: FCC_Part15.207_CE_AC Power	Engineer: Rupert Wang
Probe: SIP-SR2-ENV216_101684_With Connector	Polarity: Neutral
EUT: Robotic Vacuum Cleaner	Power: AC 120V/60Hz
Test Mode: Transmit by 802.11n-HT20 at channel 2412MHz with CDZ11RR	

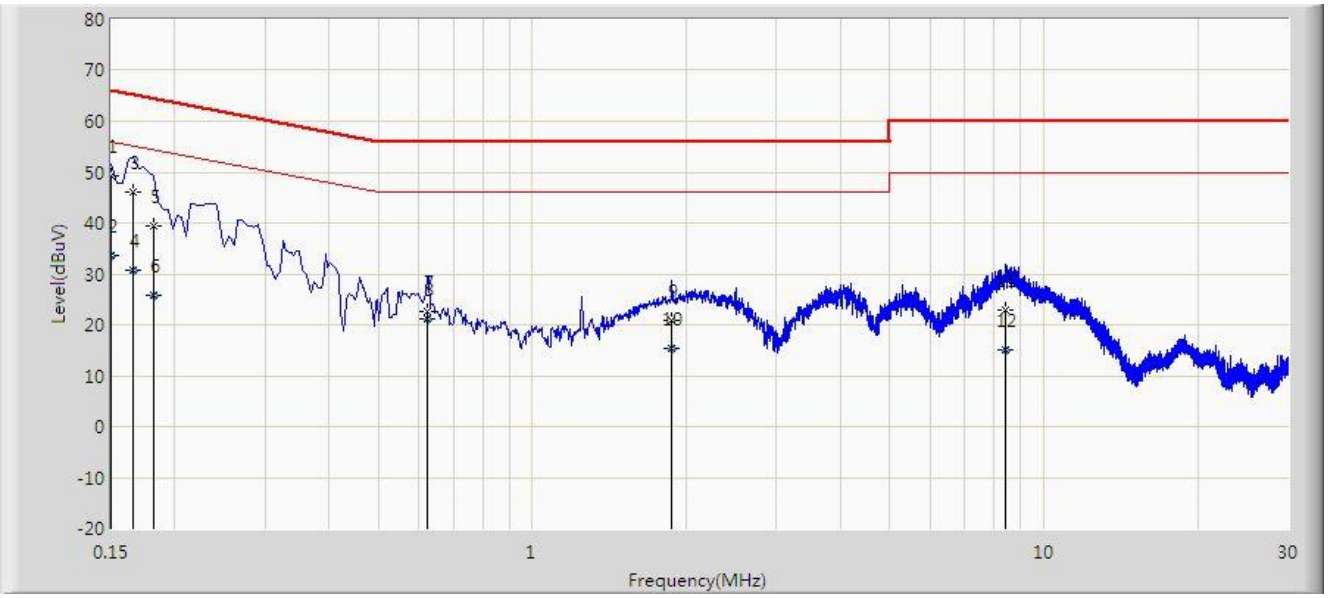

No	Flag	Mark	Frequency (MHz)	Measure Level (dBμV)	Reading Level (dBμV)	Margin (dB)	Limit (dBμV)	Factor (dB)	Type
1		*	0.150	49.233	39.801	-16.767	66.000	9.431	QP
2			0.150	33.755	24.324	-22.245	56.000	9.431	AV
3			0.166	46.170	36.737	-18.988	65.158	9.433	QP
4			0.166	30.838	21.404	-24.321	55.158	9.433	AV
5			0.182	39.490	30.051	-24.904	64.394	9.440	QP
6			0.182	25.939	16.499	-28.455	54.394	9.440	AV
7			0.622	22.655	13.115	-33.345	56.000	9.540	QP
8			0.622	21.089	11.549	-24.911	46.000	9.540	AV
9			1.870	20.791	11.232	-35.209	56.000	9.559	QP
10			1.870	15.281	5.722	-30.719	46.000	9.559	AV
11			8.398	22.867	12.969	-37.133	60.000	9.898	QP
12			8.398	15.162	5.264	-34.838	50.000	9.898	AV

Note: Measure Level (dBμV) = Reading Level (dBμV) + Factor (dB)

Factor (dB) = Cable Loss (dB) + LISN Factor (dB)

Site: SIP-SR2	Time: 2021/05/25
Limit: FCC_Part15.207_CE_AC Power	Engineer: Rupert Wang
Probe: SIP-SR2-ENV216_101684_With Connector	Polarity: Line
EUT: Robotic Vacuum Cleaner	Power: AC 120V/60Hz
Test Mode: Transmit by 802.11n-HT20 at channel 2412MHz with CDZ11RR	

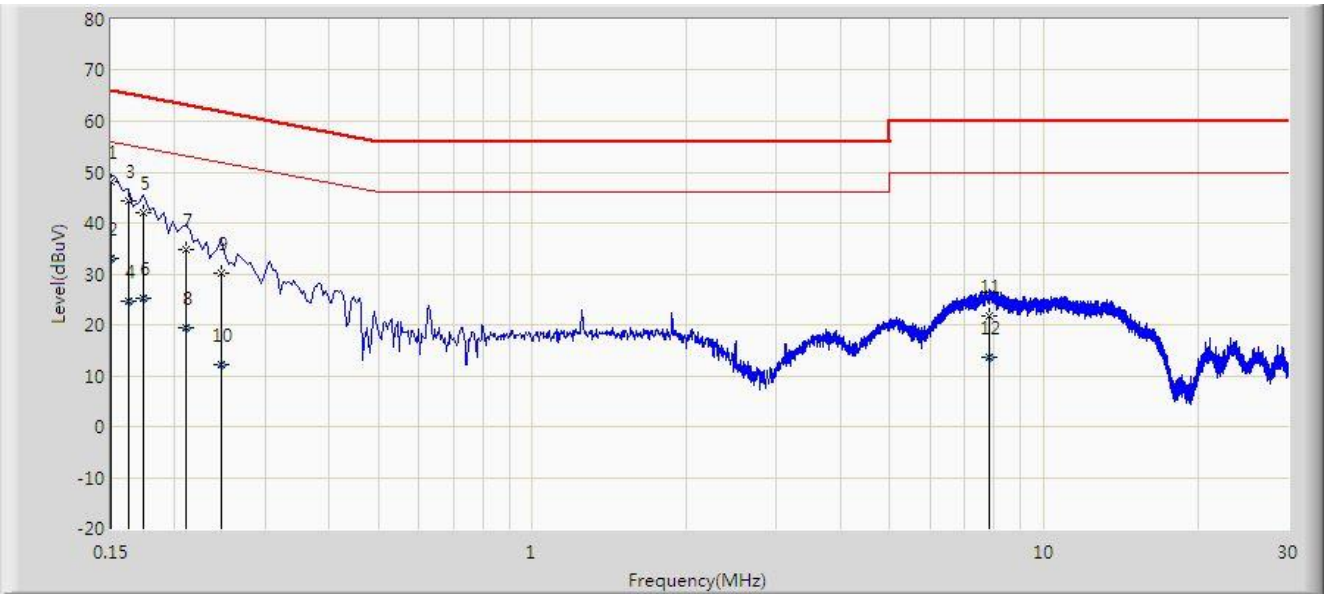

No	Flag	Mark	Frequency (MHz)	Measure Level (dBμV)	Reading Level (dBμV)	Margin (dB)	Limit (dBμV)	Factor (dB)	Type
1		*	0.150	48.104	38.652	-17.896	66.000	9.451	QP
2			0.150	32.929	23.478	-23.071	56.000	9.451	AV
3			0.162	44.441	34.988	-20.920	65.361	9.453	QP
4			0.162	24.777	15.324	-30.584	55.361	9.453	AV
5			0.174	42.066	32.611	-22.702	64.767	9.455	QP
6			0.174	25.268	15.813	-29.499	54.767	9.455	AV
7			0.210	34.808	25.308	-28.397	63.205	9.500	QP
8			0.210	19.317	9.816	-33.889	53.205	9.500	AV
9			0.246	30.186	20.663	-31.705	61.891	9.523	QP
10			0.246	12.313	2.790	-39.578	51.891	9.523	AV
11			7.814	21.781	11.889	-38.219	60.000	9.892	QP
12			7.814	13.737	3.845	-36.263	50.000	9.892	AV

Note: Measure Level (dBμV) = Reading Level (dBμV) + Factor (dB)

Factor (dB) = Cable Loss (dB) + LISN Factor (dB)

Site: SIP-SR2	Time: 2021/06/04
Limit: FCC_Part15.207_CE_AC Power	Engineer: Rupert Wang
Probe: SIP-SR2-ENV216_101684_With Connector	Polarity: Neutral
EUT: Robotic Vacuum Cleaner	Power: AC 120V/60Hz
Test Mode: Transmit by 802.11n-HT20 at channel 2412MHz with CDZ12RR	

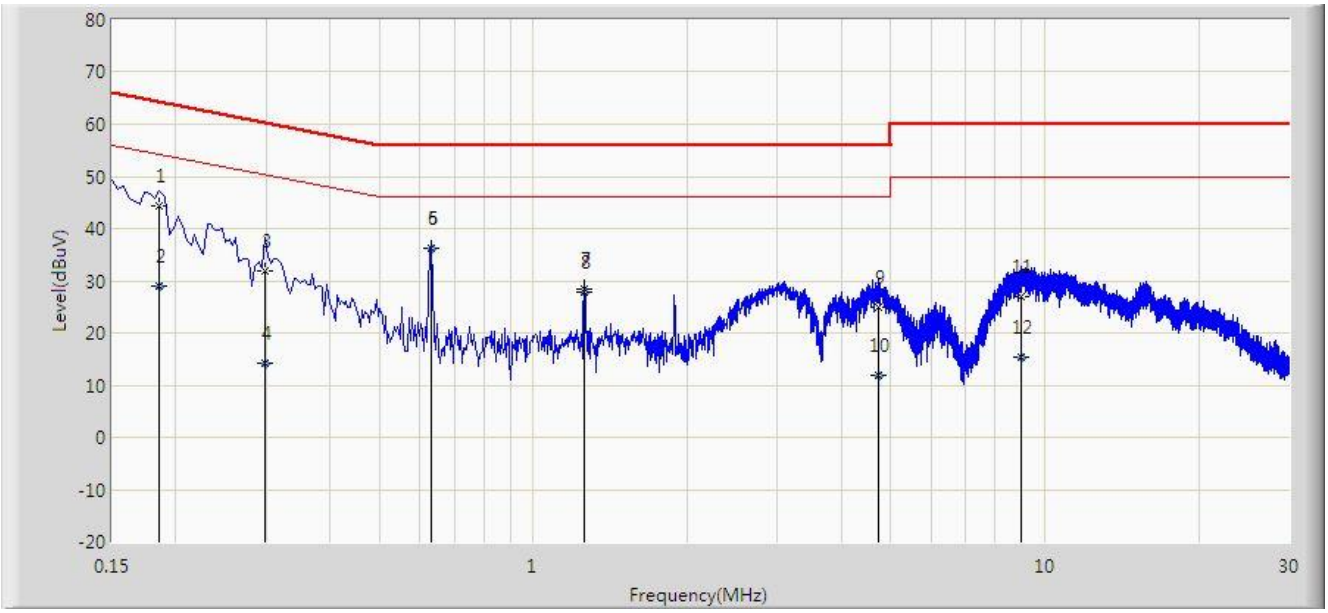

No	Flag	Mark	Frequency (MHz)	Measure Level (dBμV)	Reading Level (dBμV)	Margin (dB)	Limit (dBμV)	Factor (dB)	Type
1			0.186	44.444	34.998	-19.770	64.213	9.445	QP
2			0.186	28.917	19.471	-25.296	54.213	9.445	AV
3			0.298	31.956	22.440	-28.342	60.298	9.516	QP
4			0.298	14.323	4.807	-35.975	50.298	9.516	AV
5			0.630	36.340	26.800	-19.660	56.000	9.540	QP
6		*	0.630	36.240	26.700	-9.760	46.000	9.540	AV
7			1.258	28.513	18.971	-27.487	56.000	9.543	QP
8			1.258	27.955	18.412	-18.045	46.000	9.543	AV
9			4.730	24.925	15.241	-31.075	56.000	9.683	QP
10			4.730	11.962	2.279	-34.038	46.000	9.683	AV
11			9.010	26.833	16.899	-33.167	60.000	9.934	QP
12			9.010	15.494	5.560	-34.506	50.000	9.934	AV

Note: Measure Level (dBμV) = Reading Level (dBμV) + Factor (dB)

Factor (dB) = Cable Loss (dB) + LISN Factor (dB)

Site: SIP-SR2	Time: 2021/06/04
Limit: FCC_Part15.207_CE_AC Power	Engineer: Rupert Wang
Probe: SIP-SR2-ENV216_101684_With Connector	Polarity: Line
EUT: Robotic Vacuum Cleaner	Power: AC 120V/60Hz
Test Mode: Transmit by 802.11n-HT20 at channel 2412MHz with CDZ12RR	

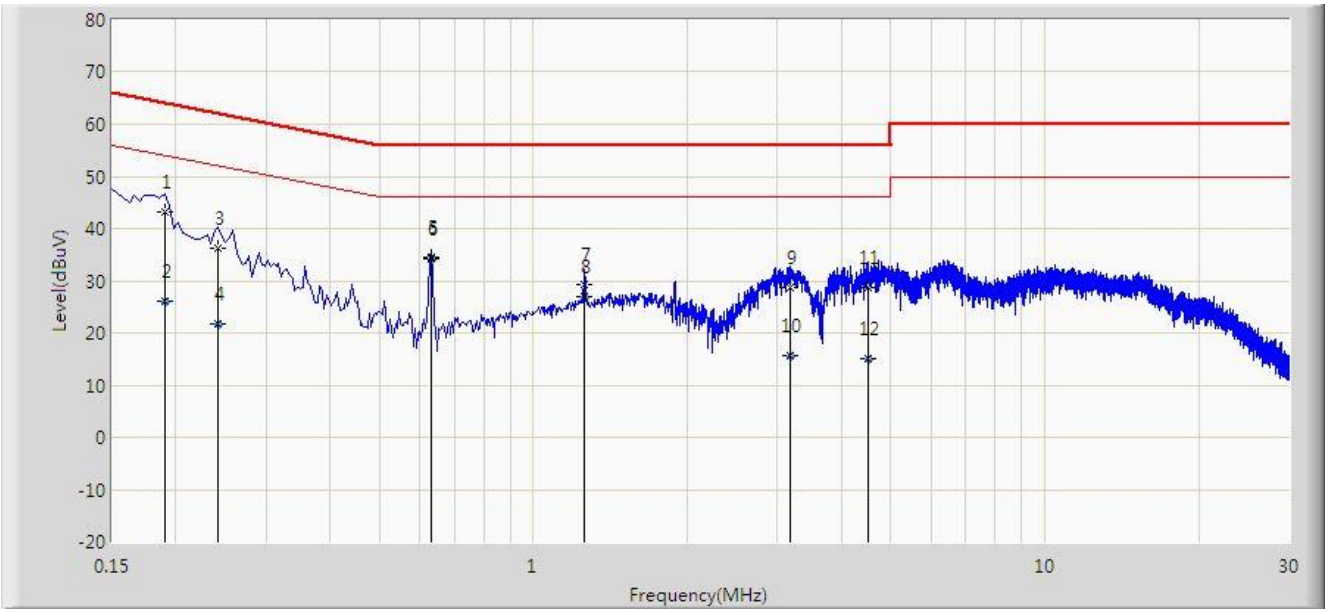

No	Flag	Mark	Frequency (MHz)	Measure Level (dBμV)	Reading Level (dBμV)	Margin (dB)	Limit (dBμV)	Factor (dB)	Type
1			0.190	43.243	33.771	-20.793	64.037	9.472	QP
2			0.190	26.201	16.729	-27.835	54.037	9.472	AV
3			0.242	36.349	26.827	-25.678	62.027	9.523	QP
4			0.242	21.862	12.340	-30.165	52.027	9.523	AV
5			0.630	34.560	25.000	-21.440	56.000	9.560	QP
6		*	0.630	34.260	24.700	-11.740	46.000	9.560	AV
7			1.258	29.332	19.772	-26.668	56.000	9.560	QP
8			1.258	27.088	17.528	-18.912	46.000	9.560	AV
9			3.170	28.838	19.189	-27.162	56.000	9.649	QP
10			3.170	15.648	5.999	-30.352	46.000	9.649	AV
11			4.526	28.827	19.119	-27.173	56.000	9.709	QP
12			4.526	15.214	5.506	-30.786	46.000	9.709	AV

Note: Measure Level (dBμV) = Reading Level (dBμV) + Factor (dB)

Factor (dB) = Cable Loss (dB) + LISN Factor (dB)

7. CONCLUSION

The data collected relate only the item(s) tested and show that the device is in compliance with the requirements specified in §15.247 of the FCC Rules and RSS-247 of the ISED rules.

The End

Appendix A - Test Setup Photograph

Refer to “2104RSU072-U4-UT” file.

Appendix B - EUT Photograph

Refer to “2104RSU072-U4-UE” file.