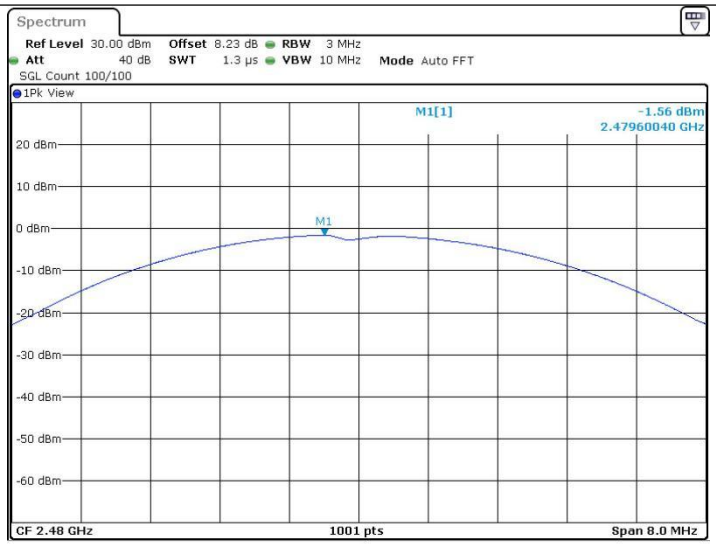
Spectrum
Ref Level 30.00 dBm Offset 8.23 dB RBW 3 MHz
Att 40 dB SWT 1.3 µs VBW 10 MHz Mode Auto FFT
SGL Count 100/100
1Pk View
M1[1] -1.56 dBm
2.47960040 GHz
M1
20 dBm
10 dBm
0 dBm
-10 dBm
-20 dBm
-30 dBm
-40 dBm
-50 dBm
-60 dBm
CF 2.48 GHz
1001 pts
Span 8.0 MHz

9.4 Appendix D: Carrier frequency separation

9.4.1 Test Result

TestMode	Antenna	Channel	Result[MHz]	Limit[MHz]	Verdict
DH5	Ant1	Hop	0.681	≥0.626	PASS
2DH5	Ant1	Hop	1.174	≥0.864	PASS
3DH5	Ant1	Hop	1	≥0.846	PASS

9.4.2 Test Graphs

DH5_Ant1_Hop

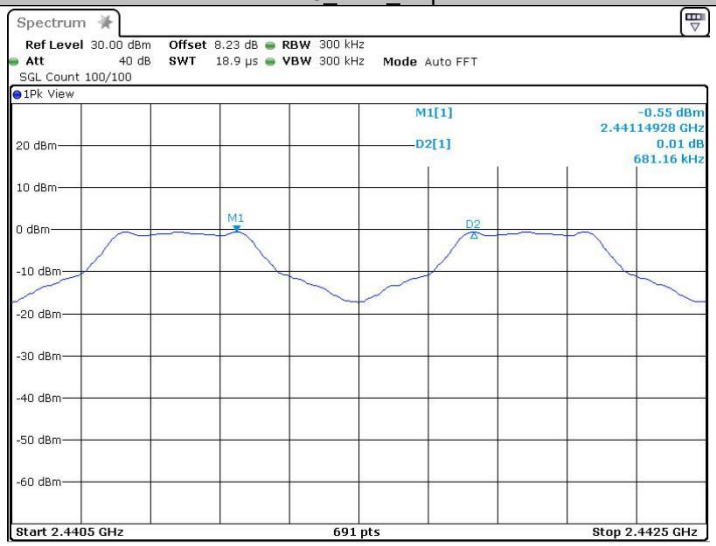

2DH5_Ant1_Hop

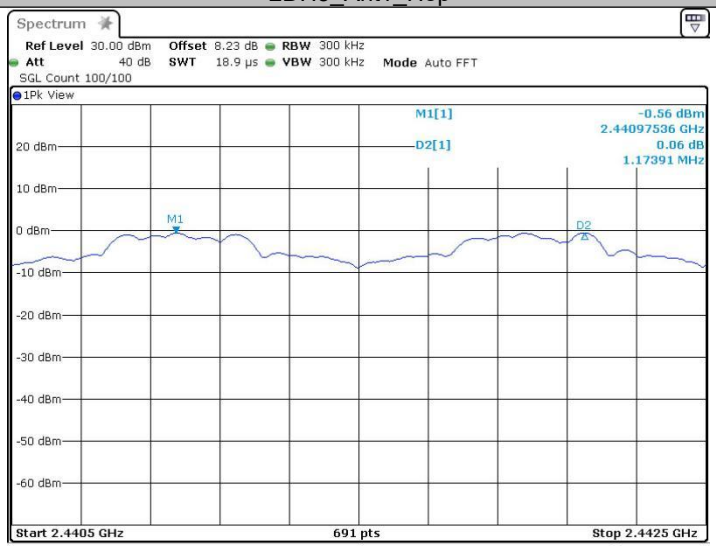

3DH5_Ant1_Hop

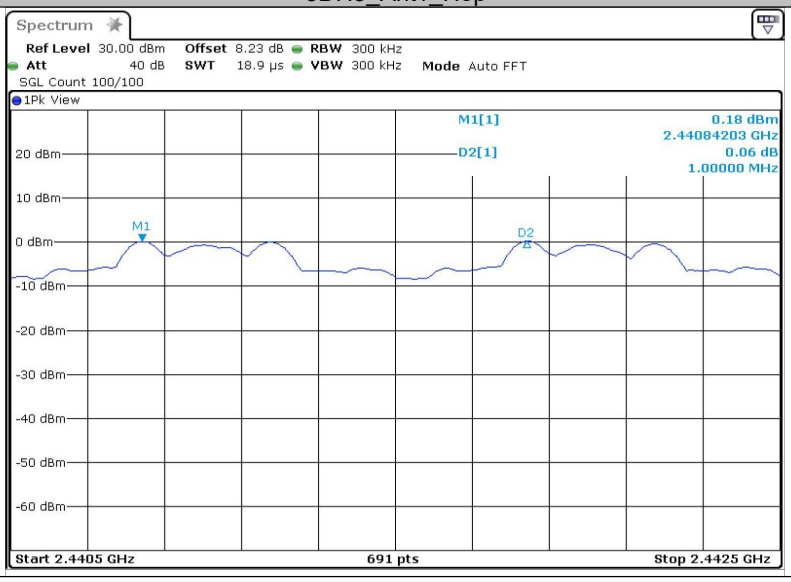

9.5 Appendix E: Time of occupancy

9.5.1 Test Result

TestMode	Antenna	Channel	BurstWidth [ms]	TotalHops [Num]	Result[s]	Limit[s]	Verdict
DH1	Ant1	Hop	0.41	320	0.132	≤0.4	PASS
DH3	Ant1	Hop	1.58	160	0.252	≤0.4	PASS
DH5	Ant1	Hop	2.61	90	0.235	≤0.4	PASS
2DH1	Ant1	Hop	0.42	320	0.136	≤0.4	PASS
2DH3	Ant1	Hop	1.62	180	0.291	≤0.4	PASS
2DH5	Ant1	Hop	2.61	120	0.313	≤0.4	PASS
3DH1	Ant1	Hop	0.43	320	0.138	≤0.4	PASS
3DH3	Ant1	Hop	1.41	220	0.311	≤0.4	PASS
3DH5	Ant1	Hop	2.61	130	0.339	≤0.4	PASS

9.5.2 Test Graphs

DH1_Ant1_Hop
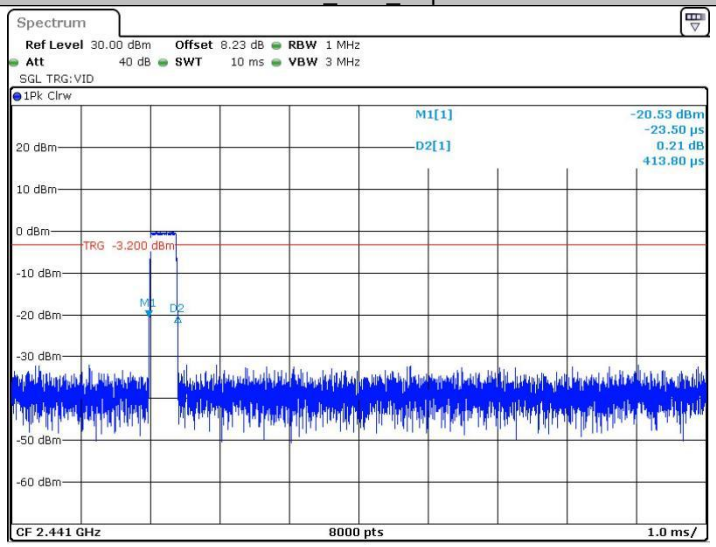
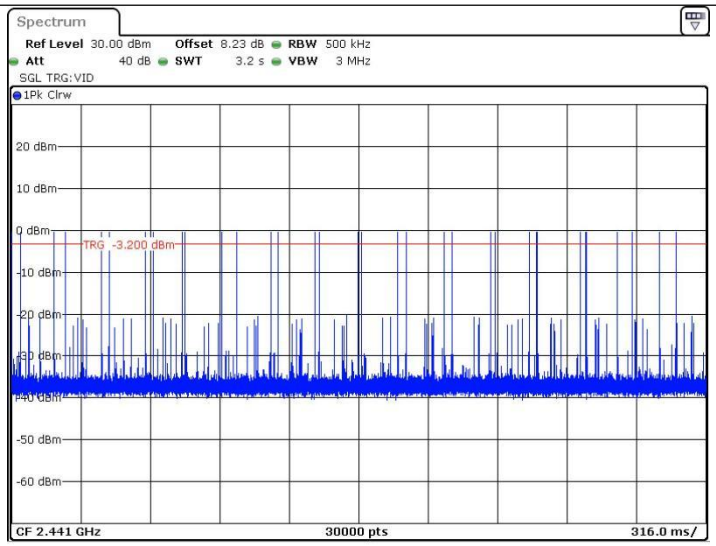
DH3_Ant1_Hop

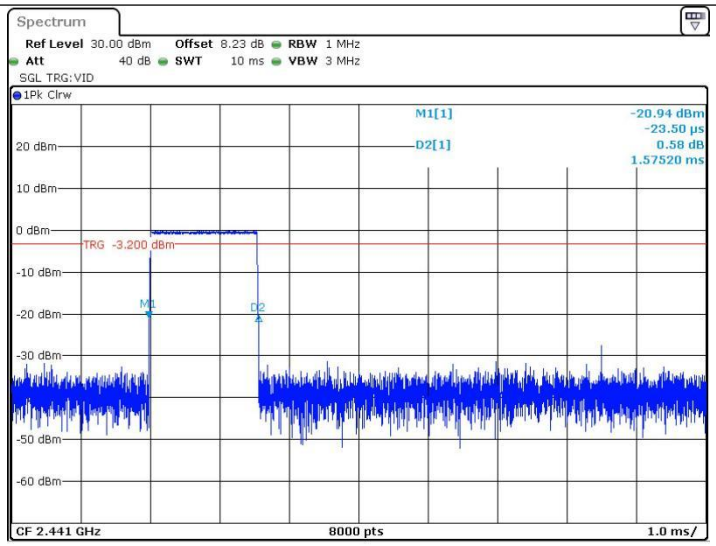
Spectrum
Ref Level 30.00 dBm Offset 8.23 dB RBW 1 MHz
Att 40 dB SWT 10 ms VBW 3 MHz
SGL TRG:VID
1Pk Clrw
M1[1] -20.94 dBm
-23.50 µs
D2[1] 0.58 dB
1.57520 ms
TRG -3.200 dBm
CF 2.441 GHz 8000 pts 1.0 ms/

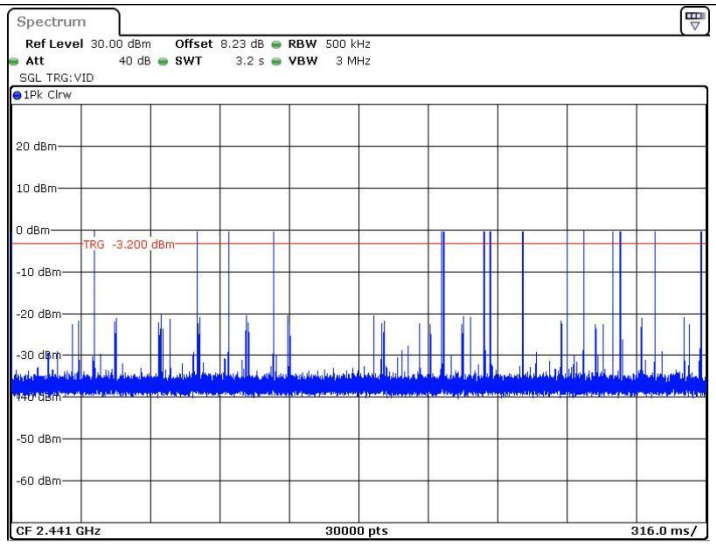
Spectrum
Ref Level 30.00 dBm Offset 8.23 dB RBW 500 kHz
Att 40 dB SWT 3.2 s VBW 3 MHz
SGL TRG:VID
1Pk Clrw
TRG -3.200 dBm
CF 2.441 GHz 30000 pts 316.0 ms/

DH5_Ant1_Hop

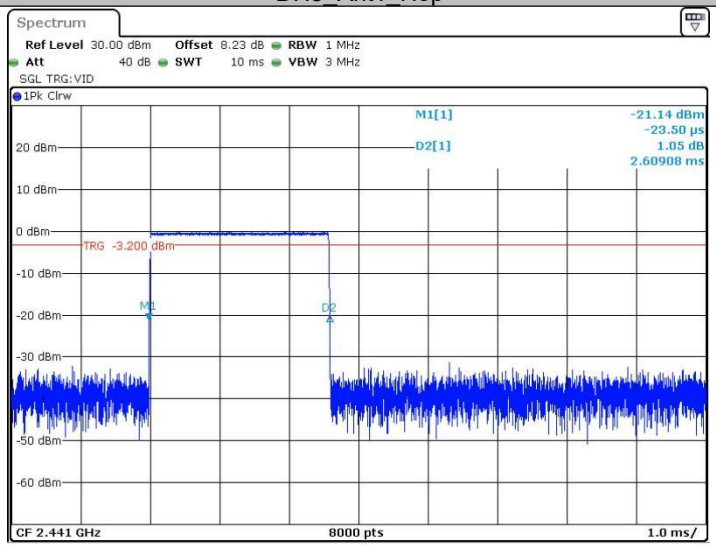
Spectrum
Ref Level 30.00 dBm Offset 8.23 dB RBW 1 MHz
Att 40 dB SWT 10 ms VBW 3 MHz
SGL TRG:VID
1Pk Clrw
M1[1] -21.14 dBm
-23.50 µs
D2[1] 1.05 dB
2.60908 ms
TRG -3.200 dBm
CF 2.441 GHz 8000 pts 1.0 ms/

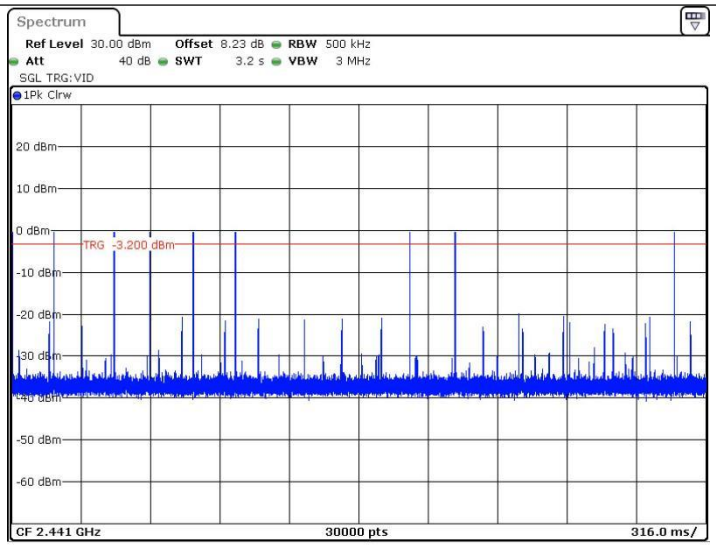

2DH1_Ant1_Hop

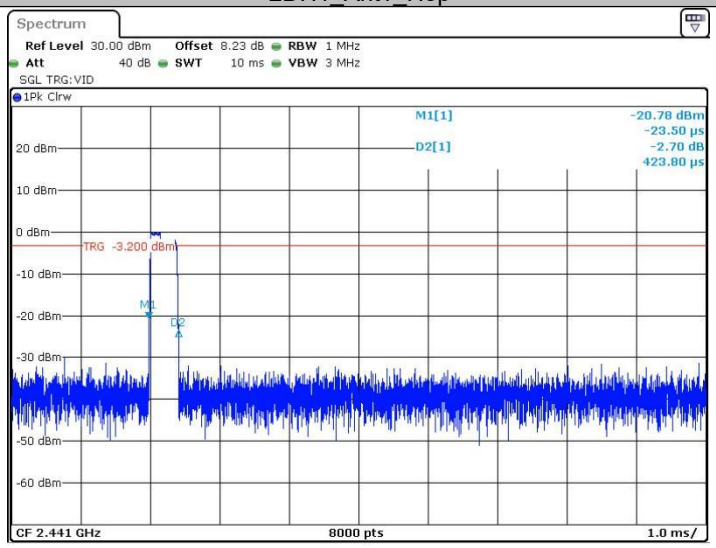

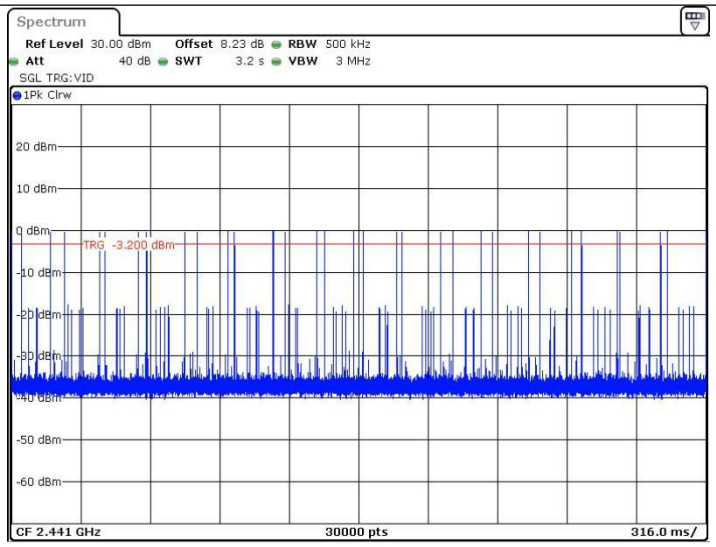

2DH3_Ant1_Hop

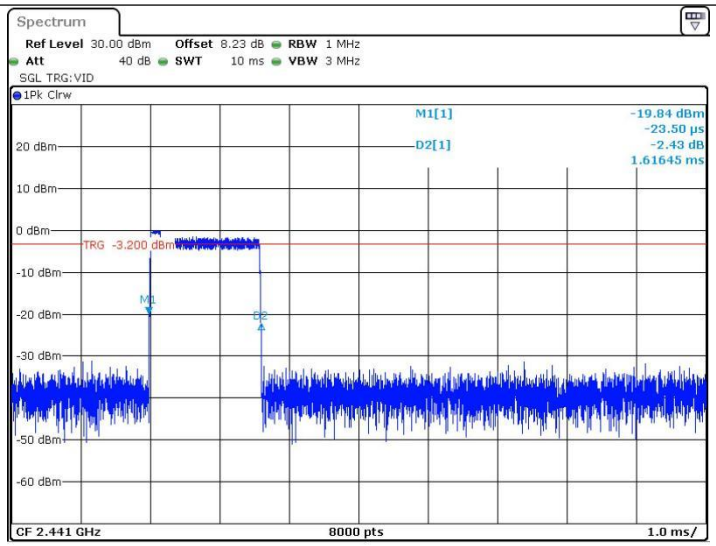

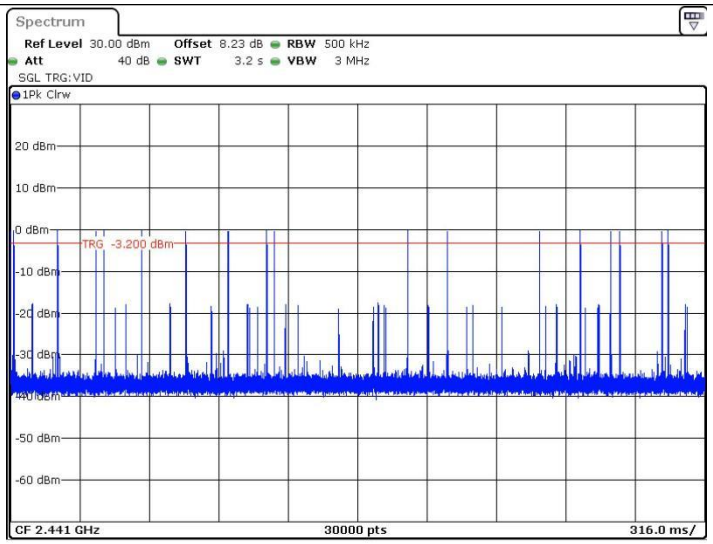

2DH5_Ant1_Hop

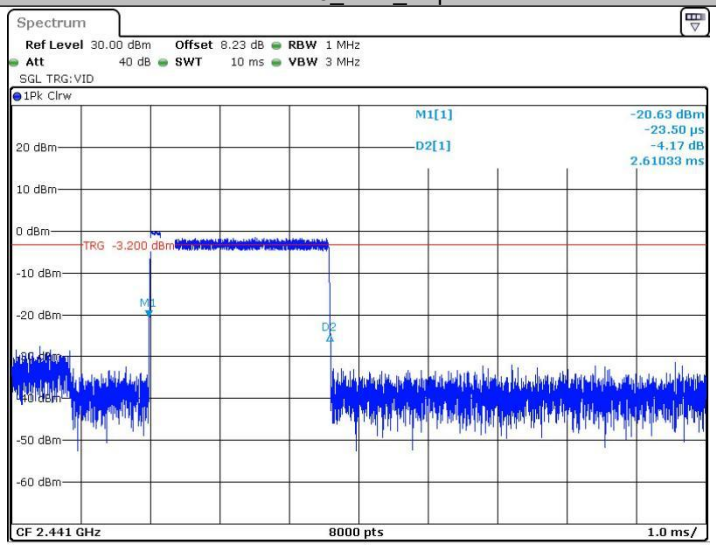

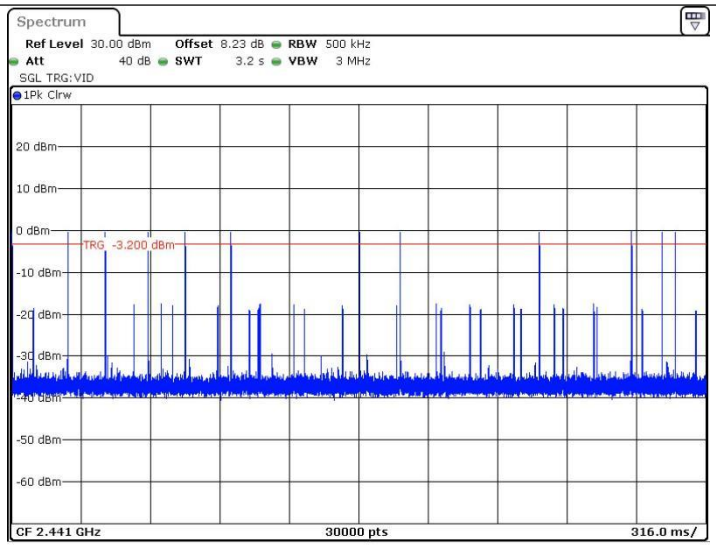

3DH1_Ant1_Hop

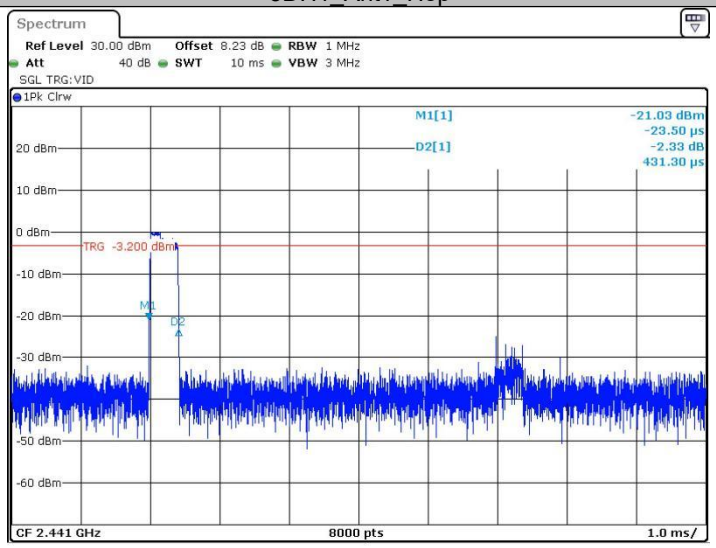

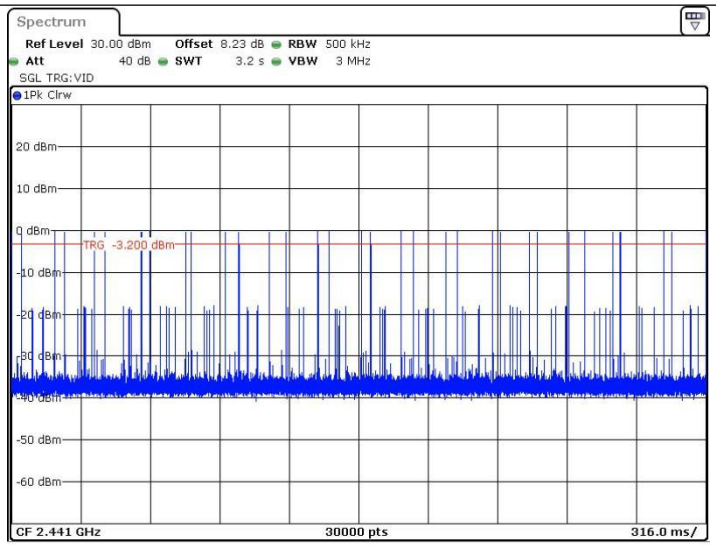

3DH3_Ant1_Hop

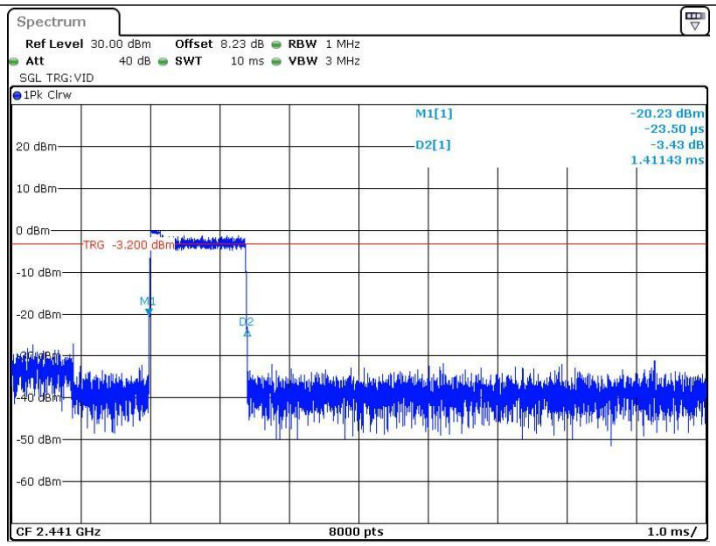

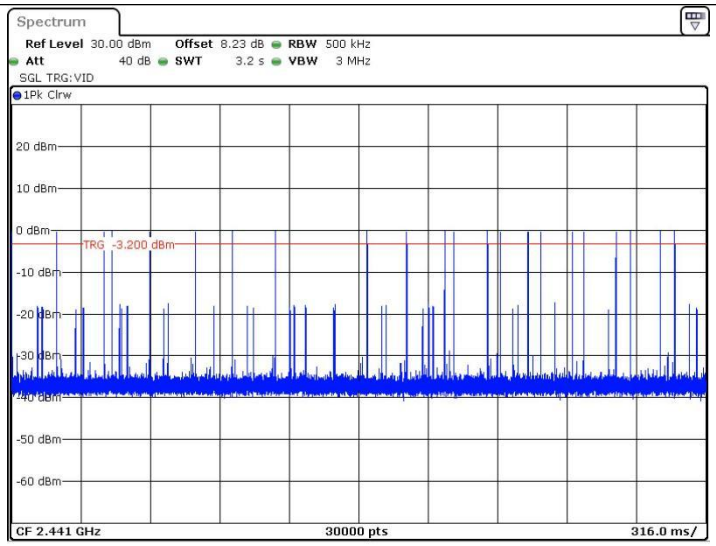

3DH5_Ant1_Hop

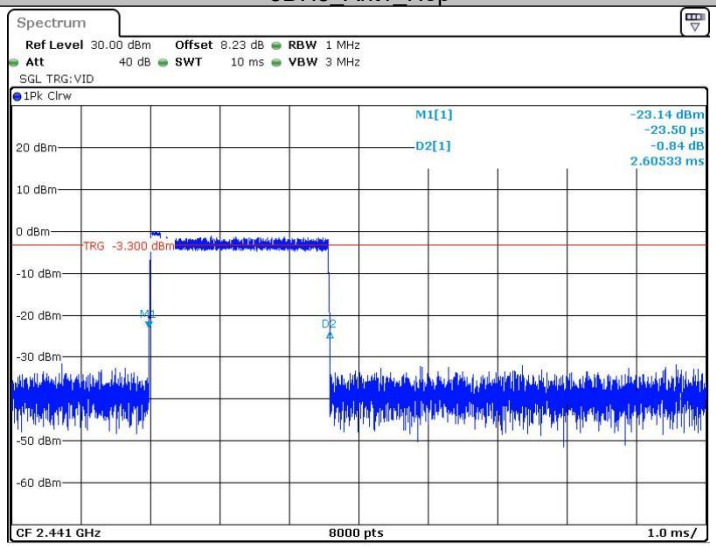

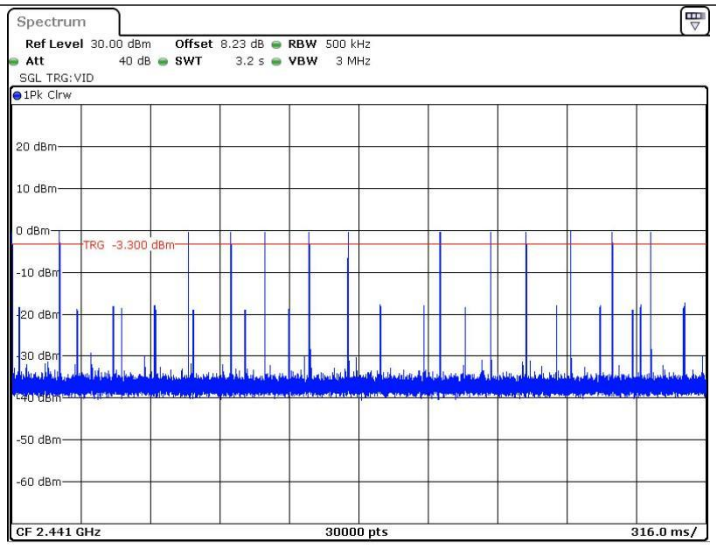
Spectrum
Ref Level 30.00 dBm Offset 8.23 dB RBW 500 kHz
Att 40 dB SWT 3.2 s VBW 3 MHz
SGL TRG:VID
1Pk Clrw
20 dBm
10 dBm
0 dBm
TRG -3.300 dBm
-10 dBm
-20 dBm
-30 dBm
-40 dBm
-50 dBm
-60 dBm
CF 2.441 GHz
30000 pts
316.0 ms/

9.6 Appendix F: Number of hopping channels

9.6.1 Test Result

TestMode	Antenna	Channel	Result[Num]	Limit[Num]	Verdict
DH5	Ant1	Hop	79	≥15	PASS
2DH5	Ant1	Hop	79	≥15	PASS
3DH5	Ant1	Hop	79	≥15	PASS

9.6.2 Test Graphs

DH5_Ant1_Hop

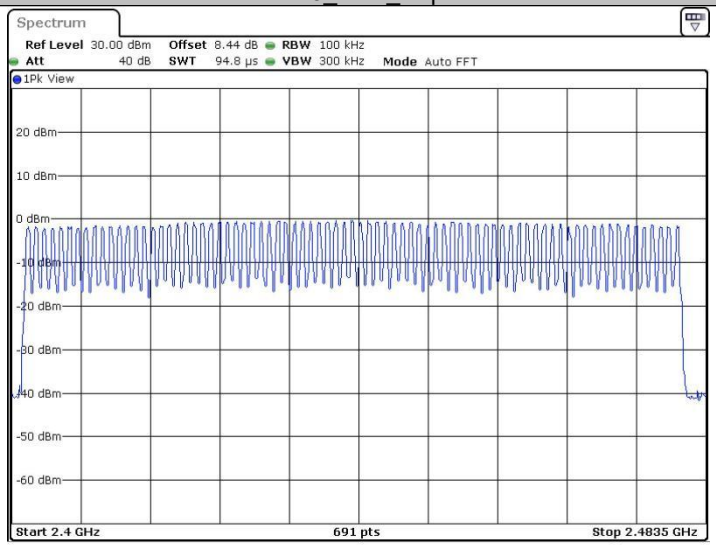

2DH5_Ant1_Hop

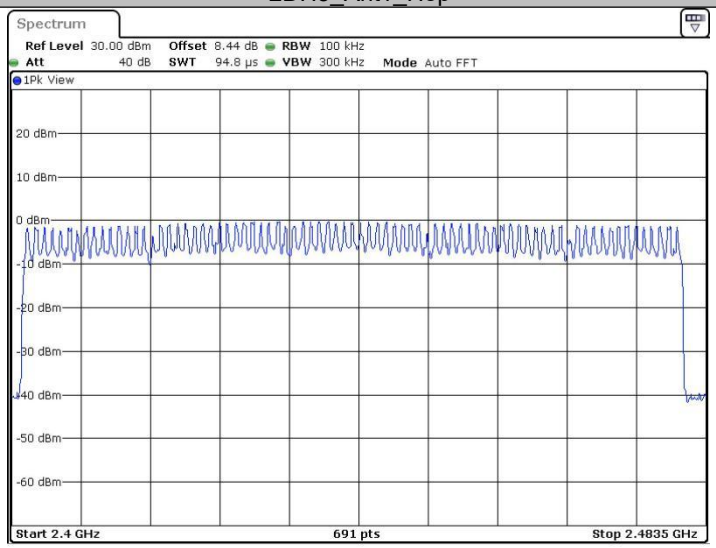

3DH5_Ant1_Hop

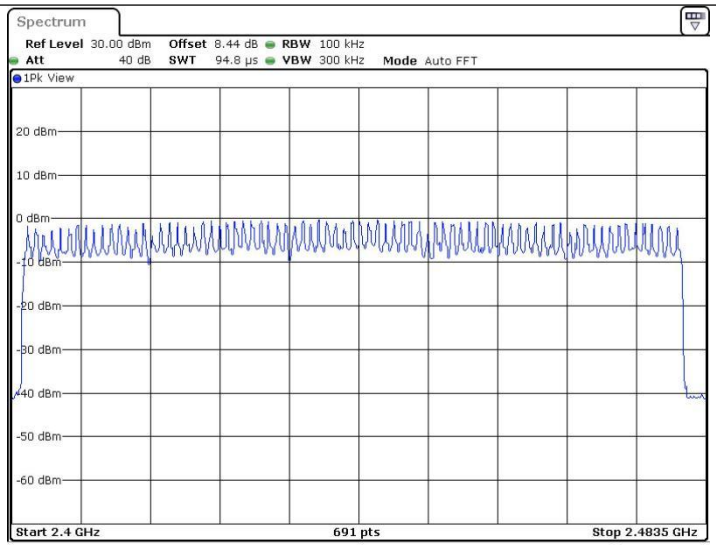
Spectrum
Ref Level 30.00 dBm Offset 8.44 dB RBW 100 kHz
Att 40 dB SWT 94.8 µs VBW 300 kHz Mode Auto FFT
1Pk View
20 dBm
10 dBm
0 dBm
-10 dBm
-20 dBm
-30 dBm
-40 dBm
-50 dBm
-60 dBm
Start 2.4 GHz
691 pts
Stop 2.4835 GHz

9.7 Appendix G: Band edge measurements

9.7.1 Test Result

TestMode	Antenna	ChName	Channel	RefLevel [dBm]	Result [dBm]	Limit [dBm]	Verdict
DH5	Ant1	Low	2402	-1.62	-45.53	≤-21.62	PASS
		High	2480	-1.73	-48.55	≤-21.73	PASS
		Low	Hop_2402	-2.39	-50.82	≤-22.39	PASS
		High	Hop_2480	-1.99	-47.65	≤-21.99	PASS
2DH5	Ant1	Low	2402	-1.69	-46.16	≤-21.69	PASS
		High	2480	-1.98	-47.45	≤-21.98	PASS
		Low	Hop_2402	-2.89	-50.52	≤-22.89	PASS
		High	Hop_2480	-6.65	-48.37	≤-26.65	PASS
3DH5	Ant1	Low	2402	-2.03	-46.08	≤-22.03	PASS
		High	2480	-2.43	-48.44	≤-22.43	PASS
		Low	Hop_2402	-7.91	-50.64	≤-27.91	PASS
		High	Hop_2480	-3.49	-49.02	≤-23.49	PASS

9.7.2 Test Graphs

DH5_Ant1_Low_2402

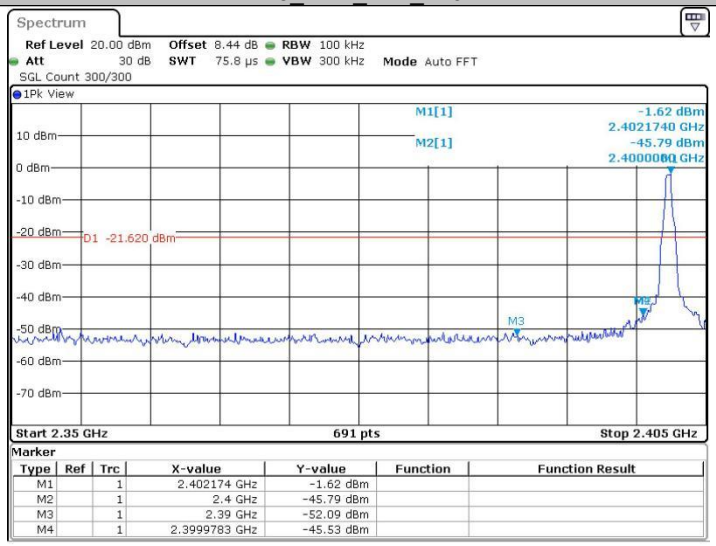

DH5_Ant1_High_2480

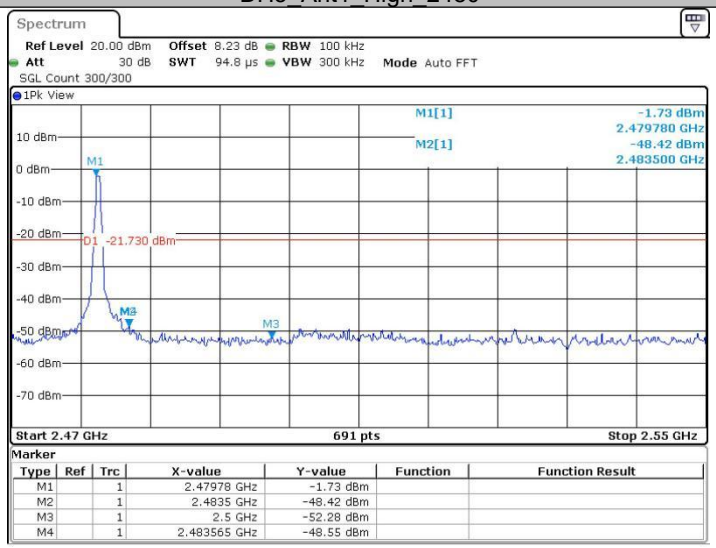

DH5_Ant1_Low_Hop_2402

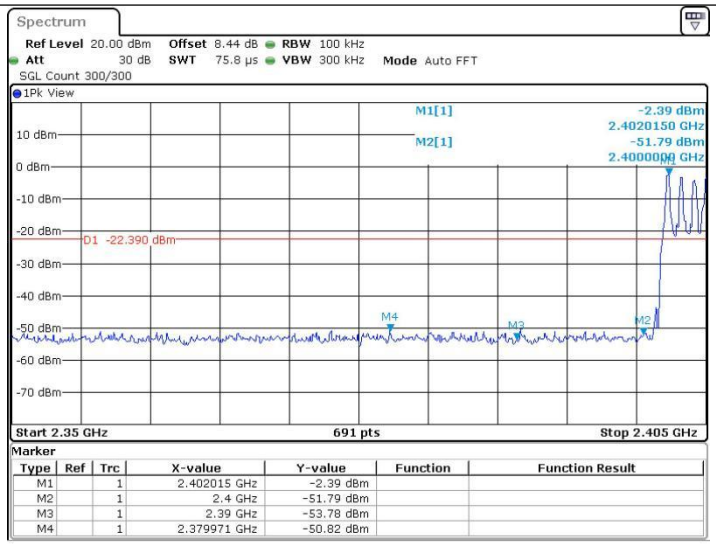

DH5_Ant1_High_Hop_2480

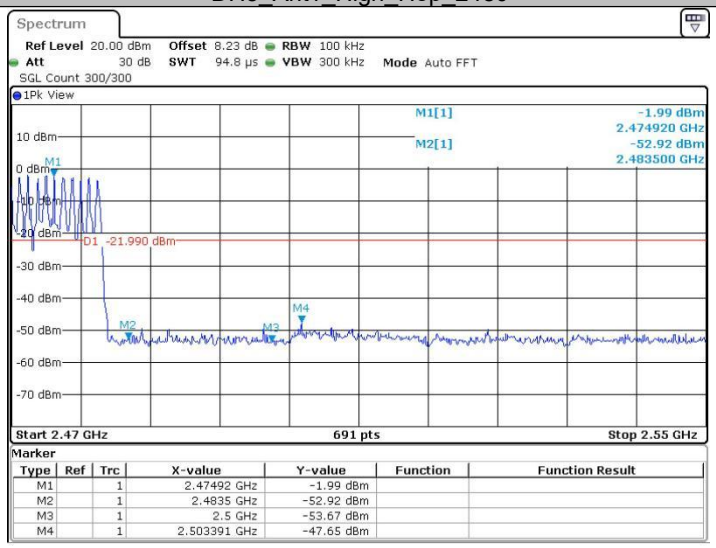

2DH5_Ant1_Low_2402

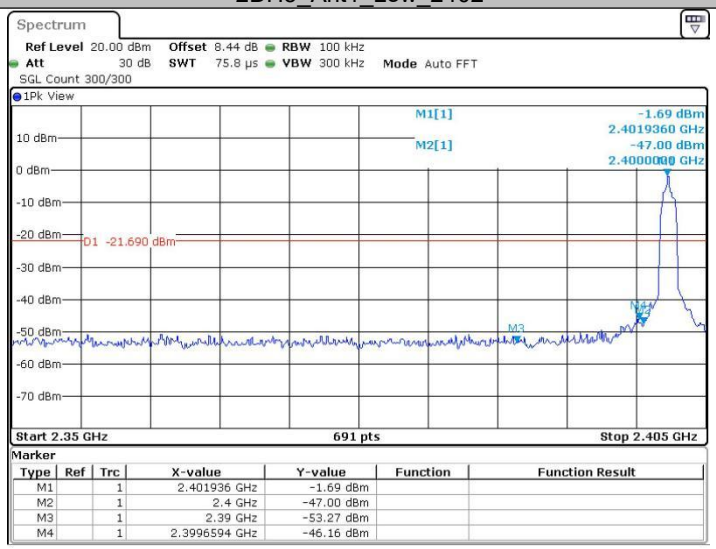

2DH5_Ant1_High_2480

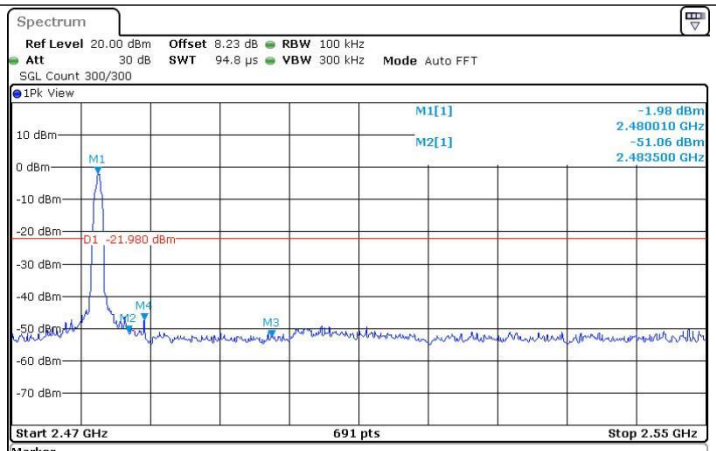

Marker

Type	Ref	Trc	X-value	Y-value	Function	Function Result
M1		1	2.48001 GHz	-1.98 dBm		
M2		1	2.4835 GHz	-51.06 dBm		
M3		1	2.5 GHz	-52.63 dBm		
M4		1	2.485304 GHz	-47.45 dBm		

2DH5_Ant1_Low_Hop_2402

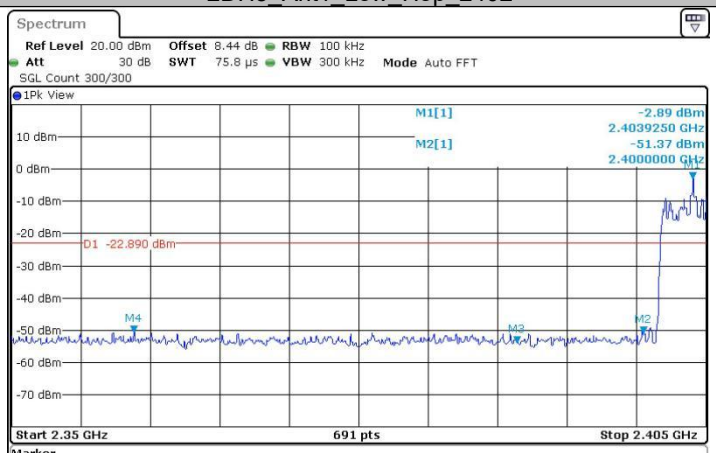

Marker

Type	Ref	Trc	X-value	Y-value	Function	Function Result
M1		1	2.403925 GHz	-2.89 dBm		
M2		1	2.4 GHz	-51.37 dBm		
M3		1	2.39 GHz	-53.84 dBm		
M4		1	2.3597246 GHz	-50.52 dBm		

2DH5_Ant1_High_Hop_2480

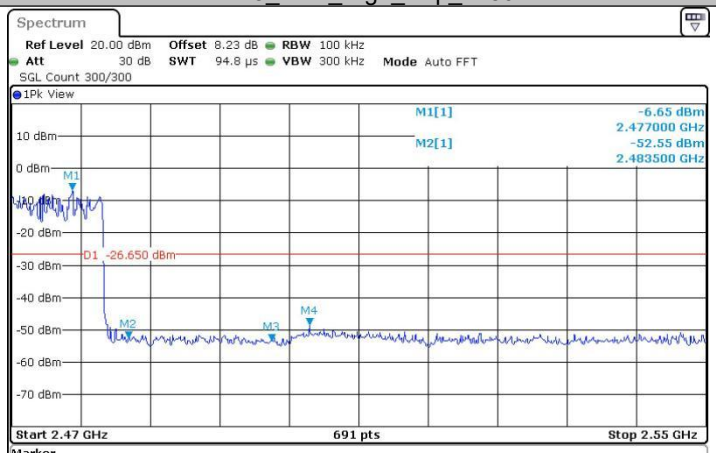

Marker

Type	Ref	Trc	X-value	Y-value	Function	Function Result
M1		1	2.477 GHz	-6.65 dBm		
M2		1	2.4835 GHz	-52.55 dBm		
M3		1	2.5 GHz	-53.38 dBm		
M4		1	2.504319 GHz	-48.37 dBm		

3DH5_Ant1_Low_2402

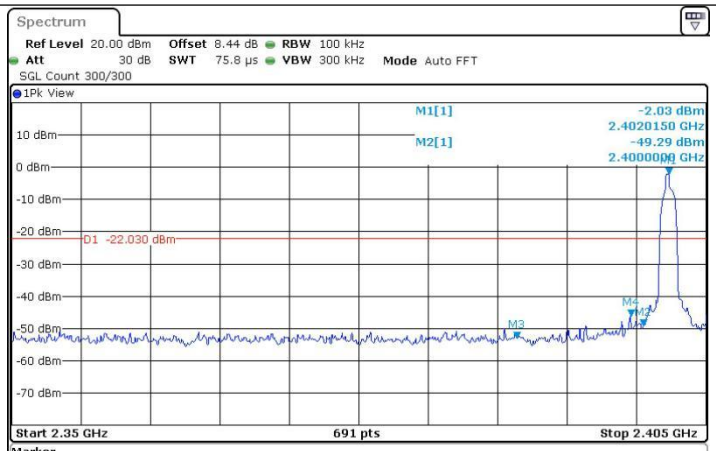

Marker

Type	Ref	Trc	X-value	Y-value	Function	Function Result
M1		1	2.402015 GHz	-2.03 dBm		
M2		1	2.4 GHz	-49.29 dBm		
M3		1	2.39 GHz	-53.25 dBm		
M4		1	2.3990217 GHz	-46.08 dBm		

3DH5_Ant1_High_2480

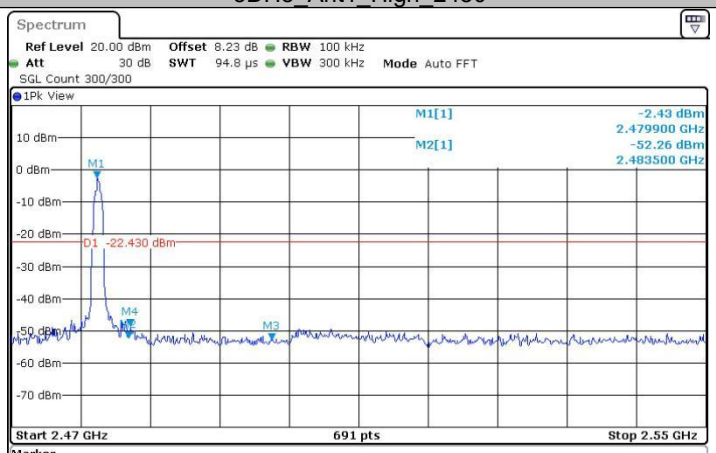

Marker

Type	Ref	Trc	X-value	Y-value	Function	Function Result
M1		1	2.4799 GHz	-2.43 dBm		
M2		1	2.4835 GHz	-52.26 dBm		
M3		1	2.5 GHz	-52.73 dBm		
M4		1	2.483681 GHz	-48.44 dBm		

3DH5_Ant1_Low_Hop_2402

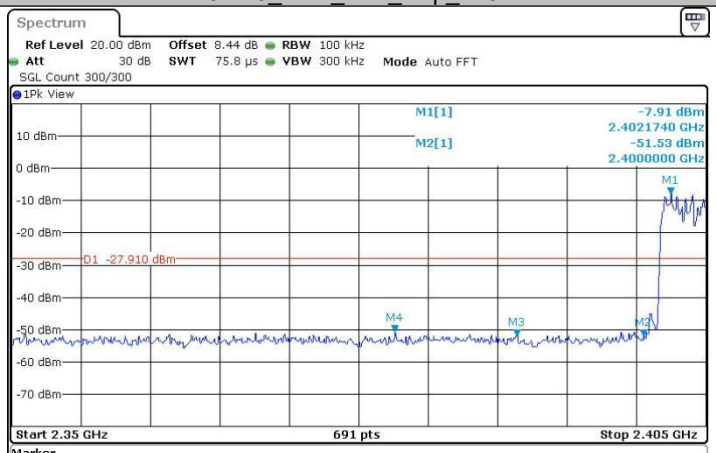

Marker

Type	Ref	Trc	X-value	Y-value	Function	Function Result
M1		1	2.402174 GHz	-7.91 dBm		
M2		1	2.4 GHz	-51.53 dBm		
M3		1	2.39 GHz	-52.04 dBm		
M4		1	2.3803696 GHz	-50.64 dBm		

3DH5_Ant1_High_Hop_2480

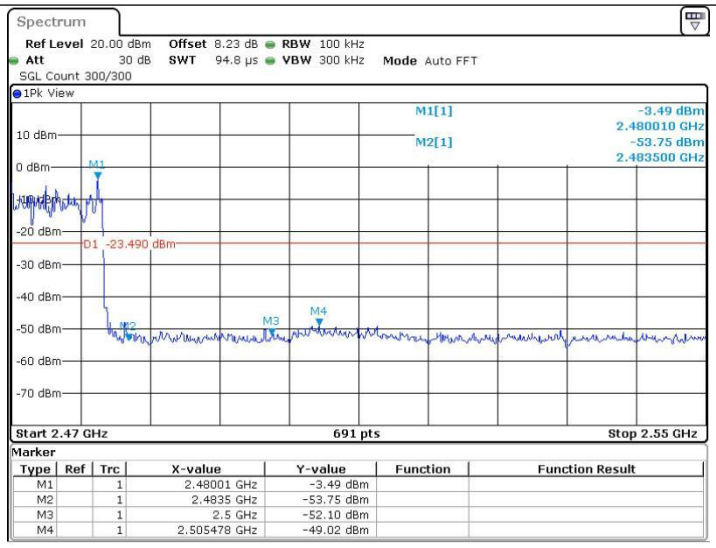
Spectrum
Ref Level 20.00 dBm Offset 8.23 dB RBW 100 kHz
Att 30 dB SWT 94.8 µs VBW 300 kHz Mode Auto FFT
SGL Count 300/300
1Pk View
M1[1] -3.49 dBm 2.480010 GHz
M2[1] -53.75 dBm 2.483500 GHz
10 dBm
0 dBm
-20 dBm
-30 dBm
-40 dBm
-50 dBm
-60 dBm
-70 dBm
D1 -23.490 dBm
M1
M2
M3
M4
Start 2.47 GHz 691 pts Stop 2.55 GHz
Marker
Type Ref Trc X-value Y-value Function Function Result
M1 1 2.48001 GHz -3.49 dBm
M2 1 2.4835 GHz -53.75 dBm
M3 1 2.5 GHz -52.10 dBm
M4 1 2.505478 GHz -49.02 dBm

9.8 Appendix H: Conducted Spurious Emission

9.8.1 Test Result

TestMode	Antenna	Channel	FreqRange [MHz]	RefLevel [dBm]	Result [dBm]	Limit [dBm]	Verdict
DH5	Ant1	2402	Reference	-1.69	-1.69	---	PASS
			30~1000	-1.69	-56.54	≤-21.69	PASS
			1000~26500	-1.69	-45.05	≤-21.69	PASS
		2441	Reference	-0.49	-0.49	---	PASS
			30~1000	-0.49	-57.53	≤-20.49	PASS
			1000~26500	-0.49	-47.61	≤-20.49	PASS
		2480	Reference	-1.73	-1.73	---	PASS
			30~1000	-1.73	-59.1	≤-21.73	PASS
			1000~26500	-1.73	-47.7	≤-21.73	PASS
2DH5	Ant1	2402	Reference	-1.69	-1.69	---	PASS
			30~1000	-1.69	-56.92	≤-21.69	PASS
			1000~26500	-1.69	-45.03	≤-21.69	PASS
		2441	Reference	-0.50	-0.50	---	PASS
			30~1000	-0.50	-59.19	≤-20.5	PASS
			1000~26500	-0.50	-47.24	≤-20.5	PASS
		2480	Reference	-1.70	-1.70	---	PASS
			30~1000	-1.70	-59.5	≤-21.7	PASS
			1000~26500	-1.70	-47.35	≤-21.7	PASS
3DH5	Ant1	2402	Reference	-1.68	-1.68	---	PASS
			30~1000	-1.68	-58.3	≤-21.68	PASS
			1000~26500	-1.68	-44.67	≤-21.68	PASS
		2441	Reference	-0.49	-0.49	---	PASS
			30~1000	-0.49	-58.76	≤-20.49	PASS
			1000~26500	-0.49	-47.37	≤-20.49	PASS
		2480	Reference	-1.68	-1.68	---	PASS
			30~1000	-1.68	-59.36	≤-21.68	PASS
			1000~26500	-1.68	-46.29	≤-21.68	PASS

9.8.2 Test Graphs

DH5_Ant1_2402_0~Reference

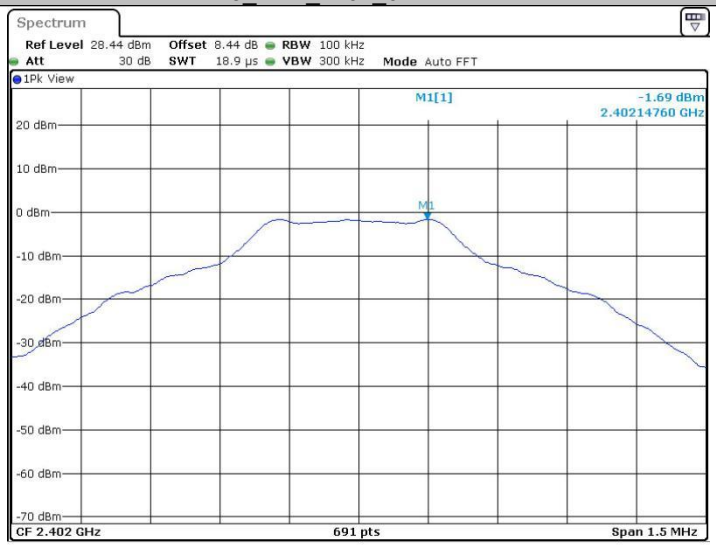

DH5_Ant1_2402_30~1000

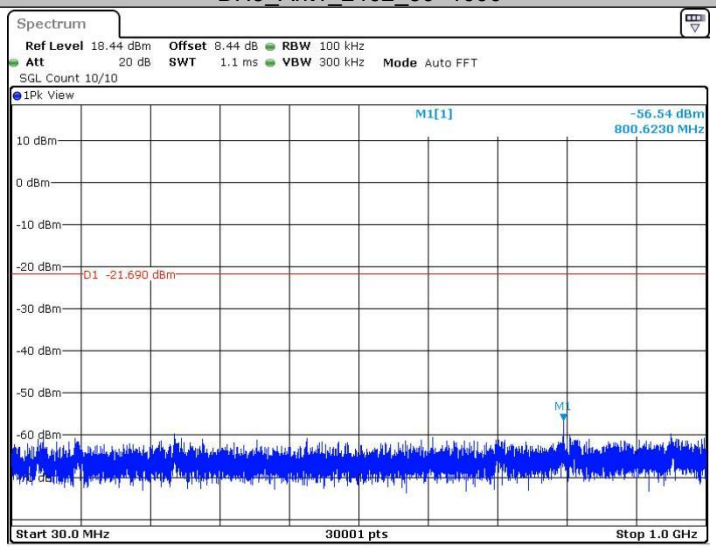

DH5_Ant1_2402_1000~26500

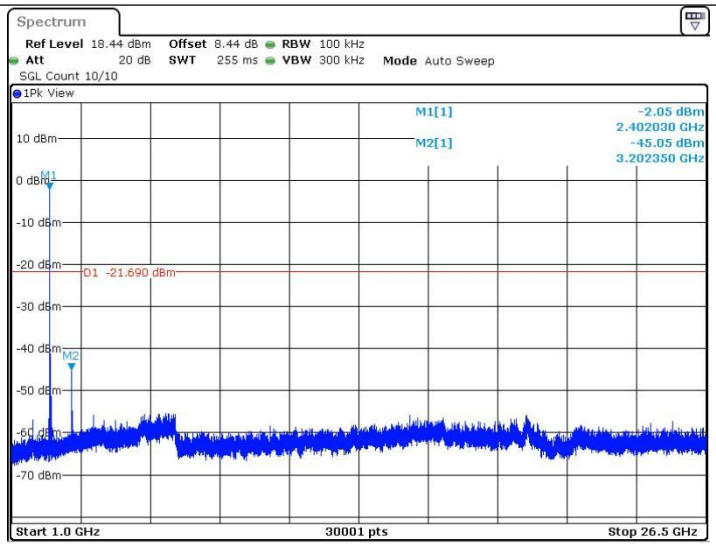

DH5_Ant1_2441_0~Reference

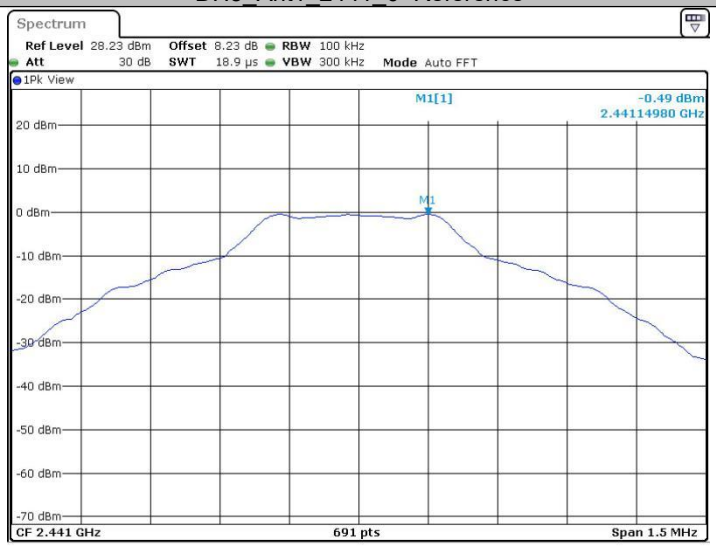

DH5_Ant1_2441_30~1000

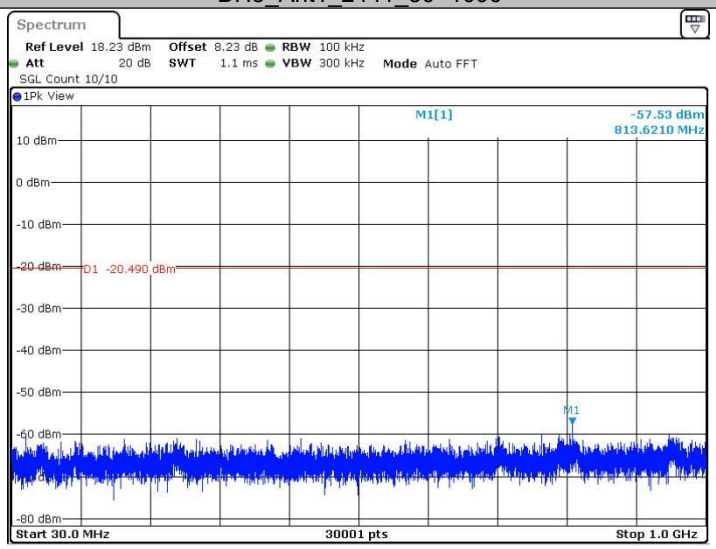

DH5_Ant1_2441_1000~26500

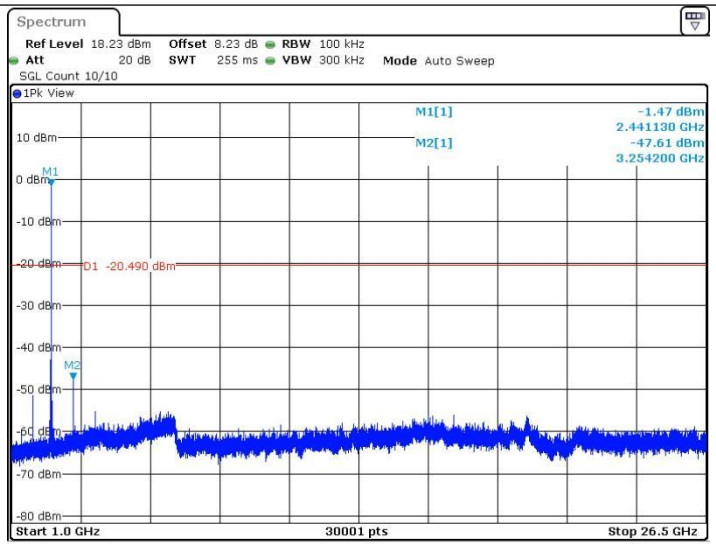

DH5_Ant1_2480_0~Reference

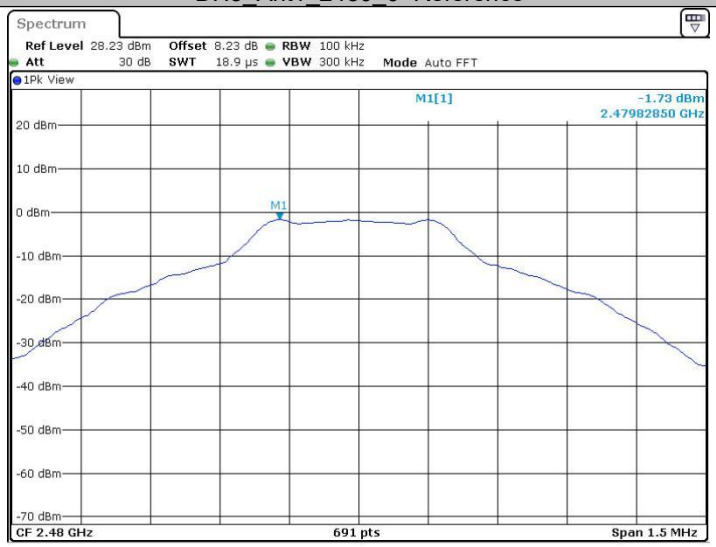

DH5_Ant1_2480_30~1000

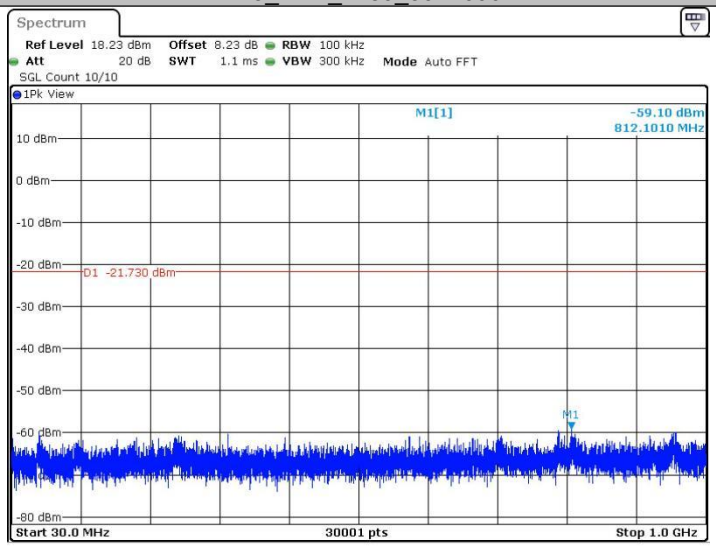

DH5_Ant1_2480_1000~26500

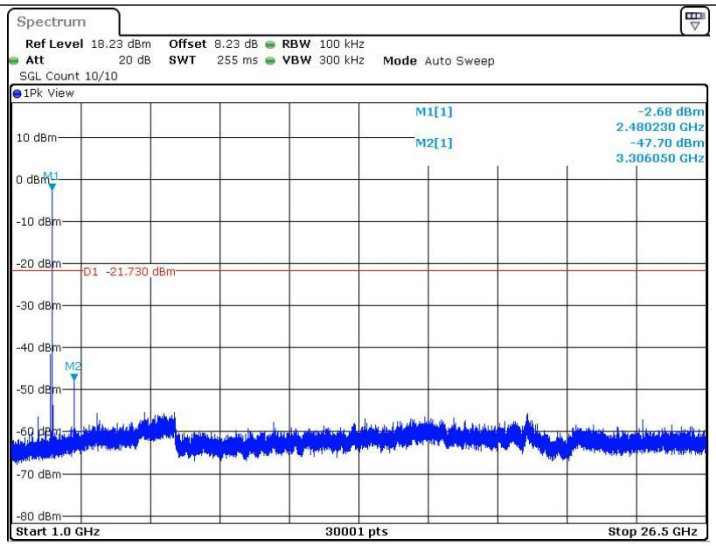

2DH5_Ant1_2402_0~Reference

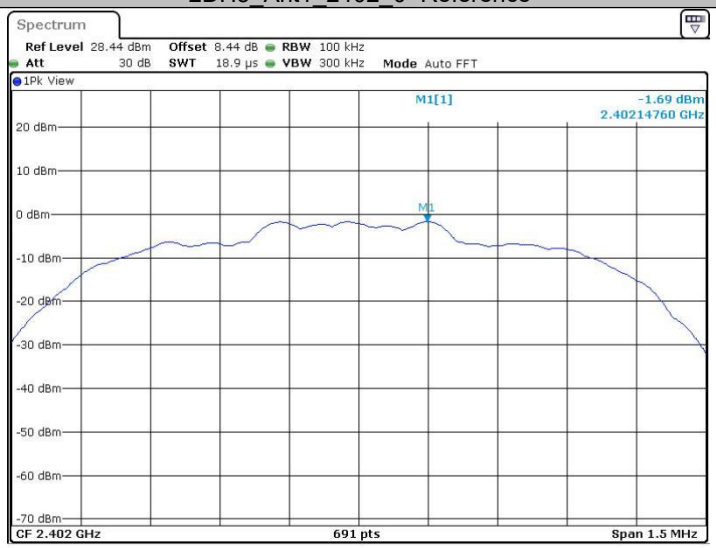

2DH5_Ant1_2402_30~1000

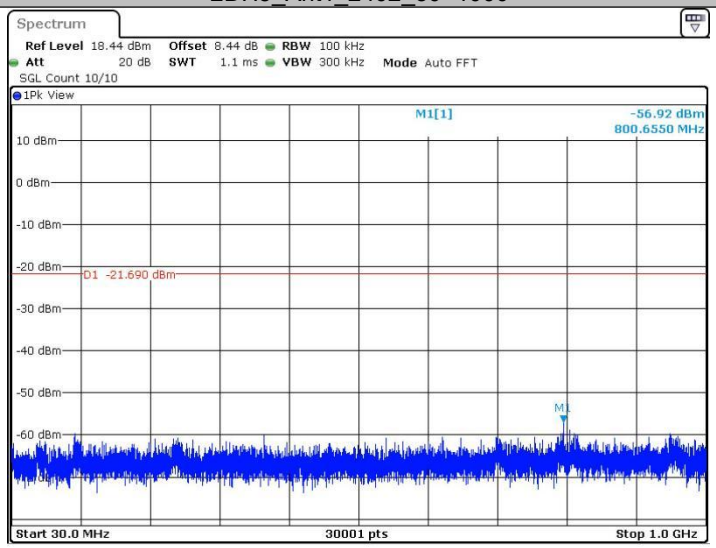

2DH5_Ant1_2402_1000~26500

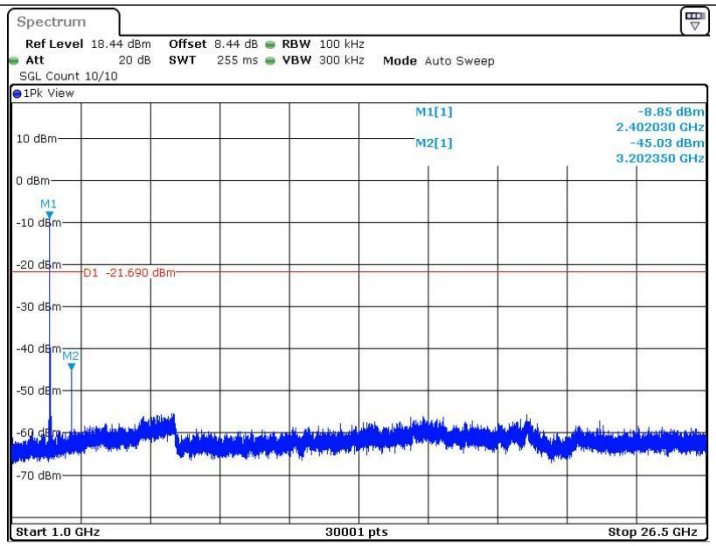

2DH5_Ant1_2441_0~Reference

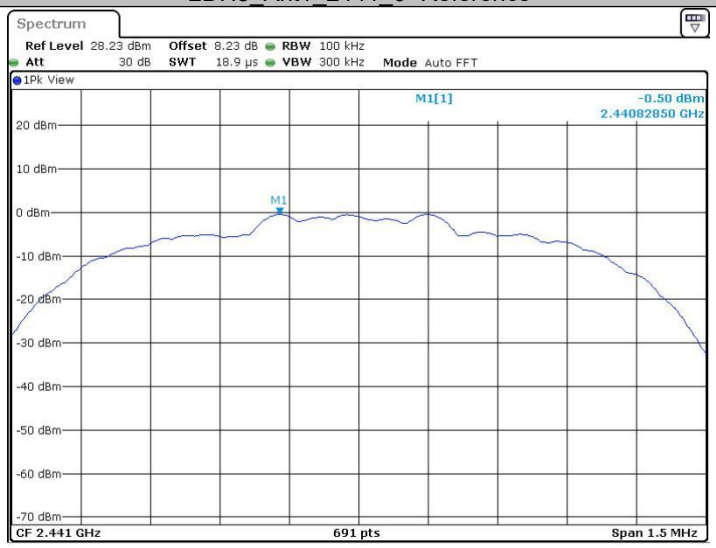

2DH5_Ant1_2441_30~1000

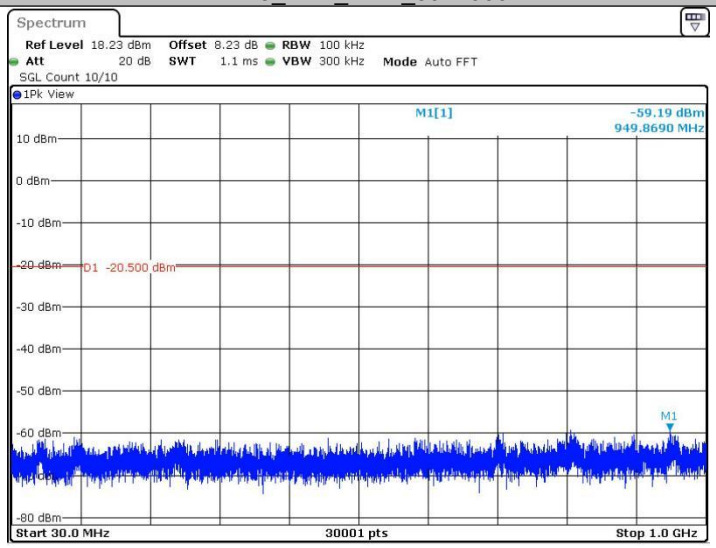

2DH5_Ant1_2441_1000~26500

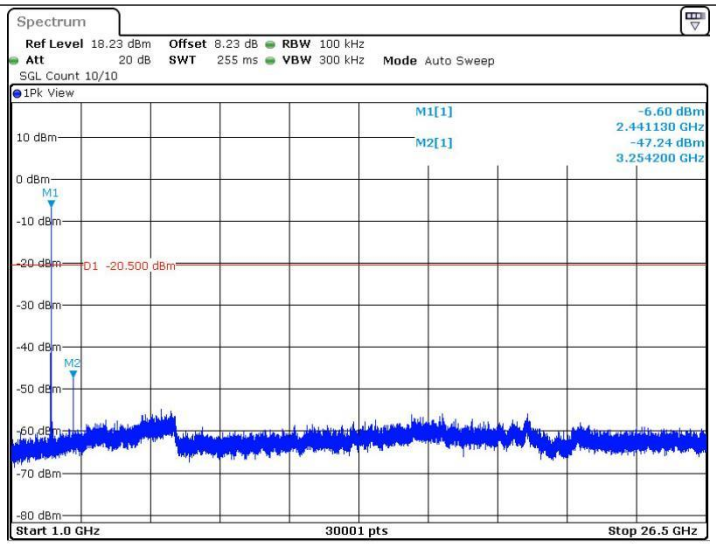

2DH5_Ant1_2480_0~Reference

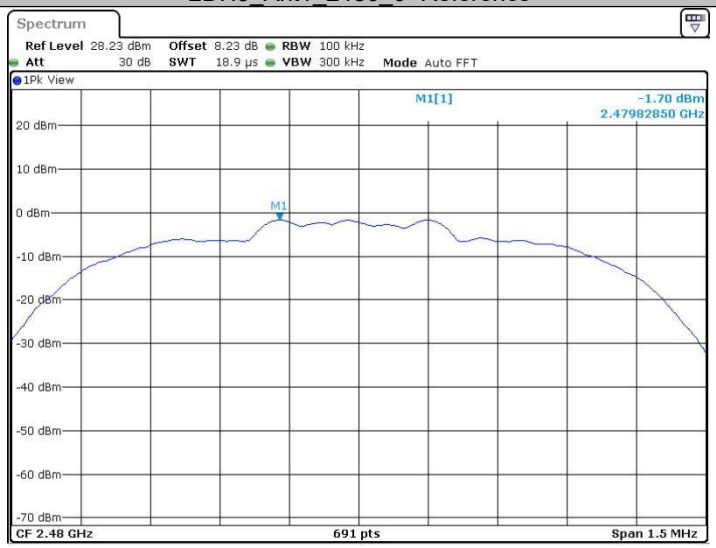

2DH5_Ant1_2480_30~1000

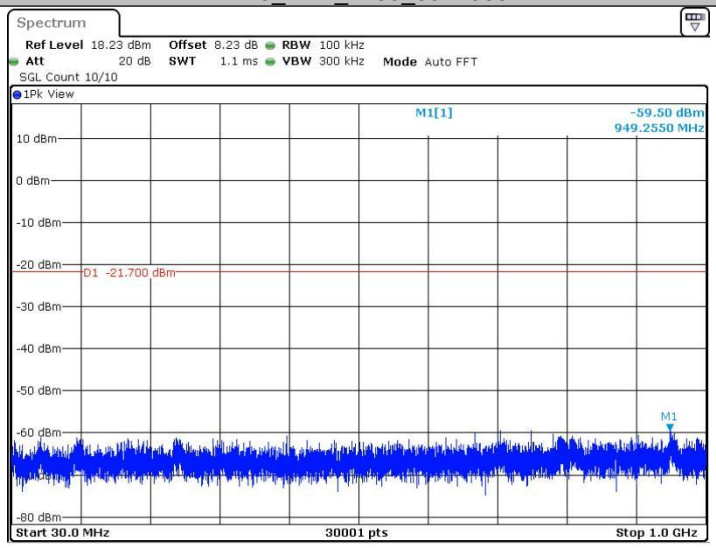

2DH5_Ant1_2480_1000~26500

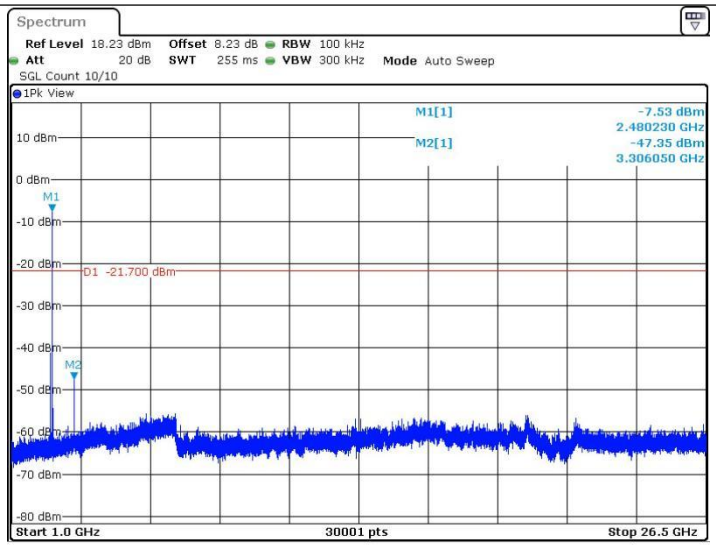

3DH5_Ant1_2402_0~Reference

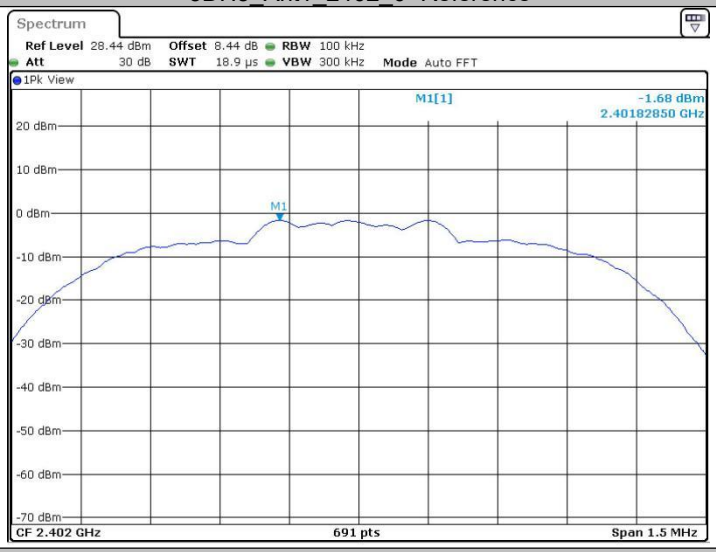

3DH5_Ant1_2402_30~1000

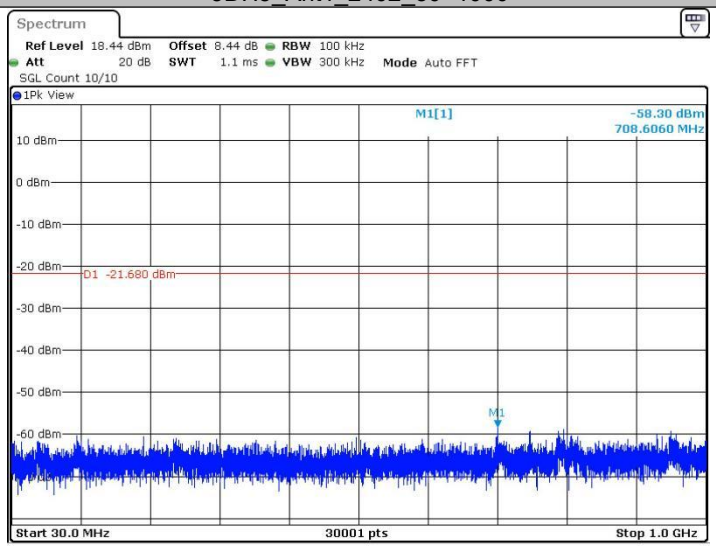

3DH5_Ant1_2402_1000~26500

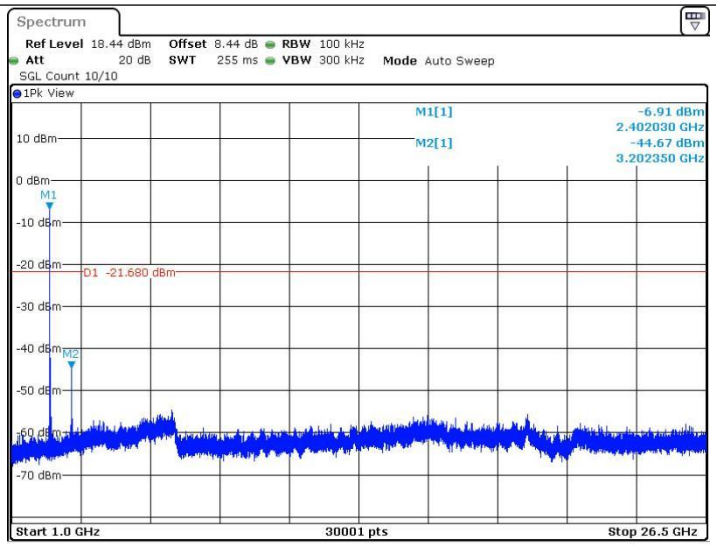

3DH5_Ant1_2441_0~Reference

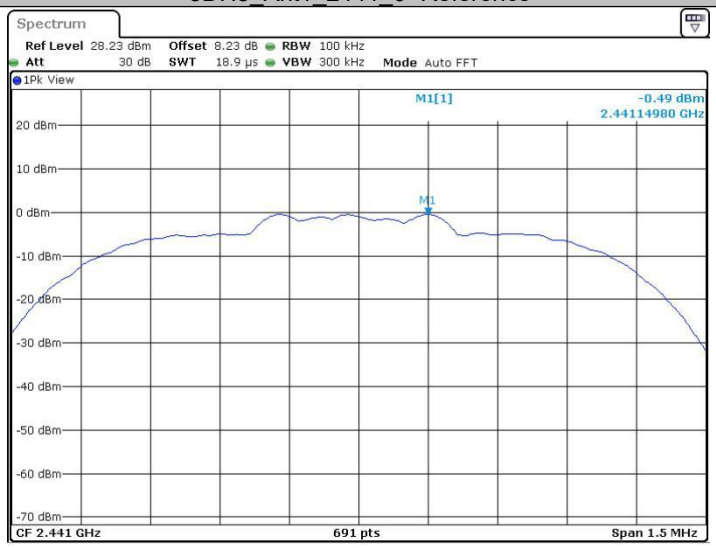

3DH5_Ant1_2441_30~1000

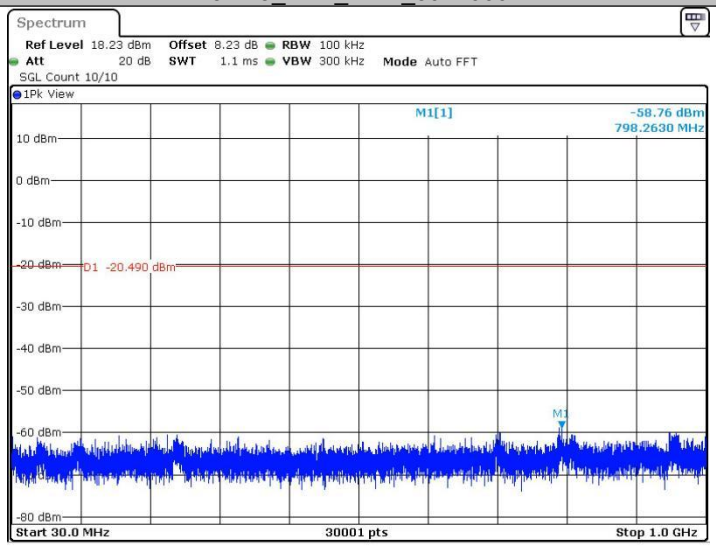

3DH5_Ant1_2441_1000~26500

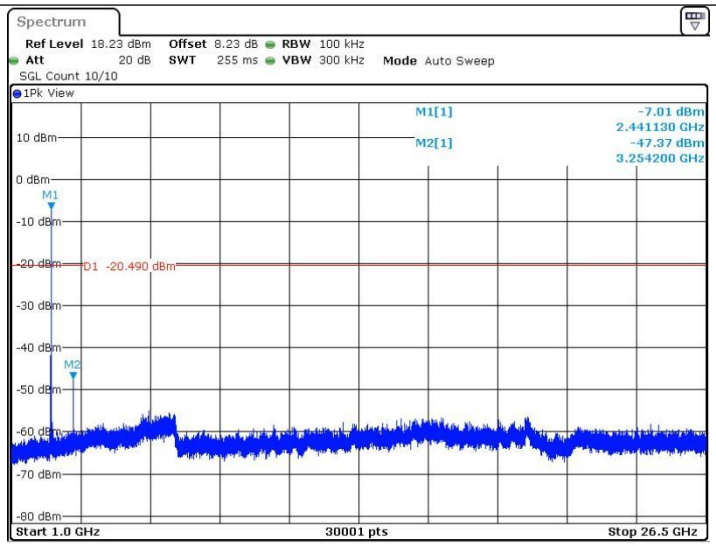

3DH5_Ant1_2480_0~Reference

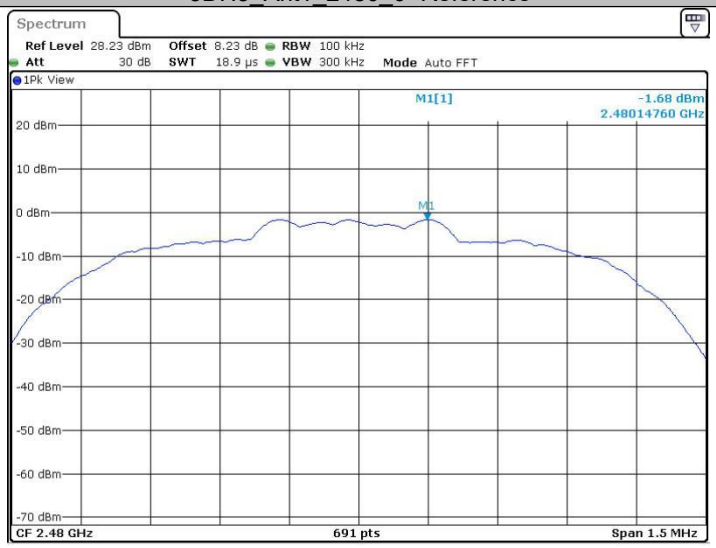

3DH5_Ant1_2480_30~1000

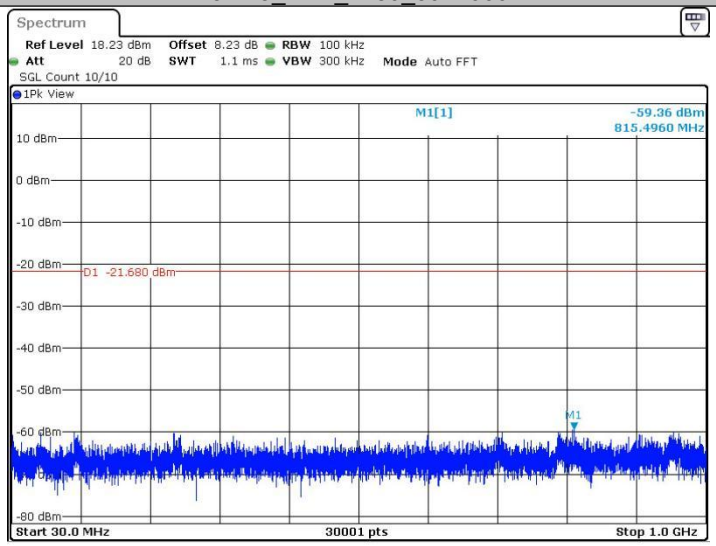

3DH5_Ant1_2480_1000~26500

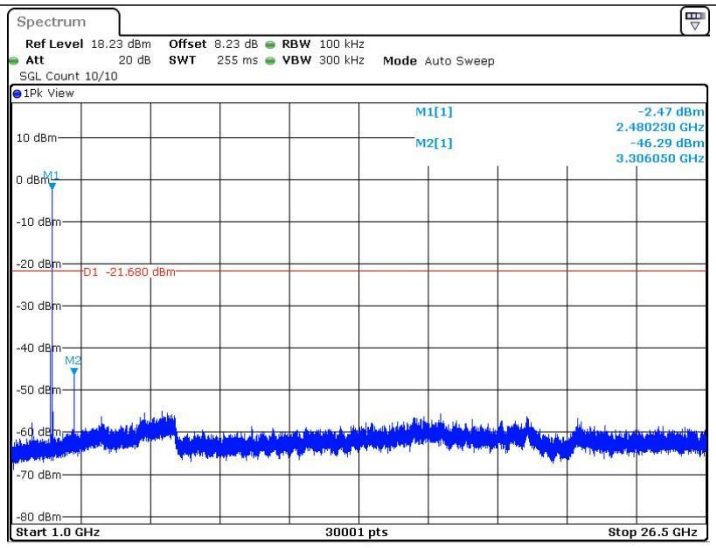

--- End of Report ---