n20 2462MHz Ant1 Ref

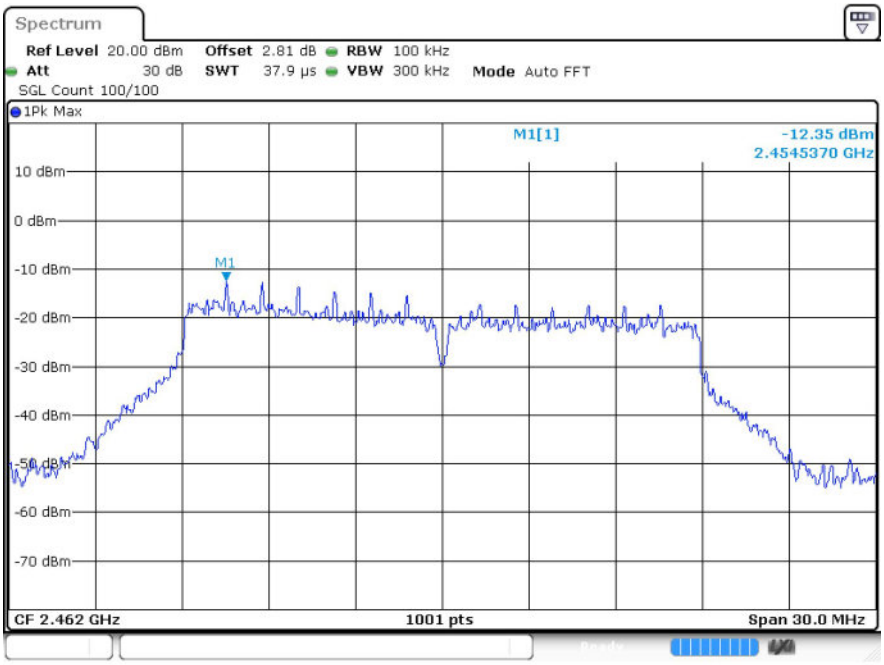

n20 2462MHz Ant1 Emission

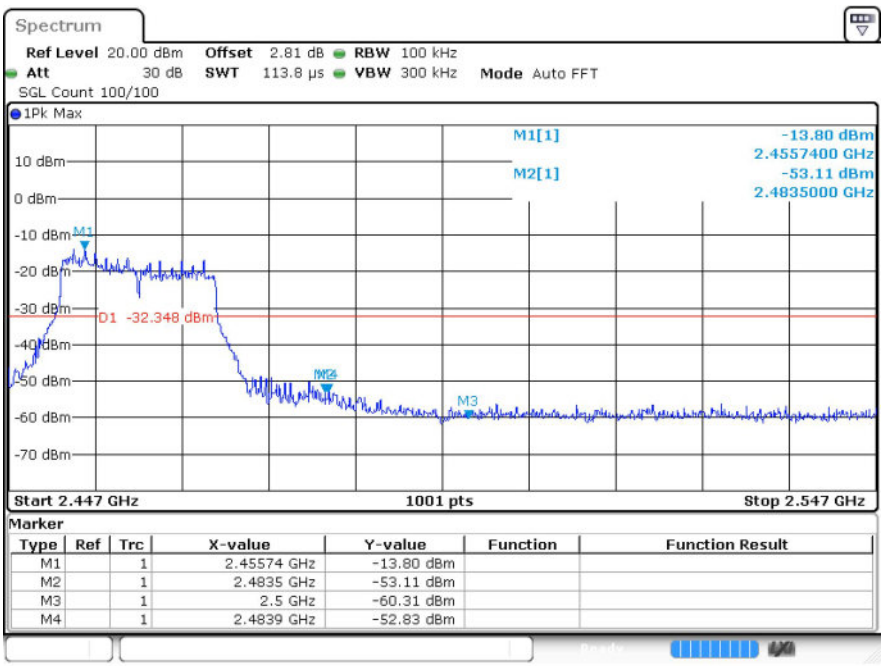

Type	Ref	Trc	X-value	Y-value	Function	Function Result
M1		1	2.45574 GHz	-13.80 dBm		
M2		1	2.4835 GHz	-53.11 dBm		
M3		1	2.5 GHz	-60.31 dBm		
M4		1	2.4839 GHz	-52.83 dBm		

n40 2422MHz Ant1 Ref

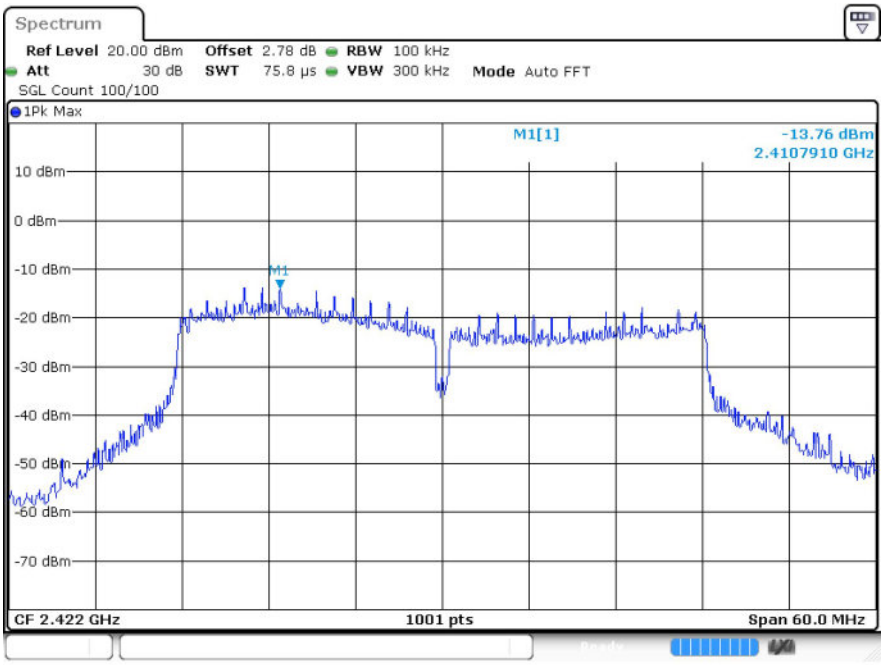

n40 2422MHz Ant1 Emission

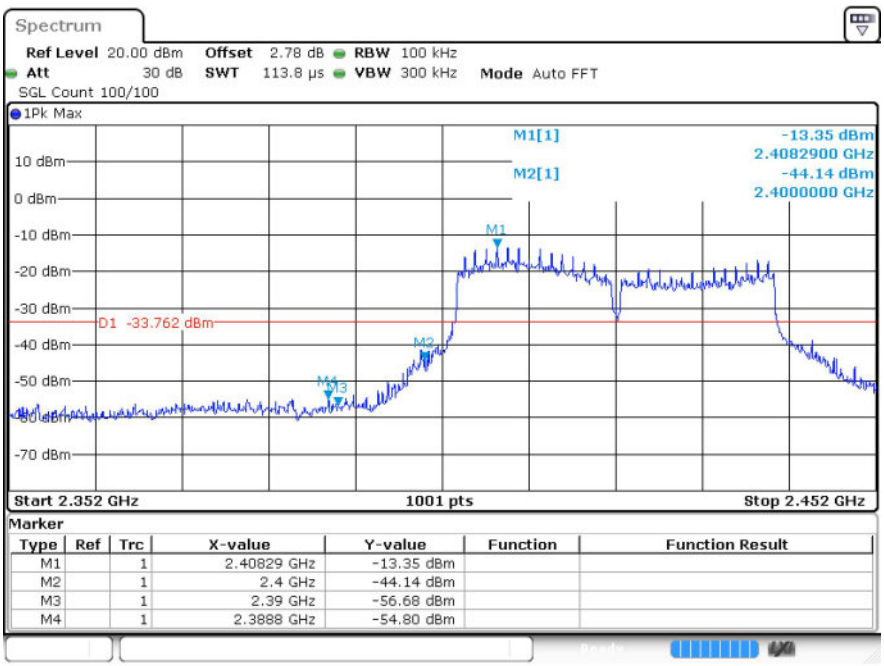

Type	Ref	Trc	X-value	Y-value	Function	Function Result
M1		1	2.40829 GHz	-13.35 dBm		
M2		1	2.4 GHz	-44.14 dBm		
M3		1	2.39 GHz	-56.68 dBm		
M4		1	2.3888 GHz	-54.80 dBm		

n40 2452MHz Ant1 Ref

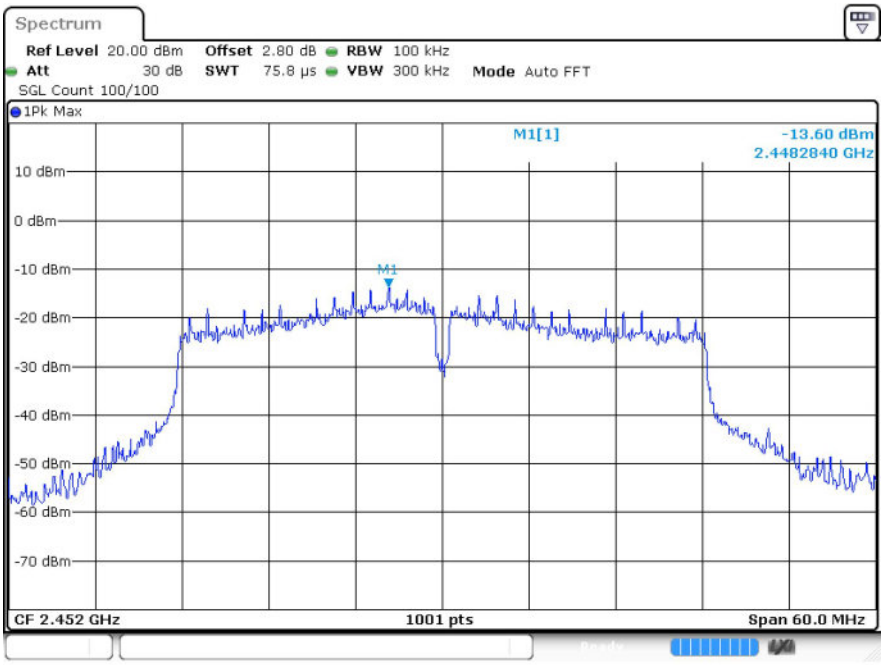

n40 2452MHz Ant1 Emission

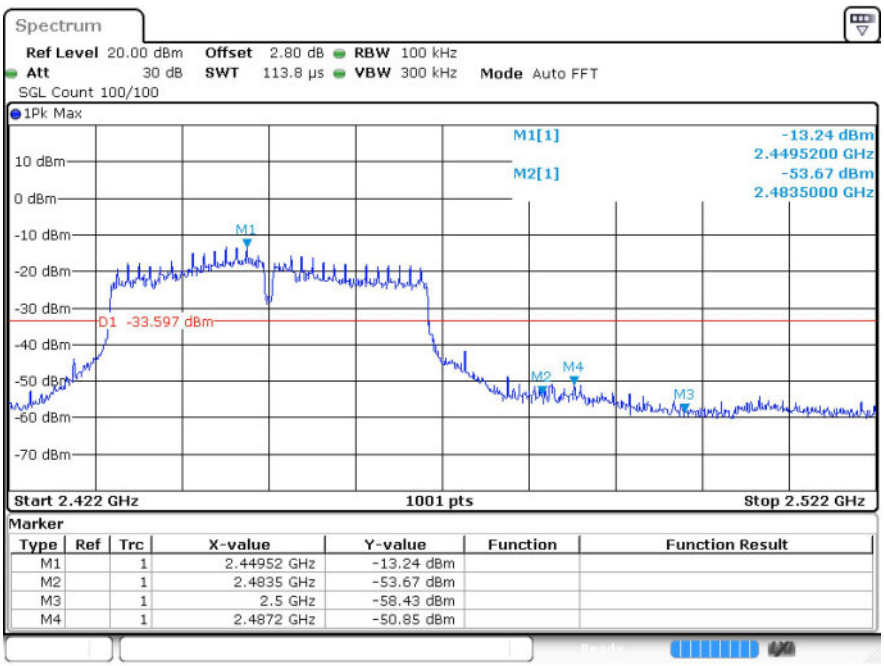

Type	Ref	Trc	X-value	Y-value	Function	Function Result
M1		1	2.44952 GHz	-13.24 dBm		
M2		1	2.4835 GHz	-53.67 dBm		
M3		1	2.5 GHz	-58.43 dBm		
M4		1	2.4872 GHz	-50.85 dBm		

6 Conducted RF Spurious Emission

6.1 Test Result

Mode	Frequency (MHz)	Antenna	Max Value (dBc)	Limit (dBc)	Verdict
b	2412	Ant1	-36.32	-20	Pass
b	2437	Ant1	-33.1	-20	Pass
b	2462	Ant1	-32.12	-20	Pass
g	2412	Ant1	-32.35	-20	Pass
g	2437	Ant1	-32.42	-20	Pass
g	2462	Ant1	-28.09	-20	Pass
n20	2412	Ant1	-32.36	-20	Pass
n20	2437	Ant1	-32.72	-20	Pass
n20	2462	Ant1	-30.63	-20	Pass
n40	2422	Ant1	-27.48	-20	Pass
n40	2437	Ant1	-28.17	-20	Pass
n40	2452	Ant1	-28.75	-20	Pass

6.2 Test Graphs

Test Graphs
b 2412MHz Ant1 Ref

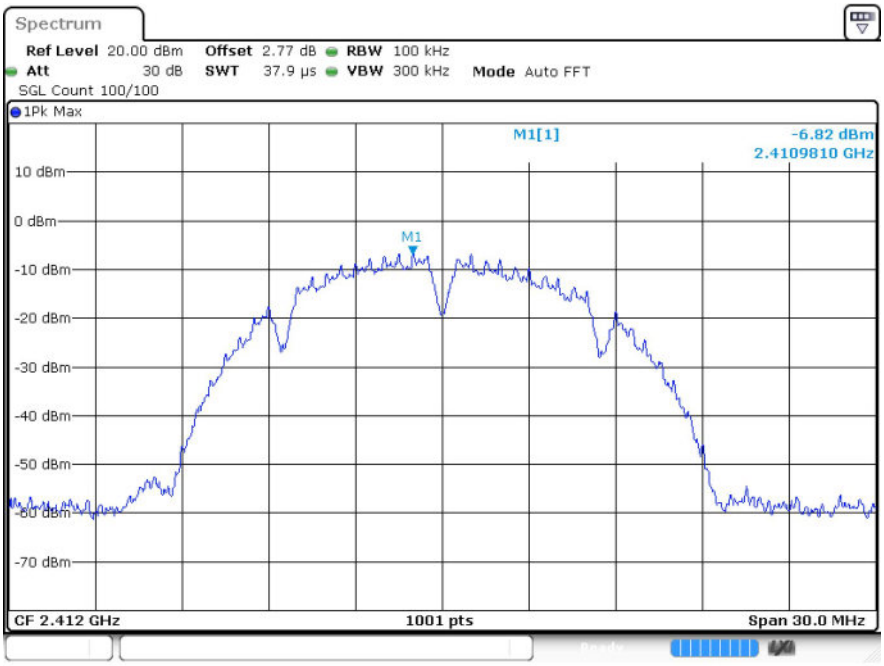

b 2412MHz Ant1 Emission

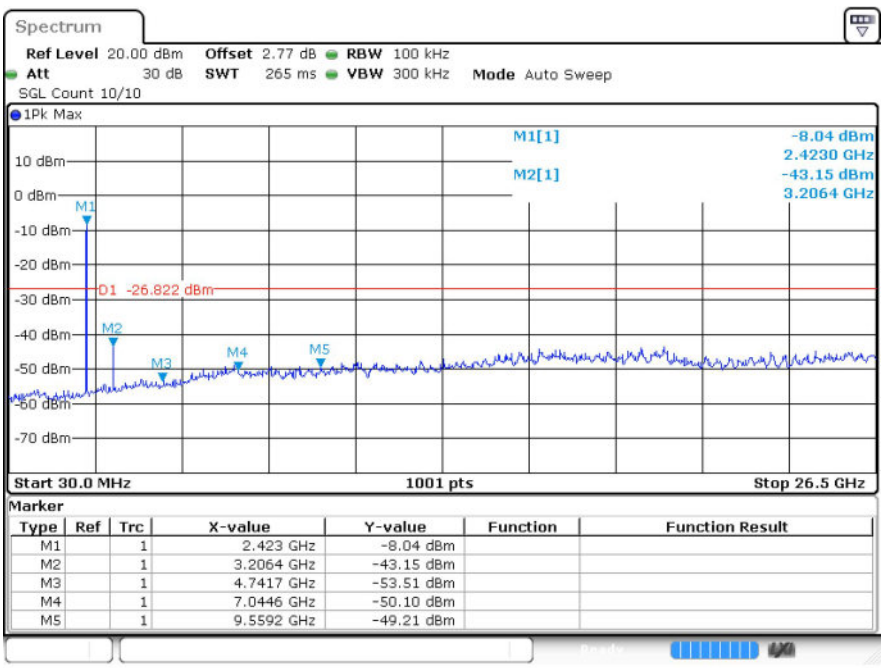

b 2437MHz Ant1 Ref

b 2437MHz Ant1 Emission

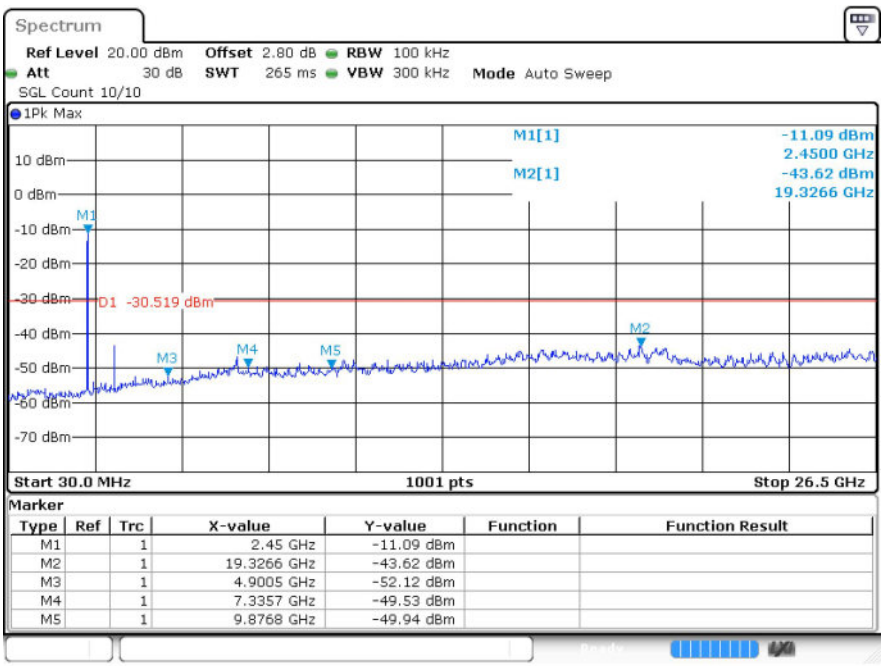

Marker

Type	Ref	Trc	X-value	Y-value	Function	Function Result
M1		1	2.45 GHz	-11.09 dBm		
M2		1	19.3266 GHz	-43.62 dBm		
M3		1	4.9005 GHz	-52.12 dBm		
M4		1	7.3357 GHz	-49.53 dBm		
M5		1	9.8768 GHz	-49.94 dBm		

b 2462MHz Ant1 Ref

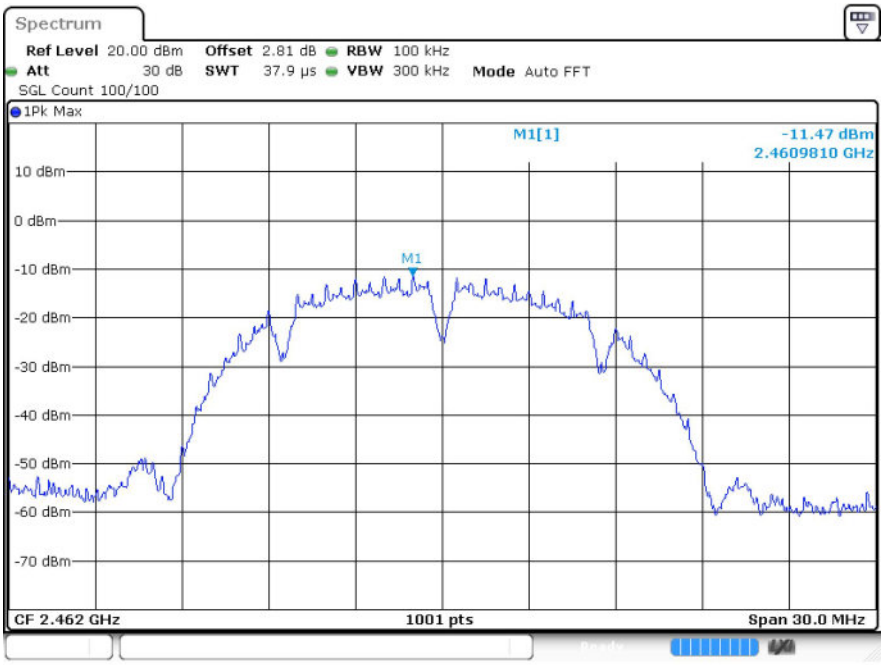

b 2462MHz Ant1 Emission

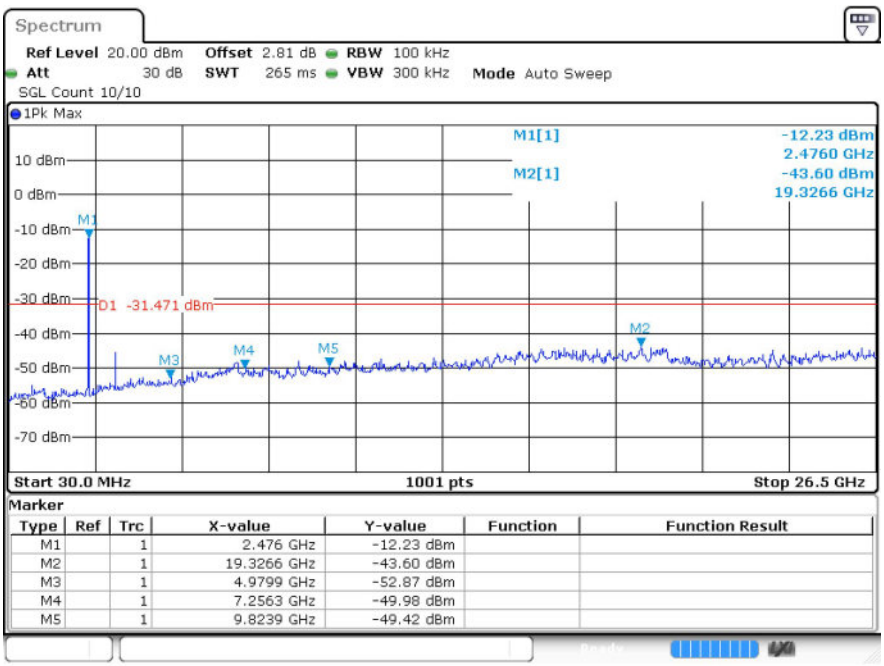

Marker

Type	Ref	Trc	X-value	Y-value	Function	Function Result
M1		1	2.476 GHz	-12.23 dBm		
M2		1	19.3266 GHz	-43.60 dBm		
M3		1	4.9799 GHz	-52.87 dBm		
M4		1	7.2563 GHz	-49.98 dBm		
M5		1	9.8239 GHz	-49.42 dBm		

g 2412MHz Ant1 Ref

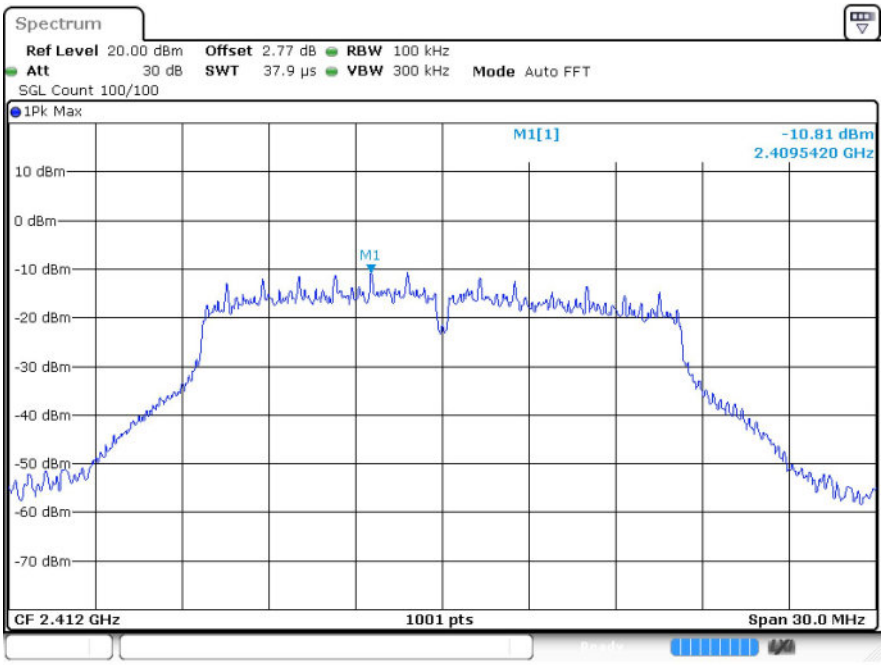

g 2412MHz Ant1 Emission

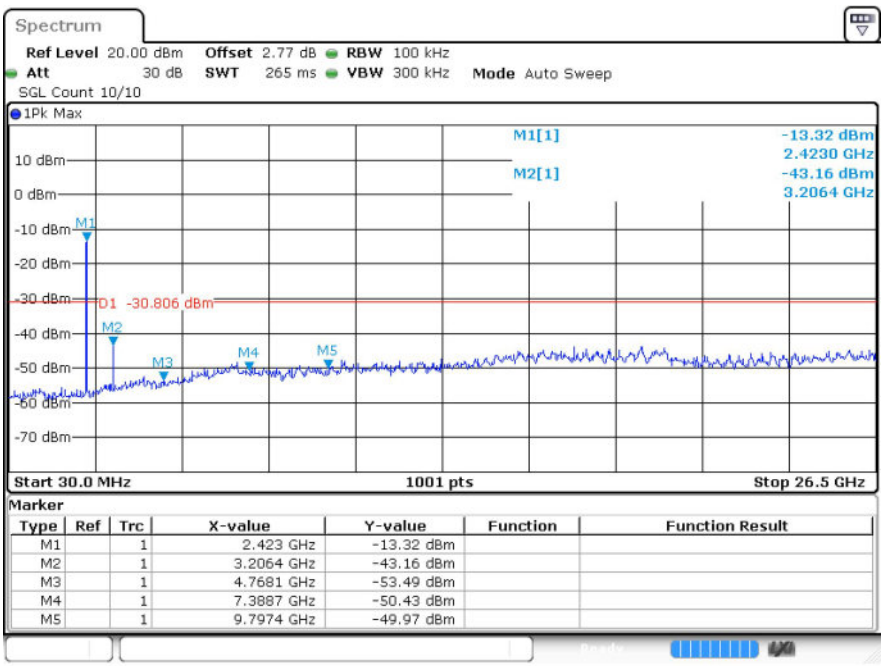

Marker

Type	Ref	Trc	X-value	Y-value	Function	Function Result
M1		1	2.423 GHz	-13.32 dBm		
M2		1	3.2064 GHz	-43.16 dBm		
M3		1	4.7681 GHz	-53.49 dBm		
M4		1	7.3887 GHz	-50.43 dBm		
M5		1	9.7974 GHz	-49.97 dBm		

g 2437MHz Ant1 Ref

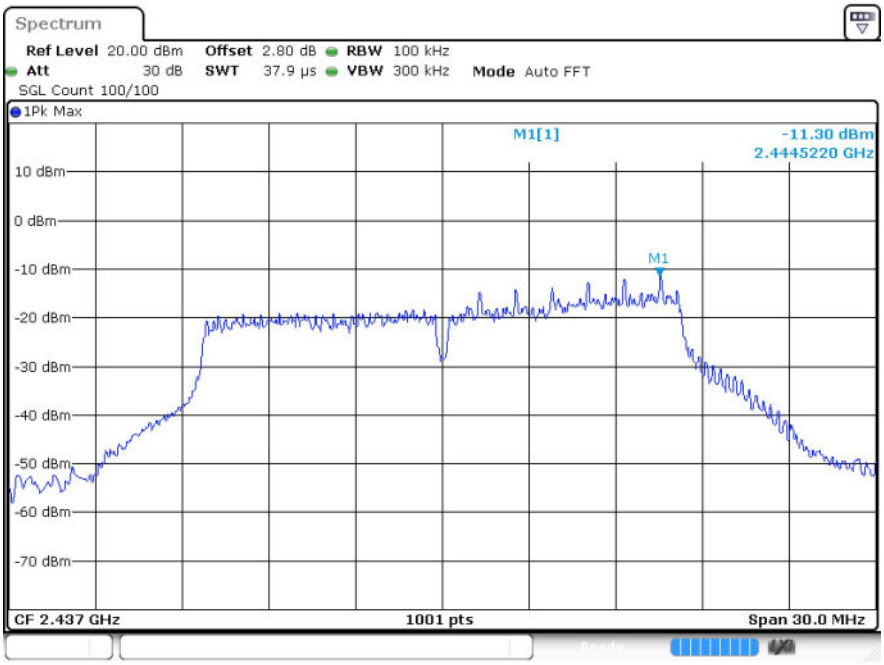

g 2437MHz Ant1 Emission

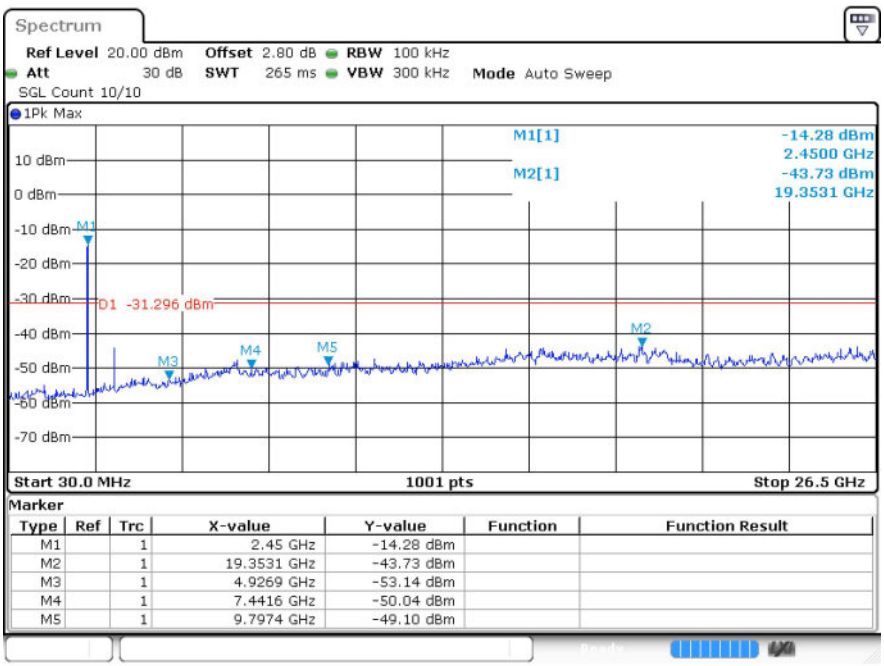

Marker

Type	Ref	Trc	X-value	Y-value	Function	Function Result
M1		1	2.45 GHz	-14.28 dBm		
M2		1	19.3531 GHz	-43.73 dBm		
M3		1	4.9269 GHz	-53.14 dBm		
M4		1	7.4416 GHz	-50.04 dBm		
M5		1	9.7974 GHz	-49.10 dBm		

g 2462MHz Ant1 Ref

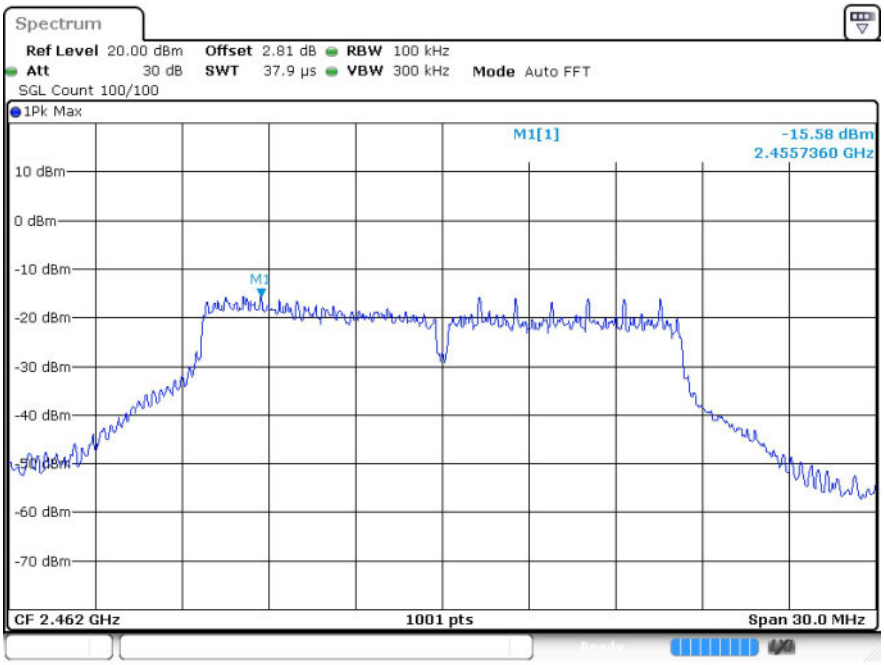

g 2462MHz Ant1 Emission

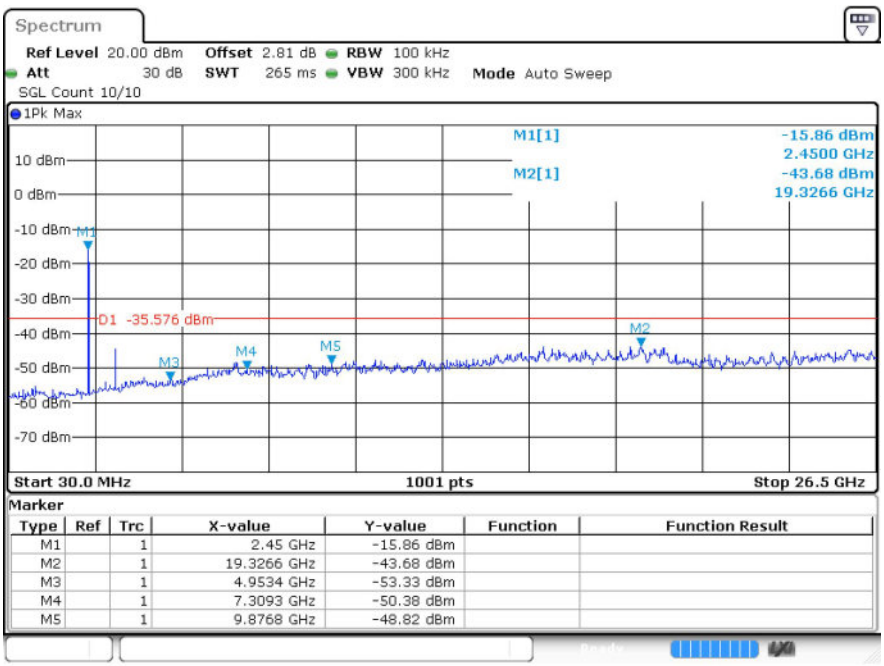

Marker

Type	Ref	Trc	X-value	Y-value	Function	Function Result
M1		1	2.45 GHz	-15.86 dBm		
M2		1	19.3266 GHz	-43.68 dBm		
M3		1	4.9534 GHz	-53.33 dBm		
M4		1	7.3093 GHz	-50.38 dBm		
M5		1	9.8768 GHz	-48.82 dBm		

n20 2412MHz Ant1 Ref

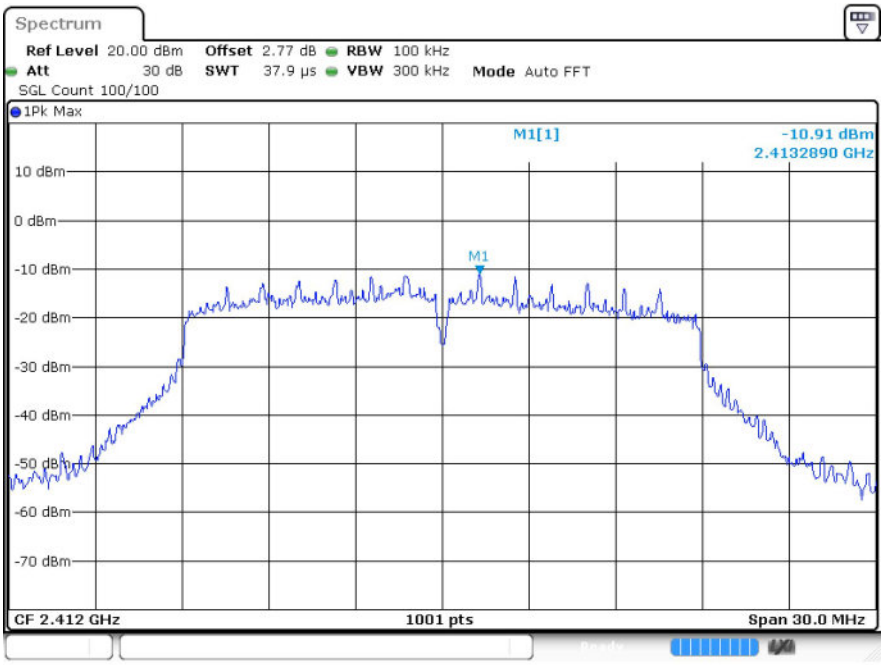

n20 2412MHz Ant1 Emission

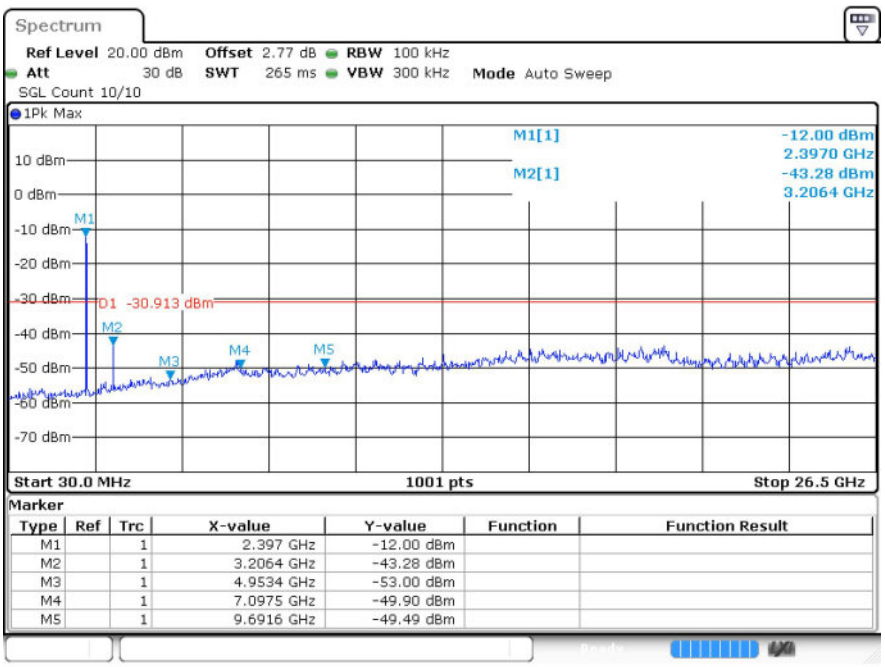

Marker

Type	Ref	Trc	X-value	Y-value	Function	Function Result
M1		1	2.397 GHz	-12.00 dBm		
M2		1	3.2064 GHz	-43.28 dBm		
M3		1	4.9534 GHz	-53.00 dBm		
M4		1	7.0975 GHz	-49.90 dBm		
M5		1	9.6916 GHz	-49.49 dBm		

n20 2437MHz Ant1 Ref

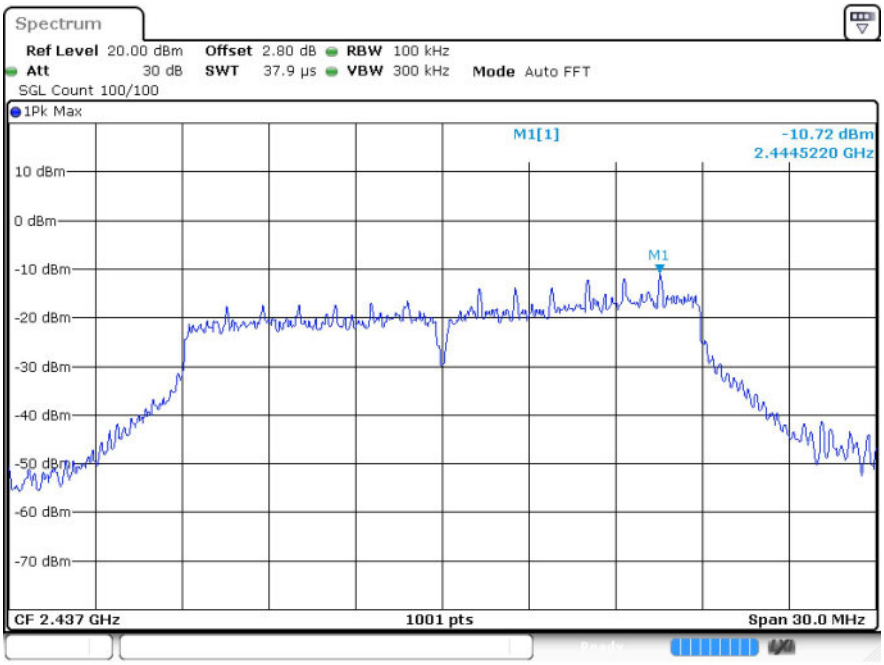

n20 2437MHz Ant1 Emission

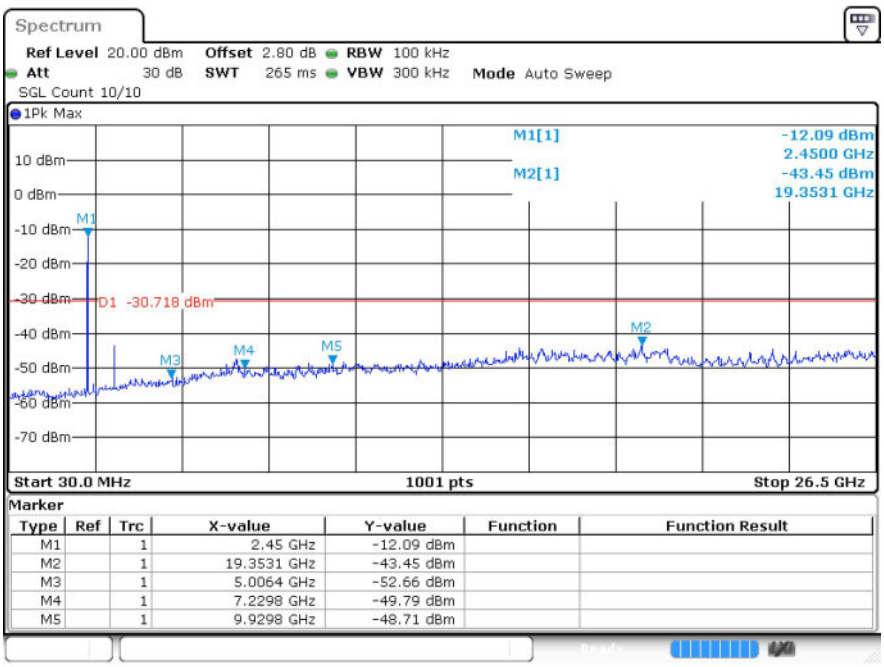

Marker

Type	Ref	Trc	X-value	Y-value	Function	Function Result
M1		1	2.45 GHz	-12.09 dBm		
M2		1	19.3531 GHz	-43.45 dBm		
M3		1	5.0064 GHz	-52.66 dBm		
M4		1	7.2298 GHz	-49.79 dBm		
M5		1	9.9298 GHz	-48.71 dBm		

n20 2462MHz Ant1 Ref

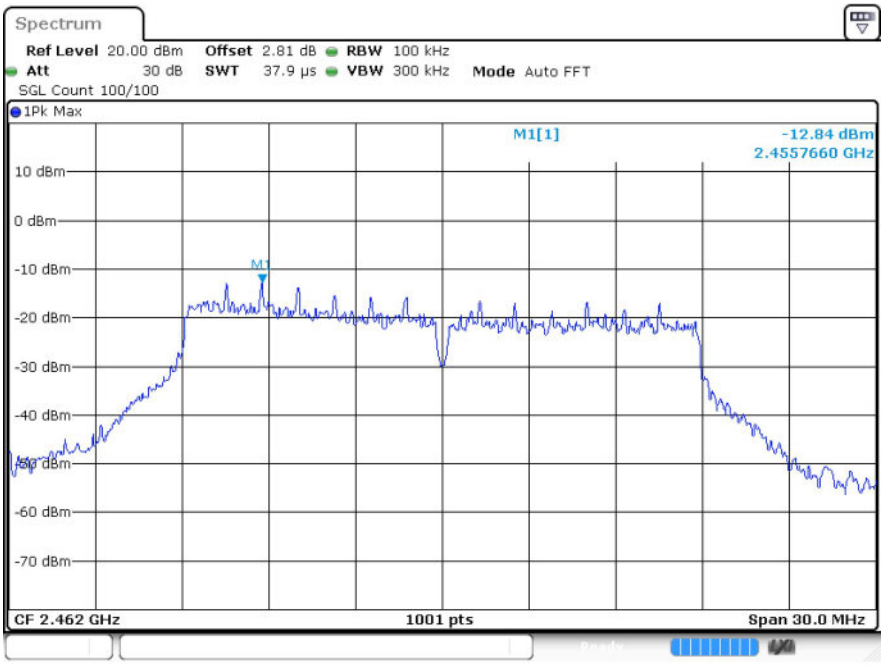

n20 2462MHz Ant1 Emission

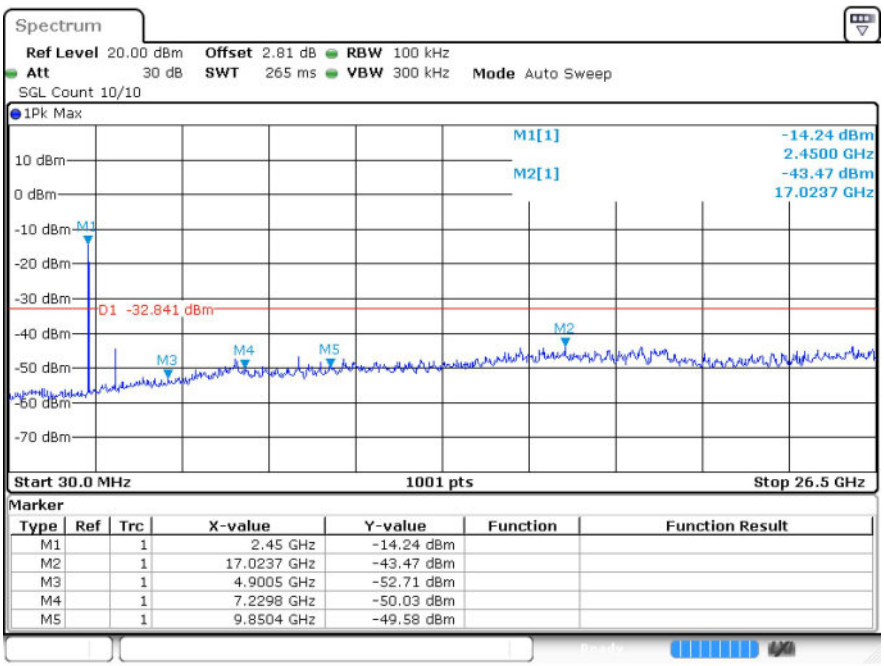

Marker

Type	Ref	Trc	X-value	Y-value	Function	Function Result
M1		1	2.45 GHz	-14.24 dBm		
M2		1	17.0237 GHz	-43.47 dBm		
M3		1	4.9005 GHz	-52.71 dBm		
M4		1	7.2298 GHz	-50.03 dBm		
M5		1	9.8504 GHz	-49.58 dBm		

n40 2422MHz Ant1 Ref

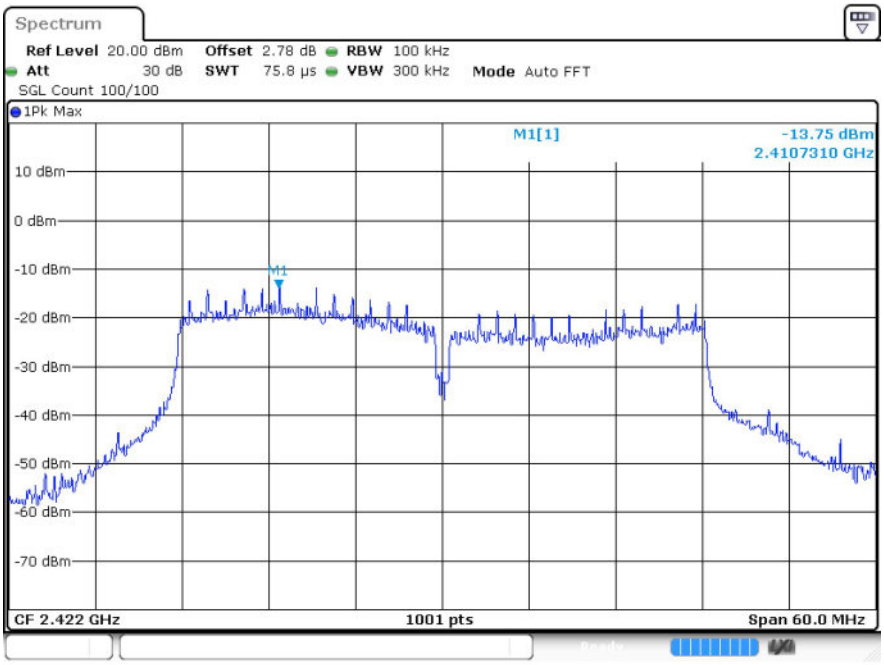

n40 2422MHz Ant1 Emission

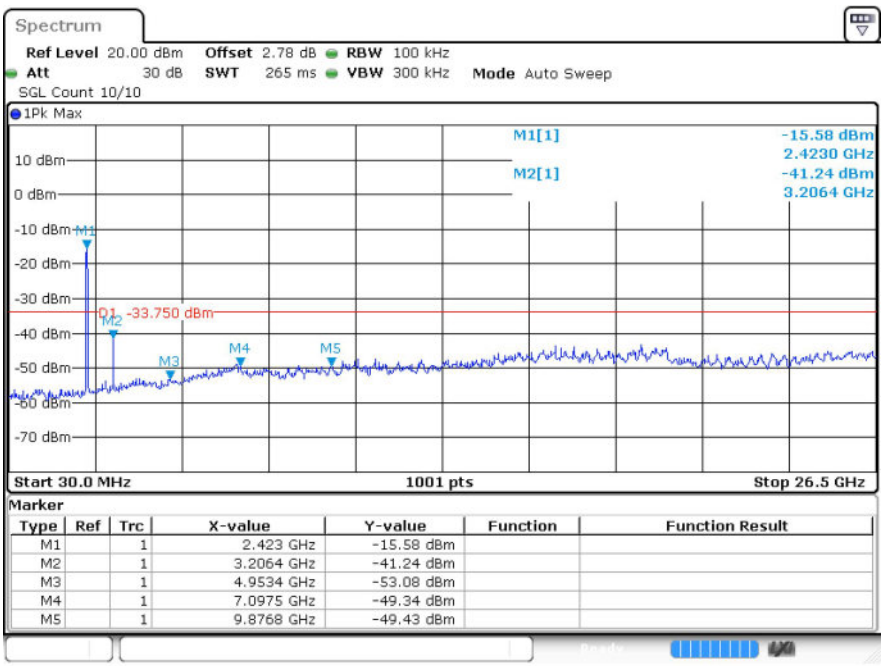

Marker

Type	Ref	Trc	X-value	Y-value	Function	Function Result
M1		1	2.423 GHz	-15.58 dBm		
M2		1	3.2064 GHz	-41.24 dBm		
M3		1	4.9534 GHz	-53.08 dBm		
M4		1	7.0975 GHz	-49.34 dBm		
M5		1	9.8768 GHz	-49.43 dBm		

n40 2437MHz Ant1 Ref

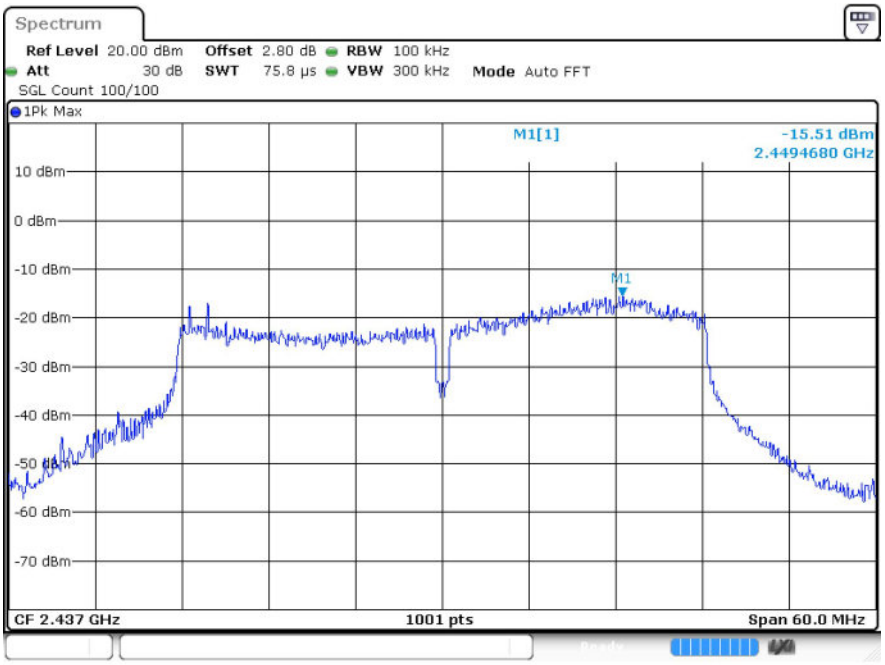

n40 2437MHz Ant1 Emission

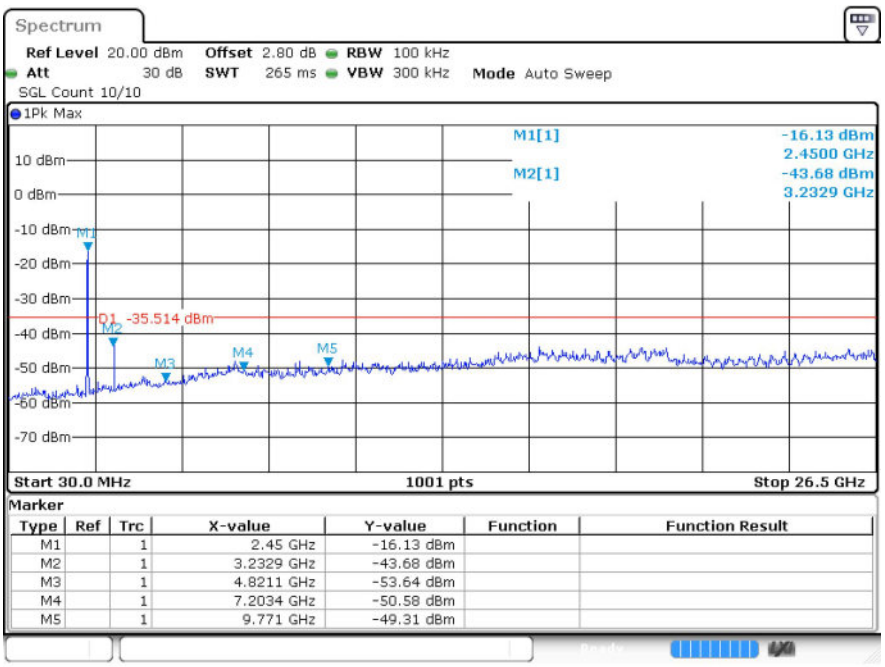

Marker

Type	Ref	Trc	X-value	Y-value	Function	Function Result
M1		1	2.45 GHz	-16.13 dBm		
M2		1	3.2329 GHz	-43.68 dBm		
M3		1	4.8211 GHz	-53.64 dBm		
M4		1	7.2034 GHz	-50.58 dBm		
M5		1	9.771 GHz	-49.31 dBm		

n40 2452MHz Ant1 Ref

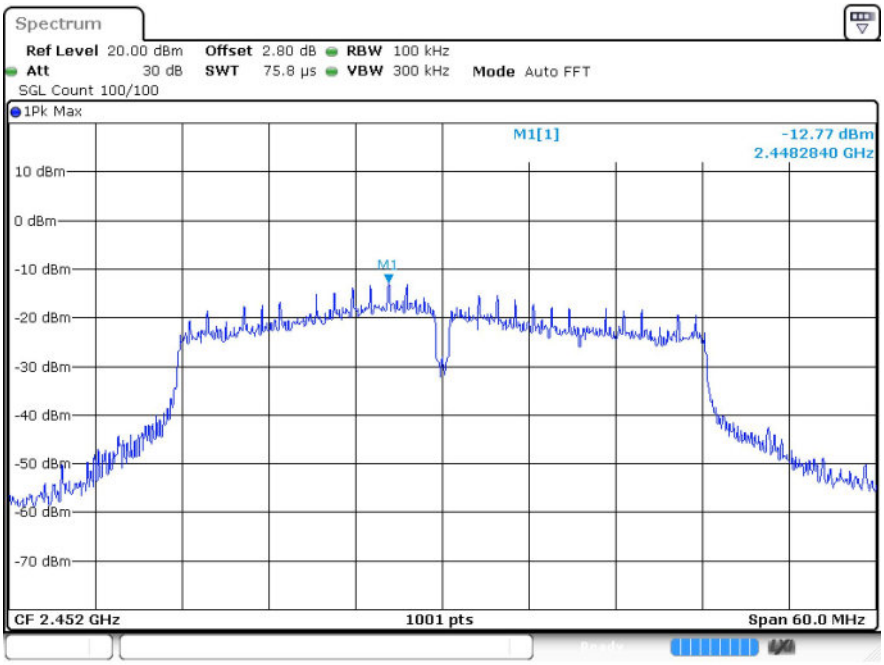

n40 2452MHz Ant1 Emission

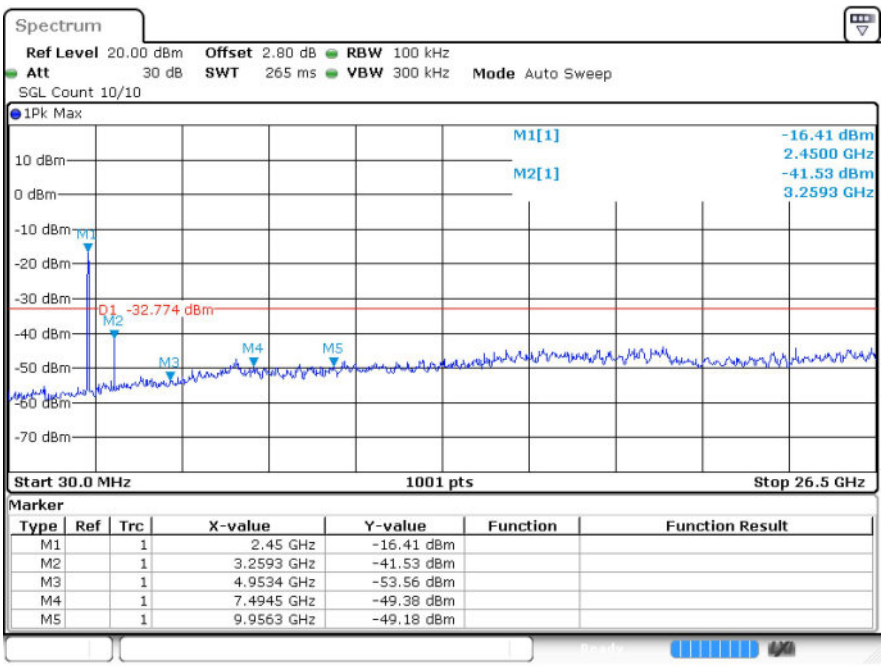

Marker

Type	Ref	Trc	X-value	Y-value	Function	Function Result
M1		1	2.45 GHz	-16.41 dBm		
M2		1	3.2593 GHz	-41.53 dBm		
M3		1	4.9534 GHz	-53.56 dBm		
M4		1	7.4945 GHz	-49.38 dBm		
M5		1	9.9563 GHz	-49.18 dBm		

7 Restrict Band

7.1 Test Result

Mode	Frequency (MHz)	Antenna	Spur Freq (MHz)	Power (dBm)	Gain (dBi)	Duty Factor	E (dBuV/m)	Detector	Limit (dBuV/m)	Verdict
b	2412	Ant1	2310	-49.53	2.46	-	48.19	Peak	74	Pass
b	2412	Ant1	2310	-57.24	2.46	0.41	40.89	Average	54	Pass
b	2412	Ant1	2343.579	-45.54	2.46	-	52.18	Peak	74	Pass
b	2412	Ant1	2338.431	-54.28	2.46	0.41	43.85	Average	54	Pass
b	2412	Ant1	2390	-50	2.46	-	47.72	Peak	74	Pass
b	2412	Ant1	2390	-56.88	2.46	0.41	41.25	Average	54	Pass
b	2462	Ant1	2483.5	-48.94	2.46	-	48.78	Peak	74	Pass
b	2462	Ant1	2483.5	-56.12	2.46	0.41	42.01	Average	54	Pass
b	2462	Ant1	2484.206	-46.73	2.46	-	50.99	Peak	74	Pass
b	2462	Ant1	2487.28	-54.8	2.46	0.41	43.33	Average	54	Pass
b	2462	Ant1	2500	-48.97	2.46	-	48.75	Peak	74	Pass
b	2462	Ant1	2500	-55.88	2.46	0.41	42.25	Average	54	Pass
g	2412	Ant1	2310	-50.29	2.46	-	47.43	Peak	74	Pass
g	2412	Ant1	2310	-56.67	2.46	0.36	41.41	Average	54	Pass
g	2412	Ant1	2317.839	-46.08	2.46	-	51.64	Peak	74	Pass
g	2412	Ant1	2336.559	-54.59	2.46	0.36	43.49	Average	54	Pass
g	2412	Ant1	2390	-49.46	2.46	-	47.72	Peak	74	Pass
g	2412	Ant1	2390	-55.77	2.46	0.36	42.31	Average	54	Pass
g	2462	Ant1	2483.5	-39.43	2.46	-	58.29	Peak	74	Pass
g	2462	Ant1	2483.5	-54.42	2.46	0.36	43.66	Average	54	Pass
g	2462	Ant1	2484.206	-39.3	2.46	-	58.42	Peak	74	Pass
g	2462	Ant1	2483.517	-54.42	2.46	0.36	43.66	Average	54	Pass
g	2462	Ant1	2500	-50.6	2.46	-	48.75	Peak	74	Pass
g	2462	Ant1	2500	-57.25	2.46	0.36	40.83	Average	54	Pass
n20	2412	Ant1	2310	-47.76	2.46	-	49.96	Peak	74	Pass
n20	2412	Ant1	2310	-57.72	2.46	0.36	40.36	Average	54	Pass
n20	2412	Ant1	2374.35	-41.68	2.46	-	56.04	Peak	74	Pass
n20	2412	Ant1	2336.442	-54.36	2.46	0.36	43.72	Average	54	Pass
n20	2412	Ant1	2390	-46.22	2.46	-	51.5	Peak	74	Pass
n20	2412	Ant1	2390	-55.41	2.46	0.36	42.67	Average	54	Pass
n20	2462	Ant1	2483.5	-42.62	2.46	-	55.1	Peak	74	Pass
n20	2462	Ant1	2483.5	-52.38	2.46	0.37	45.71	Average	54	Pass
n20	2462	Ant1	2484.312	-42.17	2.46	-	55.55	Peak	74	Pass
n20	2462	Ant1	2483.517	-52.38	2.46	0.37	45.71	Average	54	Pass

n20	2462	Ant1	2500	-51.05	2.46	-	46.67	Peak	74	Pass
n20	2462	Ant1	2500	-56.11	2.46	0.37	41.98	Average	54	Pass
n40	2422	Ant1	2310	-49.25	2.46	-	48.47	Peak	74	Pass
n40	2422	Ant1	2310	-57.81	2.46	0.51	40.42	Average	54	Pass
n40	2422	Ant1	2378.018	-45.5	2.46	-	52.22	Peak	74	Pass
n40	2422	Ant1	2340.814	-54.33	2.46	0.51	43.9	Average	54	Pass
n40	2422	Ant1	2390	-48.58	2.46	-	49.14	Peak	74	Pass
n40	2422	Ant1	2390	-56.46	2.46	0.51	41.77	Average	54	Pass
n40	2452	Ant1	2483.5	-42.62	2.46	-	55.1	Peak	74	Pass
n40	2452	Ant1	2483.5	-51.41	2.46	0.43	46.74	Average	54	Pass
n40	2452	Ant1	2486.116	-37.84	2.46	-	59.88	Peak	74	Pass
n40	2452	Ant1	2483.932	-51.27	2.46	0.43	46.88	Average	54	Pass
n40	2452	Ant1	2500	-49.25	2.46	-	48.47	Peak	74	Pass
n40	2452	Ant1	2500	-55.96	2.46	0.43	42.19	Average	54	Pass

7.2 Test Graphs

Test Graphs

b 2412MHz Ant1 Peak

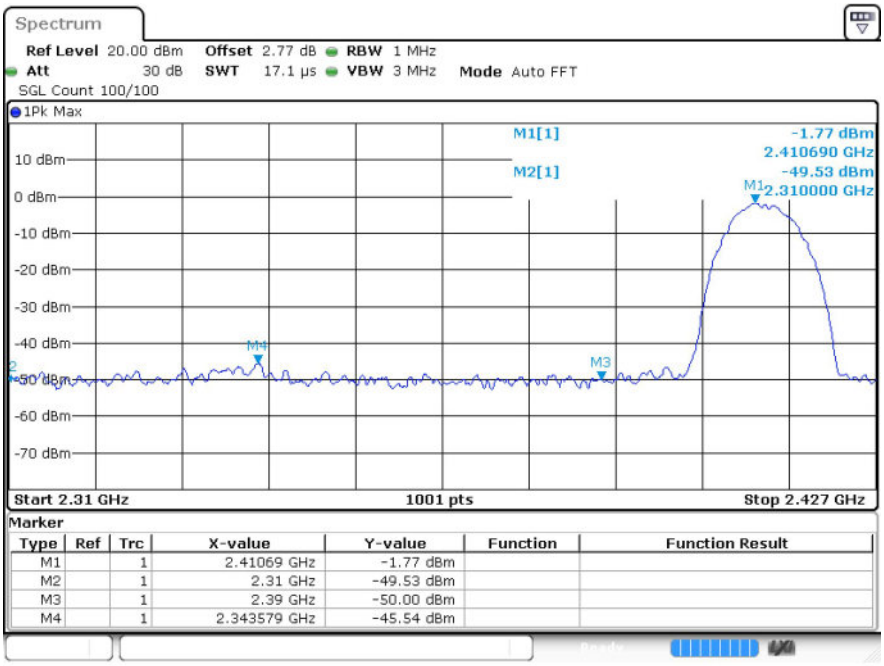

b 2412MHz Ant1 Average

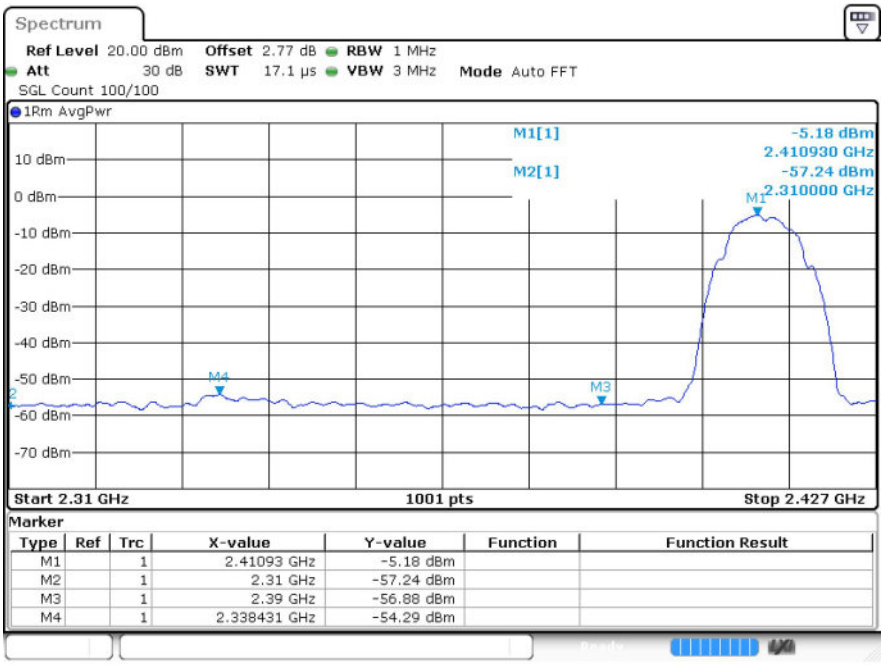

b 2462MHz Ant1 Peak

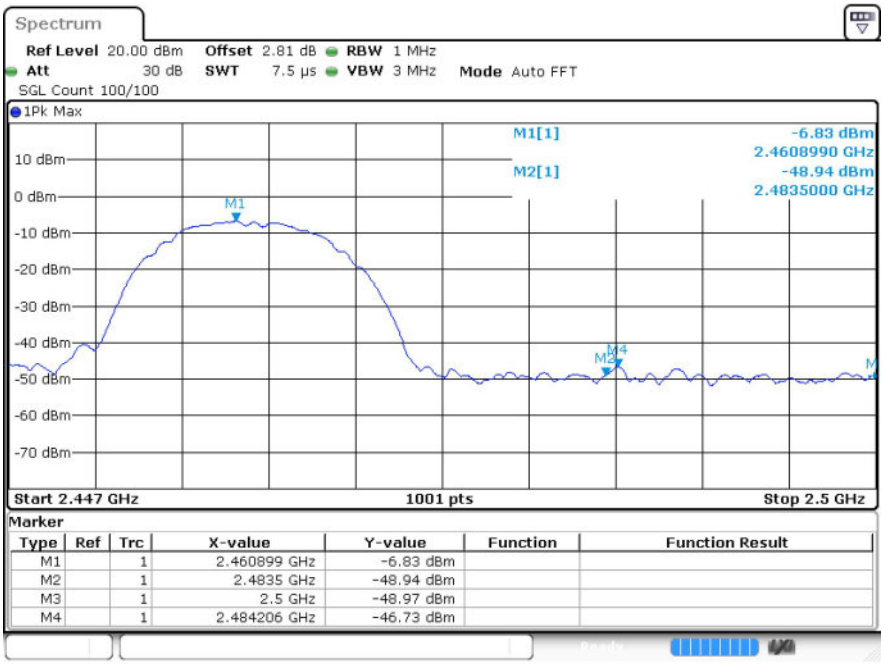

b 2462MHz Ant1 Average

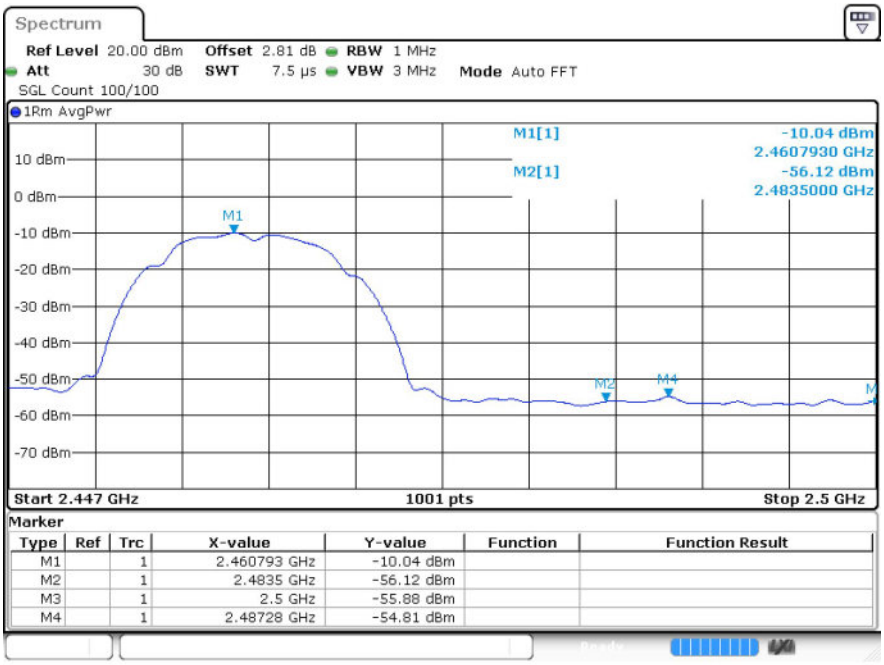

g 2412MHz Ant1 Peak

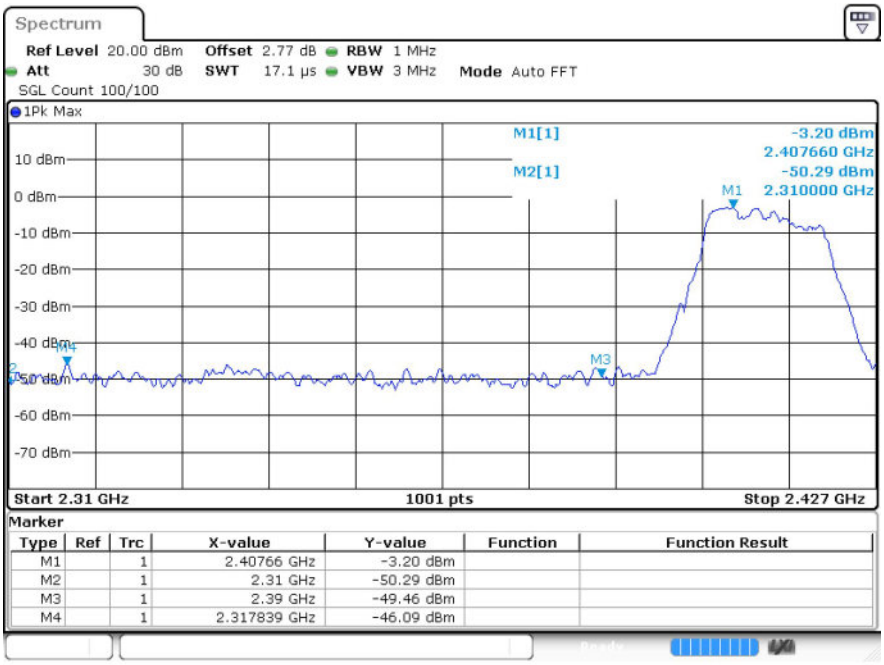

g 2412MHz Ant1 Average

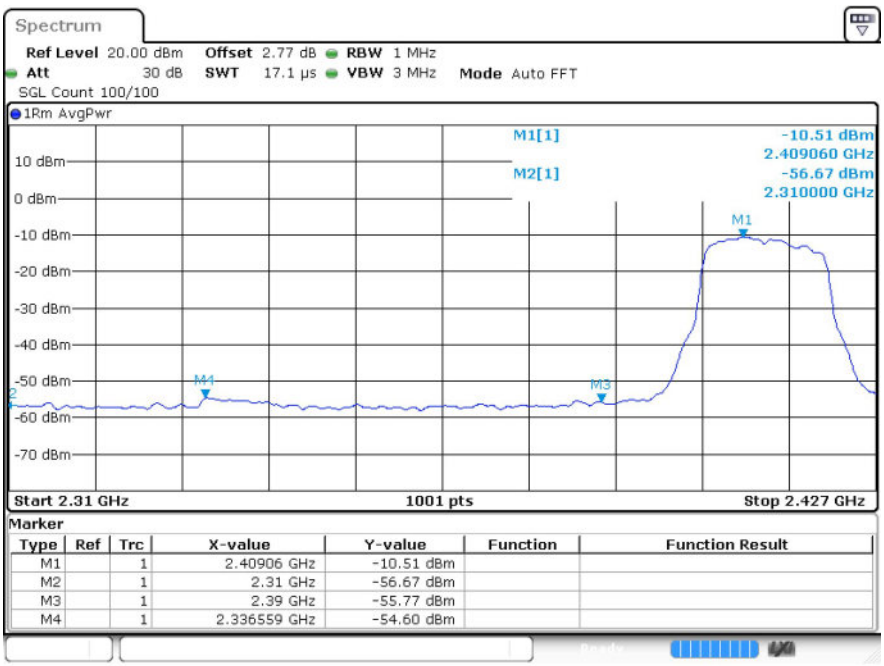

g 2462MHz Ant1 Peak

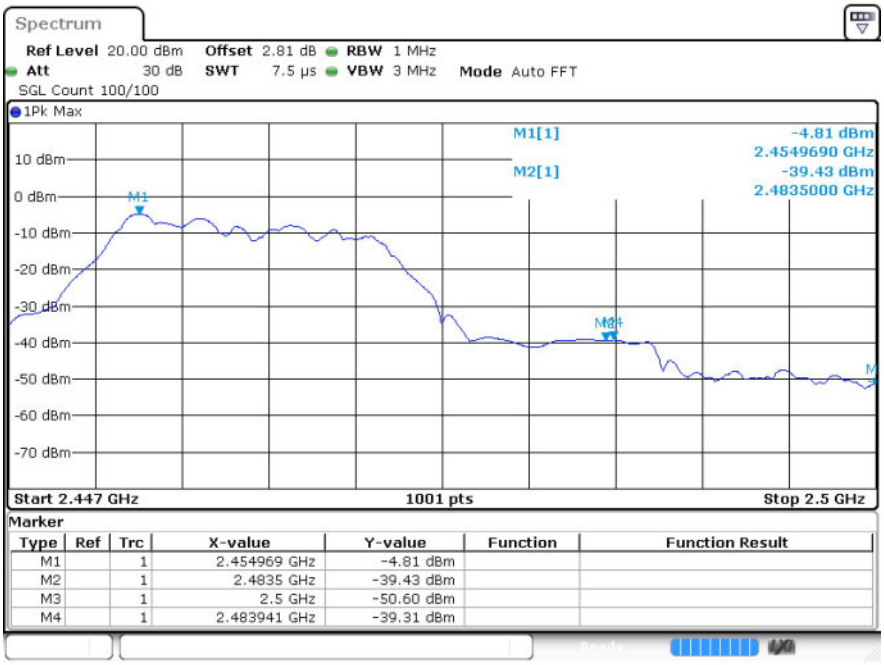

g 2462MHz Ant1 Average

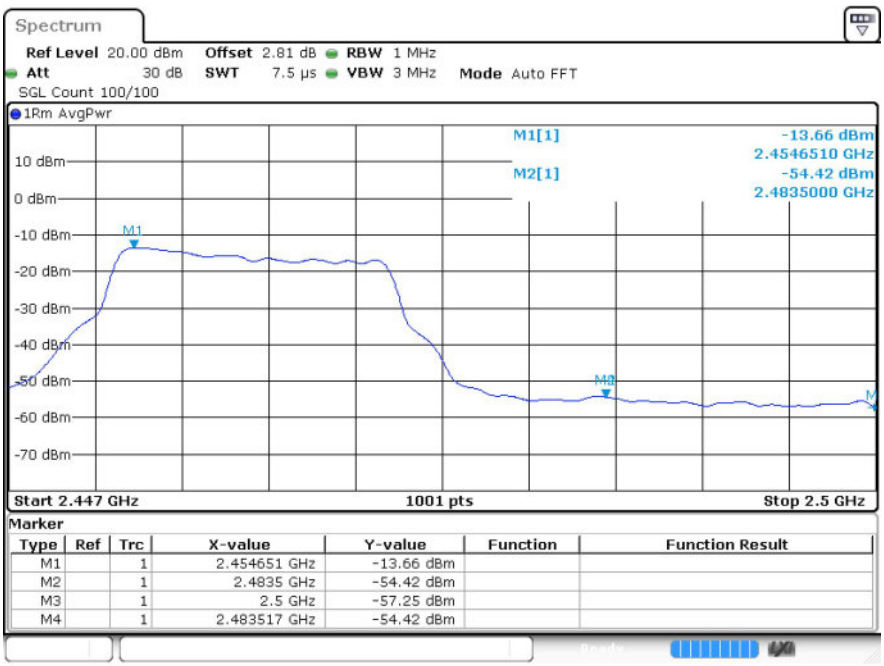

n20 2412MHz Ant1 Peak

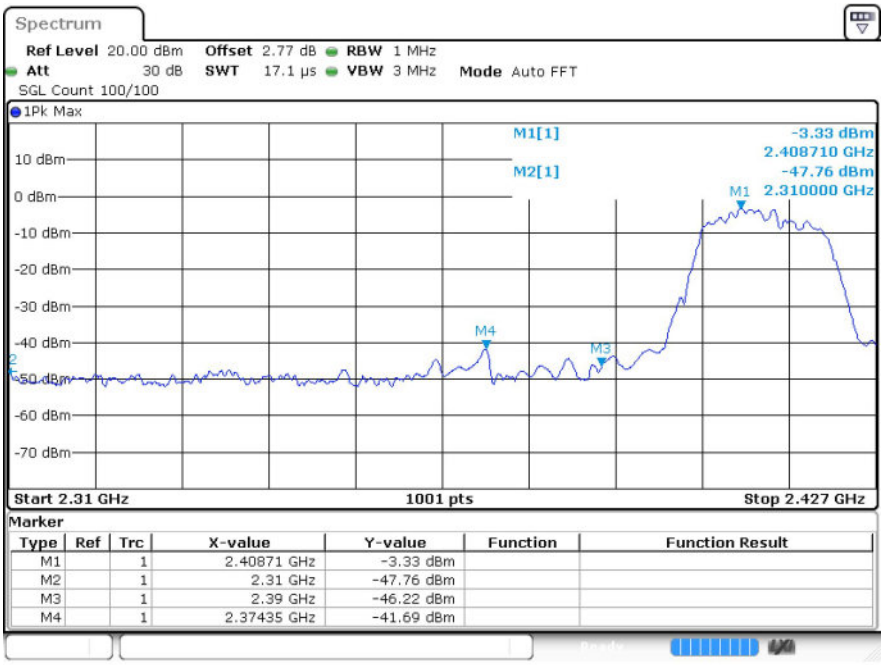

n20 2412MHz Ant1 Average

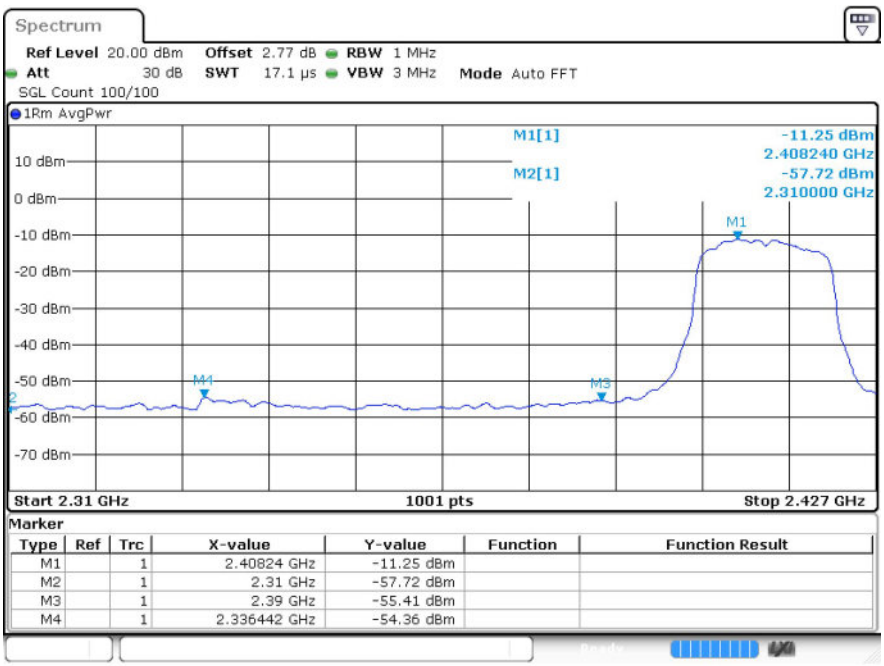

n20 2462MHz Ant1 Peak

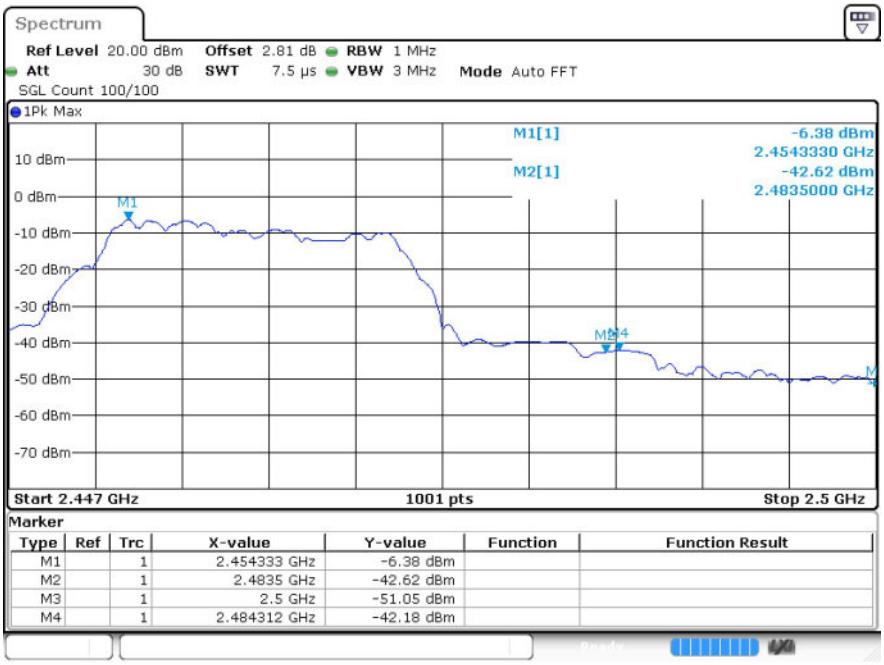

n20 2462MHz Ant1 Average

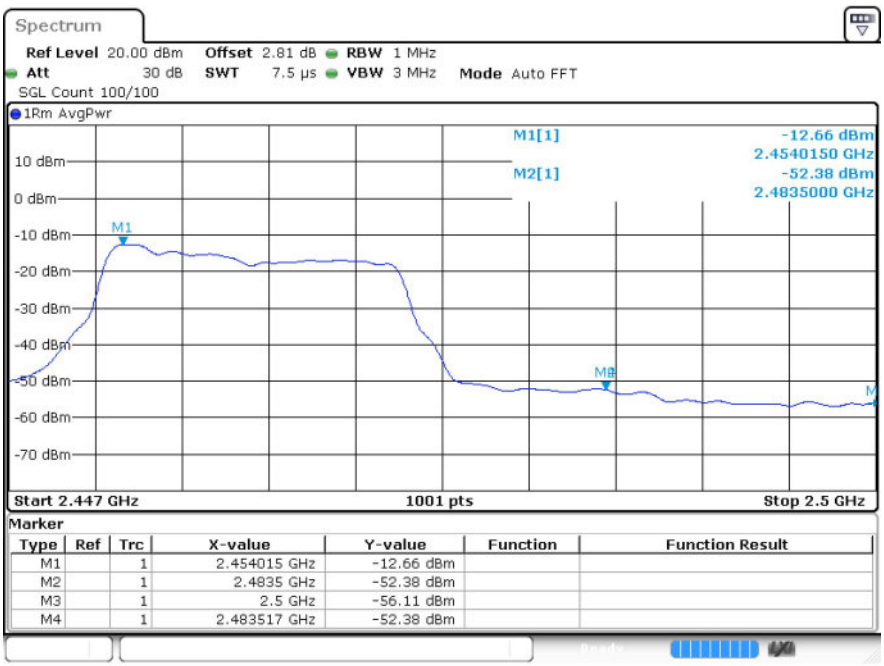

n40 2422MHz Ant1 Peak

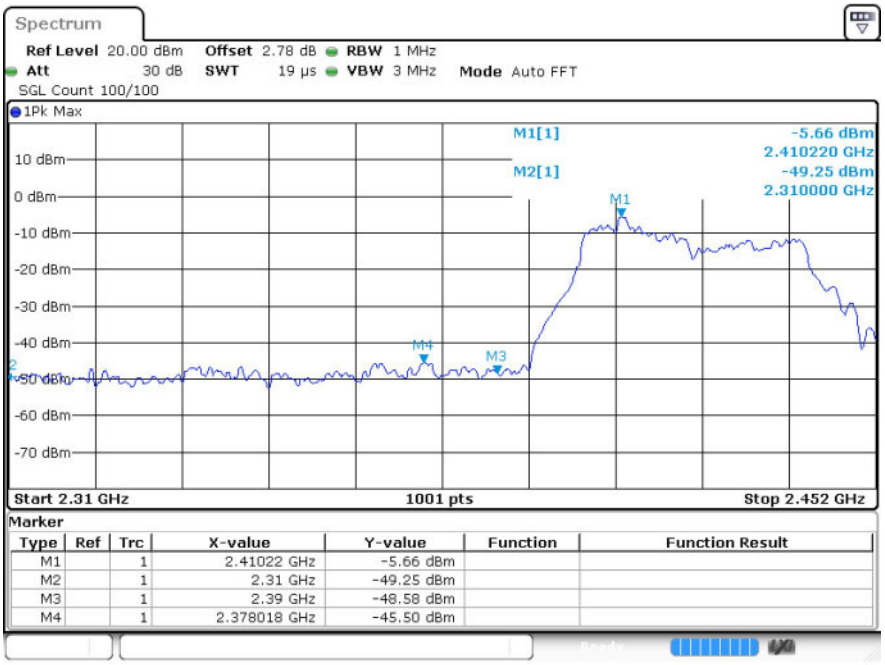

n40 2422MHz Ant1 Average

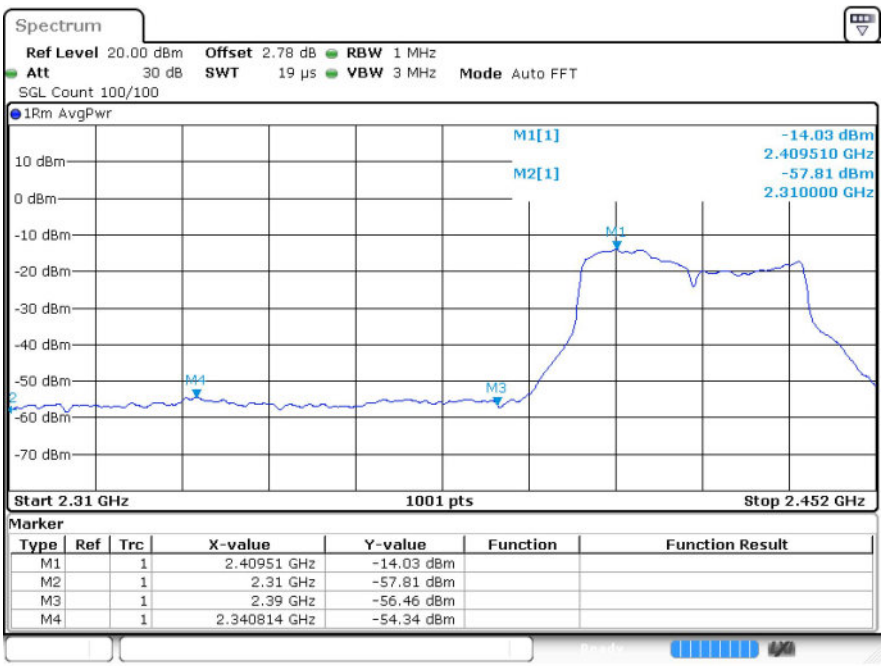

n40 2452MHz Ant1 Peak

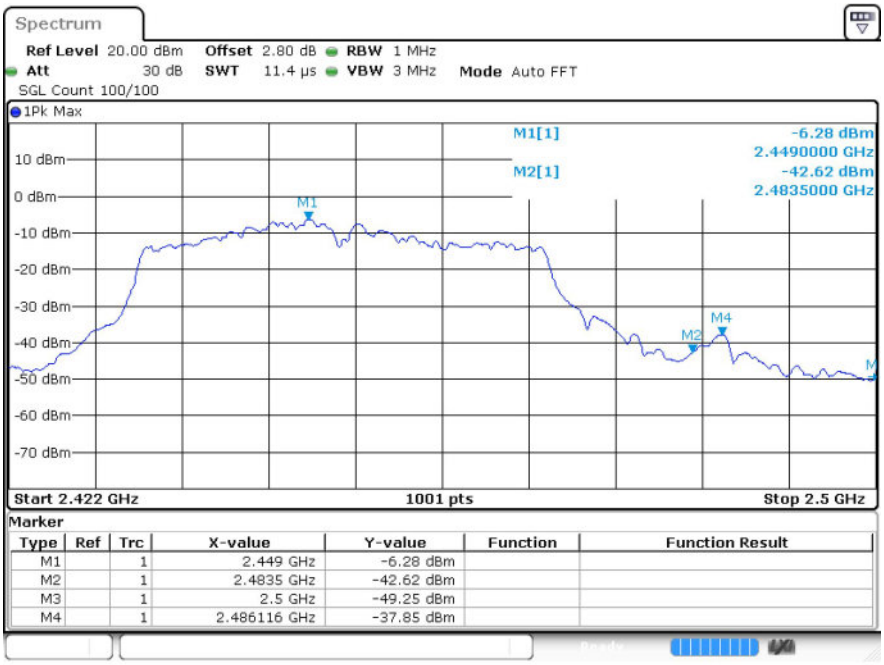

Marker

Type	Ref	Trc	X-value	Y-value	Function	Function Result
M1		1	2.449 GHz	-6.28 dBm		
M2		1	2.4835 GHz	-42.62 dBm		
M3		1	2.5 GHz	-49.25 dBm		
M4		1	2.486116 GHz	-37.85 dBm		

n40 2452MHz Ant1 Average

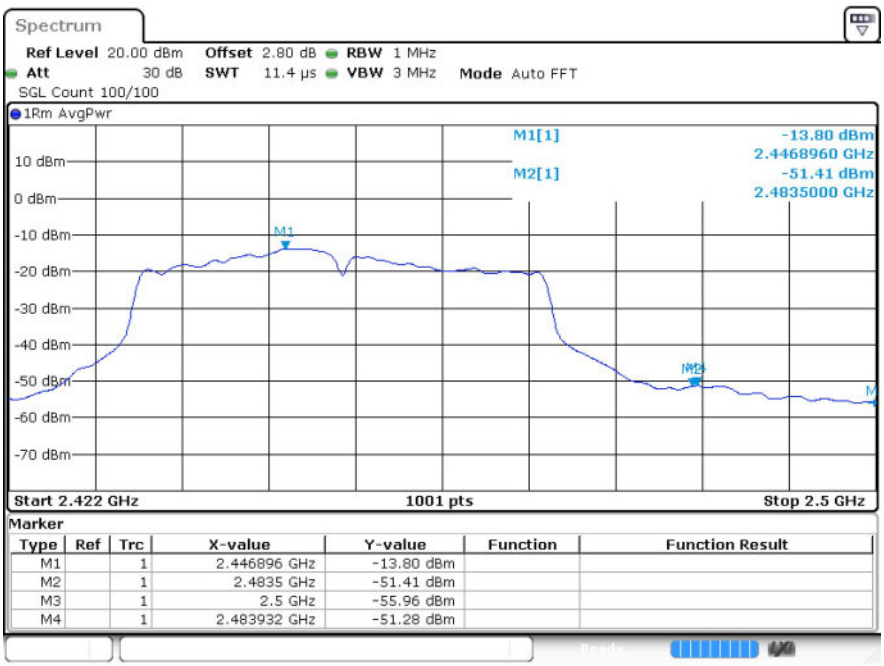

Marker

Type	Ref	Trc	X-value	Y-value	Function	Function Result
M1		1	2.446896 GHz	-13.80 dBm		
M2		1	2.4835 GHz	-51.41 dBm		
M3		1	2.5 GHz	-55.96 dBm		
M4		1	2.483932 GHz	-51.28 dBm		

---The End---