60x100mm

Wireless Charging Pad Stand

User Manual

Product specifications:

Input	DC 5V⎓2A, 9V⎓1.8A
Output	DC 5V⎓1A, 9V⎓1.1A
Dimensions	65.65 * 60 * 130.81mm
Net Weight	102g

Package Contents:

- Wireless Charging Pad Stand
- User Manual

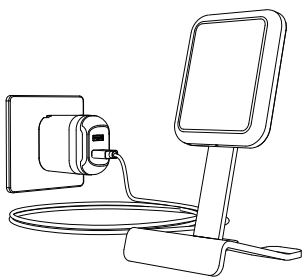

- For 10W Fast Charge Mode, a Quick Charge adapter must be used for the power input.
- Fast Charge Mode compatible devices Include: Samsung Galaxy Note 8, S8, S8 Plus, S7, S7 Edge, S6 Edge Plus, Note 5.

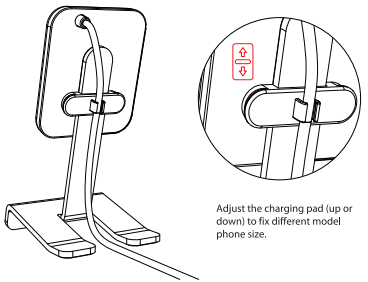

Adjust the charging pad (up or down) to fix different model phone size.

- Just setting your phone down on the charging pad to start charging.
- Put the phone on the center of the charging pad to ensure effective charging.

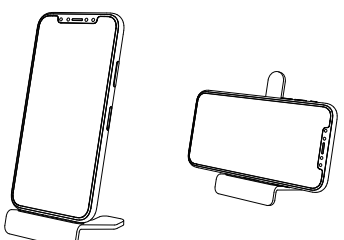

- Charge your phone Vertically or horizontally results in the same charging effect.

Indicator Light:

- The Red light and Blue light will turn on quickly when it connects to the power and it will be Blue and stay when it starts to charge the phone.
- For Samsung phone, the light will trun Red when phone is full charged. For iPhone, it will keep on Blue light and always in charging status even if phone is fully charged, but take easy, it won't damage phone battery.
- The Blue light will flash all the time and stop charging if there is foreign body, like magnetic pad, metal case and phone not compatible with, etc.

Note:

- Charging with phone case (especially thicker one) on may influence the charging speed or even result in charging intermittently or discontinued.
- Case thickness above 5mm or with Metal/Magnet should be taken off.

FCC STATEMENT

1. This device complies with Part 15 of the FCC Rules. Operation is subject to the following two conditions:

(1) This device may not cause harmful interference.

(2) This device must accept any interference received, including interference that may cause undesired operation.

2. Changes or modifications not expressly approved by the party responsible for compliance could void the user's authority to operate the equipment.

NOTE: This equipment has been tested and found to comply with the limits for a Class B digital device, pursuant to Part 15 of the FCC Rules. These limits are designed to provide reasonable protection against harmful interference in a residential installation.

This equipment generates uses and can radiate radio frequency energy and, if not installed and used in accordance with the instructions, may cause harmful interference to radio communications. However, there is no guarantee that interference will not occur in a particular installation. If this equipment does cause harmful interference to radio or television reception, which can be determined by turning the equipment off and on, the user is encouraged to try to correct the interference by one or more of the following measures:

Reorient or relocate the receiving antenna.

Increase the separation between the equipment and receiver.

Connect the equipment into an outlet on a circuit different from that to which the receiver is connected.

Consult the dealer or an experienced radio/TV technician for help.

FCC Radiation Exposure Statement

This device complies with FCC radiation exposure limits for uncontrolled environments. When used in normal life at least 10cm distance.