User Manual

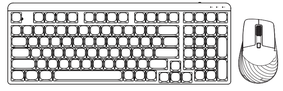

Wireless Mechanical Keyboard and Mouse Combo

Function Overview

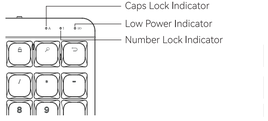

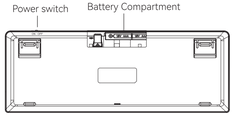

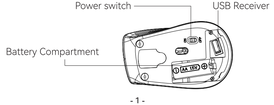

Package Includes

- 1 x Wireless Keyboard
- 1 x Wireless Mouse
- 1 x 2.4G USB Receiver
  (Keyboard and Mouse use the same USB Receiver)
- 1 x User Manual
- 1 x AA Battery
- 2 x AAA Battery

Product Indictors

1. Number Lock indicator:
Green indicator light is on when the Number Lock is activated.

2. Caps Lock Indicator:
Green indicator light is on when the Caps Lock is activated.

3. Low Power Indicator:
When keyboard is turned on, battery status indicator lights up green for 3 seconds, then turns off.
*Blinking green: Battery is low.
Please replace the dry battery in time.

2.4G Connection Method

❶

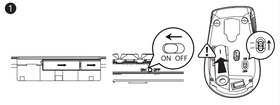

Install the battery and power on.
(Please notice the place of the anode and the cathode.)

❷

Take out the USB receiver.

❸

Connect the USB receiverto your computer

Function Key description

FN+	ESC		Lock fn
	F1		Decrease brightness
	F2		Increase brightness
	F3		Tiled Activity Window
	F4		Return to Desktop
	F5		Music
	F6		Play/Pause
	F7		Previous Track
	F8		Next Track
	F9		Mute
	F10		Decrease volume
	F11		Increase the volume
	F12		Lnguage Switching

Specifications

Keyboard:

Connections	2.4G Wireless Technology(USB Receiver)
System support	Win XP/7/8/10/11
Distance	10m
Working voltage	AAA 1.5V*2
Working current	3mA
Sleeping current	<0.05mA
Keyboard keystroke life	Over 50 million
Keyboard size	377.3 x 137.7 x 27.18mm
Keyboard weight	578 ±15g

Mouse:

Connections	2.4G Wireless Technology(USB Receiver)
System support	XP Win/7/8/10/11
Wireless data transfer	2Mbps
Frequency	2403.85MHz-2479.85MHz
Channell	16
Engine	Opticall
Mouse resolution	800~1200~1600 DPI
Mouse return rate	500Hz
Distance	20m
Working voltage	1.5V
Working current	15mA
Standby current	5million
Sleeping current	107.28 x 65.41 x 39.06 mm
Mouse button life	58 ± 5g

Warning:
Changes or modifications to this unit not expressly approved by the party responsible for compliance could void the user ’s authority to operate the equipment.
NOTE:
This device complies with part 15 of the FCC Rules. Operation is subject to the following two conditions: (1) This device may not cause harmful interference, and (2) this device must accept any interference received, including interference that may cause undesired operation.
FCC Statement:
This equipment has been tested and found to comply with the limits for a Class B digital device, pursuant to part 15 of the FCC Rules. These limits are designed to provide reasonable protection against harmful interference in a residential installation. This equipment generates, uses and can radiate radio frequency energy and, if not installed and used in accordance with the instructions, may cause harmful interference to radio communications. However, there is no guarantee that interference will not occur in a particular installation. If this equipment does cause harmful interference to radio or television reception, which can be determined by turning the equipment off and on, the user is encouraged to try to correct the interference by one or more of the following measures:
—Reorient or relocate the receiving antenna.
—Increase the separation between the equipment and receiver.
—Connect the equipment into an outlet on a circuit different from that to which the receiver is connected
—Consult the dealer or an experienced radio/TV technician for help.