Frequency (MHz)	Return Loss (dB)	Requirement (dB)	Impedance
5200	-23.17	-20	54.03 Ω - 5.62 jΩ
5400	-31.83	-20	51.01 Ω + 2.35 jΩ
5600	-24.34	-20	55.50 Ω + 2.51 jΩ
5800	-23.00	-20	43.65 Ω + 3.06 jΩ

6.3 MECHANICAL DIMENSIONS

Frequency MHz	L mm		h mm		d mm	
	required	measured	required	measured	required	measured
5000 to 6000	20.6±1 %.	20.62	40.3 ±1 %.	40.45	3.6 ±1 %.	3.61

7 VALIDATION MEASUREMENT

The IEC/IEEE 62209-1528 and FCC KDB865664 D01 standards state that the system validation measurements must be performed using a reference dipole meeting the fore mentioned return loss and mechanical dimension requirements. The validation measurement must be performed against a liquid filled flat phantom, with the phantom constructed as outlined in the fore mentioned standards. Per the standards, the dipole shall be positioned below the bottom of the phantom, with the dipole length centered and parallel to the longest dimension of the flat phantom, with the top surface of the dipole at the described distance from the bottom surface of the phantom.

7.1 HEAD LIQUID MEASUREMENT

Frequency MHz	Relative permittivity (ε_r')		Conductivity (σ) S/m	
	required	measured	required	measured
5000	36.2 ±10 %		4.45 ±10 %	
5100	36.1 ±10 %		4.56 ±10 %	
5200	36.0 ±10 %	34.44	4.66 ±10 %	4.64
5300	35.9 ±10 %		4.76 ±10 %	
5400	35.8 ±10 %	33.63	4.86 ±10 %	4.88
5500	35.6 ±10 %		4.97 ±10 %	
5600	35.5 ±10 %	32.80	5.07 ±10 %	5.12
5700	35.4 ±10 %		5.17 ±10 %	
5800	35.3 ±10 %	32.63	5.27 ±10 %	5.31
5900	35.2 ±10 %		5.38 ±10 %	
6000	35.1 ±10 %		5.48 ±10 %	

Template_ACR.DDD.N.YY.MVGB.ISSUE_SAR Reference Dipole5GHz vD

This document shall not be reproduced, except in full or in part, without the written approval of MVG. The information contained herein is to be used only for the purpose for which it is submitted and is not to be released in whole or part without written approval of MVG.

7.2 SAR MEASUREMENT RESULT WITH HEAD LIQUID

At those frequencies, the target SAR value can not be generic. Hereunder is the target SAR value defined by MVG, within the uncertainty for the system validation. All SAR values are normalized to 1 W net power. In bracket, the measured SAR is given with the used input power.

Software	OPENSAR V5
Phantom	SN 13/09 SAM68
Probe	SN 41/18 EPGO333
Liquid	Head Liquid Values 5200 MHz: eps' :34.44 sigma : 4.64 Head Liquid Values 5400 MHz: eps' :33.63 sigma : 4.88 Head Liquid Values 5600 MHz: eps' :32.80 sigma : 5.12 Head Liquid Values 5800 MHz: eps' :32.63 sigma : 5.31
Distance between dipole and liquid	10 mm
Area scan resolution	dx=8mm/dy=8mm
Zoon Scan Resolution	dx=4mm/dy=4m/dz=2mm
Frequency	5200 MHz 5400 MHz 5600 MHz 5800 MHz
Input power	20 dBm
Liquid Temperature	20 +/- 1 °C
Lab Temperature	20 +/- 1 °C
Lab Humidity	30-70 %

Frequency (MHz)	1 g SAR (W/kg)		10 g SAR (W/kg)	
	required	measured	required	measured
5200	76.50	76.41 (7.64)	21.60	21.86 (2.19)
5400	-	80.52 (8.05)	-	22.91 (2.29)
5600	-	79.08 (7.91)	-	22.73 (2.27)
5800	78.00	76.49 (7.65)	21.90	22.03 (2.20)

SAR MEASUREMENT PLOTS @ 5200 MHz

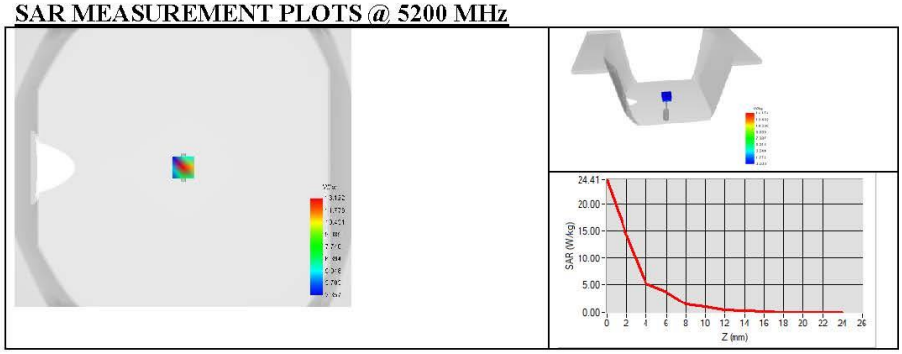

Template_ACR.DDD.N.YY.MVGB.ISSUE_SAR Reference Dipole5GHz vD

This document shall not be reproduced, except in full or in part, without the written approval of MVG. The information contained herein is to be used only for the purpose for which it is submitted and is not to be released in whole or part without written approval of MVG.

SAR MEASUREMENT PLOTS @ 5400 MHz

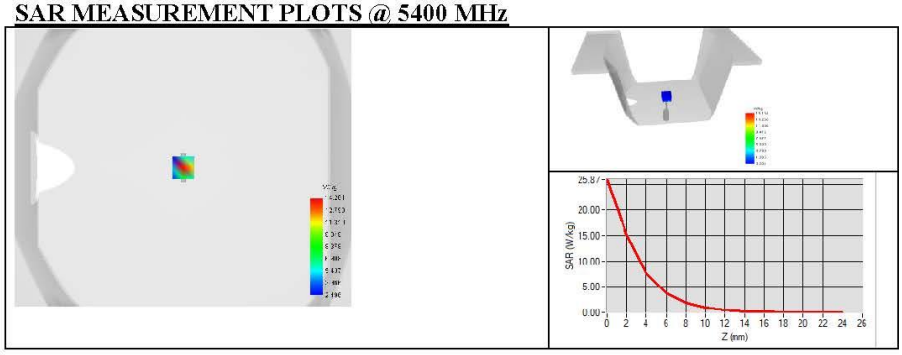

SAR MEASUREMENT PLOTS @ 5600 MHz

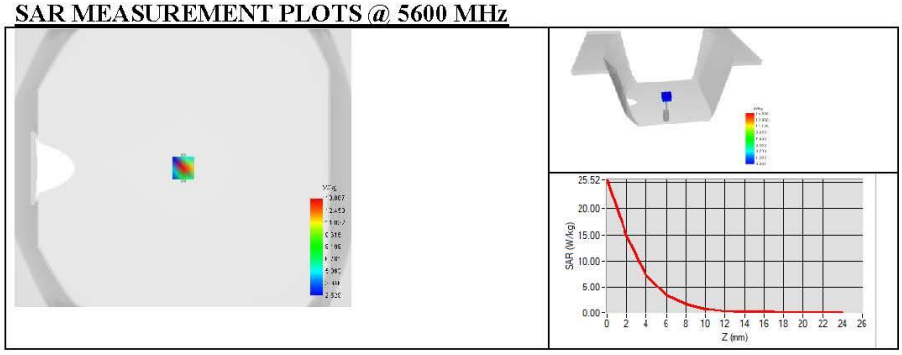

SAR MEASUREMENT PLOTS @ 5800 MHz

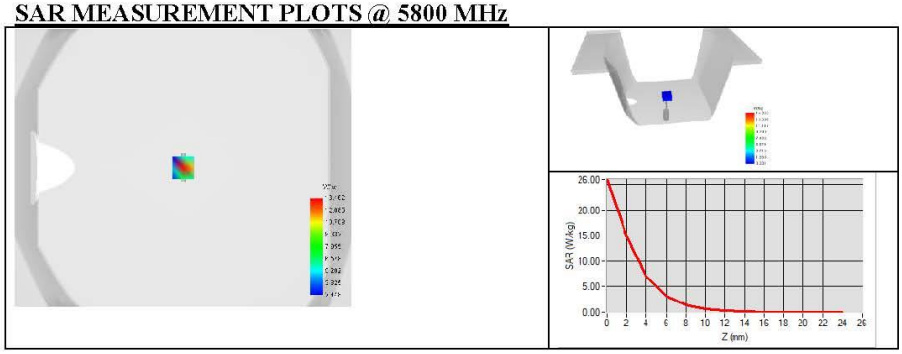

Template_ACR.DDD.N.YY.MVGB.ISSUE_SAR Reference Dipole5GHz vD

This document shall not be reproduced, except in full or in part, without the written approval of MVG. The information contained herein is to be used only for the purpose for which it is submitted and is not to be released in whole or part without written approval of MVG.

7.3 BODY LIQUID MEASUREMENT

Frequency MHz	Relative permittivity (ε,')		Conductivity (σ) S/m	
	required	measured	required	measured
5200	49.0 ±10 %	45.50	5.30 ±10 %	5.63
5300	48.9 ±10 %		5.42 ±10 %	
5400	48.7 ±10 %	44.78	5.53 ±10 %	5.95
5500	48.6 ±10 %		5.65 ±10 %	
5600	48.5 ±10 %	44.85	5.77 ±10 %	6.26
5800	48.2 ±10 %	44.45	6.00 ±10 %	6.58

7.4 SAR MEASUREMENT RESULT WITH BODY LIQUID

Software	OPENSAR V5
Phantom	SN 13/09 SAM68
Probe	SN 41/18 EPGO333
Liquid	Body Liquid Values 5200 MHz: eps' :45.50 sigma : 5.63 Body Liquid Values 5400 MHz: eps' :44.78 sigma : 5.95 Body Liquid Values 5600 MHz: eps' :44.85 sigma : 6.26 Body Liquid Values 5800 MHz: eps' :44.45 sigma : 6.58
Distance between dipole and liquid	10 mm
Area scan resolution	dx=8mm/dy=8mm
Zoon Scan Resolution	dx=4mm/dy=4m/dz=2mm
Frequency	5200 MHz 5400 MHz 5600 MHz 5800 MHz
Input power	20 dBm
Liquid Temperature	20 +/- 1 °C
Lab Temperature	20 +/- 1 °C
Lab Humidity	30-70 %

Frequency (MHz)	1 g SAR (W/kg)	10 g SAR (W/kg)
	measured	measured
5200	73.02 (7.30)	20.58 (2.06)
5400	77.86 (7.79)	21.85 (2.19)
5600	79.90 (7.99)	22.73 (2.27)
5800	71.90 (7.19)	20.50 (2.05)

Template_ACR.DDD.N.YY.MVGB.ISSUE_SAR Reference Dipole5GHz vD
This document shall not be reproduced, except in full or in part, without the written approval of MVG. The information contained herein is to be used only for the purpose for which it is submitted and is not to be released in whole or part without written approval of MVG.

BODY SAR MEASUREMENT PLOTS @ 5200 MHz

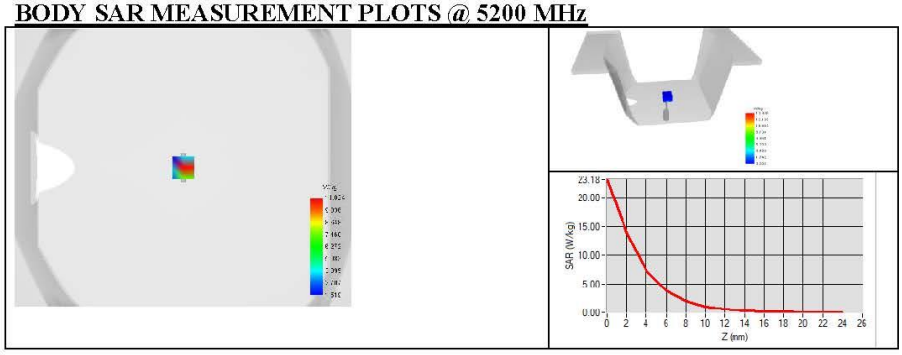

BODY SAR MEASUREMENT PLOTS @ 5400 MHz

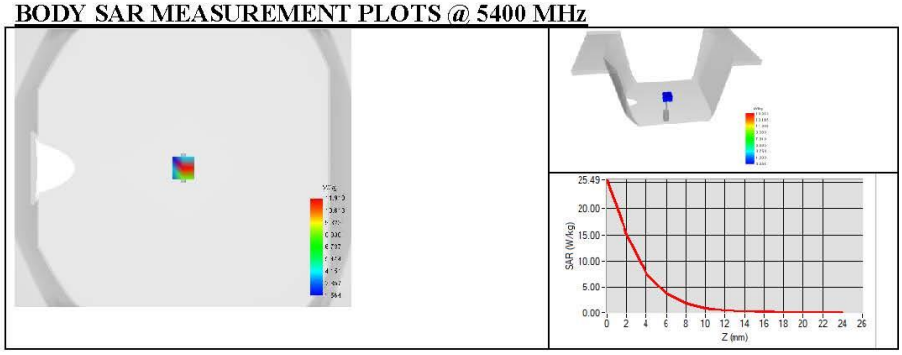

BODY SAR MEASUREMENT PLOTS @ 5600 MHz

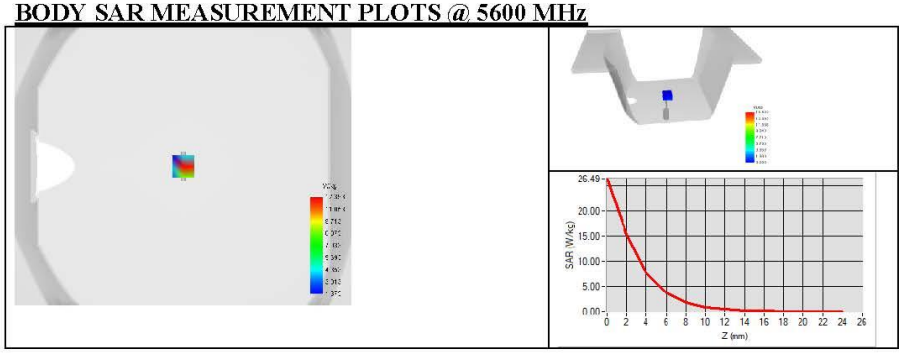

Template_ACR.DDD.N.YY.MVGB.ISSUE_SAR Reference Dipole5GHz vD

This document shall not be reproduced, except in full or in part, without the written approval of MVG. The information contained herein is to be used only for the purpose for which it is submitted and is not to be released in whole or part without written approval of MVG.

BODY SAR MEASUREMENT PLOTS @ 5800 MHz

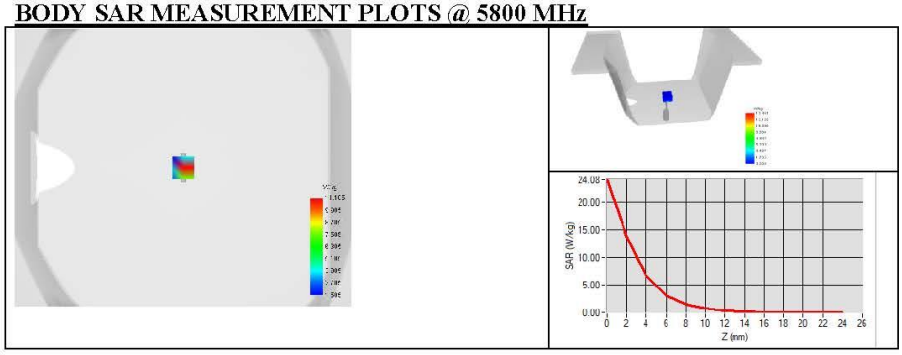

Template_ACR.DDD.N.YY.MVGB.ISSUE_SAR Reference Dipole5GHz vD
This document shall not be reproduced, except in full or in part, without the written approval of MVG. The information contained herein is to be used only for the purpose for which it is submitted and is not to be released in whole or part without written approval of MVG.

8 LIST OF EQUIPMENT

Equipment Summary Sheet				
Equipment Description	**Manufacturer / Model**	**Identification No.**	**Current Calibration Date**	**Next Calibration Date**
SAM Phantom	MVG	SN 13/09 SAM68	Validated. No cal required.	Validated. No cal required.
COMOSAR Test Bench	Version 3	NA	Validated. No cal required.	Validated. No cal required.
Network Analyzer	Rohde & Schwarz ZVM	100203	08/2021	08/2024
Network Analyzer	Agilent 8753ES	MY40003210	10/2019	10/2022
Network Analyzer – Calibration kit	Rohde & Schwarz ZV-Z235	101223	05/2019	05/2022
Network Analyzer – Calibration kit	HP 85033D	3423A08186	06/2021	06/2027
Calipers	Mitutoyo	SN 0009732	10/2019	10/2022
Reference Probe	MVG	SN 41/18 EPGO333	10/2021	10/2022
Multimeter	Keithley 2000	1160271	02/2020	02/2023
Signal Generator	Rohde & Schwarz SMB	106589	04/2019	04/2022
Amplifier	MVG	MODU-023-C-0002	Characterized prior to test. No cal required.	Characterized prior to test. No cal required.
Power Meter	NI-USB 5680	170100013	06/2021	06/2024
Power Meter	Rohde & Schwarz NRVD	832839-056	11/2019	11/2022
Directional Coupler	Krytar 158020	131467	Characterized prior to test. No cal required.	Characterized prior to test. No cal required.
Temperature / Humidity Sensor	Testo 184 H1	44225320	06/2021	06/2024

Template_ACR.DDD.N.YY.MVGB.ISSUE_SAR Reference Dipole5GHz vD
This document shall not be reproduced, except in full or in part, without the written approval of MVG. The information contained herein is to be used only for the purpose for which it is submitted and is not to be released in whole or part without written approval of MVG.

17. PHOTOGRAPHS OF THE LIQUID



Photograph of the depth in the Body Phantom (450MHz-10000MHz, 16.2cm depth)

18. EUT Photographs

EUT Front View

EUT Back View

Antenna View

Internal Photos



19. EUT Test Setup Photographs

Body mode Exposure Conditions
Test distance: 0mm

Back（WIFI）

Back（RFID）



STATEMENT

1.The equipment lists are traceable to the national reference standards.

2.The test report can not be partially copied unless prior written approval is issued from our lab.

3.The test report is invalid without stamp of laboratory.

4.The test report is invalid without signature of person(s) testing and authorizing.

5.The test process and test result is only related to the Unit Under Test.

6.The quality system of our laboratory is in accordance with ISO/IEC17025.

7.If there is any objection to report, the client should inform issuing laboratory within 15 days from the date of receiving test report.

Address:
1-2/F., Building B, Pengzhou Industrial Park, No.158, Fuyuan 1st Road, Tangwei, Fuhai Subdistrict, Bao'an District, Shenzhen, Guangdong, China

TEL：400-788-9558

1) C.: 518103

FAX：0755-33229357

Website：http://www.chnbctc.com

E-Mail：bctc@bctc-lab.com.cn

※※※※※ **END** ※※※※※