POWER SPECTRAL DENSITY

FCC 15.247

Company:	Phyn LLC	Date:	1/29/2018
EUT:	Leak Detector	Lab:	P
Model:	PHYPF001	Test ENG:	Torey Oliver
Mode:	802.11n		
Antenna:	2		

Compatible Electronics, Inc. FAC-3 (Lab P)

DTS Bandwidth

Freq. (MHz)	Peak (dBm)	Limit (dBm)	Margin (dB)	Peak / QP / Avg	Comments
2422	-0.75	8.00	-8.75	Peak	
2437	-0.24	8.00	-8.24	Peak	
2452	-0.33	8.00	-8.33	Peak	

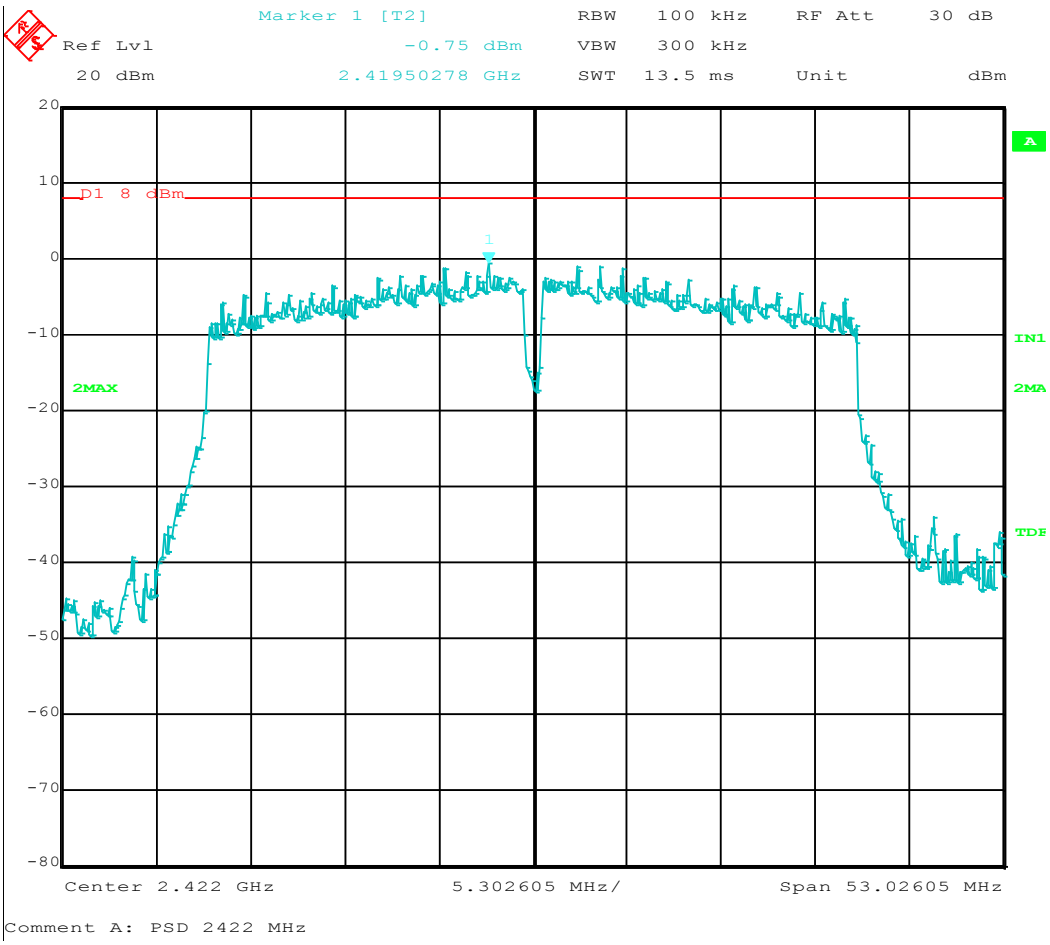
Marker 1 [T2]
RBW 100 kHz
RF Att 30 dB
Ref Lvl
-0.75 dBm
VBW 300 kHz
20 dBm
2.41950278 GHz
SWT 13.5 ms
Unit dBm
D1 8 dBm
2MAX
A
IN1
2MA
TDF
Center 2.422 GHz
5.302605 MHz/
Span 53.02605 MHz
Comment A: PSD 2422 MHz

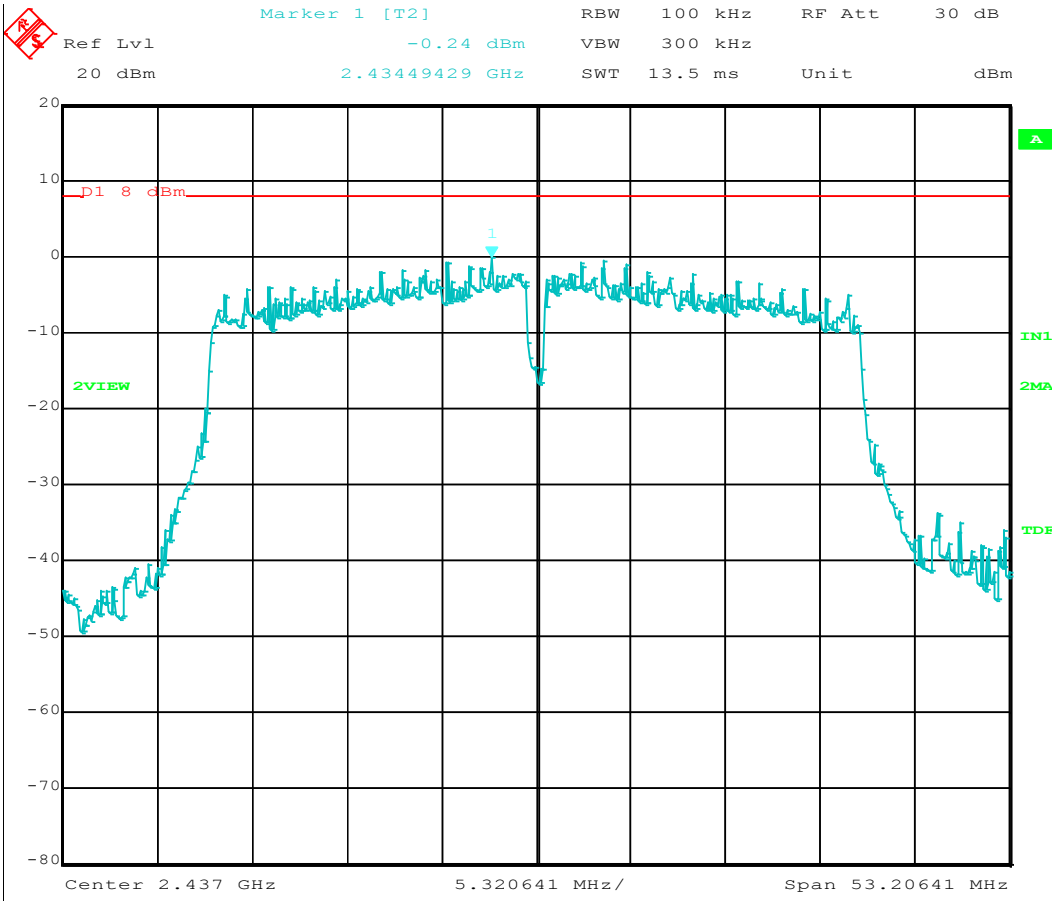

Comment A: PSD 2437 MHz

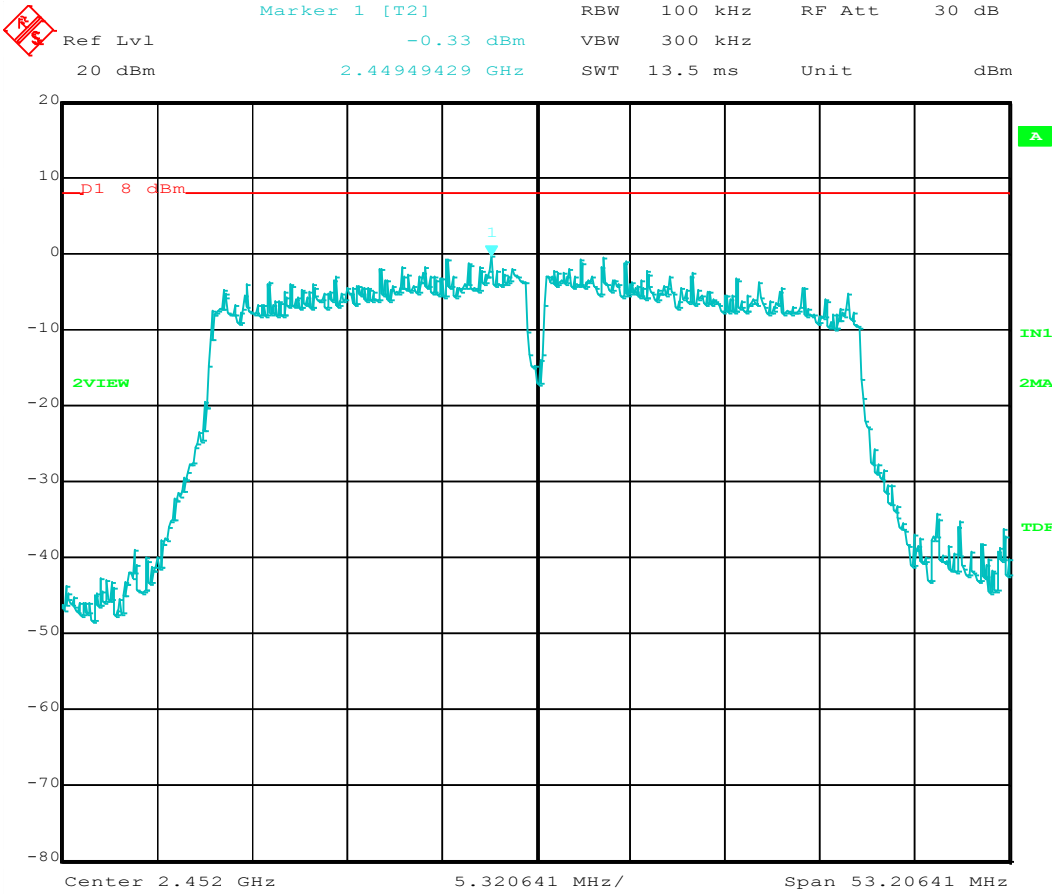

Comment A: PSD 2452 MHz

HARMONIC EMISSIONS IN NON-RESTRICTED FREQUENCY BANDS (IN 100KHZ BANDWIDTH) / CONDUCTED

DATA SHEETS

802.11b

ANTENNA 1

HARMONIC EMISSIONS IN NON-RESTRICTED FREQUENCY BANDS

FCC 15.247

Company:	Phyn LLC	Date:	10/25/2017
EUT:	Leak Detector	Lab:	P
Model:	PHYPF001	Test ENG:	Jorge Reyes
Mode:	802.11b		
Antenna:	1		

Compatible Electronics, Inc. FAC-3 (Lab P)

Freq. (MHz)	Level (dBuV)	Limit (dBuV)	Margin (dB)	Peak / QP / Avg	Comments
13697.39	56.16	93.16	-37.00	Peak	Mid Channel
13727.45	56.89	96.01	-39.12	Peak	High Channel

HARMONIC EMISSIONS IN NON-RESTRICTED FREQUENCY BANDS LOW CHANNEL

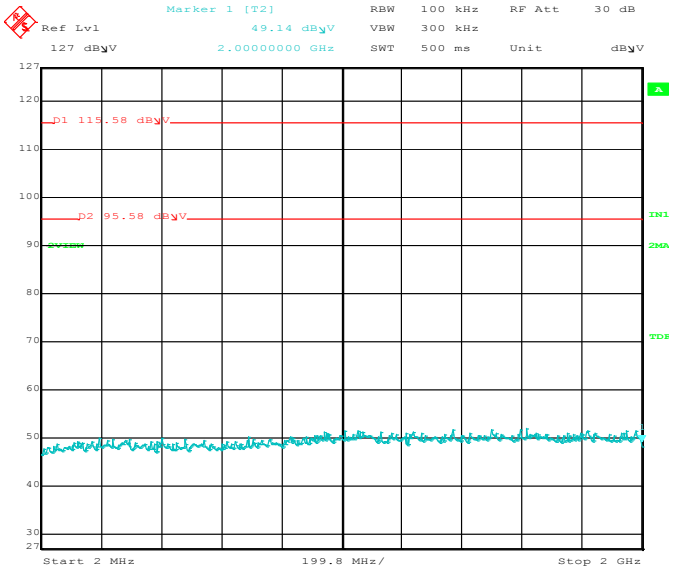

Comment A: Conducted Spurious Emissions

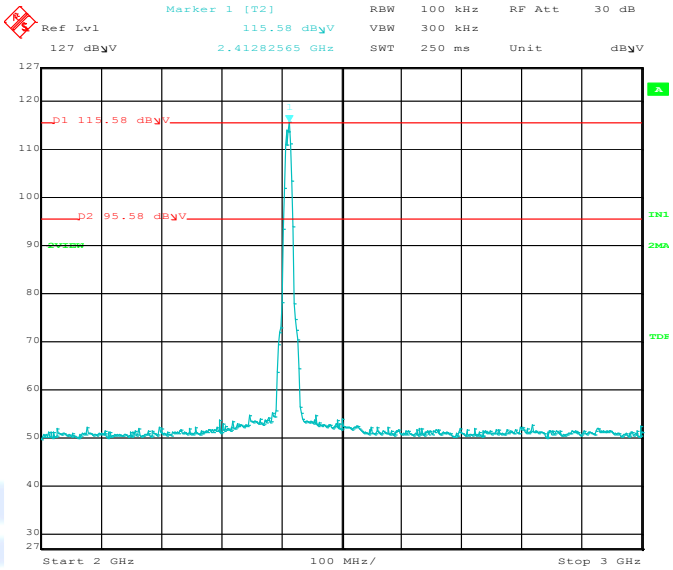

Comment A: Conducted Spurious Emissions

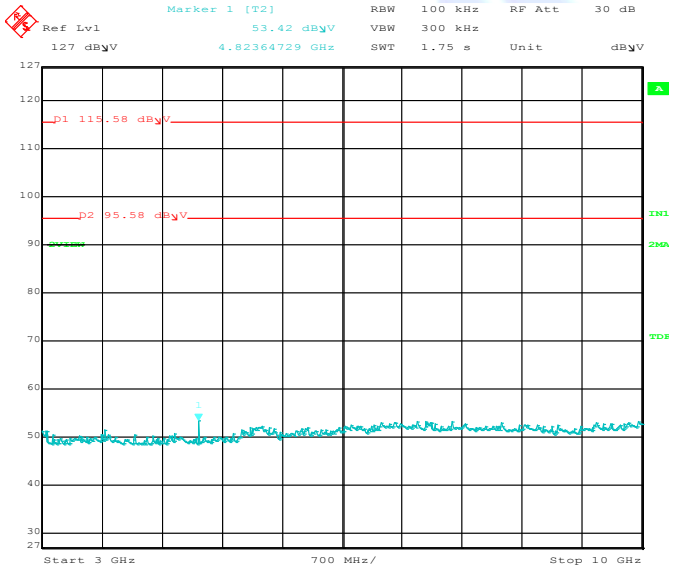

Comment A: Conducted Spurious Emissions

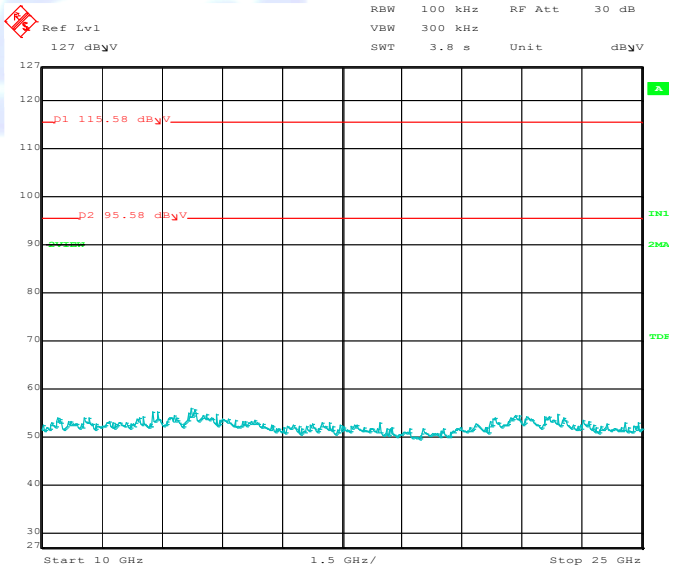

Comment A: Conducted Spurious Emissions

HARMONIC EMISSIONS IN NON-RESTRICTED FREQUENCY BANDS MID CHANNEL

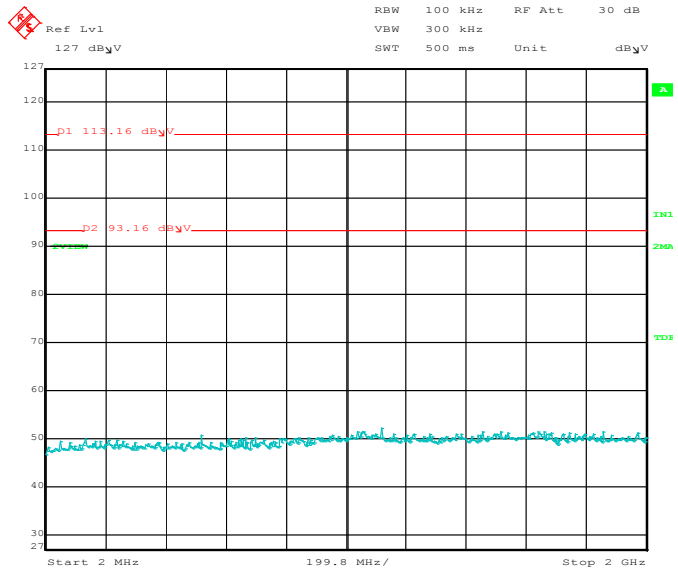

Comment A: Conducted Spurious Emissions

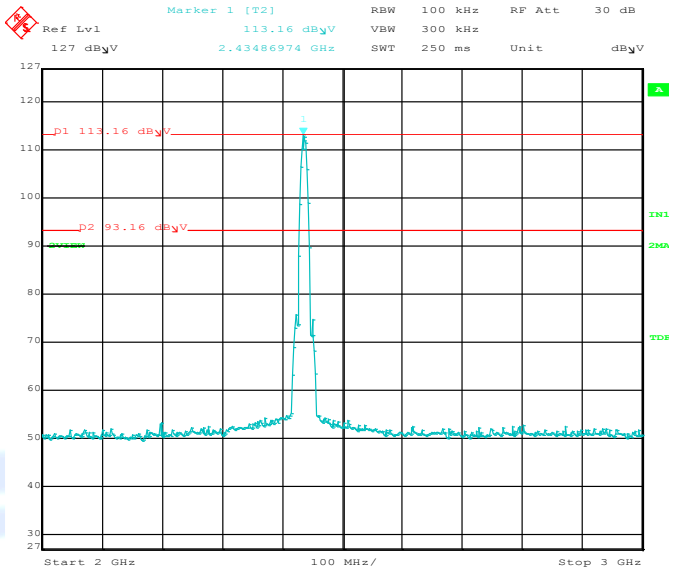

Comment A: Conducted Spurious Emissions

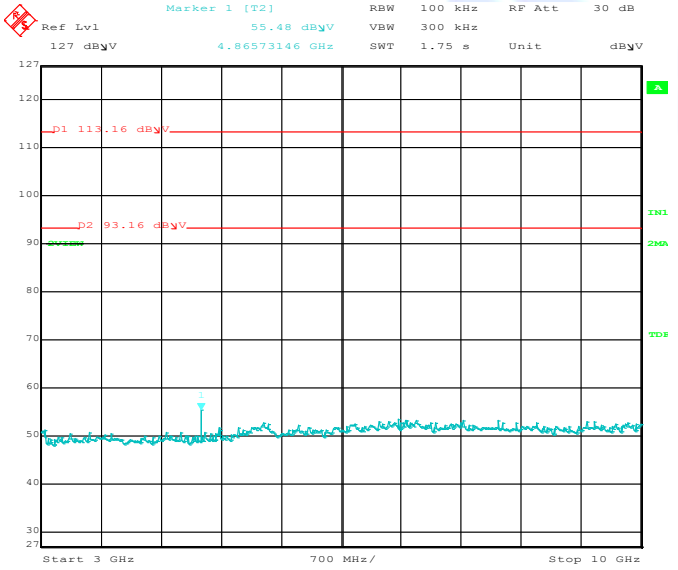

Comment A: Conducted Spurious Emissions

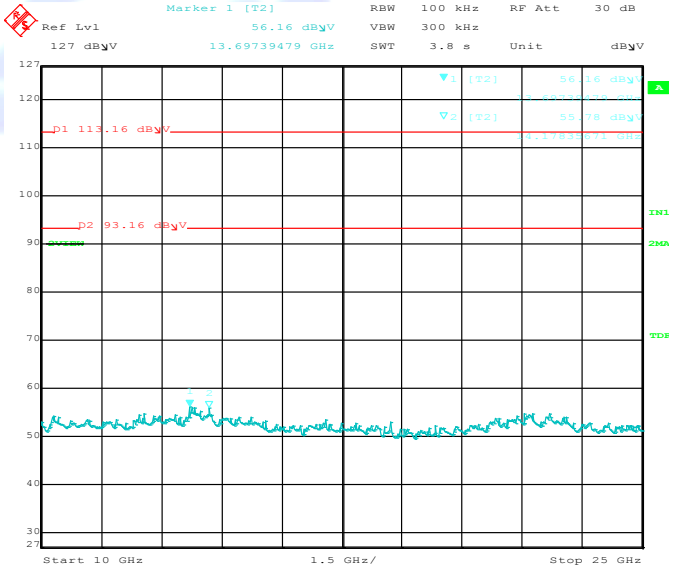

Comment A: Conducted Spurious Emissions

HARMONIC EMISSIONS IN NON-RESTRICTED FREQUENCY BANDS HIGH CHANNEL

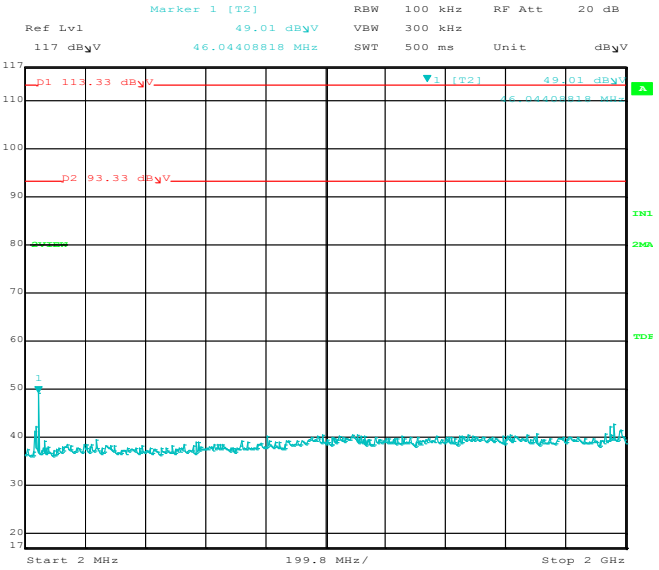

Comment A: Conducted Spurious Emissions

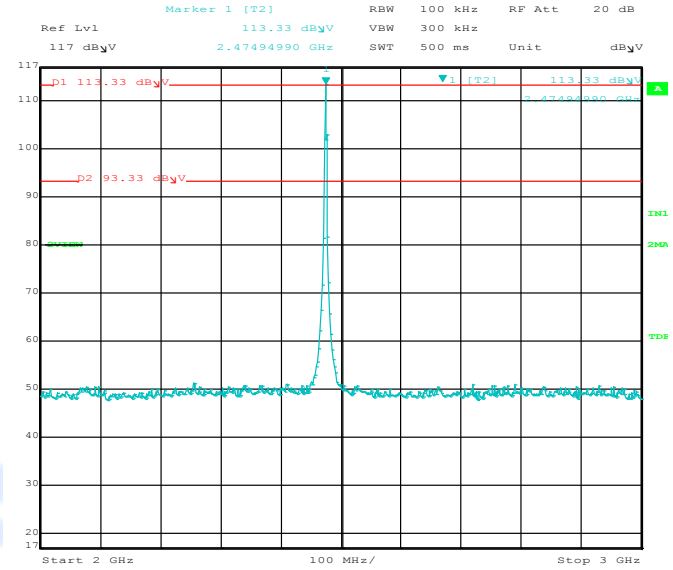

Comment A: Spurious Reference Level

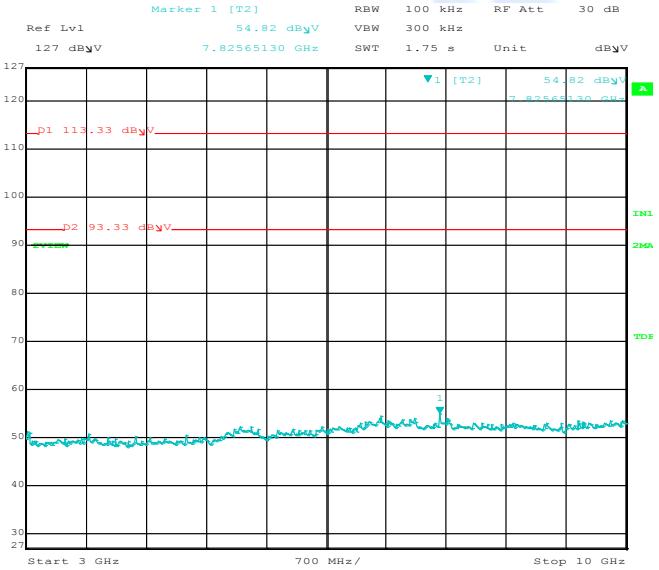

Comment A: Conducted Spurious Emissions

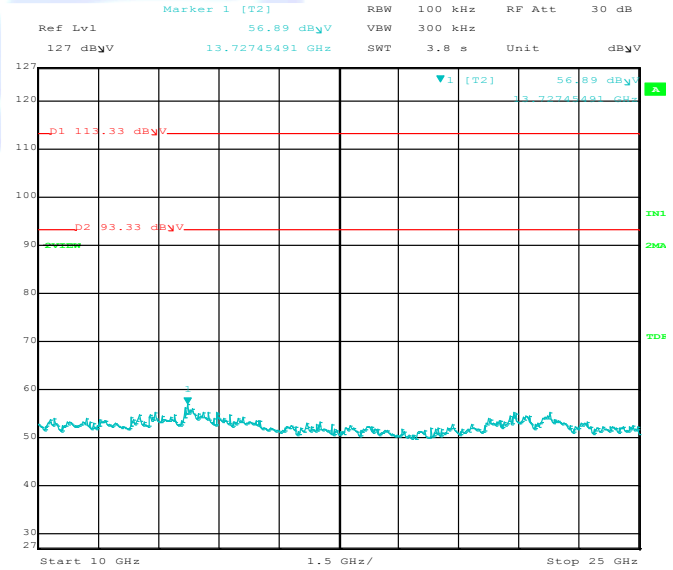

Comment A: Conducted Spurious Emissions

HARMONIC EMISSIONS IN NON-RESTRICTED FREQUENCY BANDS (IN 100KHZ BANDWIDTH) / CONDUCTED

DATA SHEETS

802.11b

ANTENNA 2

HARMONIC EMISSIONS IN NON-RESTRICTED FREQUENCY BANDS

FCC 15.247

Company:	Phyn LLC	Date:	10/25/2017
EUT:	Leak Detector	Lab:	P
Model:	PHYPF001	Test ENG:	Jorge Reyes
Mode:	802.11b		
Antenna:	2		

Compatible Electronics, Inc. FAC-3 (Lab P)

Freq. (MHz)	Level (dBuV)	Limit (dBuV)	Margin (dB)	Peak / QP / Avg	Comments
22685.37	55.50	95.53	-40.03	Peak	Low Channel

HARMONIC EMISSIONS IN NON-RESTRICTED FREQUENCY BANDS LOW CHANNEL

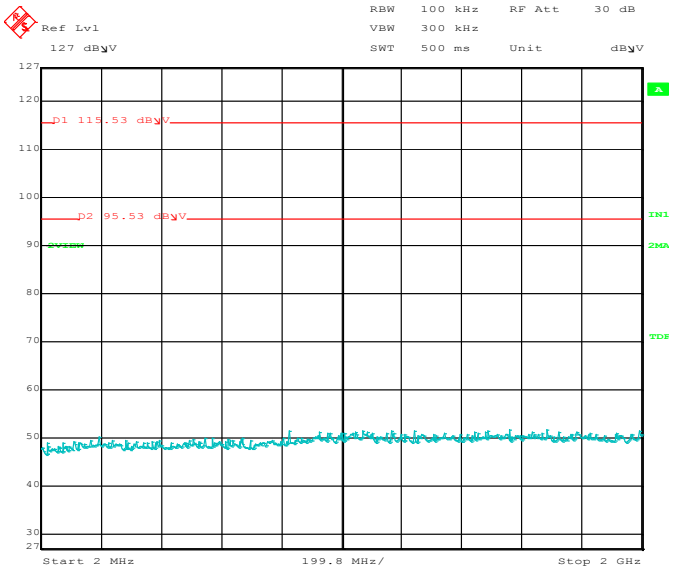

Comment A: Conducted Spurious Emissions

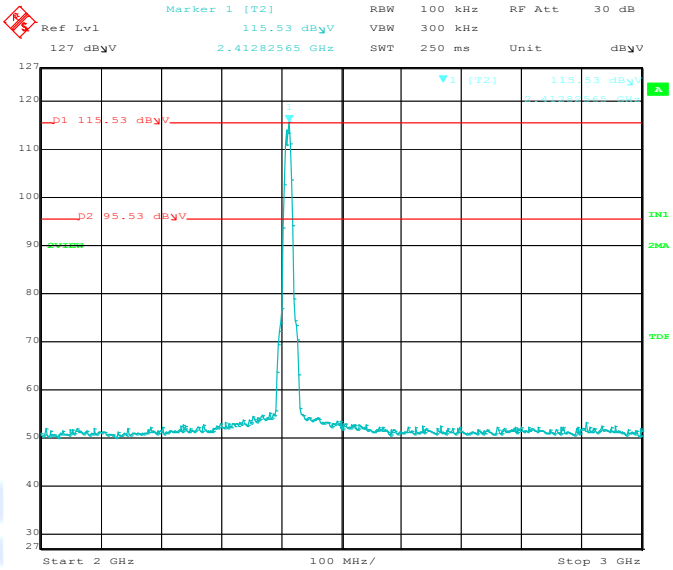

Comment A: Conducted Spurious Emissions

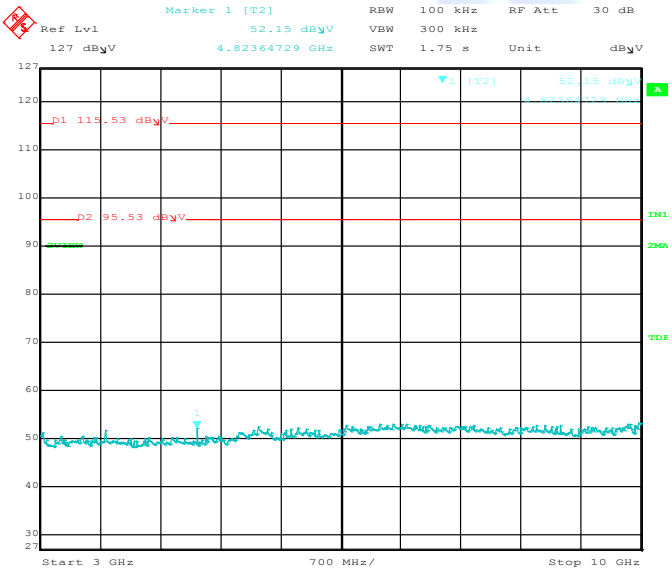

Comment A: Conducted Spurious Emissions

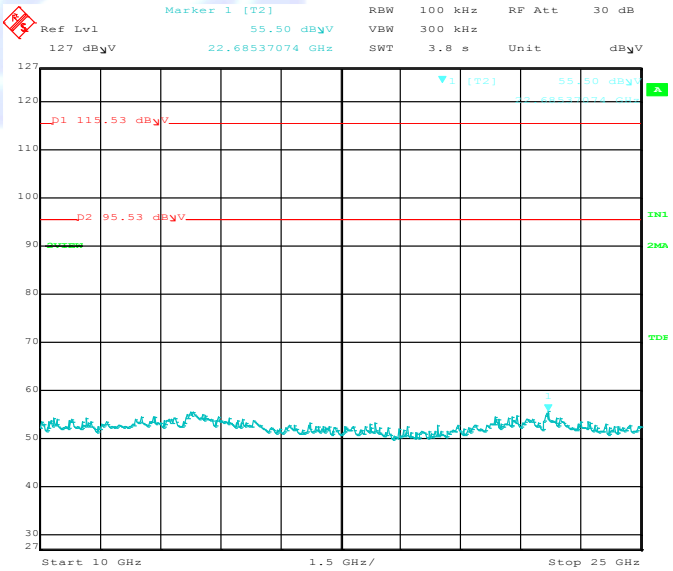

Comment A: Conducted Spurious Emissions

HARMONIC EMISSIONS IN NON-RESTRICTED FREQUENCY BANDS MID CHANNEL

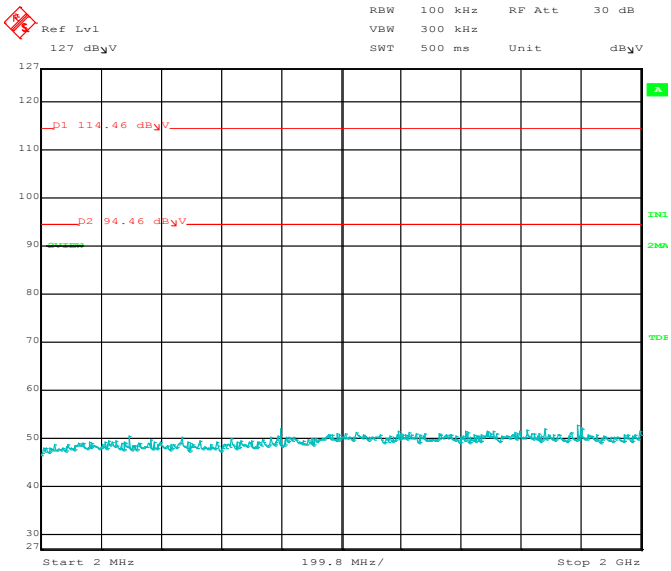

Comment A: Conducted Spurious Emissions

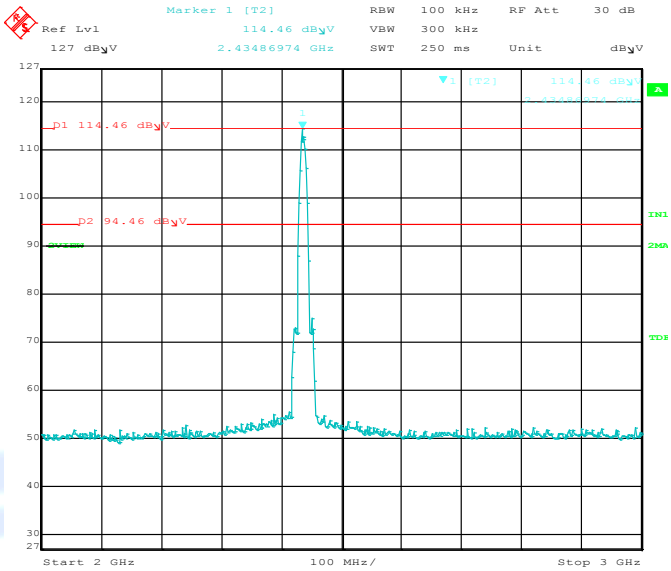

Comment A: Conducted Spurious Emissions

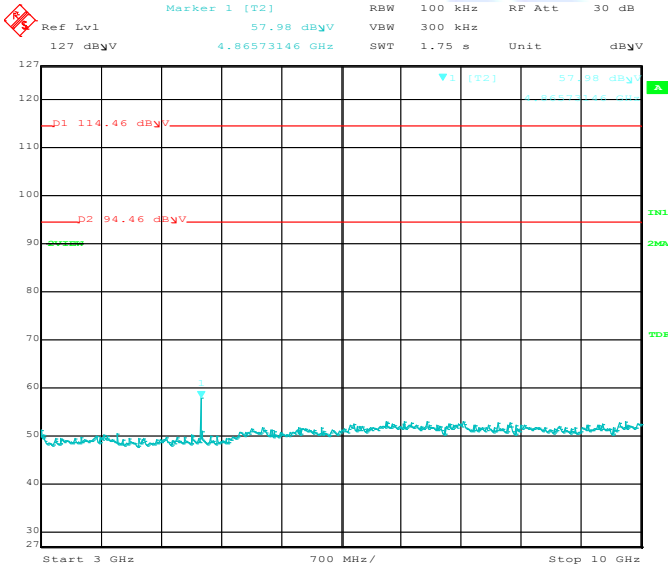

Comment A: Conducted Spurious Emissions

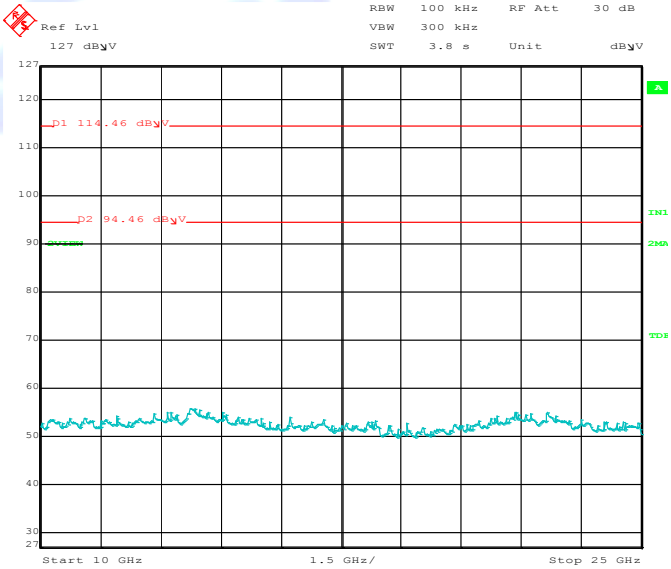

Comment A: Conducted Spurious Emissions

HARMONIC EMISSIONS IN NON-RESTRICTED FREQUENCY BANDS HIGH CHANNEL

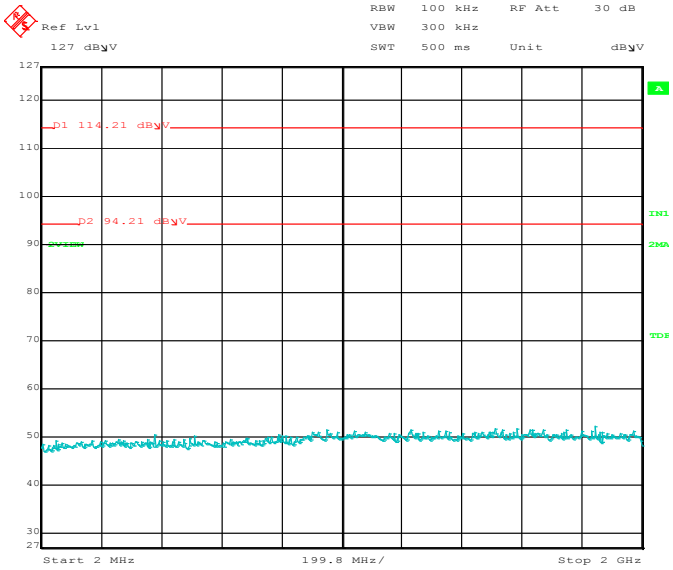

Comment A: Conducted Spurious Emissions

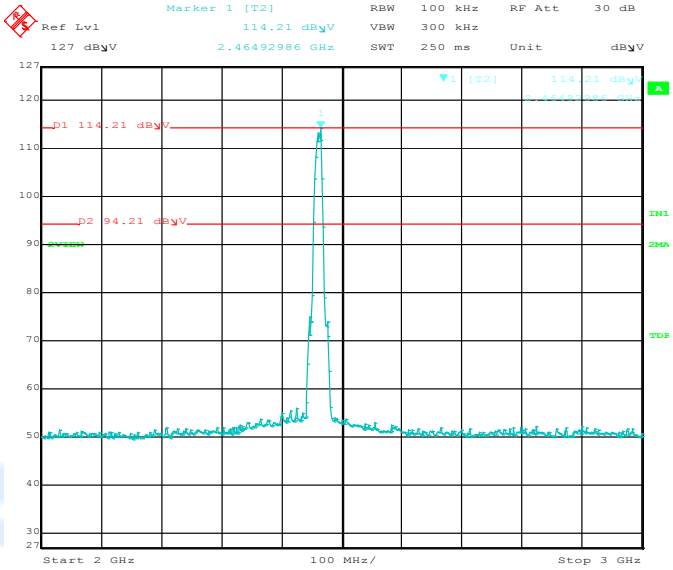

Comment A: Conducted Spurious Emissions

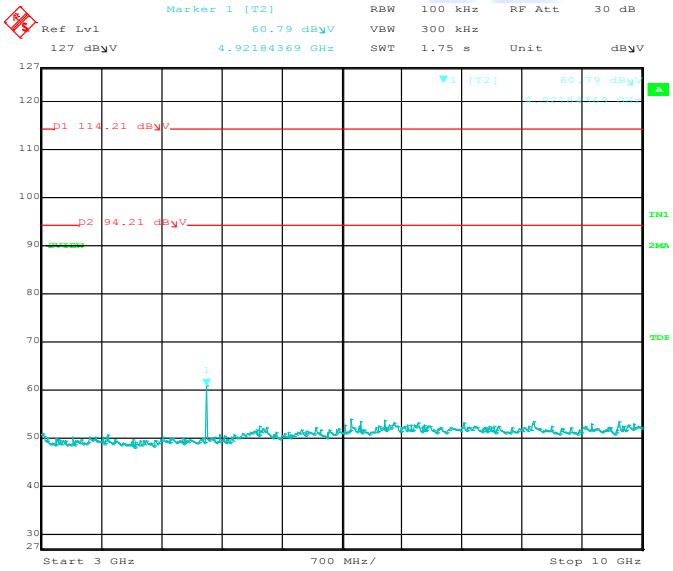

Comment A: Conducted Spurious Emissions

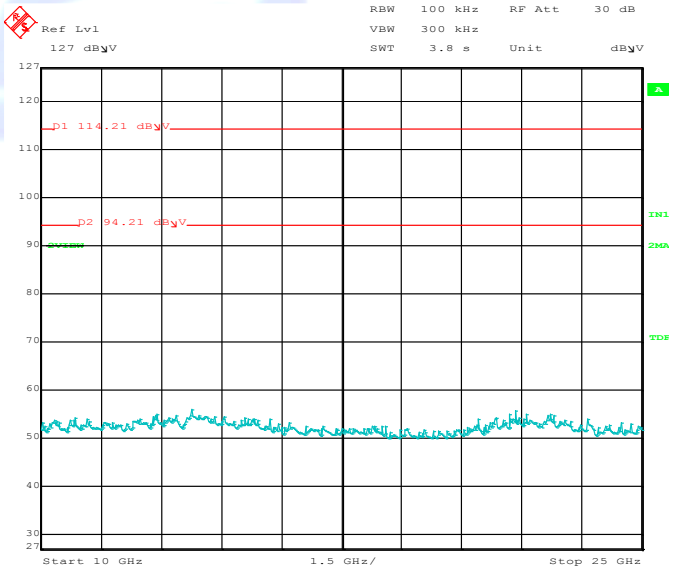

Comment A: Conducted Spurious Emissions

HARMONIC EMISSIONS IN NON-RESTRICTED FREQUENCY BANDS (IN 100KHZ BANDWIDTH) / CONDUCTED

DATA SHEETS

802.11g

ANTENNA 1

HARMONIC EMISSIONS IN NON-RESTRICTED FREQUENCY BANDS

FCC 15.247

Company:	Phyn LLC	Date:	10/25/2017
EUT:	Leak Detector	Lab:	P
Model:	PHYPF001	Test ENG:	Jorge Reyes
Mode:	802.11g		
Antenna:	1		

Compatible Electronics, Inc. FAC-3 (Lab P)

Freq. (MHz)	Level (dBuV)	Limit (dBuV)	Margin (dB)	Peak / QP / Avg	Comments
8218.44	54.34	88.78	-34.44	Peak	Low Channel
13727.45	56.95	88.99	-32.04	Peak	Mid Channel

HARMONIC EMISSIONS IN NON-RESTRICTED FREQUENCY BANDS LOW CHANNEL

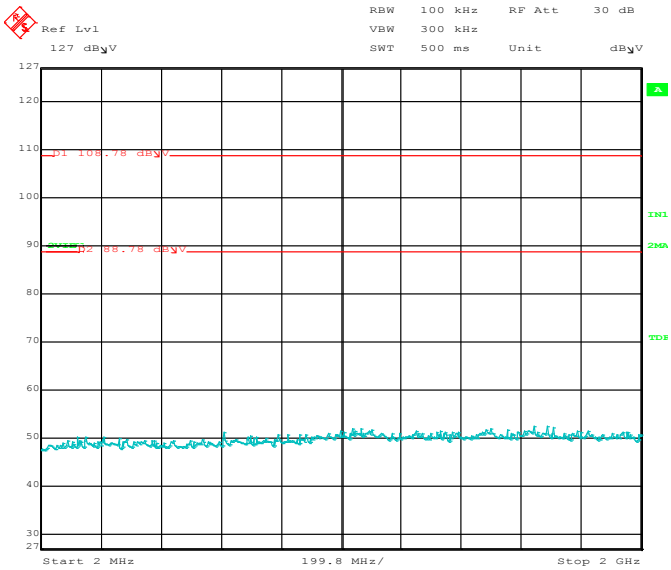

Comment A: Conducted Spurious Emissions

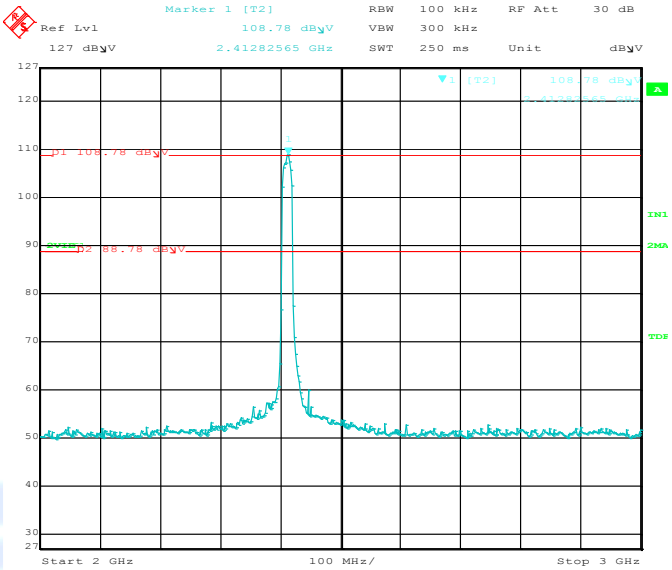

Comment A: Conducted Spurious Emissions

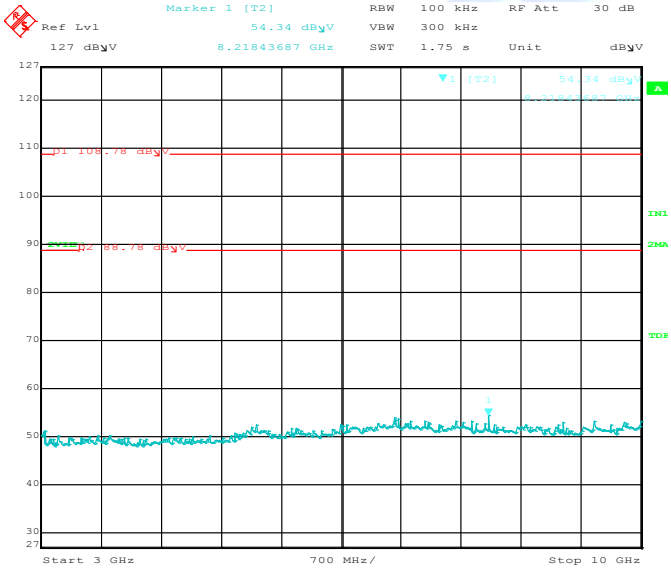

Comment A: Conducted Spurious Emissions

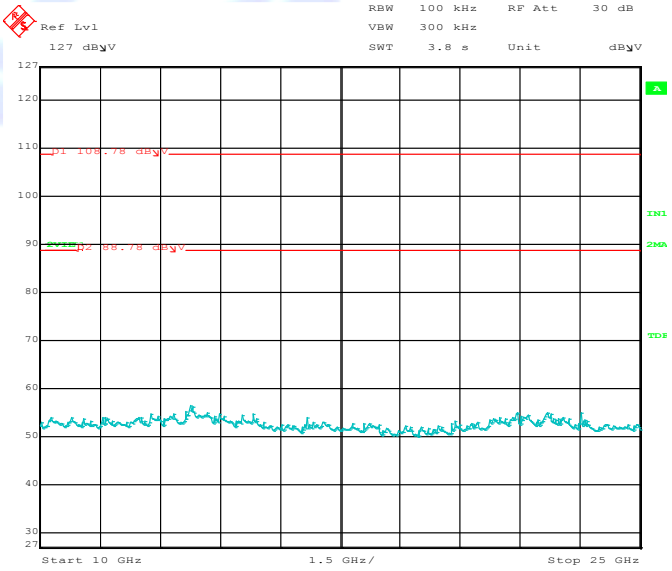

Comment A: Conducted Spurious Emissions

HARMONIC EMISSIONS IN NON-RESTRICTED FREQUENCY BANDS MID CHANNEL

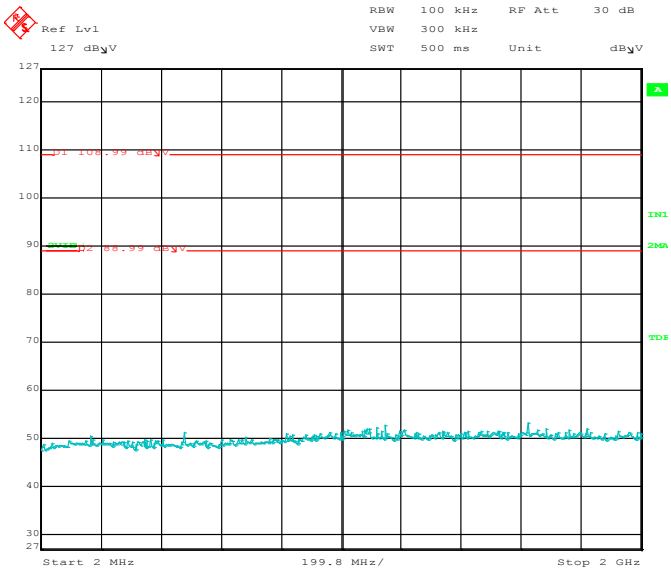

Comment A: Conducted Spurious Emissions

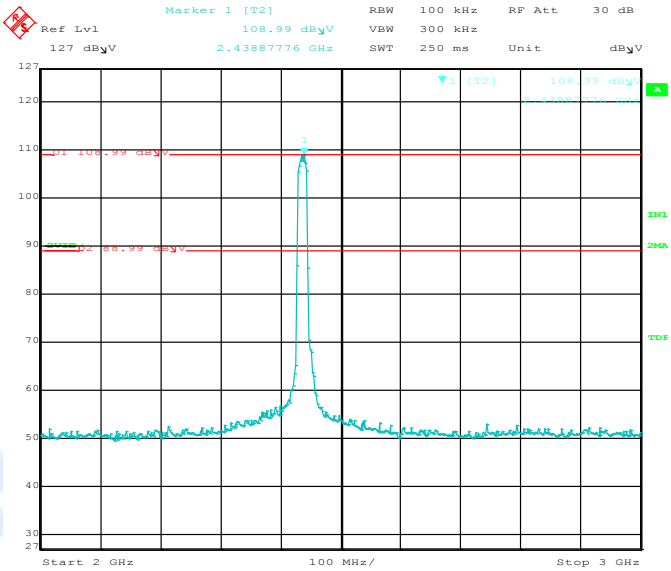

Comment A: Conducted Spurious Emissions

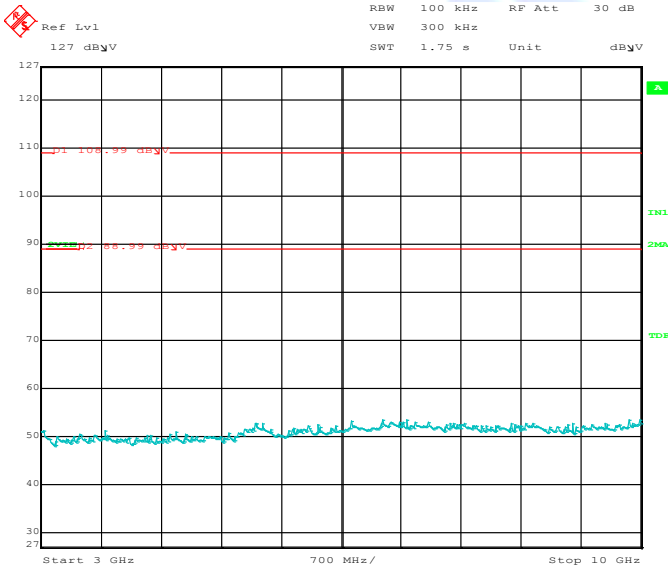

Comment A: Conducted Spurious Emissions

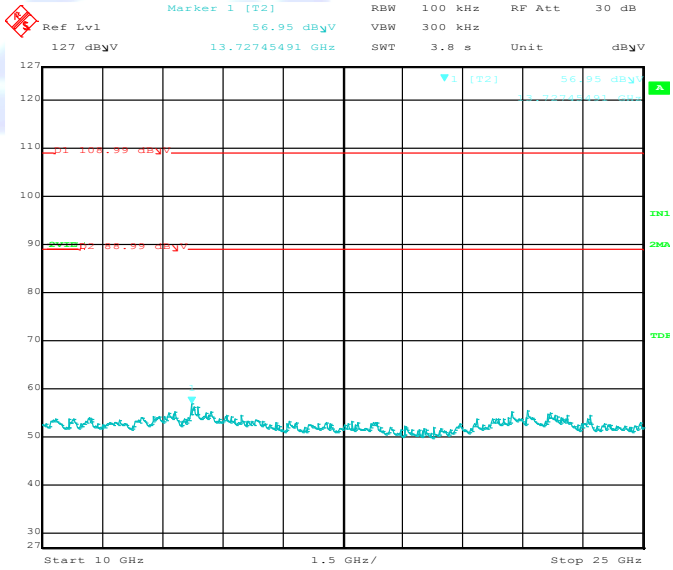

Comment A: Conducted Spurious Emissions

HARMONIC EMISSIONS IN NON-RESTRICTED FREQUENCY BANDS HIGH CHANNEL

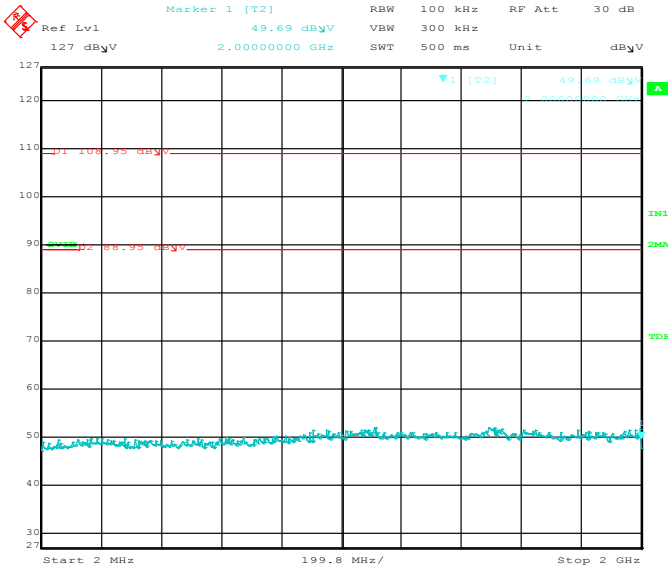

Comment A: Conducted Spurious Emissions

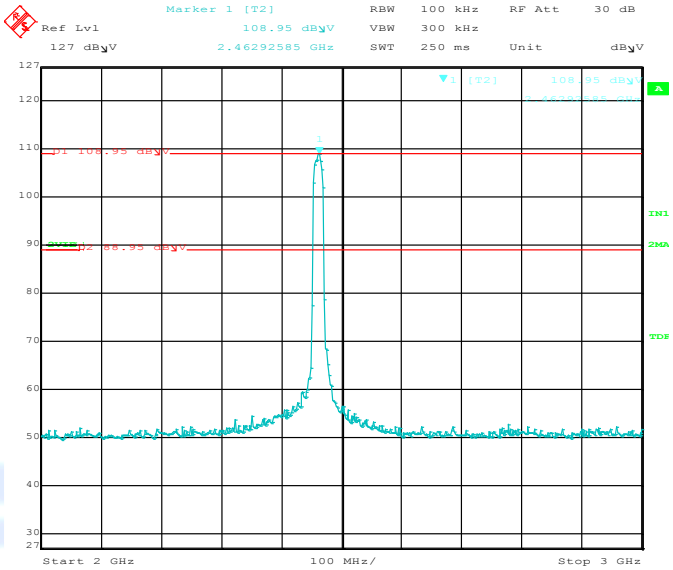

Comment A: Conducted Spurious Emissions

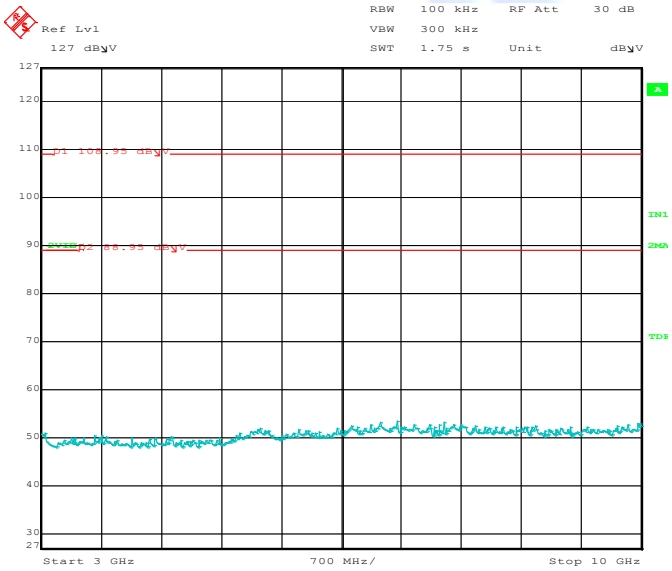

Comment A: Conducted Spurious Emissions

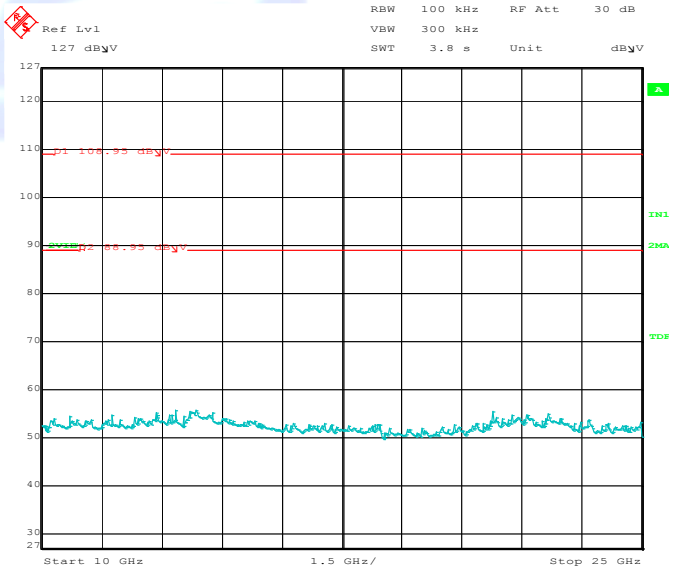

Comment A: Conducted Spurious Emissions

HARMONIC EMISSIONS IN NON-RESTRICTED FREQUENCY BANDS (IN 100KHZ BANDWIDTH) / CONDUCTED

DATA SHEETS

802.11g

ANTENNA 2

HARMONIC EMISSIONS IN NON-RESTRICTED FREQUENCY BANDS

FCC 15.247

Company:	Phyn LLC	Date:	10/25/2017
EUT:	Leak Detector	Lab:	P
Model:	PHYPF001	Test ENG:	Jorge Reyes
Mode:	802.11g		
Antenna:	2		

Compatible Electronics, Inc. FAC-3 (Lab P)

Freq. (MHz)	Level (dBuV)	Limit (dBuV)	Margin (dB)	Peak / QP / Avg	Comments
13757.52	56.55	89.01	-32.46	Peak	Mid Channel
13817.65	56.78	89.00	-32.22	Peak	High Channel

HARMONIC EMISSIONS IN NON-RESTRICTED FREQUENCY BANDS LOW CHANNEL

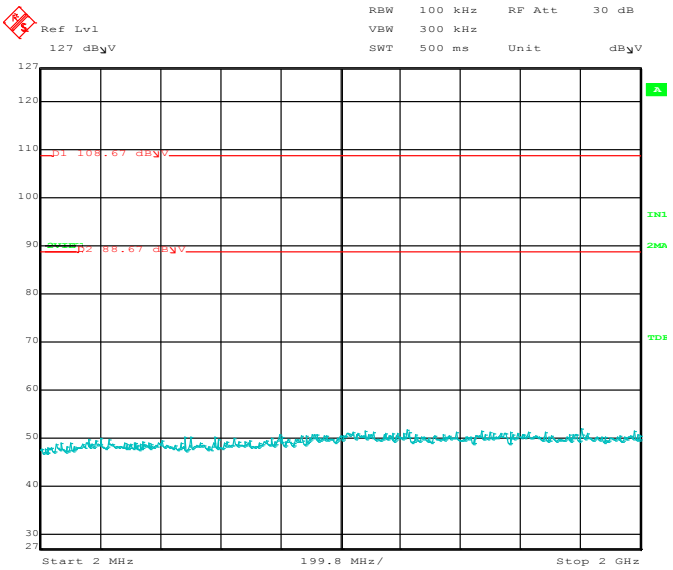

Comment A: Conducted Spurious Emissions

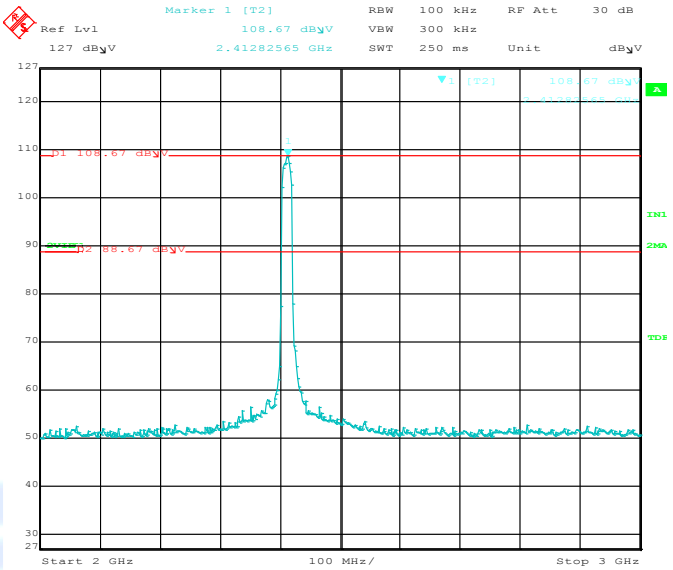

Comment A: Conducted Spurious Emissions

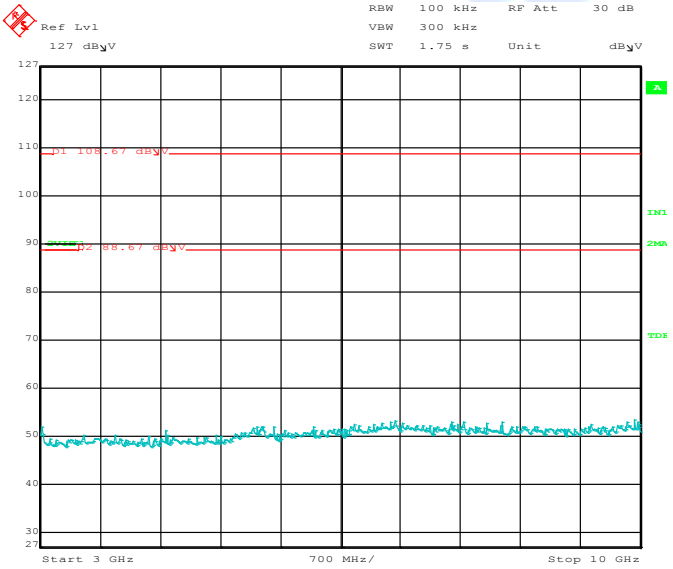

Comment A: Conducted Spurious Emissions

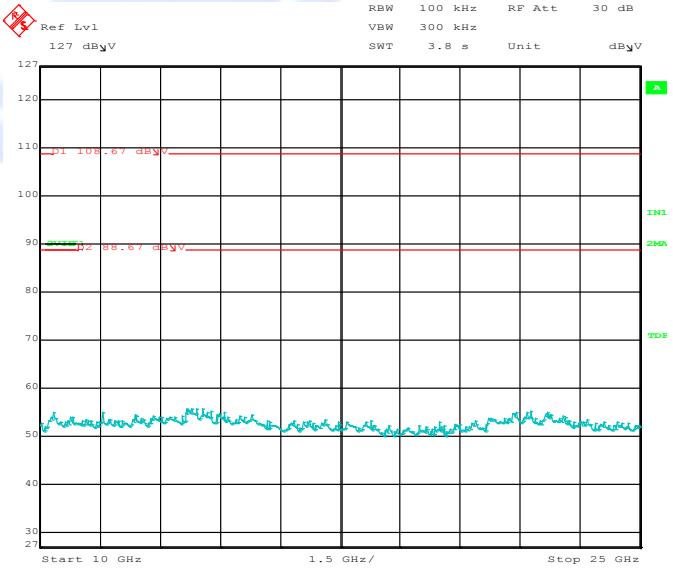

Comment A: Conducted Spurious Emissions

HARMONIC EMISSIONS IN NON-RESTRICTED FREQUENCY BANDS MID CHANNEL

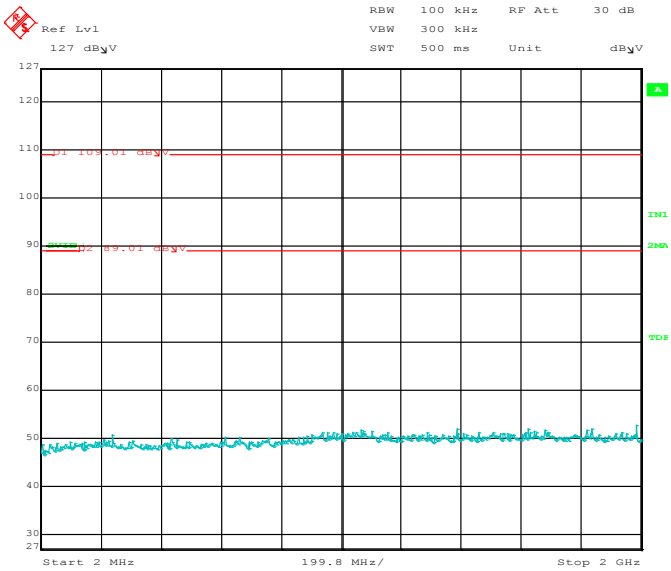

Comment A: Conducted Spurious Emissions

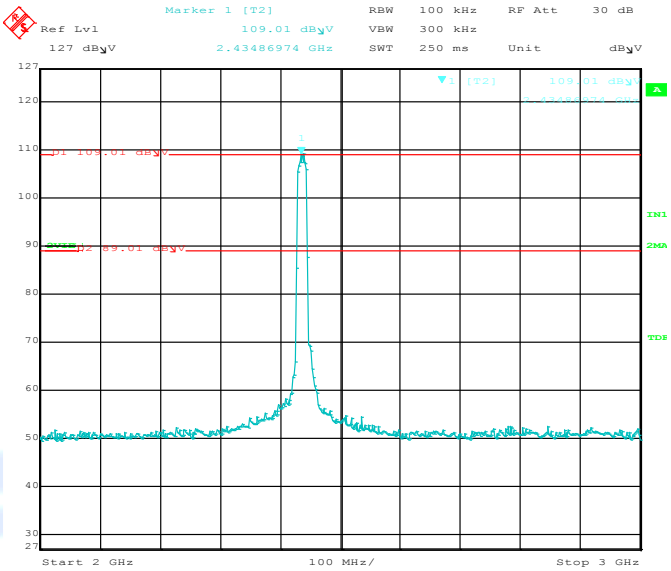

Comment A: Conducted Spurious Emissions

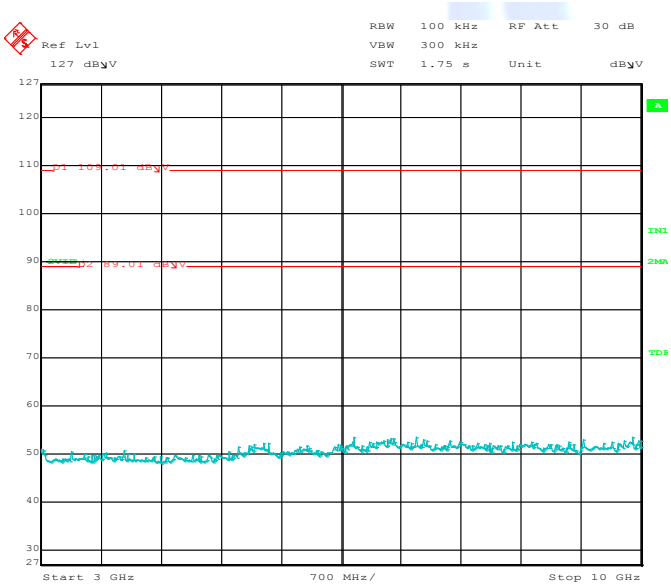

Comment A: Conducted Spurious Emissions

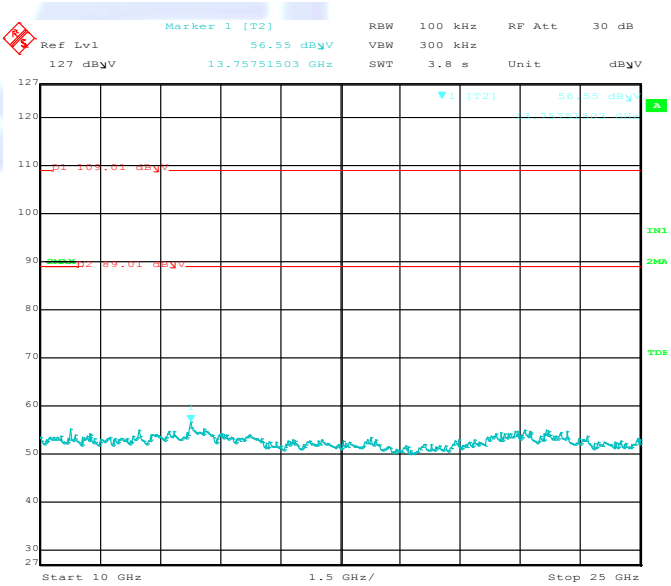

Comment A: Conducted Spurious Emissions

HARMONIC EMISSIONS IN NON-RESTRICTED FREQUENCY BANDS HIGH CHANNEL

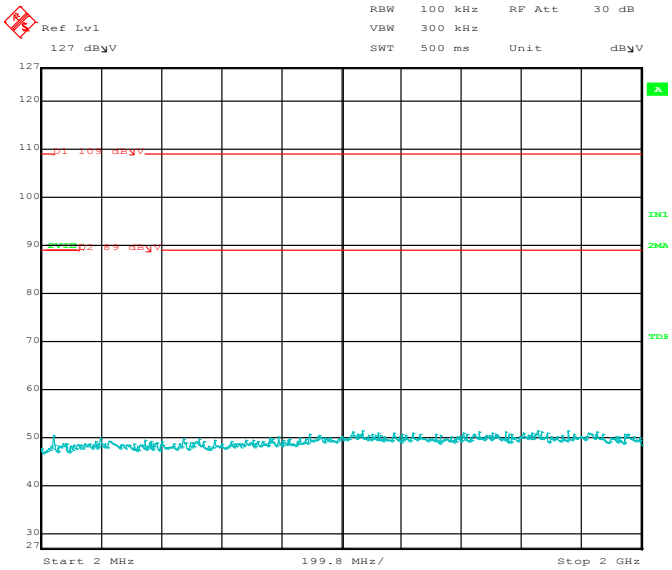

Comment A: Conducted Spurious Emissions

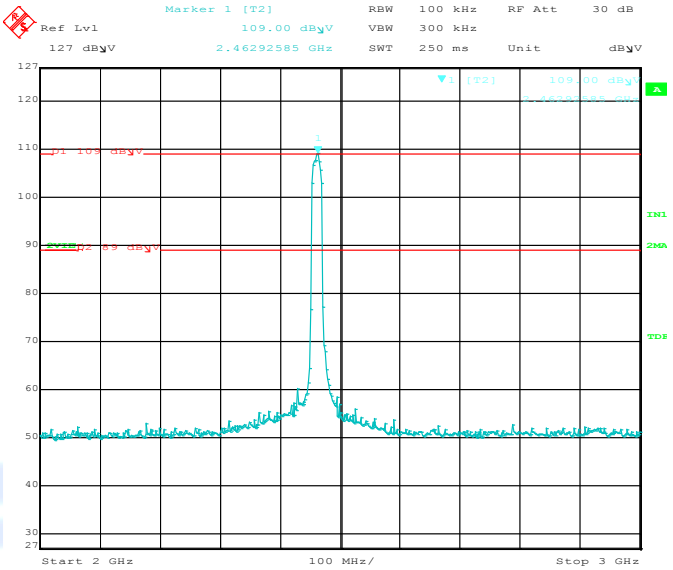

Comment A: Conducted Spurious Emissions

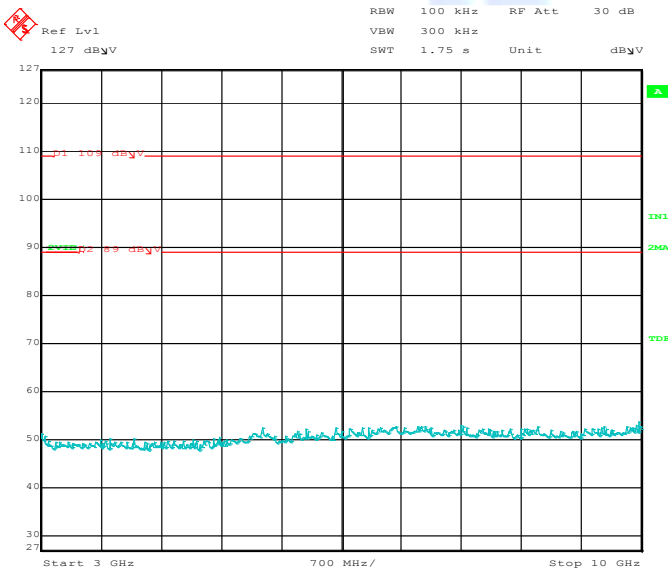

Comment A: Conducted Spurious Emissions

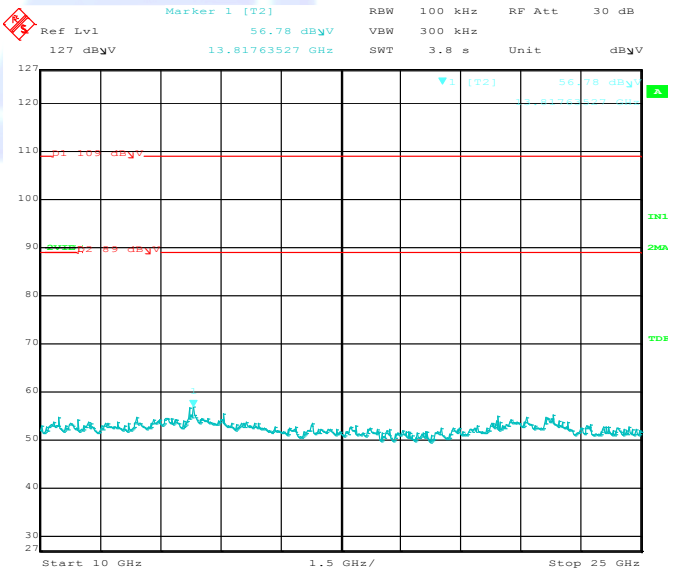

Comment A: Conducted Spurious Emissions

HARMONIC EMISSIONS IN NON-RESTRICTED FREQUENCY BANDS (IN 100KHZ BANDWIDTH) / CONDUCTED

DATA SHEETS

802.11n (20 MHz)

ANTENNA 1

HARMONIC EMISSIONS IN NON-RESTRICTED FREQUENCY BANDS

FCC 15.247

Company:	Phyn LLC	Date:	10/25/2017
EUT:	Leak Detector	Lab:	P
Model:	PHYPF001	Test ENG:	Jorge Reyes
Mode:	802.11n		
Antenna:	1		

Compatible Electronics, Inc. FAC-3 (Lab P)

Freq. (MHz)	Level (dBuV)	Limit (dBuV)	Margin (dB)	Peak / QP / Avg	Comments
1943.94	51.81	88.92	-37.11	Peak	High Channel

HARMONIC EMISSIONS IN NON-RESTRICTED FREQUENCY BANDS LOW CHANNEL

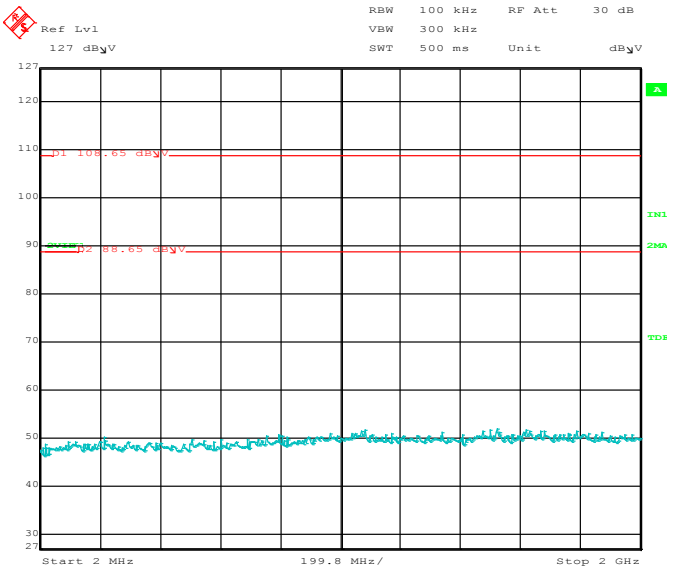

Comment A: Conducted Spurious Emissions

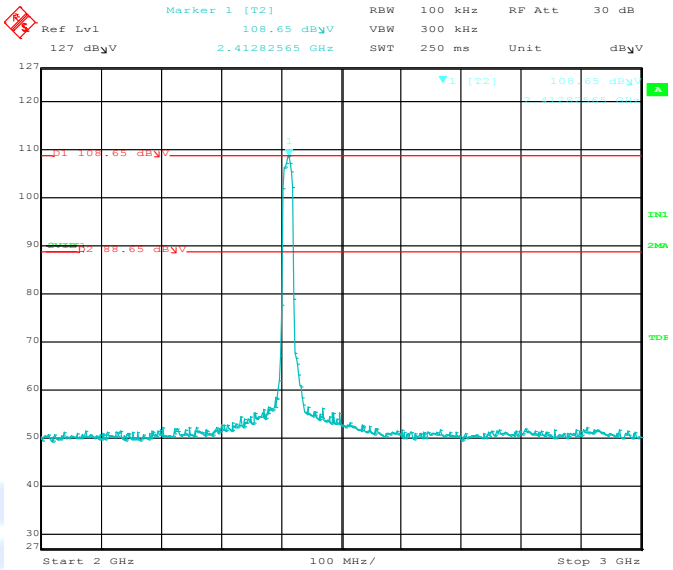

Comment A: Conducted Spurious Emissions

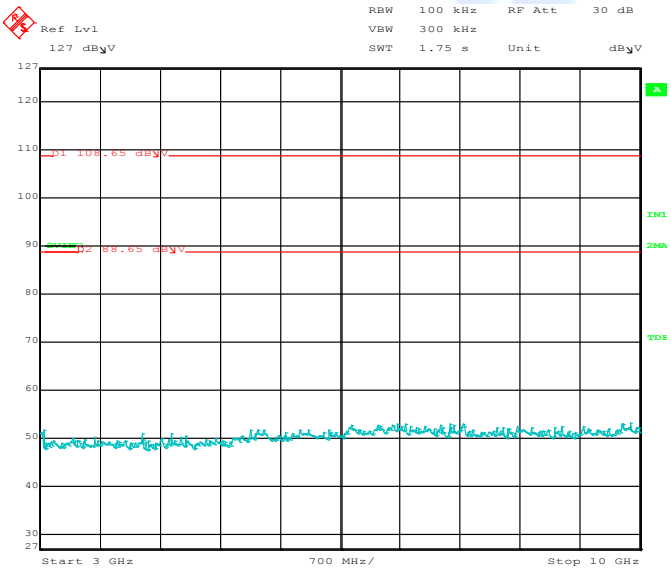

Comment A: Conducted Spurious Emissions

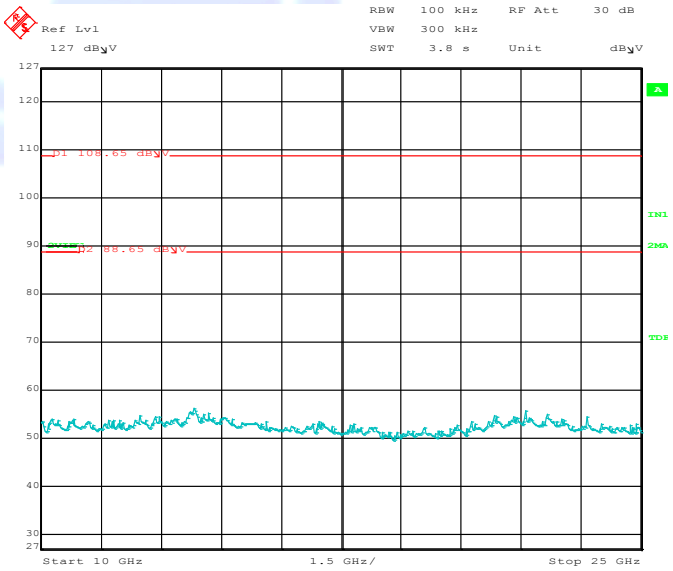

Comment A: Conducted Spurious Emissions

HARMONIC EMISSIONS IN NON-RESTRICTED FREQUENCY BANDS MID CHANNEL

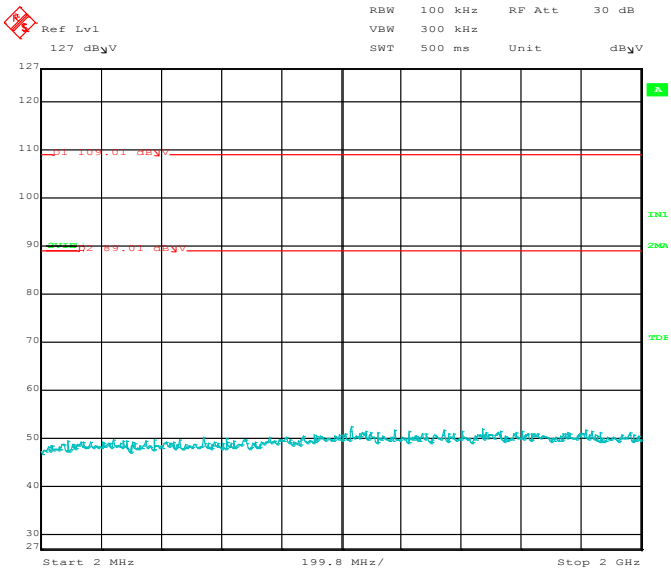

Comment A: Conducted Spurious Emissions

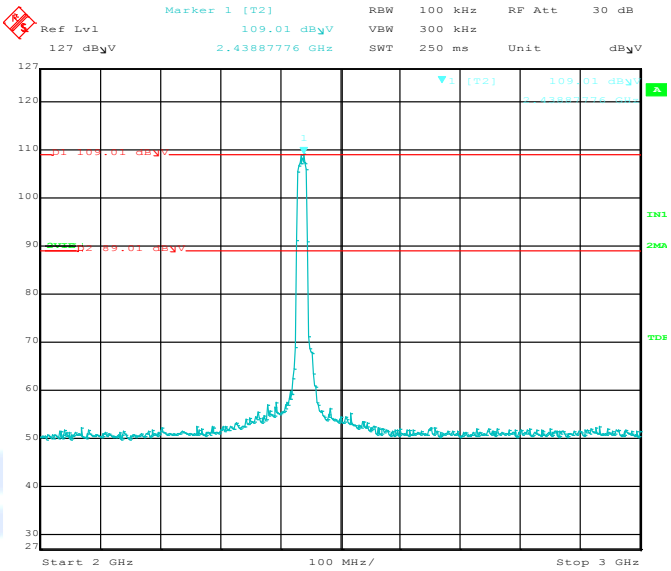

Comment A: Conducted Spurious Emissions

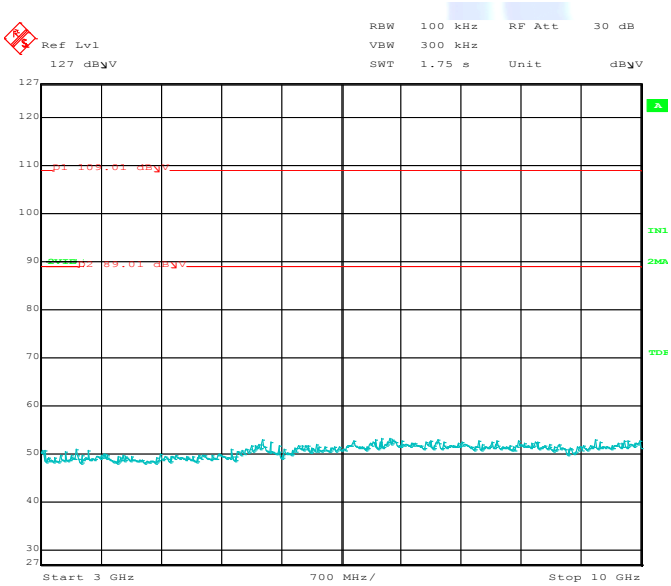

Comment A: Conducted Spurious Emissions

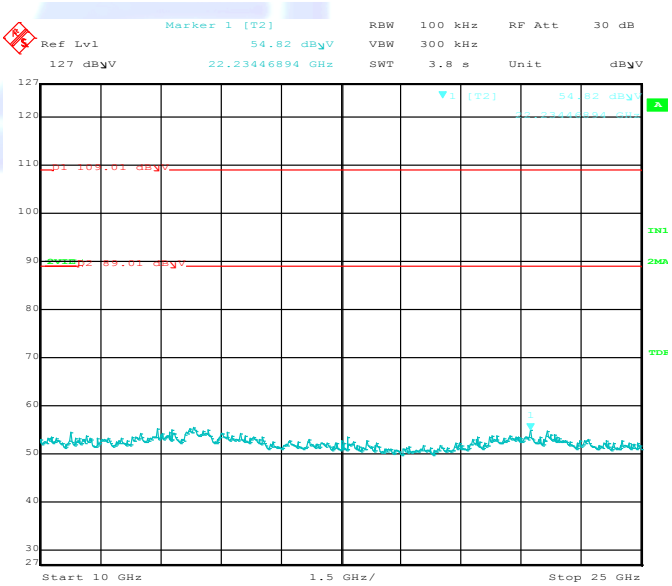

Comment A: Conducted Spurious Emissions

HARMONIC EMISSIONS IN NON-RESTRICTED FREQUENCY BANDS HIGH CHANNEL

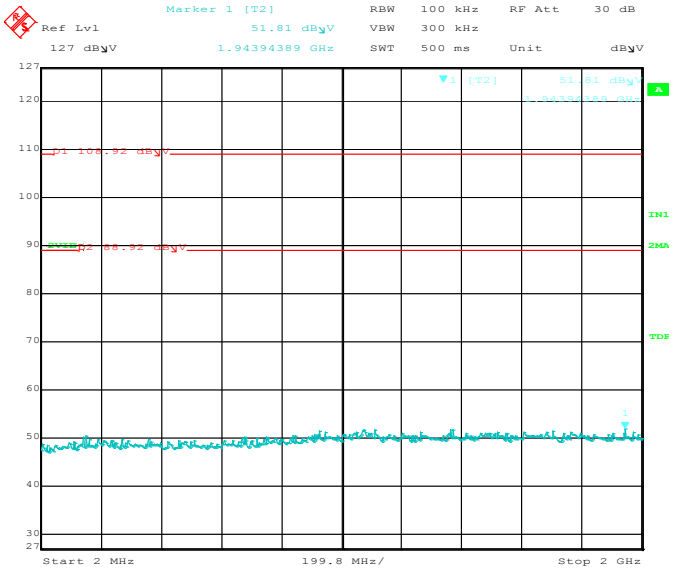

Comment A: Conducted Spurious Emissions

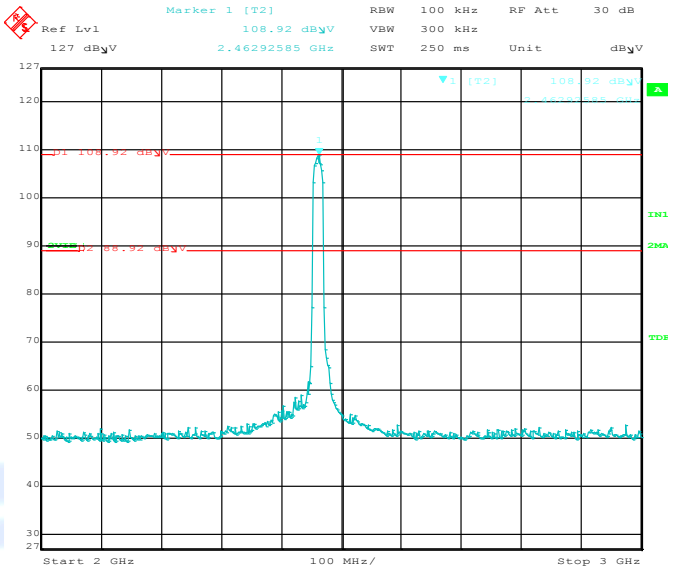

Comment A: Conducted Spurious Emissions

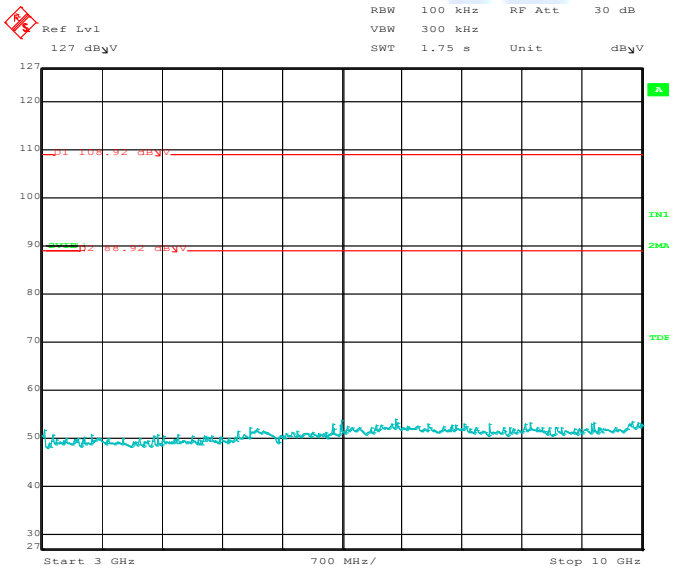

Comment A: Conducted Spurious Emissions

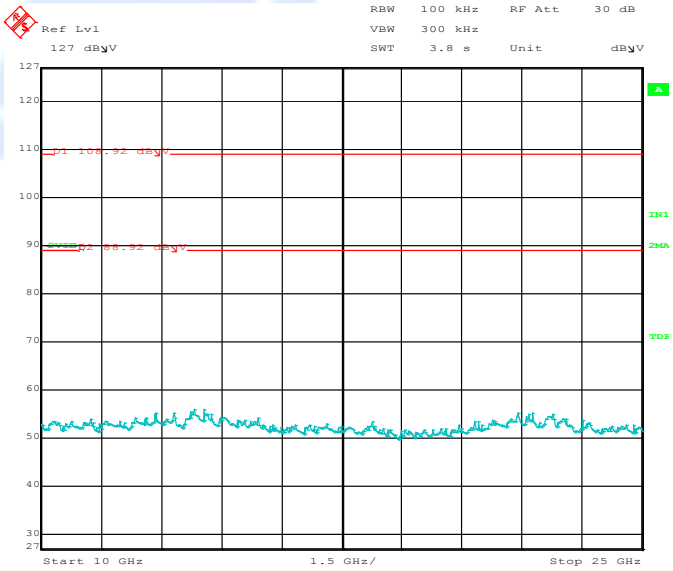

Comment A: Conducted Spurious Emissions

HARMONIC EMISSIONS IN NON-RESTRICTED FREQUENCY BANDS (IN 100KHZ BANDWIDTH) / CONDUCTED

DATA SHEETS

802.11n (20 MHz)

ANTENNA 2

HARMONIC EMISSIONS IN NON-RESTRICTED FREQUENCY BANDS

FCC 15.247

Company:	Phyn LLC	Date:	10/25/2017
EUT:	Leak Detector	Lab:	P
Model:	PHYPF001	Test ENG:	Jorge Reyes
Mode:	802.11n		
Antenna:	2		

Compatible Electronics, Inc. FAC-3 (Lab P)

Freq. (MHz)	Level (dBuV)	Limit (dBuV)	Margin (dB)	Peak / QP / Avg	Comments
13877.76	56.56	88.73	-32.17	Peak	Low Channel
7124.25	54.06	89.04	-34.98	Peak	Mid Channel

HARMONIC EMISSIONS IN NON-RESTRICTED FREQUENCY BANDS LOW CHANNEL

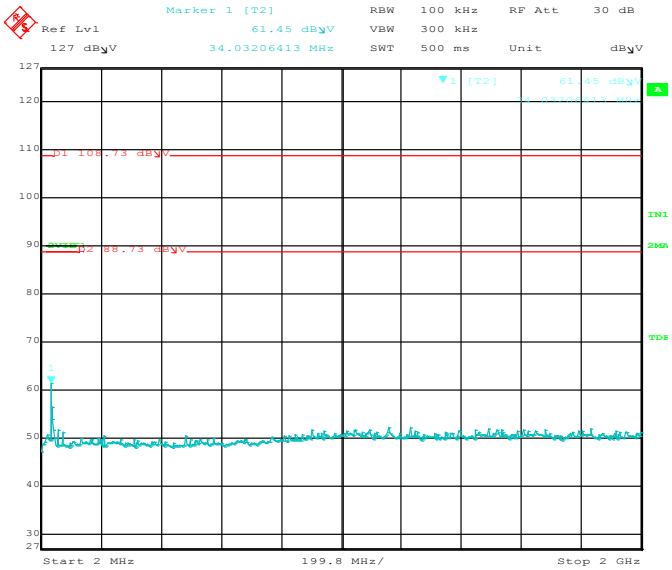

Comment A: Conducted Spurious Emissions

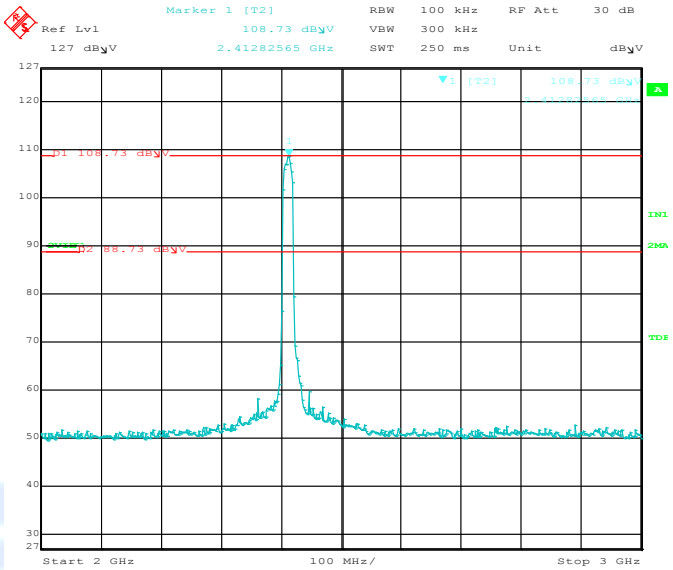

Comment A: Conducted Spurious Emissions

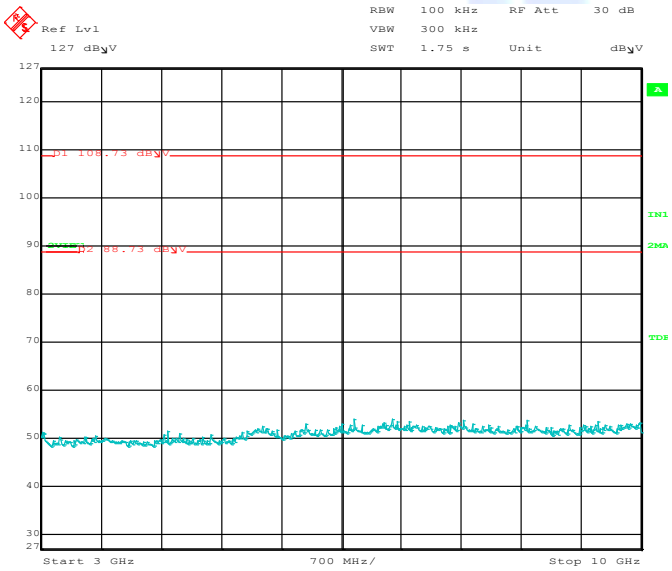

Comment A: Conducted Spurious Emissions

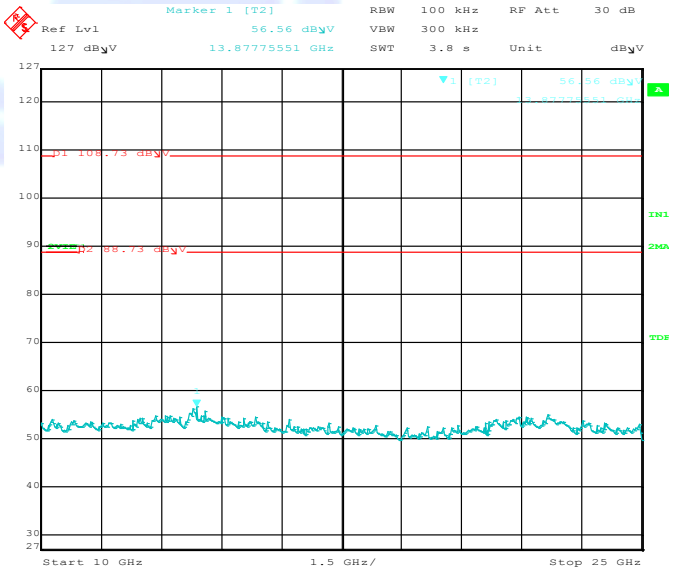

Comment A: Conducted Spurious Emissions

HARMONIC EMISSIONS IN NON-RESTRICTED FREQUENCY BANDS MID CHANNEL

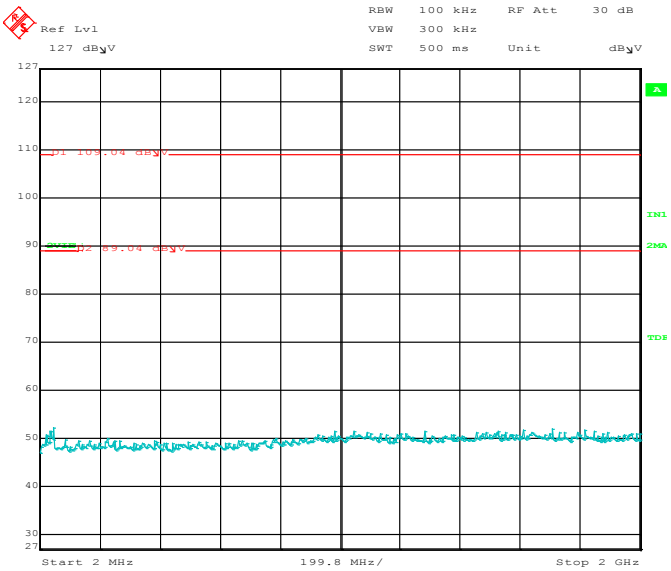

Comment A: Conducted Spurious Emissions

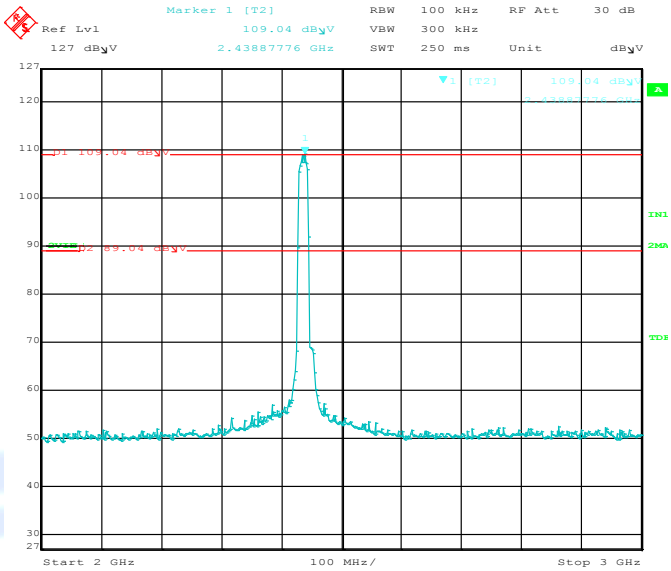

Comment A: Conducted Spurious Emissions

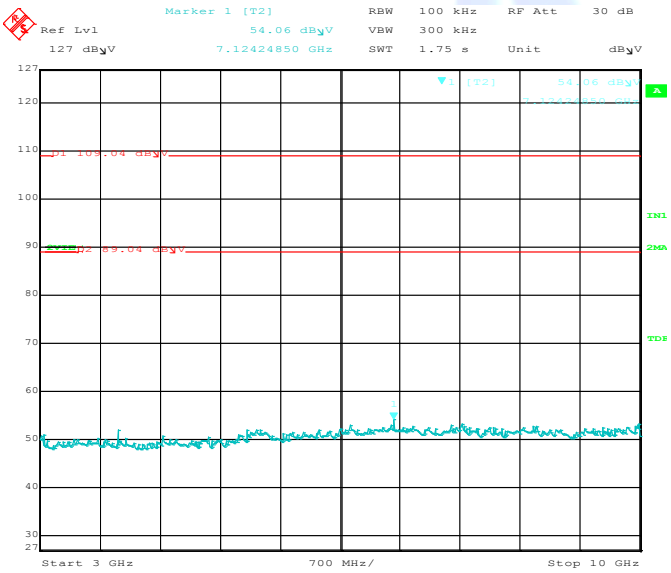

Comment A: Conducted Spurious Emissions

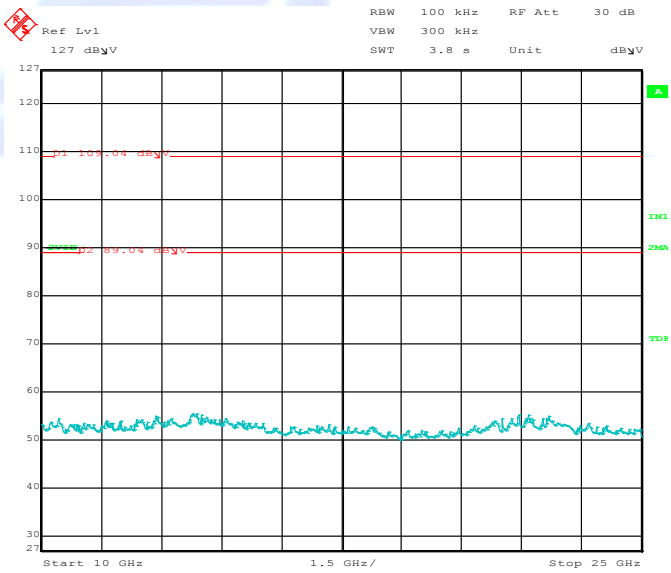

Comment A: Conducted Spurious Emissions

HARMONIC EMISSIONS IN NON-RESTRICTED FREQUENCY BANDS HIGH CHANNEL

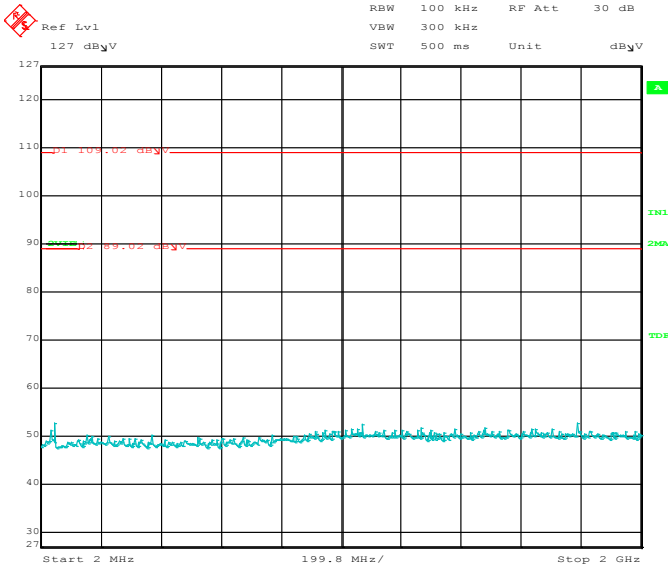

Comment A: Conducted Spurious Emissions

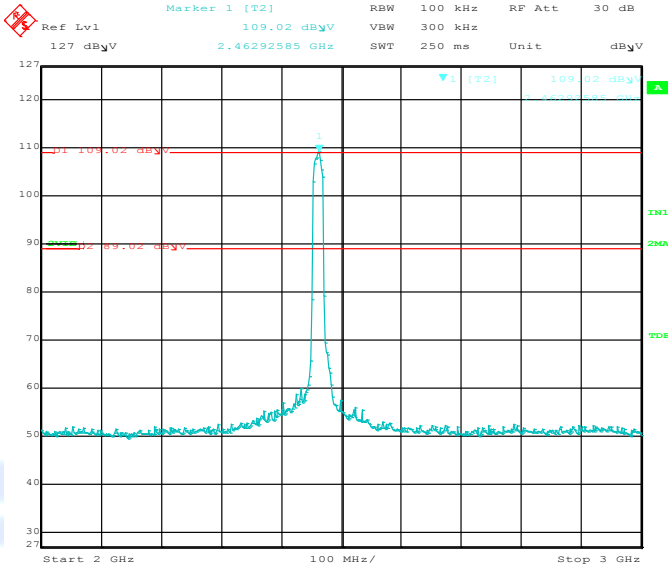

Comment A: Conducted Spurious Emissions

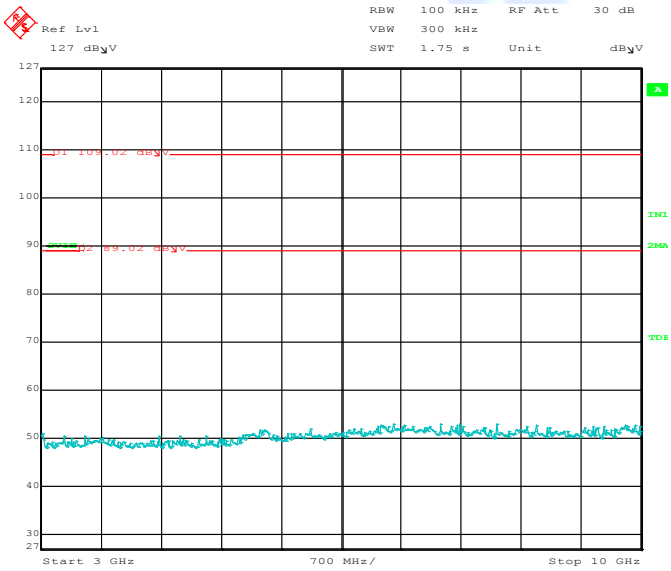

Comment A: Conducted Spurious Emissions

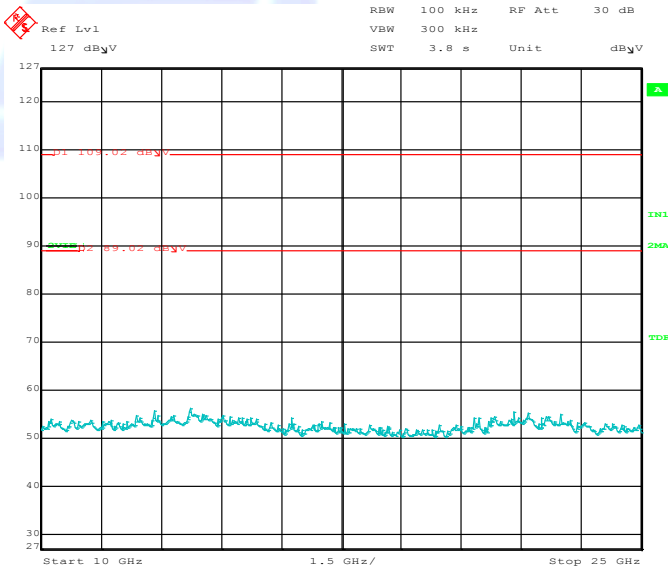

Comment A: Conducted Spurious Emissions

HARMONIC EMISSIONS IN NON-RESTRICTED FREQUENCY BANDS (IN 100KHZ BANDWIDTH) / CONDUCTED

DATA SHEETS

802.11n (40 MHz)

ANTENNA 1

HARMONIC EMISSIONS IN NON-RESTRICTED FREQUENCY BANDS

FCC 15.247

Company:	Phyn LLC	Date:	10/25/2017
EUT:	Leak Detector	Lab:	P
Model:	PHYPF001	Test ENG:	Jorge Reyes
Mode:	802.11n		
Antenna:	1		

Compatible Electronics, Inc. FAC-3 (Lab P)

Freq. (MHz)	Level (dBuV)	Limit (dBuV)	Margin (dB)	Peak / QP / Avg	Comments
13727.45	56.02	86.26	-30.24	Peak	Low Channel

HARMONIC EMISSIONS IN NON-RESTRICTED FREQUENCY BANDS LOW CHANNEL

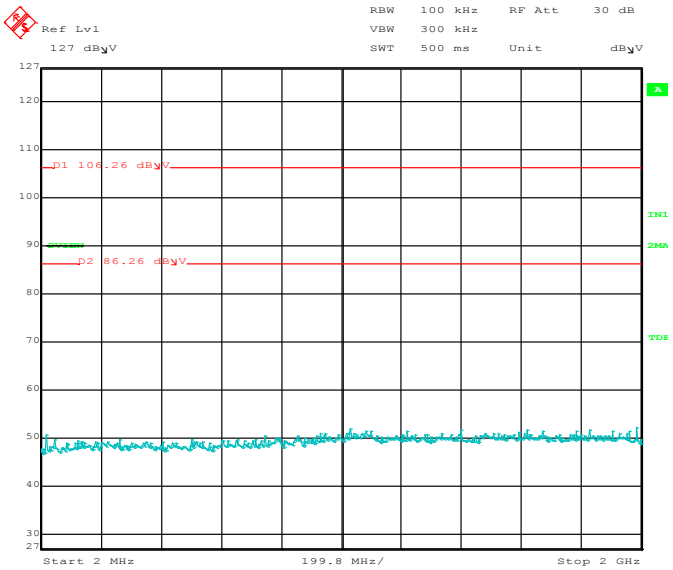

Comment A: Conducted Spurious Emissions

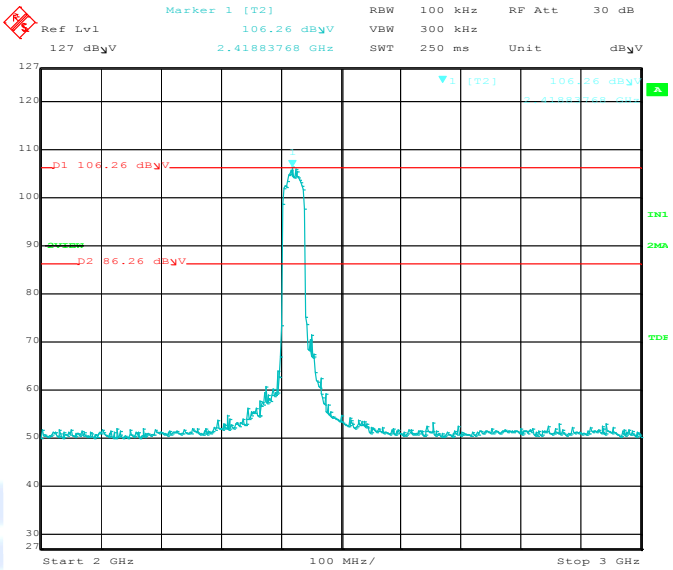

Comment A: Conducted Spurious Emissions

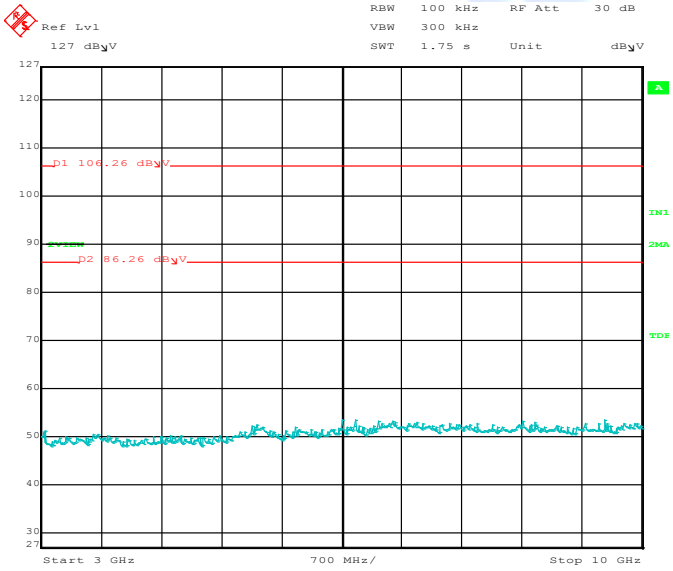

Comment A: Conducted Spurious Emissions

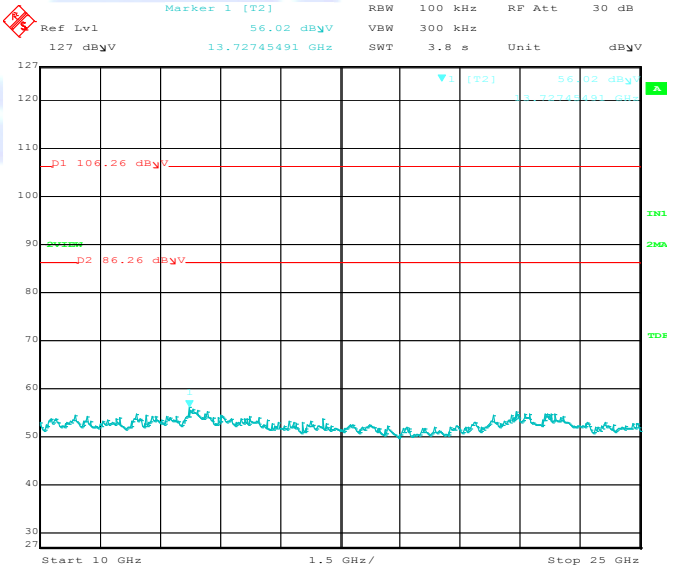

Comment A: Conducted Spurious Emissions

HARMONIC EMISSIONS IN NON-RESTRICTED FREQUENCY BANDS MID CHANNEL

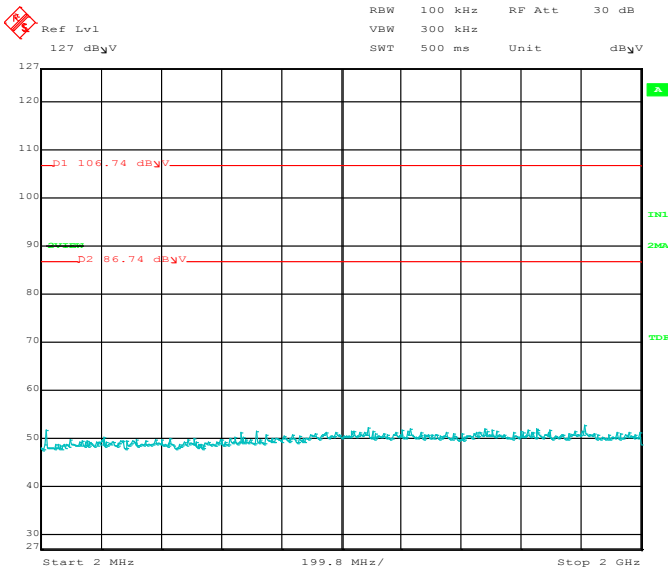

Comment A: Conducted Spurious Emissions

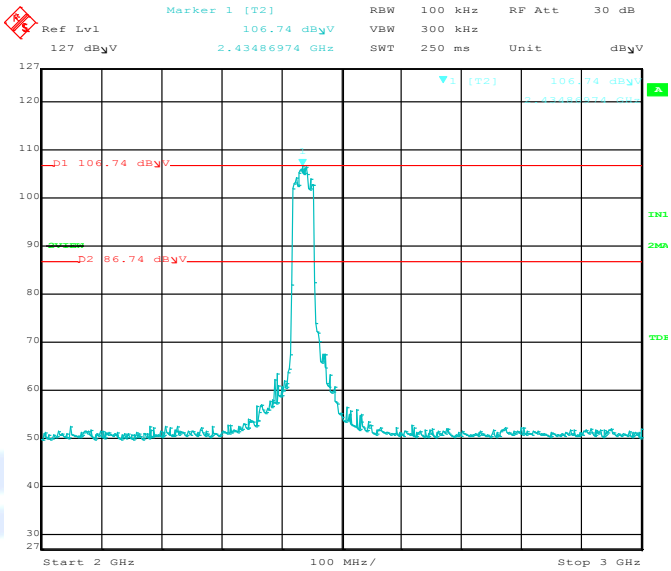

Comment A: Conducted Spurious Emissions

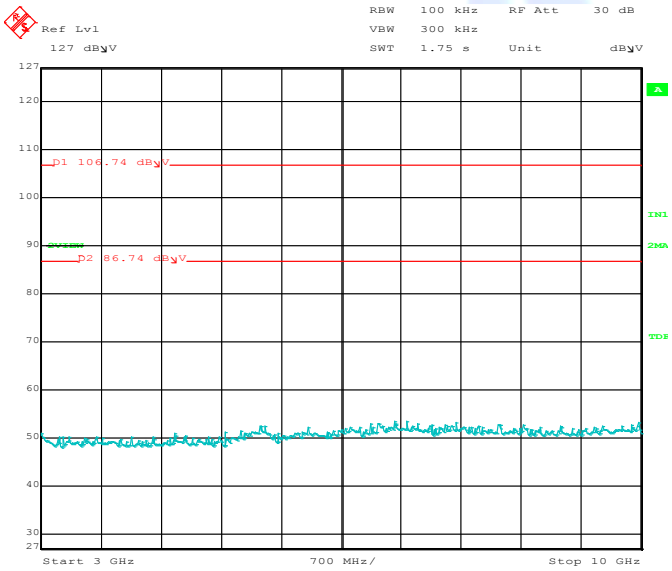

Comment A: Conducted Spurious Emissions

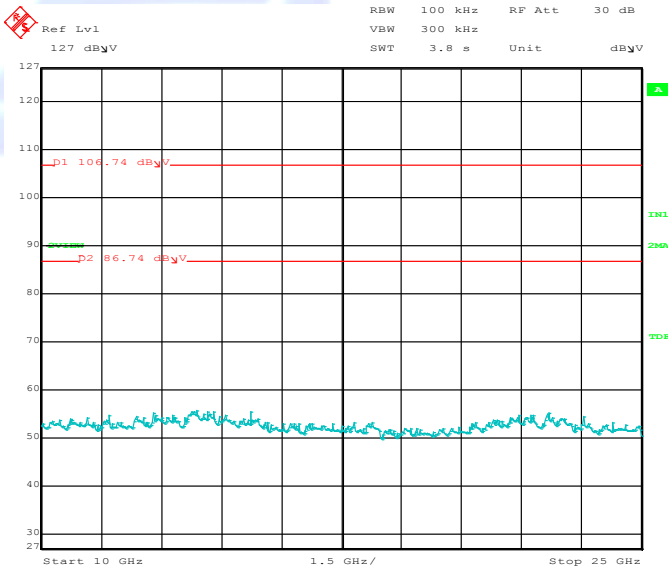

Comment A: Conducted Spurious Emissions

HARMONIC EMISSIONS IN NON-RESTRICTED FREQUENCY BANDS HIGH CHANNEL

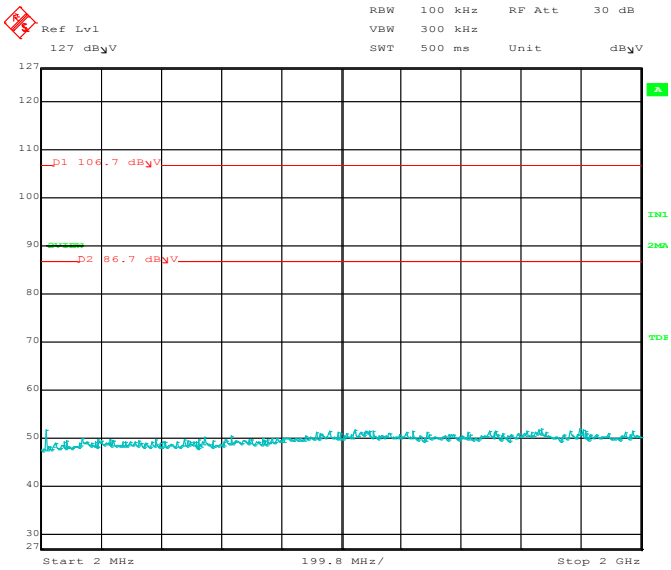

Comment A: Conducted Spurious Emissions

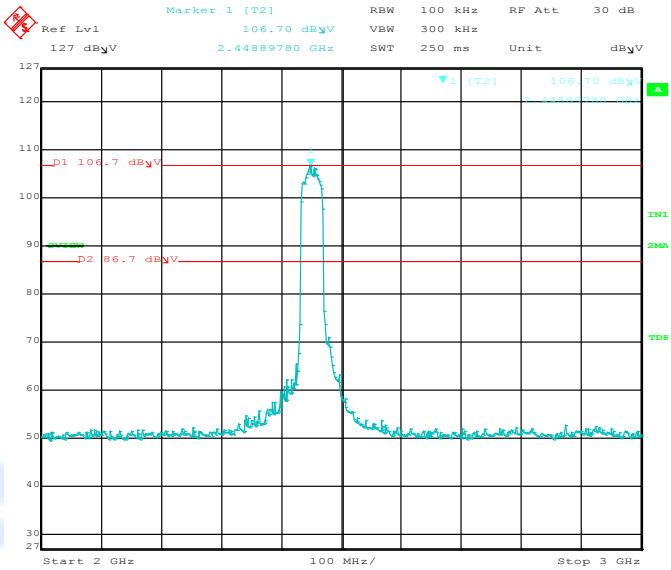

Comment A: Conducted Spurious Emissions

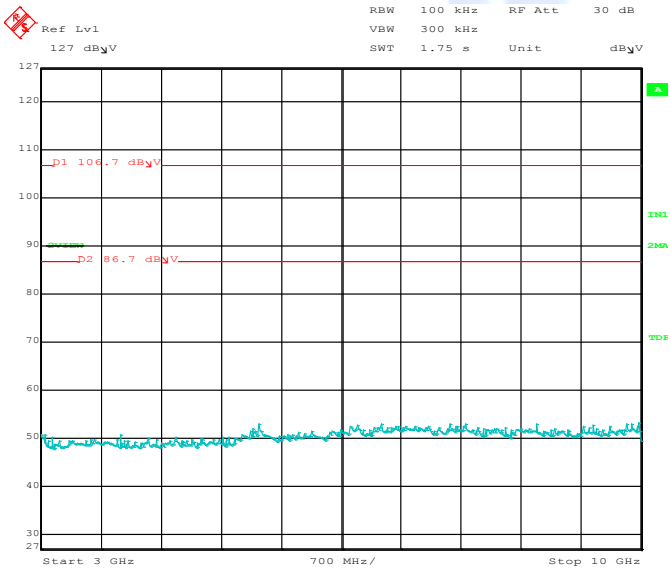

Comment A: Conducted Spurious Emissions

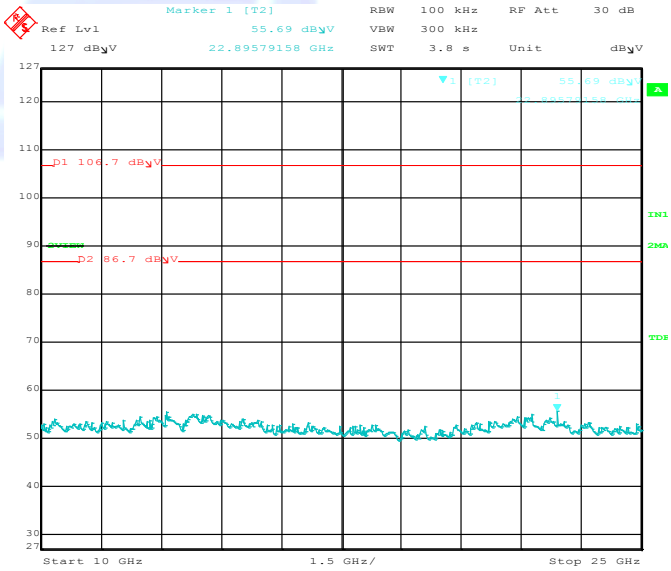

Comment A: Conducted Spurious Emissions

HARMONIC EMISSIONS IN NON-RESTRICTED FREQUENCY BANDS (IN 100KHZ BANDWIDTH) / CONDUCTED

DATA SHEETS

802.11n (40 MHz)

ANTENNA 2

HARMONIC EMISSIONS IN NON-RESTRICTED FREQUENCY BANDS

FCC 15.247

Company:	Phyn LLC	Date:	10/25/2017
EUT:	Leak Detector	Lab:	P
Model:	PHYPF001	Test ENG:	Jorge Reyes
Mode:	802.11n		
Antenna:	2		

Compatible Electronics, Inc. FAC-3 (Lab P)

Freq. (MHz)	Level (dBuV)	Limit (dBuV)	Margin (dB)	Peak / QP / Avg	Comments
13787.58	55.81	86.35	-30.54	Peak	Low Channel
7054.11	54.34	86.76	-32.42	Peak	Mid Channel
13787.58	55.77	86.78	-31.01	Peak	High Channel

HARMONIC EMISSIONS IN NON-RESTRICTED FREQUENCY BANDS LOW CHANNEL

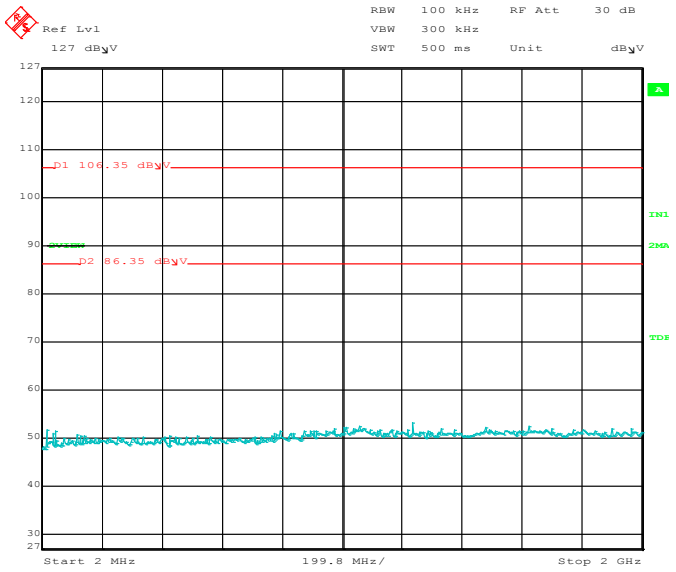

Comment A: Conducted Spurious Emissions

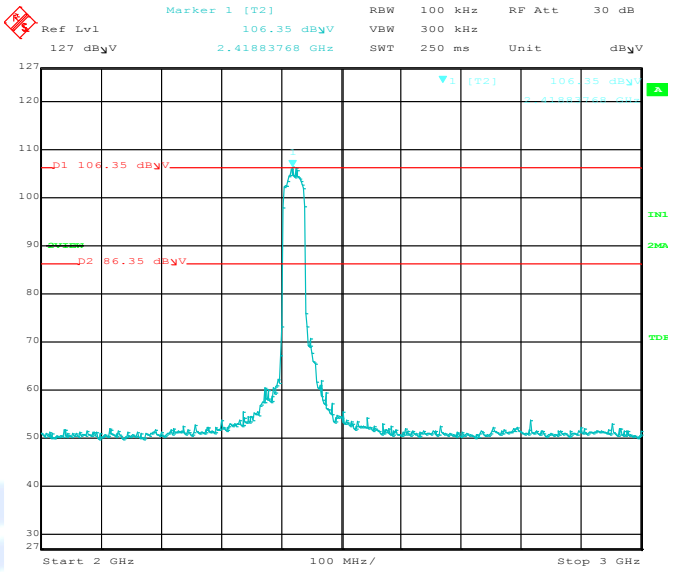

Comment A: Conducted Spurious Emissions

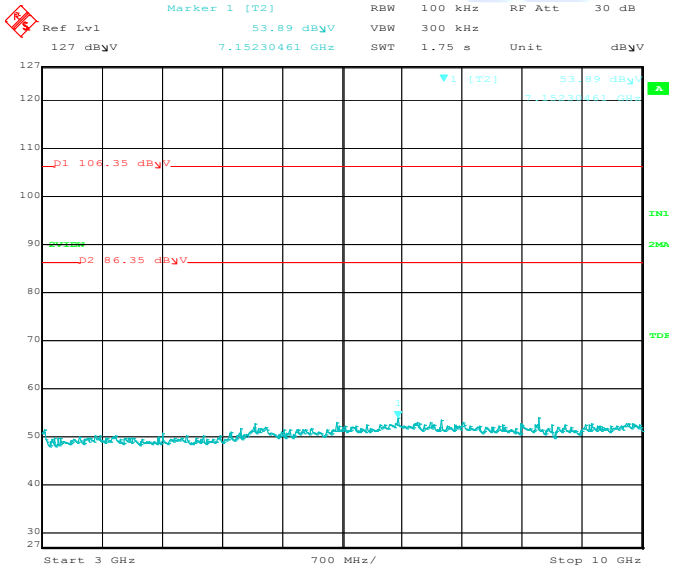

Comment A: Conducted Spurious Emissions

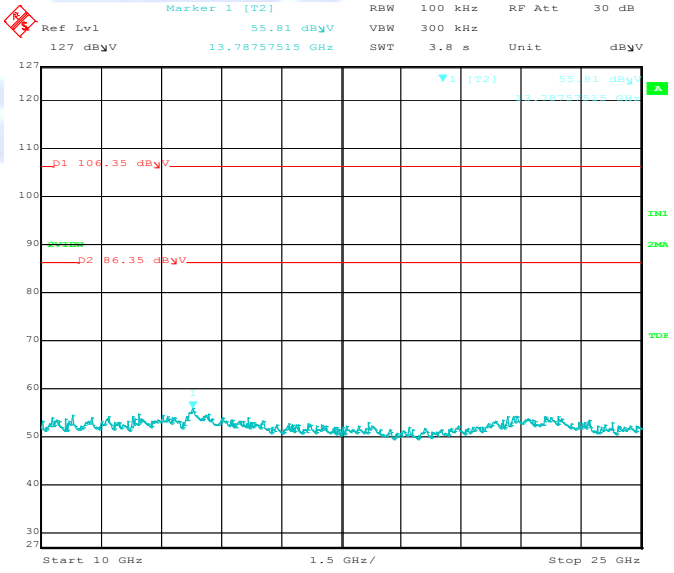

Comment A: Conducted Spurious Emissions

HARMONIC EMISSIONS IN NON-RESTRICTED FREQUENCY BANDS MID CHANNEL

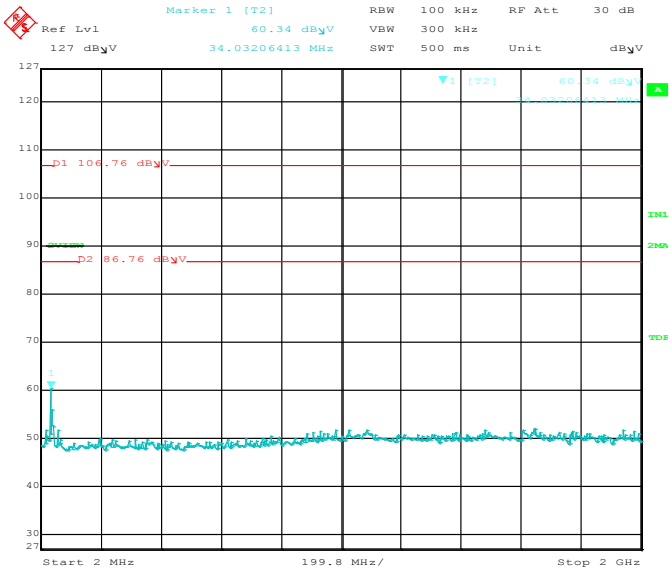

Comment A: Conducted Spurious Emissions

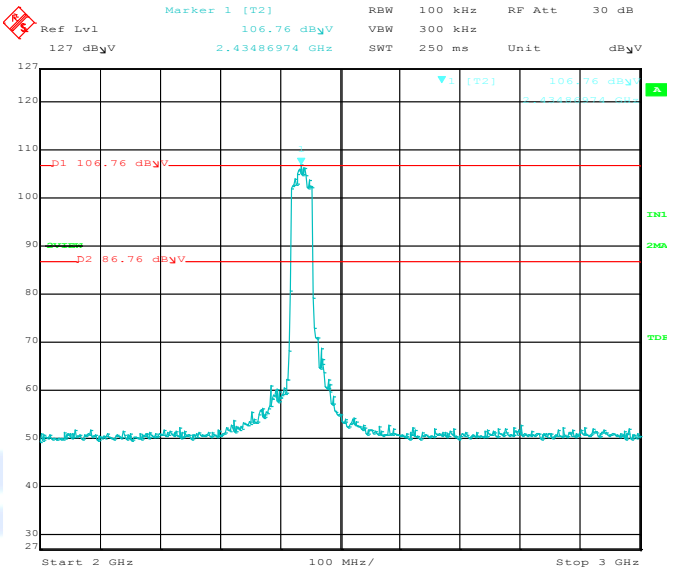

Comment A: Conducted Spurious Emissions

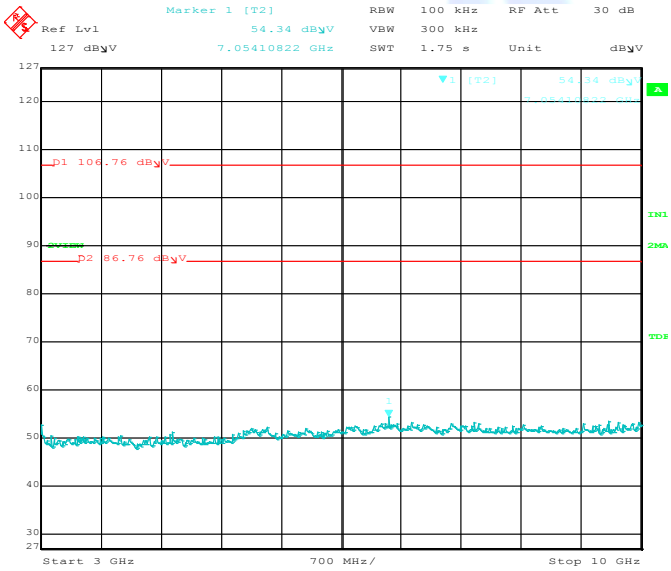

Comment A: Conducted Spurious Emissions

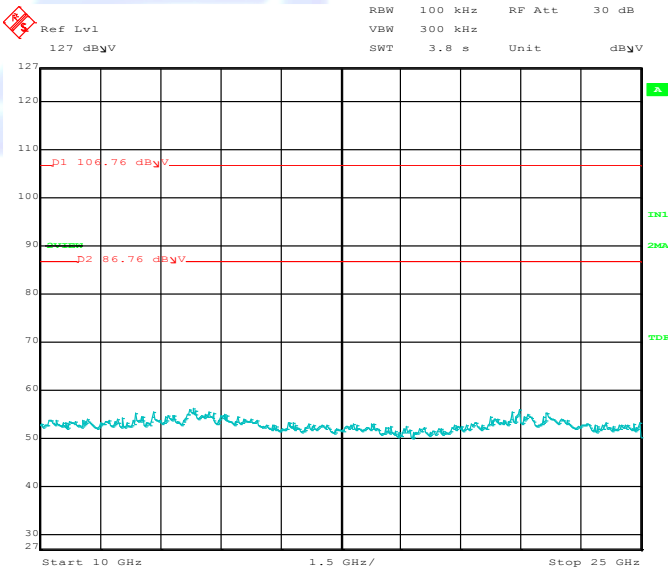

Comment A: Conducted Spurious Emissions

HARMONIC EMISSIONS IN NON-RESTRICTED FREQUENCY BANDS HIGH CHANNEL

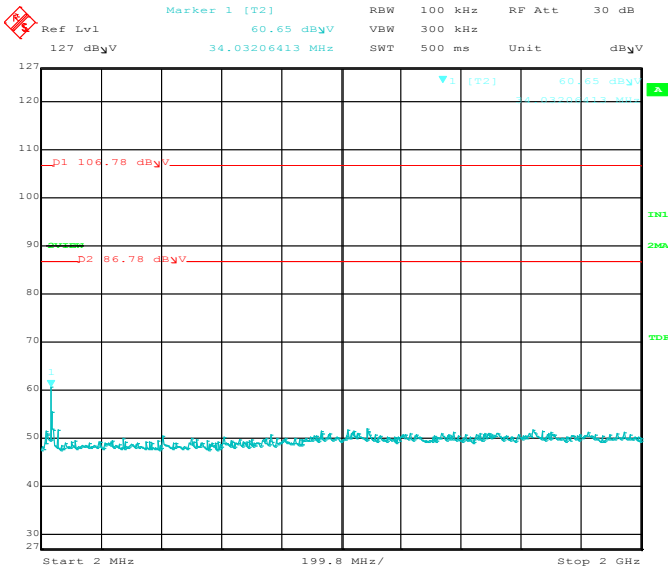

Comment A: Conducted Spurious Emissions

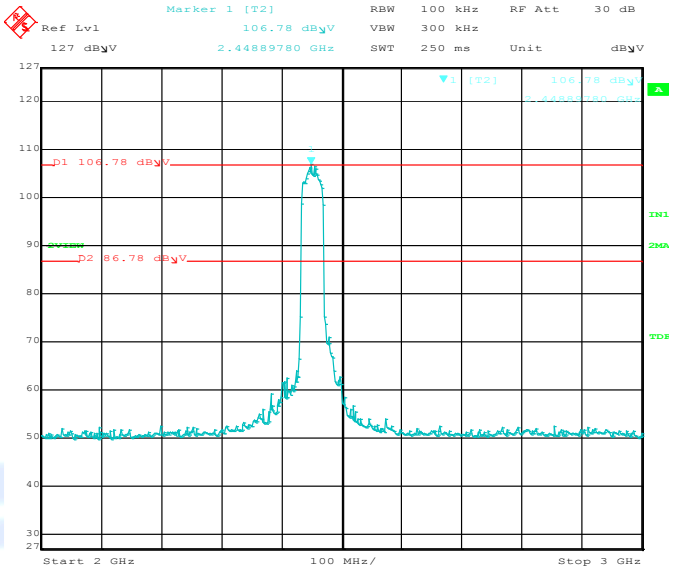

Comment A: Conducted Spurious Emissions

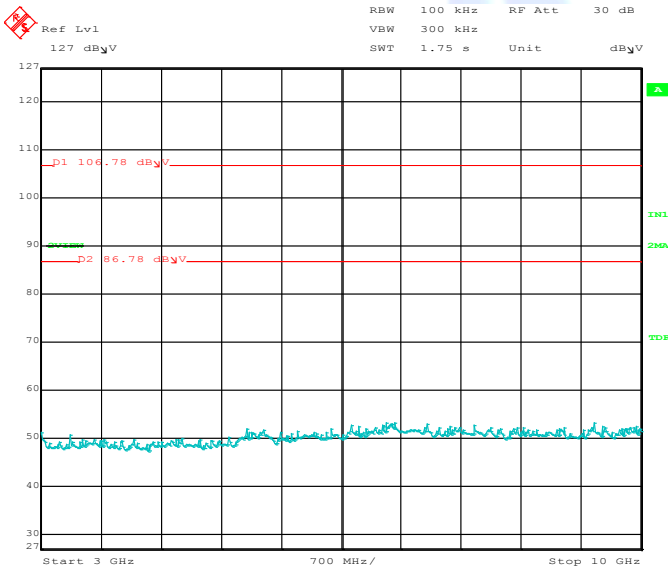

Comment A: Conducted Spurious Emissions

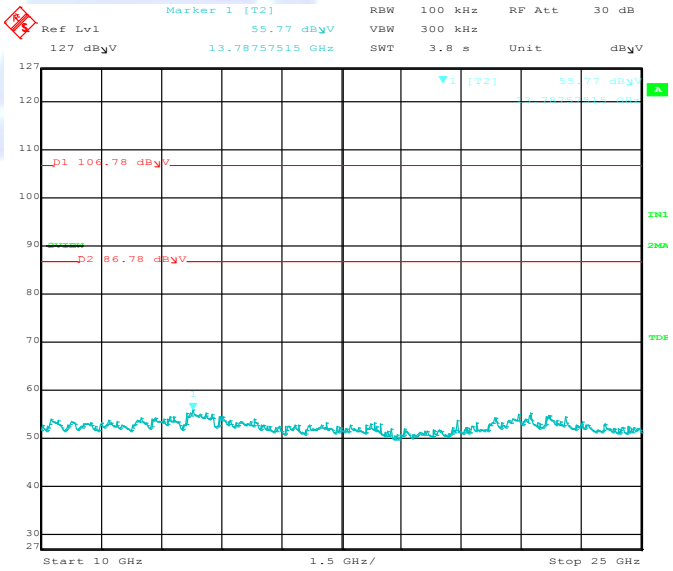

Comment A: Conducted Spurious Emissions

EMISSIONS IN RESTRICTED FREQUENCY BANDS (RADIATED FIELD STRENGTH)

DATA SHEETS

802.11b

ANTENNA 1

HARMONIC EMISSIONS IN RESTRICTED FREQUENCY BANDS
Low Channel, Horizontal

FCC 15.247

Company: Phyn LLC
EUT: Leak Detector
Model: PHYPF001
Antenna: 1

Date: 10/13/2017
Lab: P
Test ENG: J. Reyes

Compatible Electronics, Inc. FAC-3 (Lab P)

Freq. (MHz)	Level (dBuV/m)	Pol (v/h)	Limit (dBuV/m)	Margin (dB)	Peak / QP / Avg	Ant. Height (m)	Table Angle (deg)	Comments
4824.00	48.27	H	73.98	-25.71	Peak	1.35	198	**In Restricted Band**
4824.00	36.63	H	53.98	-17.35	Avg	1.35	198	

Test distance
3 meter

These are the only harmonic emissions found on this channel, mode and antenna.

HARMONIC EMISSIONS IN RESTRICTED FREQUENCY BANDS
Low Channel, Vertical

FCC 15.247

Company:	Phyn LLC	Date:	10/13/2017
EUT:	Leak Detector	Lab:	P
Model:	PHYPF001	Test ENG:	J.Reyes
Antenna:	1		

Compatible Electronics, Inc. FAC-3 (Lab P)

Freq. (MHz)	Level (dBuV/m)	Pol (v/h)	Limit (dBuV/m)	Margin (dB)	Peak / QP / Avg	Ant. Height (m)	Table Angle (deg)	Comments
4824.00	46.60	V	73.98	-27.38	Peak	1.00	29	**In Restricted Band**
4824.00	33.93	V	53.98	-20.05	Avg	1.00	29	

Test distance
3 meter

These are the only harmonic emissions found on this channel, mode and antenna.

HARMONIC EMISSIONS IN RESTRICTED FREQUENCY BANDS

Mid Channel, Horizontal

FCC 15.247

Company: Phyn LLC
EUT: Leak Detector
Model: PHYPF001
Antenna: 1

Date: 10/13/2017
Lab: P
Test ENG: J. Reyes

Compatible Electronics, Inc. FAC-3 (Lab P)

Freq. (MHz)	Level (dBuV/m)	Pol (v/h)	Limit (dBuV/m)	Margin (dB)	Peak / QP / Avg	Ant. Height (m)	Table Angle (deg)	Comments
4874.00	48.00	H	73.98	-25.98	Peak	1.64	186	**In Restricted Band**
4874.00	35.91	H	53.98	-18.07	Avg	1.64	186	

Test distance
3 meter

These are the only harmonic emissions found on this channel, mode and antenna.

HARMONIC EMISSIONS IN RESTRICTED FREQUENCY BANDS
Mid Channel, Vertical

FCC 15.247

Company: Phyn LLC
EUT: Leak Detector
Model: PHYPF001
Antenna: 1

Date: 10/13/2017
Lab: P
Test ENG: J.Reyes

Compatible Electronics, Inc. FAC-3 (Lab P)

Freq. (MHz)	Level (dBuV/m)	Pol (v/h)	Limit (dBuV/m)	Margin (dB)	Peak / QP / Avg	Ant. Height (m)	Table Angle (deg)	Comments
4874.00	40.32	V	73.98	-33.66	Peak	1.65	191	**In Restricted Band**
4874.00	28.37	V	53.98	-25.61	Avg	1.65	191	

Test distance
3 meter

These are the only harmonic emissions found on this channel, mode and antenna.

HARMONIC EMISSIONS IN RESTRICTED FREQUENCY BANDS

High Channel, Horizontal

FCC 15.247

Company:	Phyn LLC	Date:	10/13/2017
EUT:	Leak Detector	Lab:	P
Model:	PHYPF001	Test ENG:	J.Reyes
Antenna:	1		

Compatible Electronics, Inc. FAC-3 (Lab P)

Freq. (MHz)	Level (dBuV/m)	Pol (v/h)	Limit (dBuV/m	Margin (dB)	Peak / QP / Avg	Ant. Height (m)	Table Angle (deg)	Comments
4924.00	43.44	H	73.98	-30.54	Peak	1.22	175	**In Restricted Band**
4924.00	31.53	H	53.98	-22.45	Avg	1.22	175	

Test distance
3 meter

These are the only harmonic emissions found on this channel, mode and antenna.

HARMONIC EMISSIONS IN RESTRICTED FREQUENCY BANDS
High Channel, Vertical

FCC 15.247

Company: Phyn LLC
EUT: Leak Detector
Model: PHYPF001
Antenna: 1

Date: 10/13/2017
Lab: P
Test ENG: J.Reyes

Compatible Electronics, Inc. FAC-3 (Lab P)

Freq. (MHz)	Level (dBuV/m)	Pol (v/h)	Limit (dBuV/m	Margin (dB)	Peak / QP / Avg	Ant. Height (m)	Table Angle (deg)	Comments
4924.00	39.84	V	73.98	-34.14	Peak	2.49	216	**In Restricted Band**
4924.00	27.36	V	53.98	-26.62	Avg	2.49	216	

Test distance
3 meter

These are the only harmonic emissions found on this channel, mode and antenna.

EMISSIONS IN RESTRICTED FREQUENCY BANDS (RADIATED FIELD STRENGTH)

DATA SHEETS

802.11b

ANTENNA 2

HARMONIC EMISSIONS IN RESTRICTED FREQUENCY BANDS
Low Channel, Horizontal

FCC 15.247

Company: Phyn LLC
EUT: Leak Detector
Model: PHYPF001
Antenna: 2

Date: 10/13/2017
Lab: P
Test ENG: J. Reyes

Compatible Electronics, Inc. FAC-3 (Lab P)

Freq. (MHz)	Level (dBuV/m)	Pol (v/h)	Limit (dBuV/m)	Margin (dB)	Peak / QP / Avg	Ant. Height (m)	Table Angle (deg)	Comments
4824.00	48.27	H	73.98	-25.71	Peak	1.30	227	**In Restricted Band**
4824.00	36.41	H	53.98	-17.57	Avg	1.30	227	

Test distance
3 meter

These are the only harmonic emissions found on this channel, mode and antenna.

HARMONIC EMISSIONS IN RESTRICTED FREQUENCY BANDS
Low Channel, Vertical

FCC 15.247

Company: Phyn LLC
EUT: Leak Detector
Model: PHYPF001
Antenna: 2

Date: 10/13/2017
Lab: P
Test ENG: J. Reyes

Compatible Electronics, Inc. FAC-3 (Lab P)

Freq. (MHz)	Level (dBuV/m)	Pol (v/h)	Limit (dBuV/m)	Margin (dB)	Peak / QP / Avg	Ant. Height (m)	Table Angle (deg)	Comments
4824.00	41.89	V	73.98	-32.09	Peak	2.73	0	**In Restricted Band**
4824.00	28.95	V	53.98	-25.03	Avg	2.73	0	

Test distance
3 meter

These are the only harmonic emissions found on this channel, mode and antenna.

HARMONIC EMISSIONS IN RESTRICTED FREQUENCY BANDS

Mid Channel, Horizontal

FCC 15.247

Company:	Phyn LLC	Date:	10/16/2017
EUT:	Leak Detector	Lab:	P
Model:	PHYPF001	Test ENG:	J. Reyes
Antenna:	2		

Compatible Electronics, Inc. FAC-3 (Lab P)

Freq. (MHz)	Level (dBuV/m)	Pol (v/h)	Limit (dBuV/m)	Margin (dB)	Peak / QP / Avg	Ant. Height (m)	Table Angle (deg)	Comments
4874.00	52.02	H	73.98	-21.96	Peak	1.06	193	**In Restricted Band**
4874.00	40.75	H	53.98	-13.23	Avg	1.06	193	
7311.00	54.74	H	73.98	-19.24	Peak	1.04	179	**In Restricted Band**
7311.00	41.79	H	53.98	-12.19	Avg	1.04	179	

Test distance
3 meter

These are the only harmonic emissions found on this channel, mode and antenna.

HARMONIC EMISSIONS IN RESTRICTED FREQUENCY BANDS
Mid Channel, Vertical

FCC 15.247

Company: Phyn LLC
EUT: Leak Detector
Model: PHYPF001
Antenna: 2

Date: 10/16/2017
Lab: P
Test ENG: J. Reyes

Compatible Electronics, Inc. FAC-3 (Lab P)

Freq. (MHz)	Level (dBuV/m)	Pol (v/h)	Limit (dBuV/m)	Margin (dB)	Peak / QP / Avg	Ant. Height (m)	Table Angle (deg)	Comments
4874.00	48.12	V	73.98	-25.86	Peak	1.14	346	**In Restricted Band**
4874.00	36.33	V	53.98	-17.65	Avg	1.14	346	
7311.00	50.21	V	73.98	-23.77	Peak	1.46	178	**In Restricted Band**
7311.00	38.19	V	53.98	-15.79	Avg	1.46	178	

Test distance
3 meter

These are the only harmonic emissions found on this channel, mode and antenna.

HARMONIC EMISSIONS IN RESTRICTED FREQUENCY BANDS

High Channel, Horizontal

FCC 15.247

Company: Phyn LLC
EUT: Leak Detector
Model: PHYPF001
Antenna: 2

Date: 10/16/2017
Lab: P
Test ENG: J. Reyes

Compatible Electronics, Inc. FAC-3 (Lab P)

Freq. (MHz)	Level (dBuV/m)	Pol (v/h)	Limit (dBuV/m)	Margin (dB)	Peak / QP / Avg	Ant. Height (m)	Table Angle (deg)	Comments
4924.00	53.55	H	73.98	-20.43	Peak	2.32	139	**In Restricted Band**
4924.00	42.63	H	53.98	-11.35	Avg	2.32	139	
7386.00	56.75	H	73.98	-17.23	Peak	1.09	174	**In Restricted Band**
7386.00	46.26	H	53.98	-7.72	Avg	1.09	174	

Test distance
3 meter

These are the only harmonic emissions found on this channel, mode and antenna.

HARMONIC EMISSIONS IN RESTRICTED FREQUENCY BANDS
High Channel, Vertical

FCC 15.247

Company: Phyn LLC
EUT: Leak Detector
Model: PHYPF001
Antenna: 2

Date: 10/16/2017
Lab: P
Test ENG: J. Reyes

Compatible Electronics, Inc. FAC-3 (Lab P)

Freq. (MHz)	Level (dBuV/m)	Pol (v/h)	Limit (dBuV/m)	Margin (dB)	Peak / QP / Avg	Ant. Height (m)	Table Angle (deg)	Comments
4924.00	48.48	V	73.98	-25.50	Peak	1.12	331	**In Restricted Band**
4924.00	36.04	V	53.98	-17.94	Avg	1.12	331	
7386.00	55.47	V	73.98	-18.51	Peak	1.98	177	**In Restricted Band**
7386.00	43.00	V	53.98	-10.98	Avg	1.98	177	

Test distance
3 meter

These are the only harmonic emissions found on this channel, mode and antenna.

EMISSIONS IN RESTRICTED FREQUENCY BANDS (RADIATED FIELD STRENGTH)

DATA SHEETS

802.11g

ANTENNA 1

HARMONIC EMISSIONS IN RESTRICTED FREQUENCY BANDS
Low Channel, Horizontal

FCC 15.247

Company:	Phyn LLC	Date:	10/13/2017
EUT:	Leak Detector	Lab:	P
Model:	PHYPF001	Test ENG:	J. Reyes
Antenna:	1		

Compatible Electronics, Inc. FAC-3 (Lab P)

No harmonic emissions were found on this channel, mode and antenna.

HARMONIC EMISSIONS IN RESTRICTED FREQUENCY BANDS
Low Channel, Vertical

FCC 15.247

Company:	Phyn LLC	Date:	10/13/2017
EUT:	Leak Detector	Lab:	P
Model:	PHYPF001	Test ENG:	J. Reyes
Antenna:	1		

Compatible Electronics, Inc. FAC-3 (Lab P)

No harmonic emissions were found on this channel, mode and antenna.

HARMONIC EMISSIONS IN RESTRICTED FREQUENCY BANDS

Mid Channel, Horizontal

FCC 15.247

Company:	Phyn LLC	Date:	10/13/2017
EUT:	Leak Detector	Lab:	P
Model:	PHYPF001	Test ENG:	J. Reyes
Antenna:	1		

Compatible Electronics, Inc. FAC-3 (Lab P)

No harmonic emissions were found on this channel, mode and antenna.

HARMONIC EMISSIONS IN RESTRICTED FREQUENCY BANDS
Mid Channel, Vertical

FCC 15.247

Company:	Phyn LLC	Date:	10/13/2017
EUT:	Leak Detector	Lab:	P
Model:	PHYPF001	Test ENG:	J. Reyes
Antenna:	1		

Compatible Electronics, Inc. FAC-3 (Lab P)

No harmonic emissions were found on this channel, mode and antenna.

HARMONIC EMISSIONS IN RESTRICTED FREQUENCY BANDS

High Channel, Horizontal

FCC 15.247

Company:	Phyn LLC	Date:	10/13/2017
EUT:	Leak Detector	Lab:	P
Model:	PHYPF001	Test ENG:	J. Reyes
Antenna:	1		

Compatible Electronics, Inc. FAC-3 (Lab P)

No harmonic emissions were found on this channel, mode and antenna.

HARMONIC EMISSIONS IN RESTRICTED FREQUENCY BANDS
High Channel, Vertical

FCC 15.247

Company:	Phyn LLC	Date:	10/13/2017
EUT:	Leak Detector	Lab:	P
Model:	PHYPF001	Test ENG:	J. Reyes
Antenna:	1		

Compatible Electronics, Inc. FAC-3 (Lab P)

No harmonic emissions were found on this channel, mode and antenna.

EMISSIONS IN RESTRICTED FREQUENCY BANDS (RADIATED FIELD STRENGTH)

DATA SHEETS

802.11g

ANTENNA 2

HARMONIC EMISSIONS IN RESTRICTED FREQUENCY BANDS
Low Channel, Horizontal

FCC 15.247

Company:	Phyn LLC	Date:	10/13/2017
EUT:	Leak Detector	Lab:	P
Model:	PHYPF001	Test ENG:	J. Reyes
Antenna:	2		

Compatible Electronics, Inc. FAC-3 (Lab P)

No harmonic emissions were found on this channel, mode and antenna.

HARMONIC EMISSIONS IN RESTRICTED FREQUENCY BANDS
Low Channel, Vertical

FCC 15.247

Company:	Phyn LLC	Date:	10/13/2017
EUT:	Leak Detector	Lab:	P
Model:	PHYPF001	Test ENG:	J. Reyes
Antenna:	2		

Compatible Electronics, Inc. FAC-3 (Lab P)

No harmonic emissions were found on this channel, mode and antenna.

HARMONIC EMISSIONS IN RESTRICTED FREQUENCY BANDS

Mid Channel, Horizontal

FCC 15.247

Company:	Phyn LLC	Date:	10/16/2017
EUT:	Leak Detector	Lab:	P
Model:	PHYPF001	Test ENG:	J. Reyes
Antenna:	2		

Compatible Electronics, Inc. FAC-3 (Lab P)

Freq. (MHz)	Level (dBuV/m)	Pol (v/h)	Limit (dBuV/m)	Margin (dB)	Peak / QP / Avg	Ant. Height (m)	Table Angle (deg)	Comments
4874.00	48.25	H	73.98	-25.73	Peak	1.44	130	**In Restricted Band**
4874.00	31.78	H	53.98	-22.20	Avg	1.44	130	
7311.00	51.10	H	73.98	-22.88	Peak	1.11	178	**In Restricted Band**
7311.00	35.88	H	53.98	-18.10	Avg	1.11	178	

Test distance
3 meter

These are the only harmonic emissions found on this channel, mode and antenna.

HARMONIC EMISSIONS IN RESTRICTED FREQUENCY BANDS
Mid Channel, Vertical

FCC 15.247

Company:	Phyn LLC	Date:	10/16/2017
EUT:	Leak Detector	Lab:	P
Model:	PHYPF001	Test ENG:	J. Reyes
Antenna:	2		

Compatible Electronics, Inc. FAC-3 (Lab P)

No harmonic emissions were found on this channel, mode and antenna.

HARMONIC EMISSIONS IN RESTRICTED FREQUENCY BANDS

High Channel, Horizontal

FCC 15.247

Company: Phyn LLC
EUT: Leak Detector
Model: PHYPF001
Antenna: 2

Date: 10/16/2017
Lab: P
Test ENG: J. Reyes

Compatible Electronics, Inc. FAC-3 (Lab P)

Freq. (MHz)	Level (dBuV/m)	Pol (v/h)	Limit (dBuV/m)	Margin (dB)	Peak / QP / Avg	Ant. Height (m)	Table Angle (deg)	Comments
4924.00	47.09	H	73.98	-26.89	Peak	1.16	230	**In Restricted Band**
4924.00	32.11	H	53.98	-21.87	Avg	1.16	230	
7386.00	55.98	H	73.98	-18.00	Peak	1.1	173	**In Restricted Band**
7386.00	39.12	H	53.98	-14.86	Avg	1.1	173	

Test distance
3 meter

These are the only harmonic emissions found on this channel, mode and antenna.

HARMONIC EMISSIONS IN RESTRICTED FREQUENCY BANDS
High Channel, Vertical

FCC 15.247

Company: Phyn LLC
EUT: Leak Detector
Model: PHYPF001
Antenna: 2

Date: 10/16/2017
Lab: P
Test ENG: J. Reyes

Compatible Electronics, Inc. FAC-3 (Lab P)

Freq. (MHz)	Level (dBuV/m)	Pol (v/h)	Limit (dBuV/m)	Margin (dB)	Peak / QP / Avg	Ant. Height (m)	Table Angle (deg)	Comments
4924.00	44.53	V	73.98	-29.45	Peak	1.73	159	**In Restricted Band**
4924.00	29.57	V	53.98	-24.41	Avg	1.73	159	
7386.00	52.11	V	73.98	-21.87	Peak	1.63	177	**In Restricted Band**
7386.00	36.16	V	53.98	-17.82	Avg	1.63	177	

Test distance
3 meter

These are the only harmonic emissions found on this channel, mode and antenna.

EMISSIONS IN RESTRICTED FREQUENCY BANDS (RADIATED FIELD STRENGTH)

DATA SHEETS

802.11n (20 MHz)

ANTENNA 1

HARMONIC EMISSIONS IN RESTRICTED FREQUENCY BANDS
Low Channel, Horizontal

FCC 15.247

Company:	Phyn LLC	Date:	10/25/2017
EUT:	Leak Detector	Lab:	P
Model:	PHYPF001	Test ENG:	J. Reyes
Antenna:	1		

Compatible Electronics, Inc. FAC-3 (Lab P)

No harmonic emissions were found on this channel, mode and antenna.

HARMONIC EMISSIONS IN RESTRICTED FREQUENCY BANDS
Low Channel, Vertical

FCC 15.247

Company:	Phyn LLC	Date:	10/13/2017
EUT:	Leak Detector	Lab:	P
Model:	PHYPF001	Test ENG:	J. Reyes
Antenna:	1		

Compatible Electronics, Inc. FAC-3 (Lab P)

No harmonic emissions were found on this channel, mode and antenna.

HARMONIC EMISSIONS IN RESTRICTED FREQUENCY BANDS

Mid Channel, Horizontal

FCC 15.247

Company:	Phyn LLC	Date:	10/13/2017
EUT:	Leak Detector	Lab:	P
Model:	PHYPF001	Test ENG:	J. Reyes
Antenna:	1		

Compatible Electronics, Inc. FAC-3 (Lab P)

No harmonic emissions were found on this channel, mode and antenna.

HARMONIC EMISSIONS IN RESTRICTED FREQUENCY BANDS
Mid Channel, Vertical

FCC 15.247

Company:	Phyn LLC	Date:	10/13/2017
EUT:	Leak Detector	Lab:	P
Model:	PHYPF001	Test ENG:	J. Reyes
Antenna:	1		

Compatible Electronics, Inc. FAC-3 (Lab P)

No harmonic emissions were found on this channel, mode and antenna.

HARMONIC EMISSIONS IN RESTRICTED FREQUENCY BANDS

High Channel, Horizontal

FCC 15.247

Company:	Phyn LLC	Date:	10/13/2017
EUT:	Leak Detector	Lab:	P
Model:	PHYPF001	Test ENG:	J. Reyes
Antenna:	1		

Compatible Electronics, Inc. FAC-3 (Lab P)

No harmonic emissions were found on this channel, mode and antenna.

HARMONIC EMISSIONS IN RESTRICTED FREQUENCY BANDS
High Channel, Vertical

FCC 15.247

Company:	Phyn LLC	Date:	10/13/2017
EUT:	Leak Detector	Lab:	P
Model:	PHYPF001	Test ENG:	J. Reyes
Antenna:	1		

Compatible Electronics, Inc. FAC-3 (Lab P)

No harmonic emissions were found on this channel, mode and antenna.

EMISSIONS IN RESTRICTED FREQUENCY BANDS (RADIATED FIELD STRENGTH)

DATA SHEETS

802.11n (20 MHz)

ANTENNA 2

HARMONIC EMISSIONS IN RESTRICTED FREQUENCY BANDS
Low Channel, Horizontal

FCC 15.247

Company:	Phyn LLC	Date:	10/16/2017
EUT:	Leak Detector	Lab:	P
Model:	PHYPF001	Test ENG:	J. Reyes
Antenna:	2		

Compatible Electronics, Inc. FAC-3 (Lab P)

No harmonic emissions were found on this channel, mode and antenna.

HARMONIC EMISSIONS IN RESTRICTED FREQUENCY BANDS
Low Channel, Vertical

FCC 15.247

Company:	Phyn LLC	Date:	10/16/2017
EUT:	Leak Detector	Lab:	P
Model:	PHYPF001	Test ENG:	J. Reyes
Antenna:	2		

Compatible Electronics, Inc. FAC-3 (Lab P)

No harmonic emissions were found on this channel, mode and antenna.

HARMONIC EMISSIONS IN RESTRICTED FREQUENCY BANDS

Mid Channel, Horizontal

FCC 15.247

Company: Phyn LLC
EUT: Leak Detector
Model: PHYPF001
Antenna: 2

Date: 10/16/2017
Lab: P
Test ENG: J. Reyes

Compatible Electronics, Inc. FAC-3 (Lab P)

Freq. (MHz)	Level (dBuV/m)	Pol (v/h)	Limit (dBuV/m)	Margin (dB)	Peak / QP / Avg	Ant. Height (m)	Table Angle (deg)	Comments
4874.00	46.83	H	73.98	-27.15	Peak	1.27	128	**In Restricted Band**
4874.00	32.40	H	53.98	-21.58	Avg	1.27	128	
7311.00	52.14	H	73.98	-21.84	Peak	1.10	181	**In Restricted Band**
7311.00	36.00	H	53.98	-17.98	Avg	1.10	181	

Test distance
3 meter

These are the only harmonic emissions found on this channel, mode and antenna.

HARMONIC EMISSIONS IN RESTRICTED FREQUENCY BANDS
Mid Channel, Vertical

FCC 15.247

Company:	Phyn LLC	Date:	4/11/2017
EUT:	Leak Detector	Lab:	P
Model:	PHYPF001	Test ENG:	T. Oliver
Antenna:	2		

Compatible Electronics, Inc. FAC-3 (Lab P)

Freq. (MHz)	Level (dBuV/m)	Pol (v/h)	Limit (dBuV/m)	Margin (dB)	Peak / QP / Avg	Ant. Height (m)	Table Angle (deg)	Comments
4874.00	43.58	V	73.98	-30.40	Peak	1.22	29	**In Restricted Band**
4874.00	29.75	V	53.98	-24.23	Avg	1.22	29	
7311.00	46.98	V	73.98	-27.00	Peak	1.97	180	**In Restricted Band**
7311.00	34.25	V	53.98	-19.73	Avg	1.97	180	

Test distance
3 meter

These are the only harmonic emissions found on this channel, mode and antenna.

HARMONIC EMISSIONS IN RESTRICTED FREQUENCY BANDS

High Channel, Horizontal

FCC 15.247

Company: Phyn LLC
EUT: Leak Detector
Model: PHYPF001
Antenna: 2

Date: 10/16/2017
Lab: P
Test ENG: J. Reyes

Compatible Electronics, Inc. FAC-3 (Lab P)

Freq. (MHz)	Level (dBuV/m)	Pol (v/h)	Limit (dBuV/m)	Margin (dB)	Peak / QP / Avg	Ant. Height (m)	Table Angle (deg)	Comments
4924.00	48.35	H	73.98	-25.63	Peak	1.11	231	**In Restricted Band**
4924.00	32.72	H	53.98	-21.26	Avg	1.11	231	
7386.00	55.98	H	73.98	-18.00	Peak	1.05	176	**In Restricted Band**
7386.00	39.24	H	53.98	-14.74	Avg	1.05	176	

Test distance
3 meter

These are the only harmonic emissions found on this channel, mode and antenna.

HARMONIC EMISSIONS IN RESTRICTED FREQUENCY BANDS
High Channel, Vertical

FCC 15.247

Company: Phyn LLC
EUT: Leak Detector
Model: PHYPF001
Antenna: 2

Date: 10/16/2017
Lab: P
Test ENG: J. Reyes

Compatible Electronics, Inc. FAC-3 (Lab P)

Freq. (MHz)	Level (dBuV/m)	Pol (v/h)	Limit (dBuV/m)	Margin (dB)	Peak / QP / Avg	Ant. Height (m)	Table Angle (deg)	Comments
4924.00	43.06	V	73.98	-30.92	Peak	2.99	360	**In Restricted Band**
4924.00	28.72	V	53.98	-25.26	Avg	2.99	360	
7386.00	52.75	V	73.98	-21.23	Peak	1.86	177	**In Restricted Band**
7386.00	36.92	V	53.98	-17.06	Avg	1.86	177	

Test distance
3 meter

These are the only harmonic emissions found on this channel, mode and antenna.

EMISSIONS IN RESTRICTED FREQUENCY BANDS (RADIATED FIELD STRENGTH)

DATA SHEETS

802.11n (40 MHz)

ANTENNA 1

HARMONIC EMISSIONS IN RESTRICTED FREQUENCY BANDS
Low Channel, Horizontal

FCC 15.247

Company:	Phyn LLC	Date:	10/13/2017
EUT:	Leak Detector	Lab:	P
Model:	PHYPF001	Test ENG:	J. Reyes
Antenna:	1		

Compatible Electronics, Inc. FAC-3 (Lab P)

No harmonic emissions were found on this channel, mode and antenna.

HARMONIC EMISSIONS IN RESTRICTED FREQUENCY BANDS
Low Channel, Vertical

FCC 15.247

Company:	Phyn LLC	Date:	10/13/2017
EUT:	Leak Detector	Lab:	P
Model:	PHYPF001	Test ENG:	J. Reyes
Antenna:	1		

Compatible Electronics, Inc. FAC-3 (Lab P)

No harmonic emissions were found on this channel, mode and antenna.

HARMONIC EMISSIONS IN RESTRICTED FREQUENCY BANDS

Mid Channel, Horizontal

FCC 15.247

Company:	Phyn LLC	Date:	10/13/2017
EUT:	Leak Detector	Lab:	P
Model:	PHYPF001	Test ENG:	J. Reyes
Antenna:	1		

Compatible Electronics, Inc. FAC-3 (Lab P)

No harmonic emissions were found on this channel, mode and antenna.

HARMONIC EMISSIONS IN RESTRICTED FREQUENCY BANDS
Mid Channel, Vertical

FCC 15.247

Company:	Phyn LLC	Date:	10/13/2017
EUT:	Leak Detector	Lab:	P
Model:	PHYPF001	Test ENG:	J. Reyes
Antenna:	1		

Compatible Electronics, Inc. FAC-3 (Lab P)

No harmonic emissions were found on this channel, mode and antenna.

HARMONIC EMISSIONS IN RESTRICTED FREQUENCY BANDS

High Channel, Horizontal

FCC 15.247

Company:	Phyn LLC	Date:	10/13/2017
EUT:	Leak Detector	Lab:	P
Model:	PHYPF001	Test ENG:	J. Reyes
Antenna:	1		

Compatible Electronics, Inc. FAC-3 (Lab P)

No harmonic emissions were found on this channel, mode and antenna.

HARMONIC EMISSIONS IN RESTRICTED FREQUENCY BANDS
High Channel, Vertical

FCC 15.247

Company:	Phyn LLC	Date:	10/13/2017
EUT:	Leak Detector	Lab:	P
Model:	PHYPF001	Test ENG:	J. Reyes
Antenna:	1		

Compatible Electronics, Inc. FAC-3 (Lab P)

No harmonic emissions were found on this channel, mode and antenna.

EMISSIONS IN RESTRICTED FREQUENCY BANDS (RADIATED FIELD STRENGTH)

DATA SHEETS

802.11n (40 MHz)

ANTENNA 2

HARMONIC EMISSIONS IN RESTRICTED FREQUENCY BANDS
Low Channel, Horizontal

FCC 15.247

Company:	Phyn LLC	Date:	10/16/2017
EUT:	Leak Detector	Lab:	P
Model:	PHYPF001	Test ENG:	J. Reyes
Antenna:	2		

Compatible Electronics, Inc. FAC-3 (Lab P)

No harmonic emissions were found on this channel, mode and antenna.

HARMONIC EMISSIONS IN RESTRICTED FREQUENCY BANDS
Low Channel, Vertical

FCC 15.247

Company:	Phyn LLC	Date:	10/16/2017
EUT:	Leak Detector	Lab:	P
Model:	PHYPF001	Test ENG:	J. Reyes
Antenna:	2		

Compatible Electronics, Inc. FAC-3 (Lab P)

No harmonic emissions were found on this channel, mode and antenna.

HARMONIC EMISSIONS IN RESTRICTED FREQUENCY BANDS

Mid Channel, Horizontal

FCC 15.247

Company: Phyn LLC
EUT: Leak Detector
Model: PHYPF001
Antenna: 2

Date: 10/16/2017
Lab: P
Test ENG: J. Reyes

Compatible Electronics, Inc. FAC-3 (Lab P)

Freq. (MHz)	Level (dBuV/m)	Pol (v/h)	Limit (dBuV/m)	Margin (dB)	Peak / QP / Avg	Ant. Height (m)	Table Angle (deg)	Comments
4874.00	44.89	H	73.98	-29.09	Peak	1.30	178	**In Restricted Band**
4874.00	30.22	H	53.98	-23.76	Avg	1.17	178	
7311.00	50.48	H	73.98	-23.50	Peak	1.17	178	**In Restricted Band**
7311.00	35.09	H	53.98	-18.89	Avg	1.17	178	

Test distance
3 meter

These are the only harmonic emissions found on this channel, mode and antenna.

HARMONIC EMISSIONS IN RESTRICTED FREQUENCY BANDS
Mid Channel, Vertical

FCC 15.247

Company:	Phyn LLC	Date:	10/13/2017
EUT:	Leak Detector	Lab:	P
Model:	PHYPF001	Test ENG:	J. Reyes
Antenna:	1		

Compatible Electronics, Inc. FAC-3 (Lab P)

No harmonic emissions were found on this channel, mode and antenna.

HARMONIC EMISSIONS IN RESTRICTED FREQUENCY BANDS

High Channel, Horizontal

FCC 15.247

Company:	Phyn LLC	Date:	10/13/2017
EUT:	Leak Detector	Lab:	P
Model:	PHYPF001	Test ENG:	J. Reyes
Antenna:	1		

Compatible Electronics, Inc. FAC-3 (Lab P)

No harmonic emissions were found on this channel, mode and antenna.

HARMONIC EMISSIONS IN RESTRICTED FREQUENCY BANDS
High Channel, Vertical

FCC 15.247

Company:	Phyn LLC	Date:	10/13/2017
EUT:	Leak Detector	Lab:	P
Model:	PHYPF001	Test ENG:	J. Reyes
Antenna:	1		

Compatible Electronics, Inc. FAC-3 (Lab P)

No harmonic emissions were found on this channel, mode and antenna.

EMISSIONS RADIATED OUTSIDE OF THE FUNDAMENTAL FREQUENCY BAND AT BAND EDGES

DATA SHEETS

802.11b

ANTENNA 1

BAND EDGES- HORIZONTAL

FCC 15.247

Company:	Phyn LLC	Date:	10/11/2017
EUT:	Leak Detector	Lab:	P
Model:	PHYPF001	Test ENG:	Jorge Reyes
Antenna:	1		

Compatible Electronics, Inc. FAC-3 (Lab P)

Freq. (MHz)	Level (dBµV/m)	Pol	Limit (dBµV/m)	Margin (dB)	Peak / QP / Avg	Ant. Height (m)	Table Angle (deg)	Comments
2412.71	87.58	H	--	--	Peak	1.7	210	Fundamental of Low Channel
2400.00	50.90	H	67.58	-16.68	Delta	1.7	210	From Peak
2389.25	49.47	H	73.98	-24.51	Peak	1.7	210	**No** Marker Delta Method Used
2389.25	36.19	H	53.98	-17.79	Avg	1.7	210	
2462.48	90.39	H	--	--	Peak	1.54	204	Fundamental of High Channel
2487.03	49.31	H	73.98	-24.67	Peak	1.54	204	**No** Marker Delta Method Used
2487.03	36.54	H	53.98		Avg	1.54	204	

Test Distance
3 Meters

BAND EDGES- VERTICAL

FCC 15.247

Company:	Phyn LLC	Date:	10/11/2017
EUT:	Leak Detector	Lab:	P
Model:	PHYPF001	Test ENG:	Jorge Reyes
Antenna:	1		

Compatible Electronics, Inc. FAC-3 (Lab P)

Freq. (MHz)	Level (dBµV/m)	Pol	Limit (dBµV/m)	Margin (dB)	Peak / QP / Avg	Ant. Height (m)	Table Angle (deg)	Comments
2411.70	84.61	V	--	--	Peak	1.31	170	Fundamental of Low Channel
2396.74	50.29	V	64.61	-14.32	Delta	1.31	170	From Peak
2387.75	49.21	V	73.98	-24.77	Peak	1.31	170	**No** Marker Delta Method Used
2387.75	36.16	V	53.98	-17.82	Avg	1.31	170	
2461.60	88.17	V	--	--	Peak	1.42	142	Fundamental of High Channel
2513.63	50.07	V	73.98	-23.91	Peak	1.42	142	**No** Marker Delta Method Used
2513.63	38.89	V	53.98	-15.09	Avg	1.42	142	

Test Distance
3 Meters

LOWER BAND EDGE
(Horizontal)

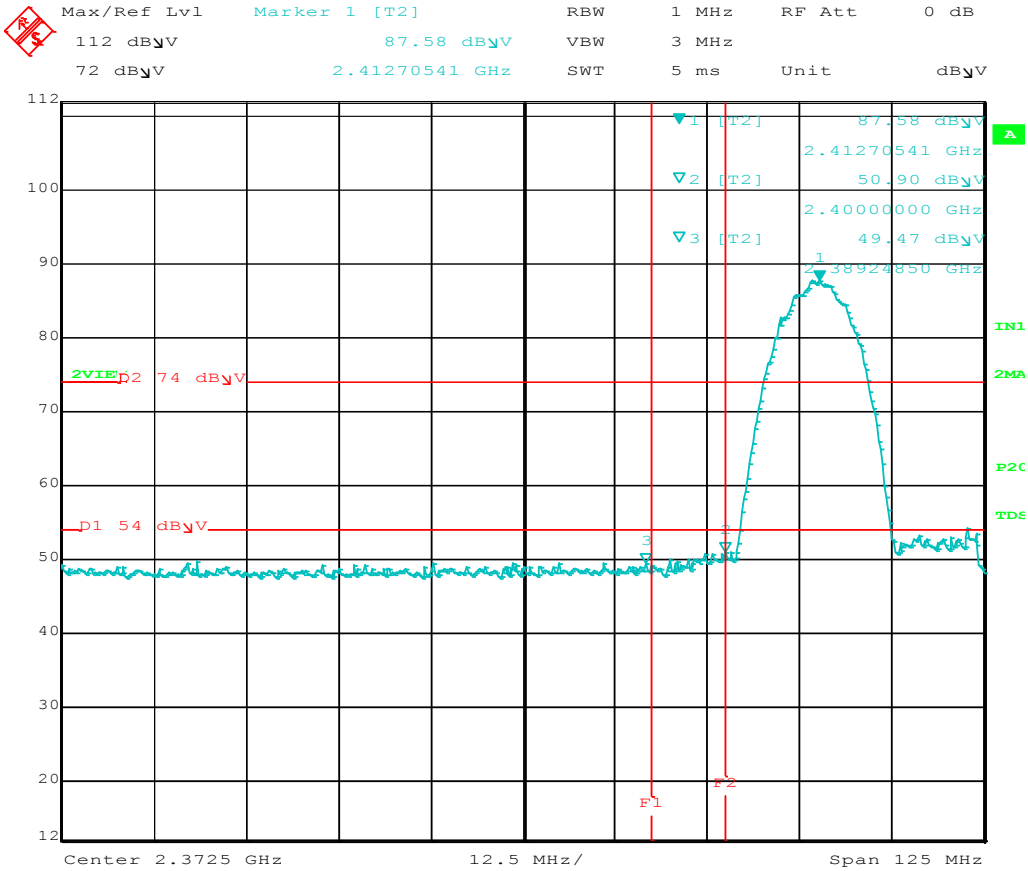

LOWER BAND EDGE
(Vertical)

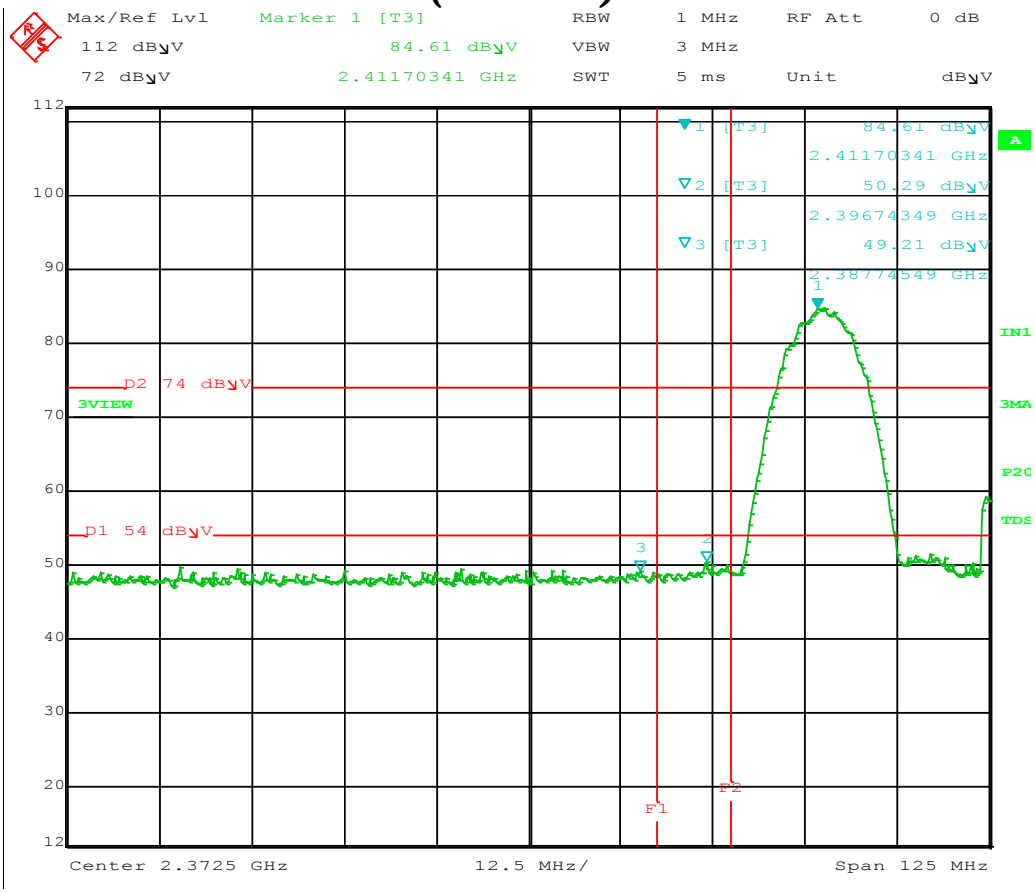

UPPER BAND EDGE (Horizontal)

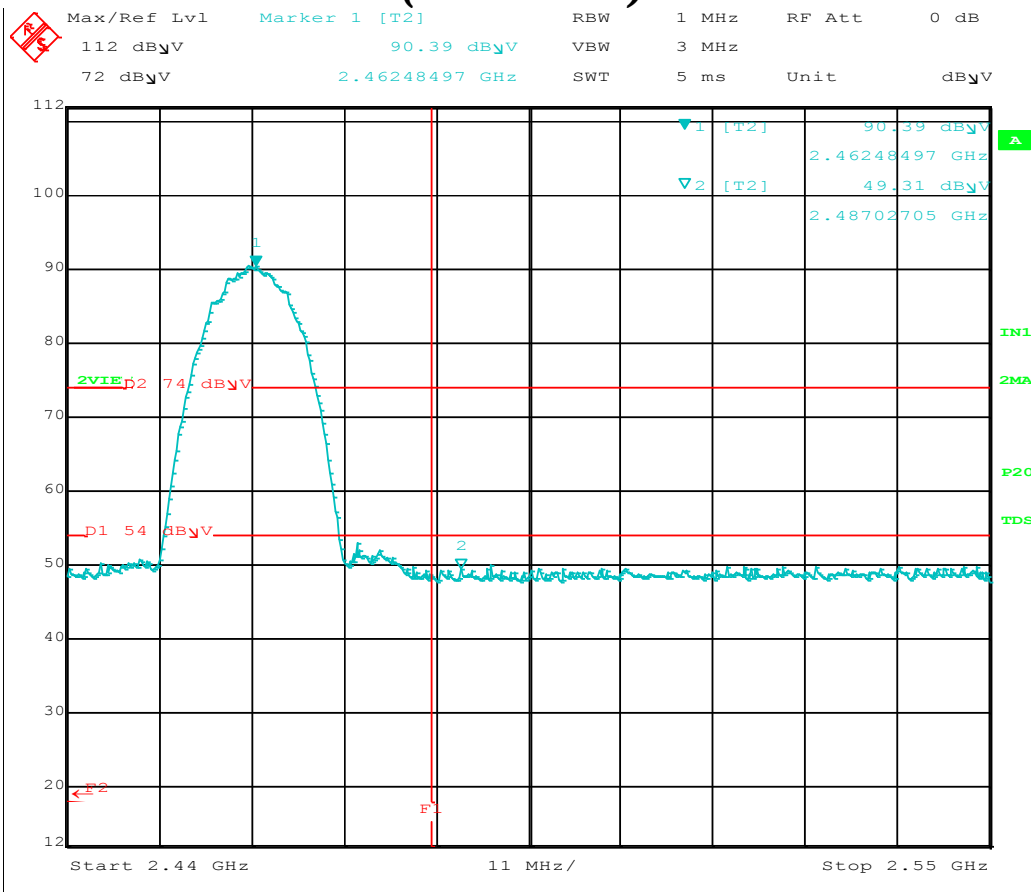

UPPER BAND EDGE
(Vertical)

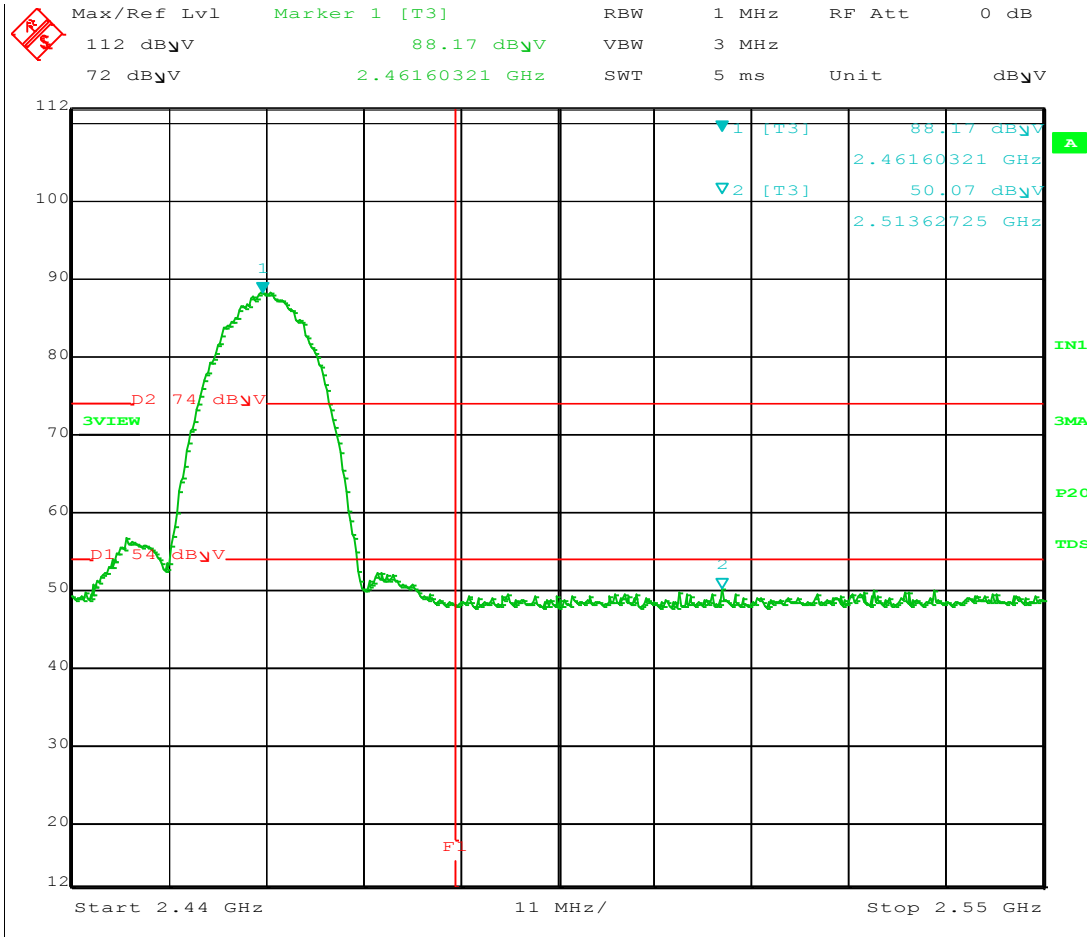

EMISSIONS RADIATED OUTSIDE OF THE FUNDAMENTAL FREQUENCY BAND AT BAND EDGES

DATA SHEETS

802.11b

ANTENNA 2

BAND EDGES- HORIZONTAL

FCC 15.247

Company: Phyn LLC
EUT: Leak Detector
Model: PHYPF001
Antenna: 2

Date: 10/11/2017
Lab: P
Test ENG: Jorge Reyes

Compatible Electronics, Inc. FAC-3 (Lab P)

Freq. (MHz)	Level (dBµV/m)	Pol	Limit (dBµV/m)	Margin (dB)	Peak / QP / Avg	Ant. Height (m)	Table Angle (deg)	Comments
2411.67	109.16	H	--	--	Peak	1.4	146	Fundamental of Low Channel
2398.46	69.46	H	89.16	-19.70	Delta	1.4	146	From Peak
2388.46	52.57	H	73.98	-21.41	Peak	1.4	146	**No** Marker Delta Method Used
2388.46	39.29	H	53.98	-14.69	Avg	1.4	146	
2462.78	109.13	H	--	--	Peak	1.49	157	Fundamental of High Channel
2483.50	52.81	H	73.98	-21.17	Peak	1.49	157	**No** Marker Delta Method Used
2483.50	39.93	H	53.98	-14.05	Avg	1.49	157	

Test Distance
3 Meters

BAND EDGES- VERTICAL

FCC 15.247

Company:	Phyn LLC	Date:	10/11/2017
EUT:	Leak Detector	Lab:	P
Model:	PHYPF001	Test ENG:	Jorge Reyes
Antenna:	2		

Compatible Electronics, Inc. FAC-3 (Lab P)

Freq. (MHz)	Level (dBµV/m)	Pol	Limit (dBµV/m)	Margin (dB)	Peak / QP / Avg	Ant. Height (m)	Table Angle (deg)	Comments
2411.67	105.05	V	--	--	Peak	1	222	Fundamental of Low Channel
2398.68	64.71	V	85.05	-20.34	Delta	1	222	From Peak
2386.69	50.31	V	73.98	-23.67	Peak	1	222	**No** Marker Delta Method Used
2386.69	37.72	V	53.98	-16.26	Avg	1	222	
2463.13	106.76	V	--	--	Peak	1.03	160	Fundamental of High Channel
2483.50	53.63	V	73.98	-20.35	Peak	1.03	160	**No** Marker Delta Method Used
2483.50	41.01	V	53.98	-12.97	Avg	1.03	160	

Test Distance

LOWER BAND EDGE
(Horizontal)

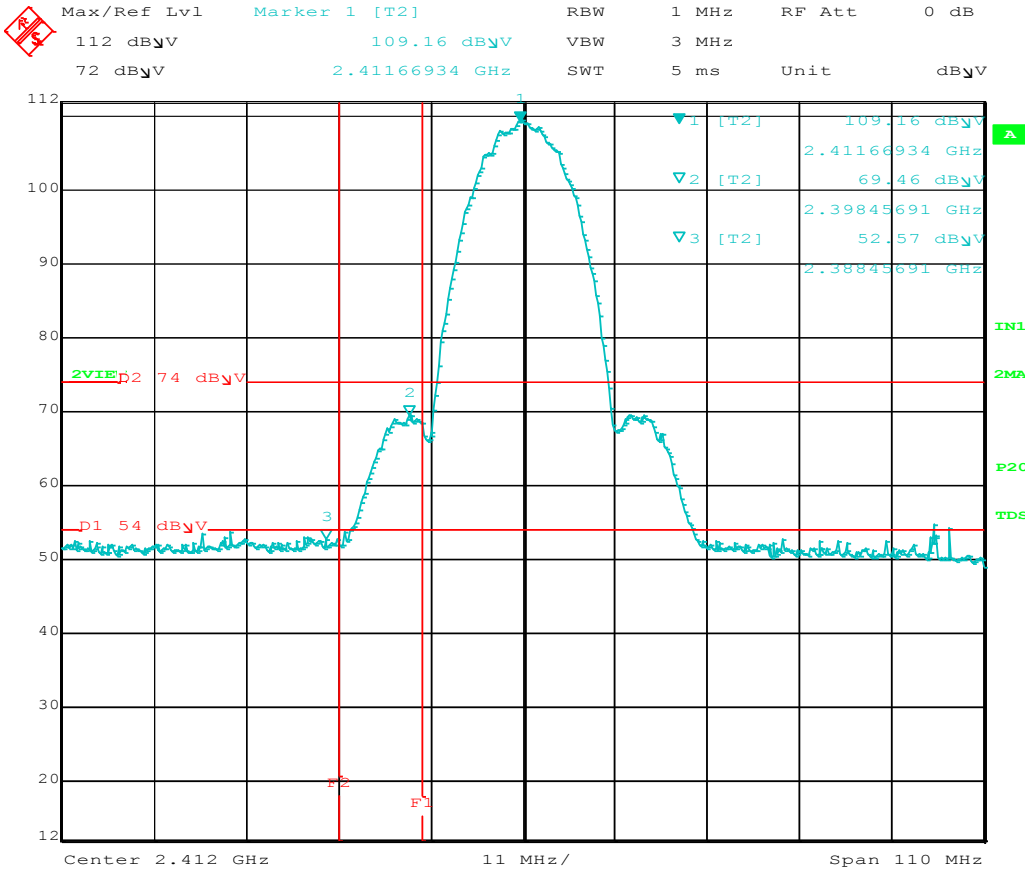

LOWER BAND EDGE
(Vertical)

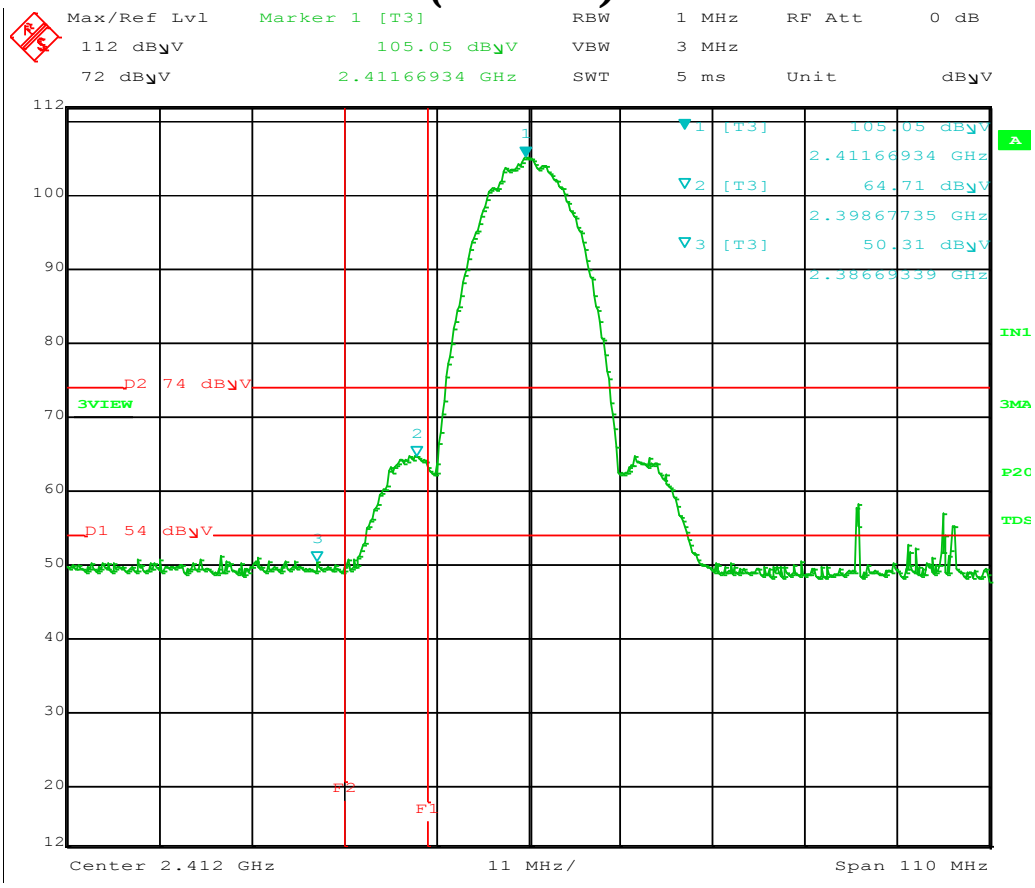

UPPER BAND EDGE (Horizontal)

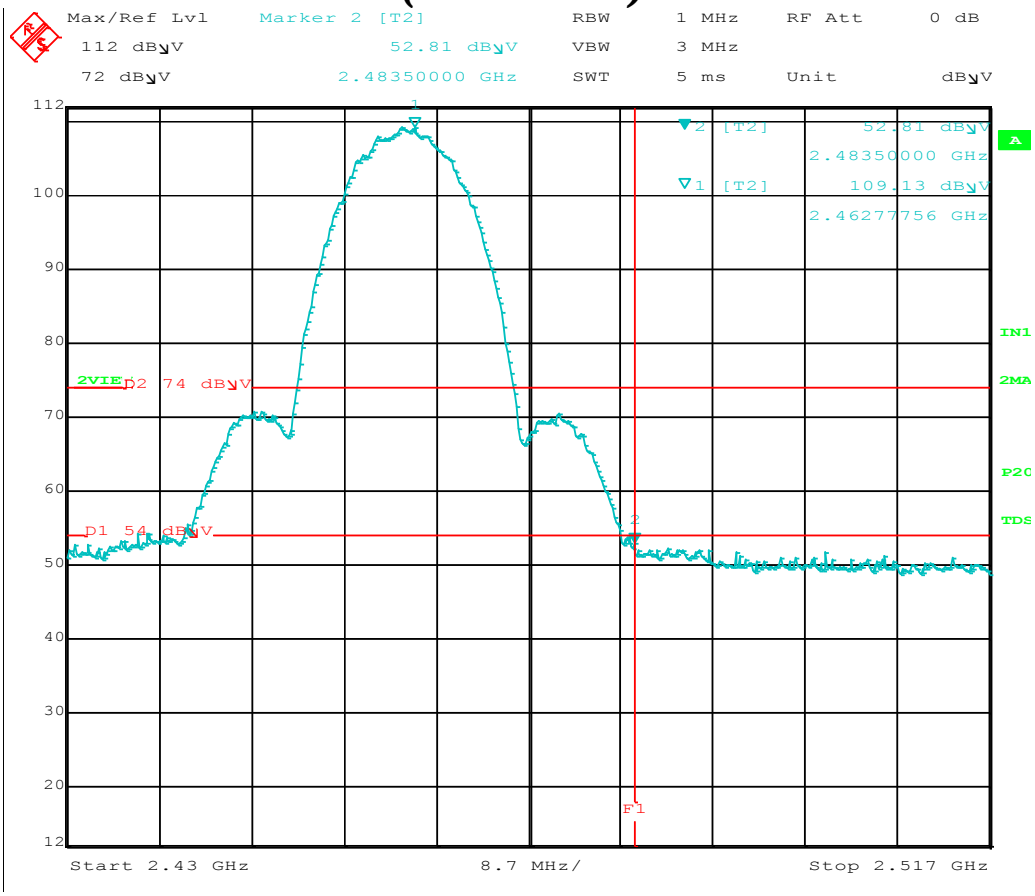

UPPER BAND EDGE
(Vertical)

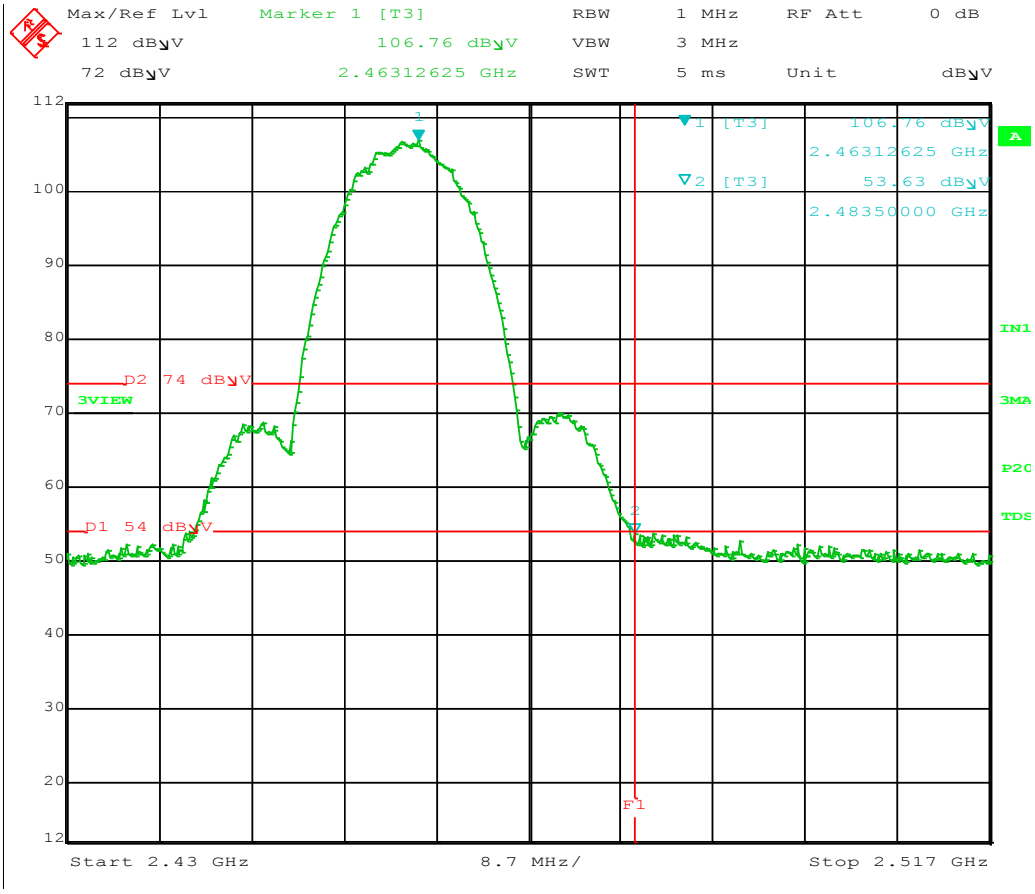

EMISSIONS RADIATED OUTSIDE OF THE FUNDAMENTAL FREQUENCY BAND AT BAND EDGES

DATA SHEETS

802.11g

ANTENNA 1

BAND EDGES- HORIZONTAL

FCC 15.247

Company: Phyn LLC
EUT: Leak Detector
Model: PHYPF001
Antenna: 1

Date: 10/11/2017
Lab: P
Test ENG: Jorge Reyes

Compatible Electronics, Inc. FAC-3 (Lab P)

Freq. (MHz)	Level (dBµV/m)	Pol	Limit (dBµV/m)	Margin (dB)	Peak / QP / Avg	Ant. Height (m)	Table Angle (deg)	Comments
2417.21	85.37	H	--	--	Peak	1.83	211	Fundamental of Low Channel
2395.49	50.07	H	65.37	-15.30	Delta	1.83	211	From Peak
2378.39	49.59	H	73.98	-24.39	Peak	1.83	211	**No** Marker Delta Method Used
2378.39	36.31	H	53.98	-17.67	Avg	1.83	211	
2460.94	88.67	H	--	--	Peak	1.39	190	Fundamental of High Channel
2492.98	49.11	H	73.98	-24.87	Peak	1.39	190	**No** Marker Delta Method Used
2492.98	37.31	H	53.98	-16.67	Avg	1.39	190	

Test Distance
3 Meters

BAND EDGES- VERTICAL

FCC 15.247

Company: Phyn LLC
EUT: Leak Detector
Model: PHYPF001
Antenna: 1

Date: 10/11/2017
Lab: P
Test ENG: Jorge Reyes

Compatible Electronics, Inc. FAC-3 (Lab P)

Freq. (MHz)	Level (dBµV/m)	Pol	Limit (dBµV/m)	Margin (dB)	Peak / QP / Avg	Ant. Height (m)	Table Angle (deg)	Comments
2412.71	81.41	V	--	--	Peak	1.2	170	Fundamental of Low Channel
2396.92	49.50	V	61.41	-11.91	Delta	1.2	170	From Peak
2377.38	49.53	V	73.98	-24.45	Peak	1.2	170	**No** Marker Delta Method Used
2377.38	36.27	V	53.98	-17.71	Avg	1.2	170	
2459.62	88.74	V	--	--	Peak	1.5	135	Fundamental of High Channel
2485.63	51.19	V	73.98	-22.79	Peak	1.5	135	**No** Marker Delta Method Used
2485.63	36.76	V	53.98	-17.22	Avg	1.5	135	

Test Distance
3 Meters

LOWER BAND EDGE
(Horizontal)

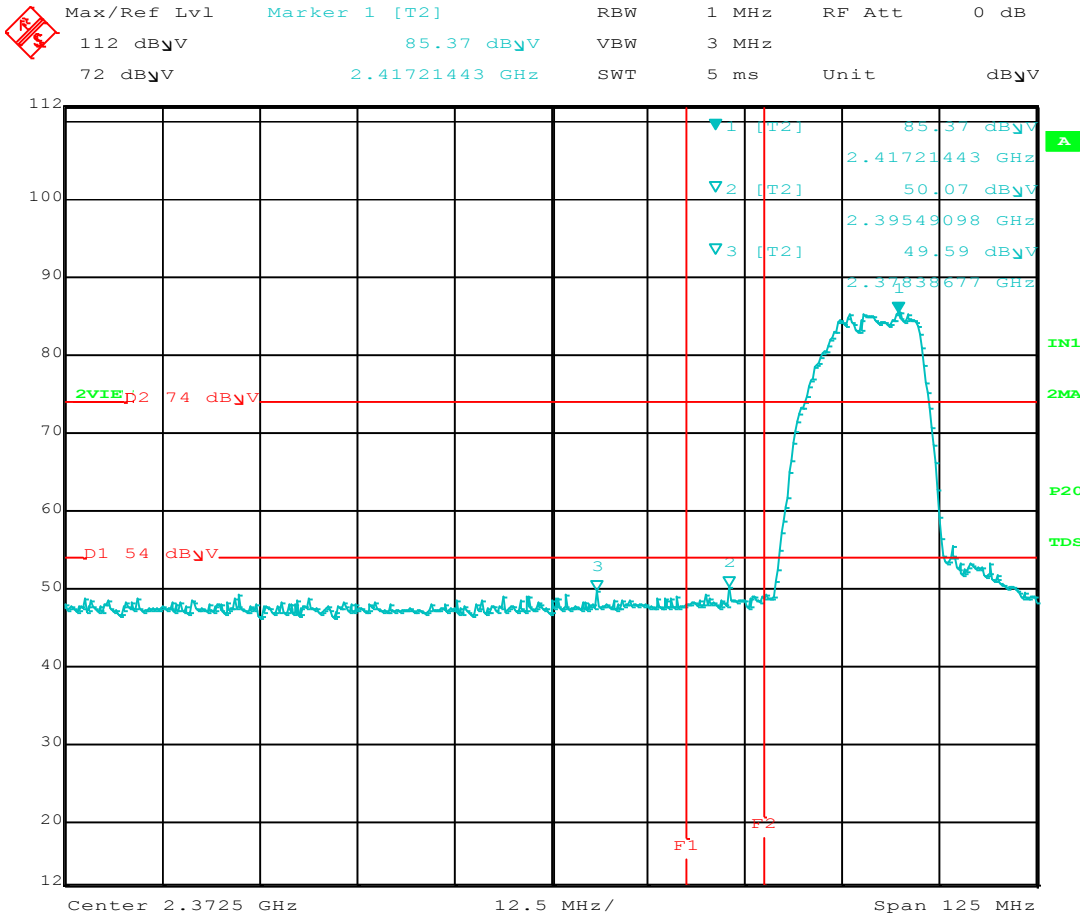

LOWER BAND EDGE
(Vertical)

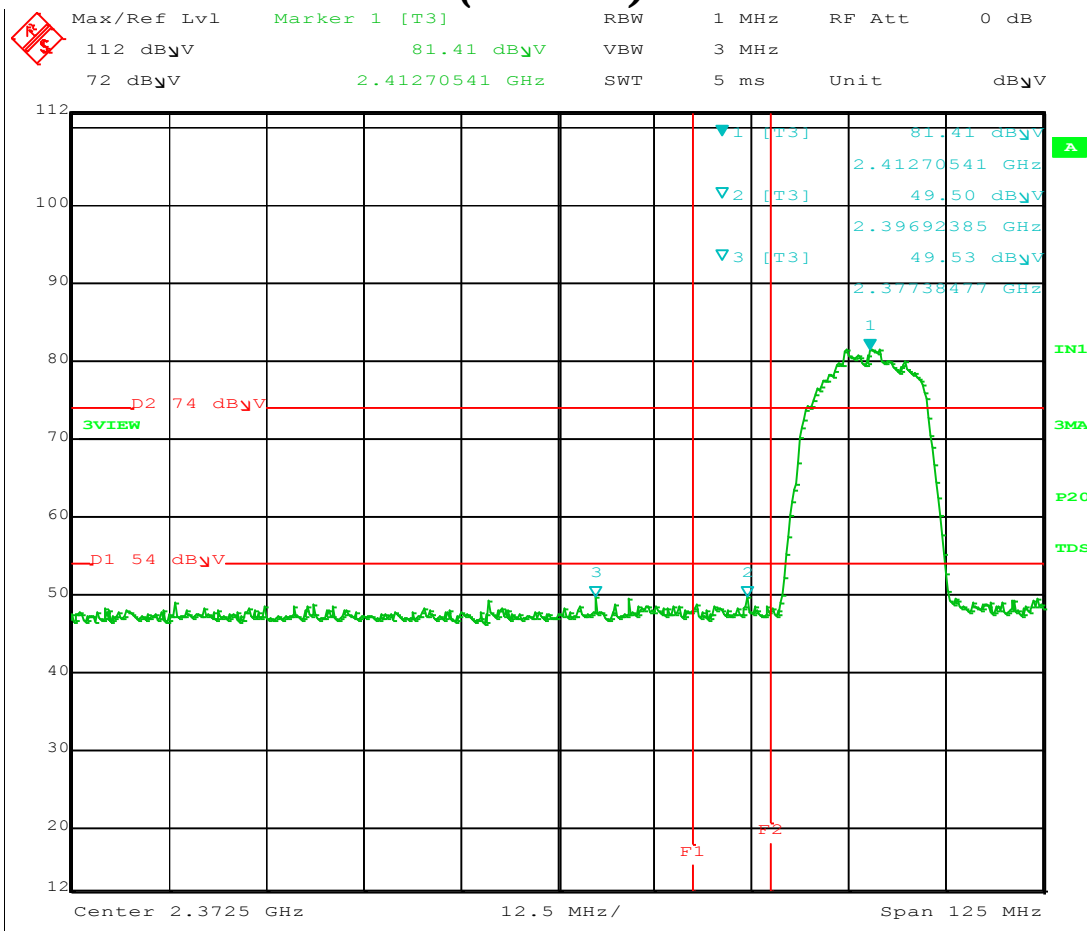

UPPER BAND EDGE (Horizontal)

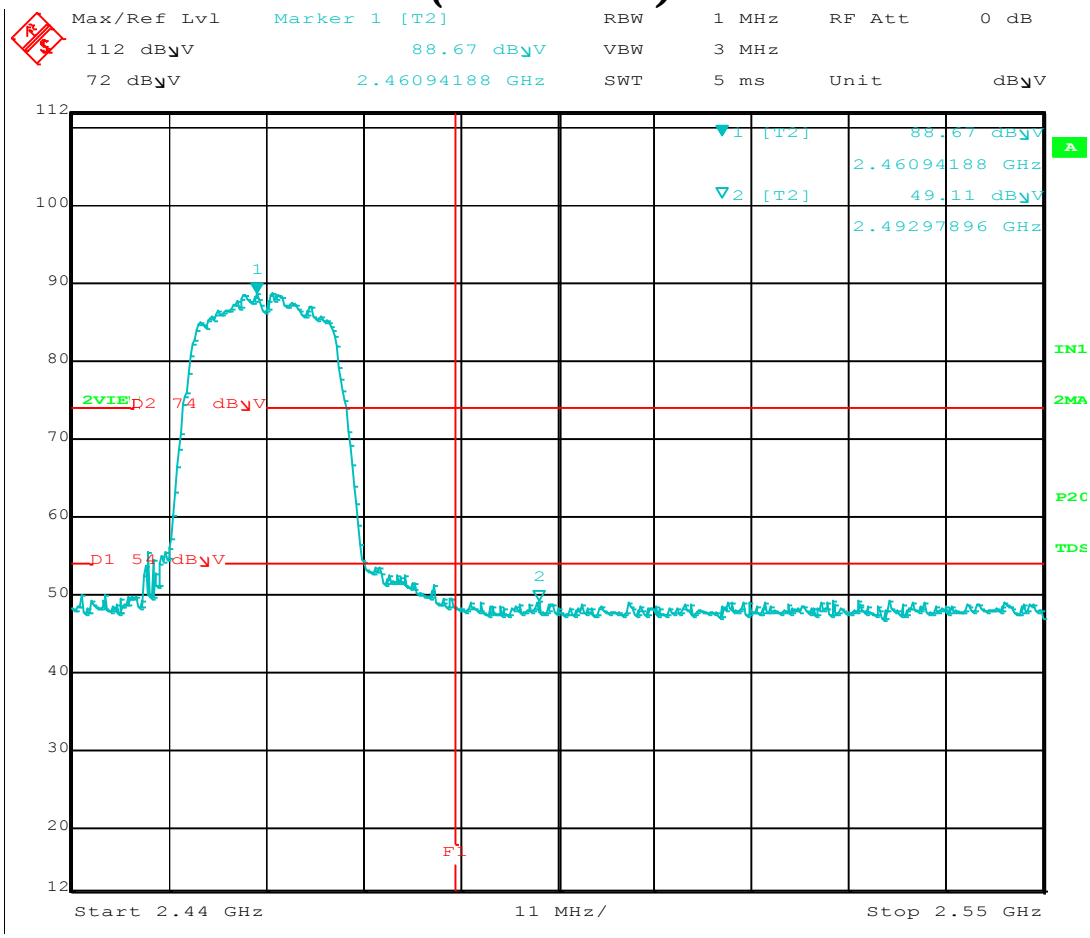

UPPER BAND EDGE
(Vertical)

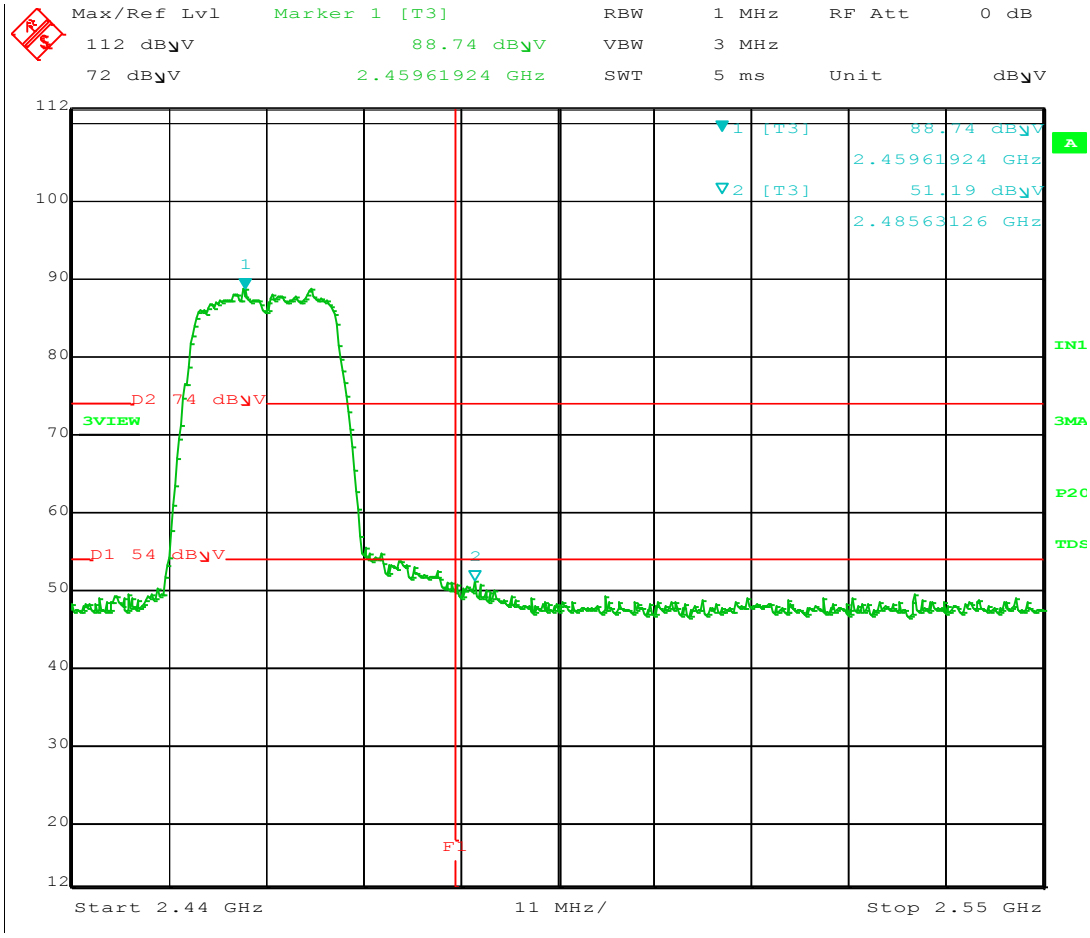

EMISSIONS RADIATED OUTSIDE OF THE FUNDAMENTAL FREQUENCY BAND AT BAND EDGES

DATA SHEETS

802.11g

ANTENNA 2

BAND EDGES- HORIZONTAL

FCC 15.247

Company: Phyn LLC
EUT: Leak Detector
Model: PHYPF001
Antenna: 2

Date: 10/11/2017
Lab: P
Test ENG: Jorge Reyes

Compatible Electronics, Inc. FAC-3 (Lab P)

Freq. (MHz)	Level (dBµV/m)	Pol	Limit (dBµV/m)	Margin (dB)	Peak / QP / Avg	Ant. Height (m)	Table Angle (deg)	Comments
2412.75	106.57	H	--	--	Peak	1.69	149	Fundamental of Low Channel
2399.51	64.92	H	86.57	-21.65	Delta	1.69	149	From Peak
2390.00	60.54	H	73.98	-13.44	Peak	1.69	149	**No** Marker Delta Method Used
2390.00	40.98	H	53.98	-13.00	Avg	1.69	149	
2459.48	107.06	H	--	--	Peak	1.42	151	Fundamental of High Channel
2484.34	65.60	H	73.98	-8.38	Peak	1.42	151	**No** Marker Delta Method Used
2484.34	43.93	H	53.98	-10.05	Avg	1.42	151	

Test Distance
3 Meters

BAND EDGES- VERTICAL

FCC 15.247

Company: Phyn LLC
EUT: Leak Detector
Model: PHYPF001
Antenna: 2

Date: 10/11/2017
Lab: P
Test ENG: Jorge Reyes

Compatible Electronics, Inc. FAC-3 (Lab P)

Freq. (MHz)	Level (dBµV/m)	Pol	Limit (dBµV/m)	Margin (dB)	Peak / QP / Avg	Ant. Height (m)	Table Angle (deg)	Comments
2409.66	103.87	V	--	--	Peak	1.07	167	Fundamental of Low Channel
2399.63	62.31	V	83.87	-21.56	Delta	1.07	167	From Peak
2388.27	56.72	V	73.98	-17.26	Peak	1.07	167	**No** Marker Delta Method Used
2388.27	39.53	V	53.98	-14.45	Avg	1.07	167	
2459.48	104.06	V	--	--	Peak	1.05	160	Fundamental of High Channel
2484.10	66.39	V	73.98	-7.59	Peak	1.05	160	**No** Marker Delta Method Used
2484.10	44.33	V	53.98	-9.65	Avg	1.05	160	

Test Distance
3 Meters

LOWER BAND EDGE
(Horizontal)

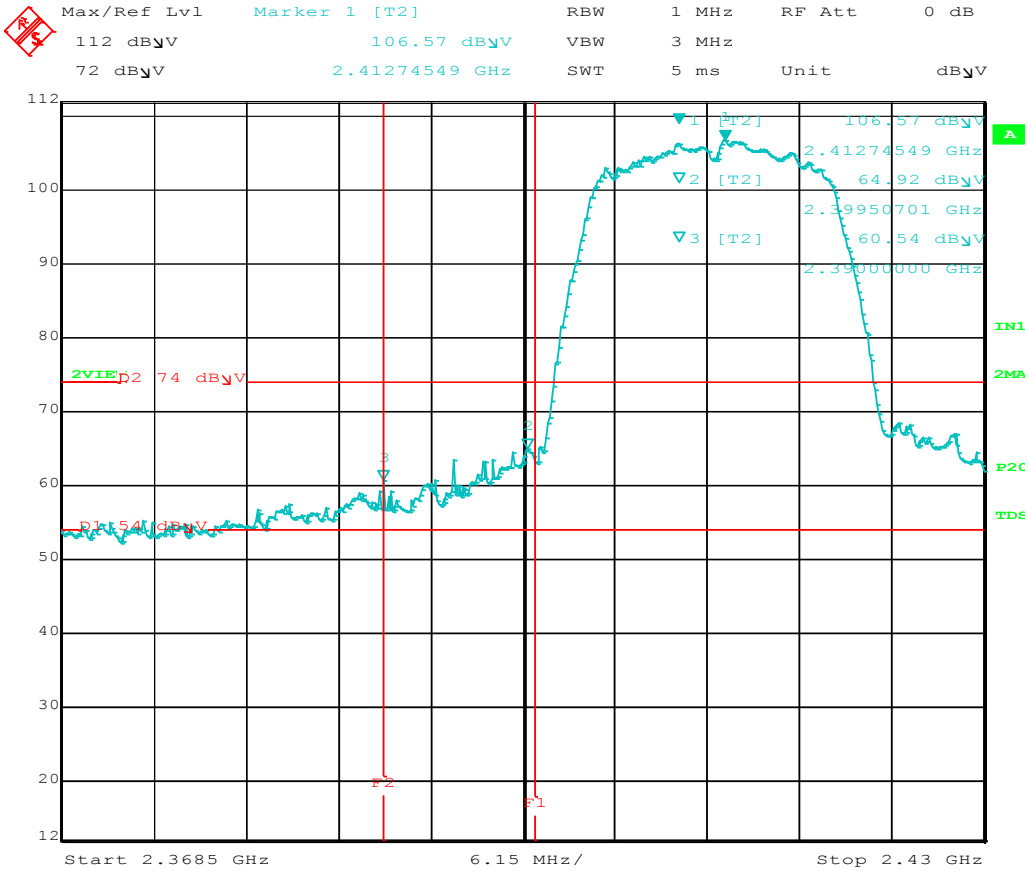

LOWER BAND EDGE
(Vertical)

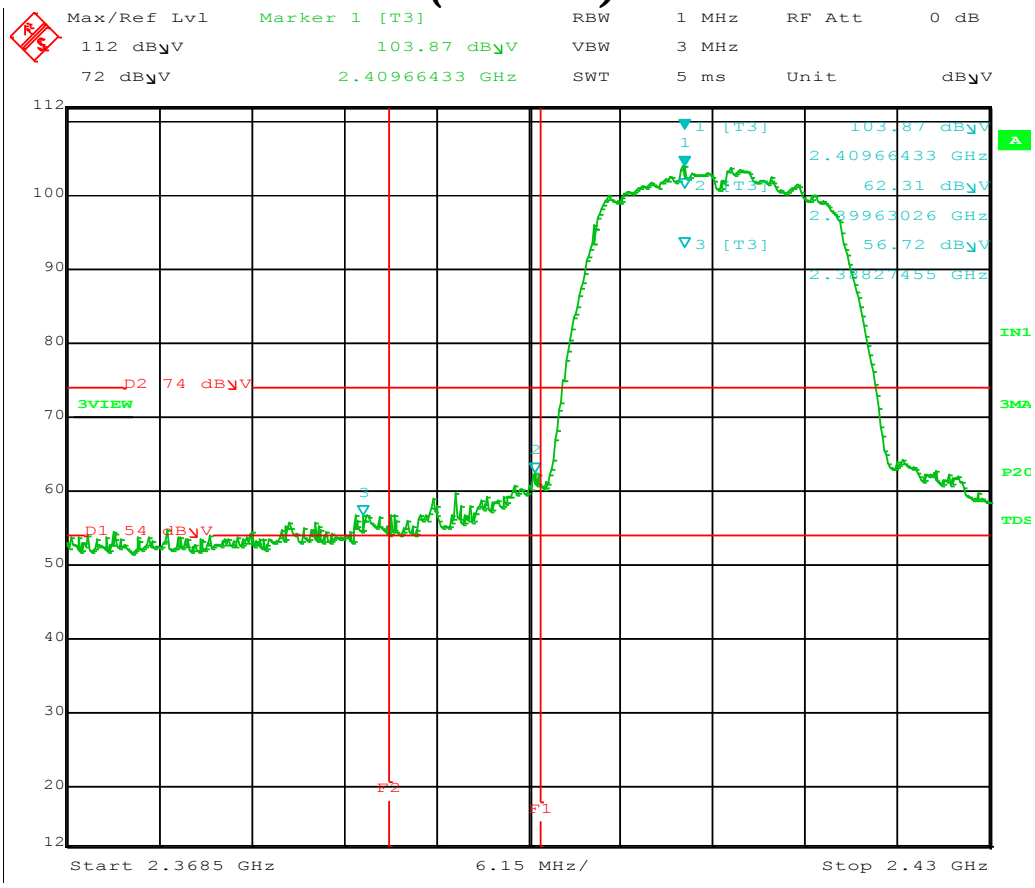

UPPER BAND EDGE (Horizontal)

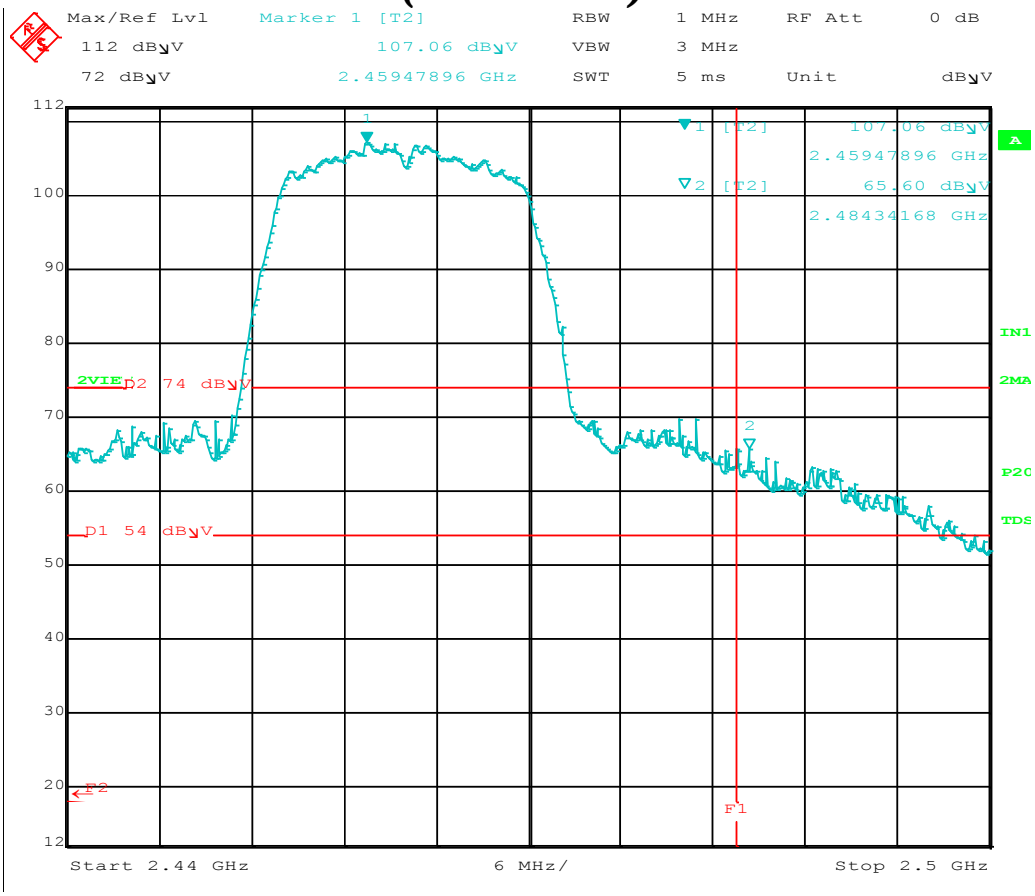

UPPER BAND EDGE
(Vertical)

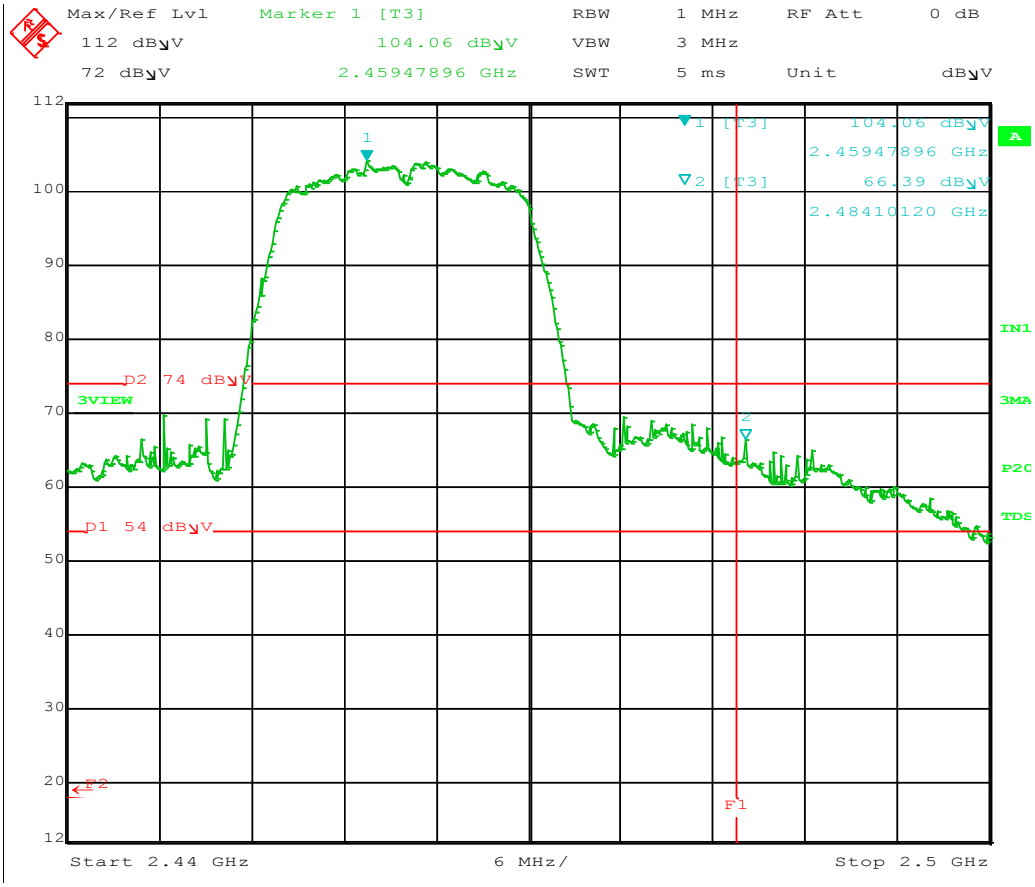

EMISSIONS RADIATED OUTSIDE OF THE FUNDAMENTAL FREQUENCY BAND AT BAND EDGES

DATA SHEETS

802.11n (20 MHz)

ANTENNA 1

BAND EDGES- HORIZONTAL

FCC 15.247

Company: Phyn LLC
EUT: Leak Detector
Model: PHYPF001
Antenna: 1

Date: 10/11/2017
Lab: P
Test ENG: Jorge Reyes

Compatible Electronics, Inc. FAC-3 (Lab P)

Freq. (MHz)	Level (dBµV/m)	Pol	Limit (dBµV/m)	Margin (dB)	Peak / QP / Avg	Ant. Height (m)	Table Angle (deg)	Comments
2413.21	84.79	H	--	--	Peak	1.69	209	Fundamental of Low Channel
2396.74	49.48	H	64.79	-15.31	Delta	1.69	209	From Peak
2388.75	49.11	H	73.98	-24.87	Peak	1.69	209	**No** Marker Delta Method Used
2388.75	36.19	H	53.98	-17.79	Avg	1.69	209	
2459.18	88.75	H	--	--	Peak	1.40	195	Fundamental of High Channel
2483.65	51.48	H	73.98	-22.50	Peak	1.40	195	**No** Marker Delta Method Used
2483.65	37.80	H	53.98	-16.18	Avg	1.40	195	

Test Distance
3 Meters

BAND EDGES- VERTICAL

FCC 15.247

Company: Phyn LLC
EUT: Leak Detector
Model: PHYPF001
Antenna: 1

Date: 10/11/2017
Lab: P
Test ENG: Jorge Reyes

Compatible Electronics, Inc. FAC-3 (Lab P)

Freq. (MHz)	Level (dBµV/m)	Pol	Limit (dBµV/m)	Margin (dB)	Peak / QP / Avg	Ant. Height (m)	Table Angle (deg)	Comments
2412.45	82.34	V	--	--	Peak	1.2	155	Fundamental of Low Channel
2399.25	49.44	V	62.34	-12.90	Delta	1.2	155	From Peak
2389.00	49.34	V	73.98	-24.64	Peak	1.2	155	**No** Marker Delta Method Used
2389.00	36.19	V	53.98	-17.79	Avg	1.2	155	
2462.93	88.66	V	--	--	Peak	1.57	150	Fundamental of High Channel
2483.87	49.72	V	73.98	-24.26	Peak	1.57	150	**No** Marker Delta Method Used
2483.87	36.98	V	53.98	-17.00	Avg	1.57	150	

Test Distance
3 Meters

LOWER BAND EDGE
(Horizontal)

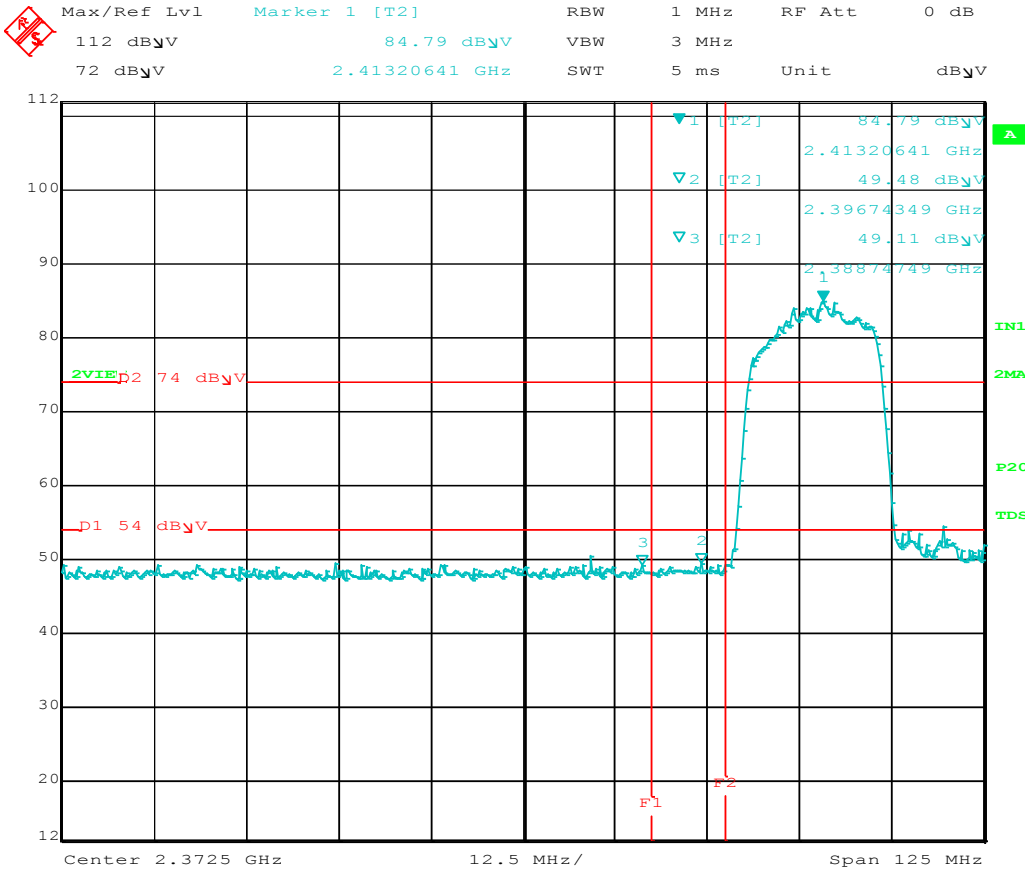

LOWER BAND EDGE
(Vertical)

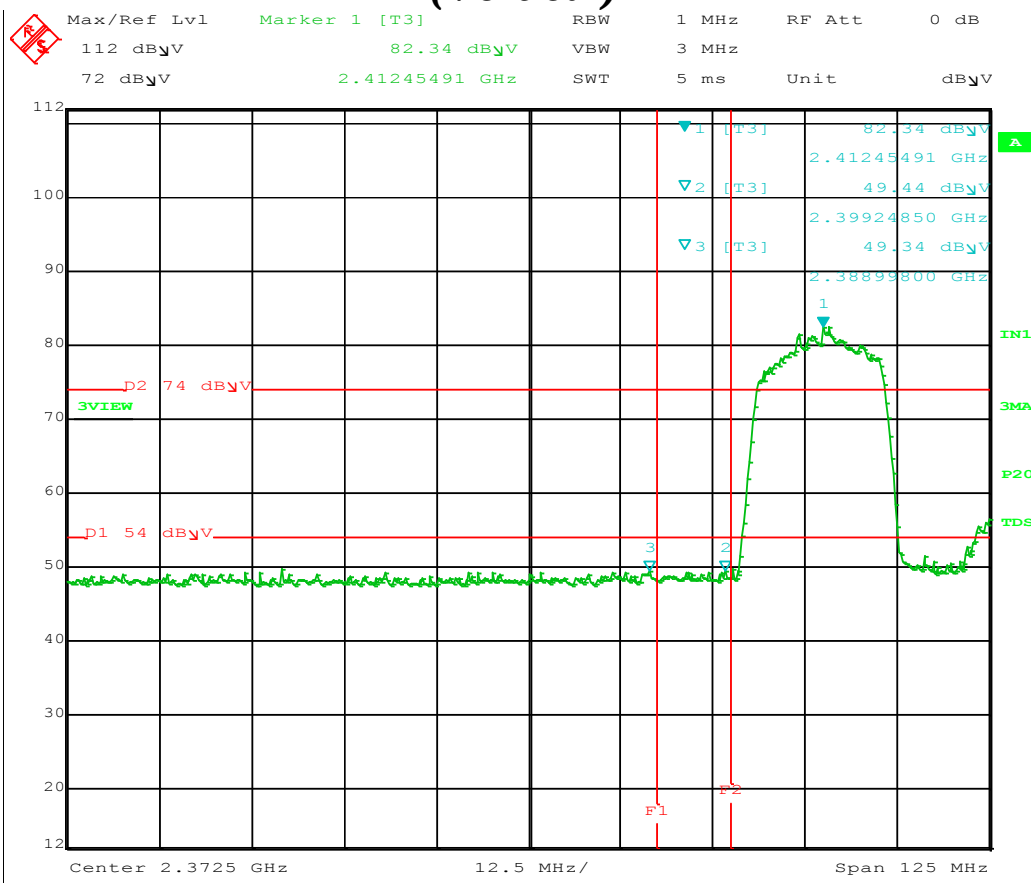

UPPER BAND EDGE (Horizontal)

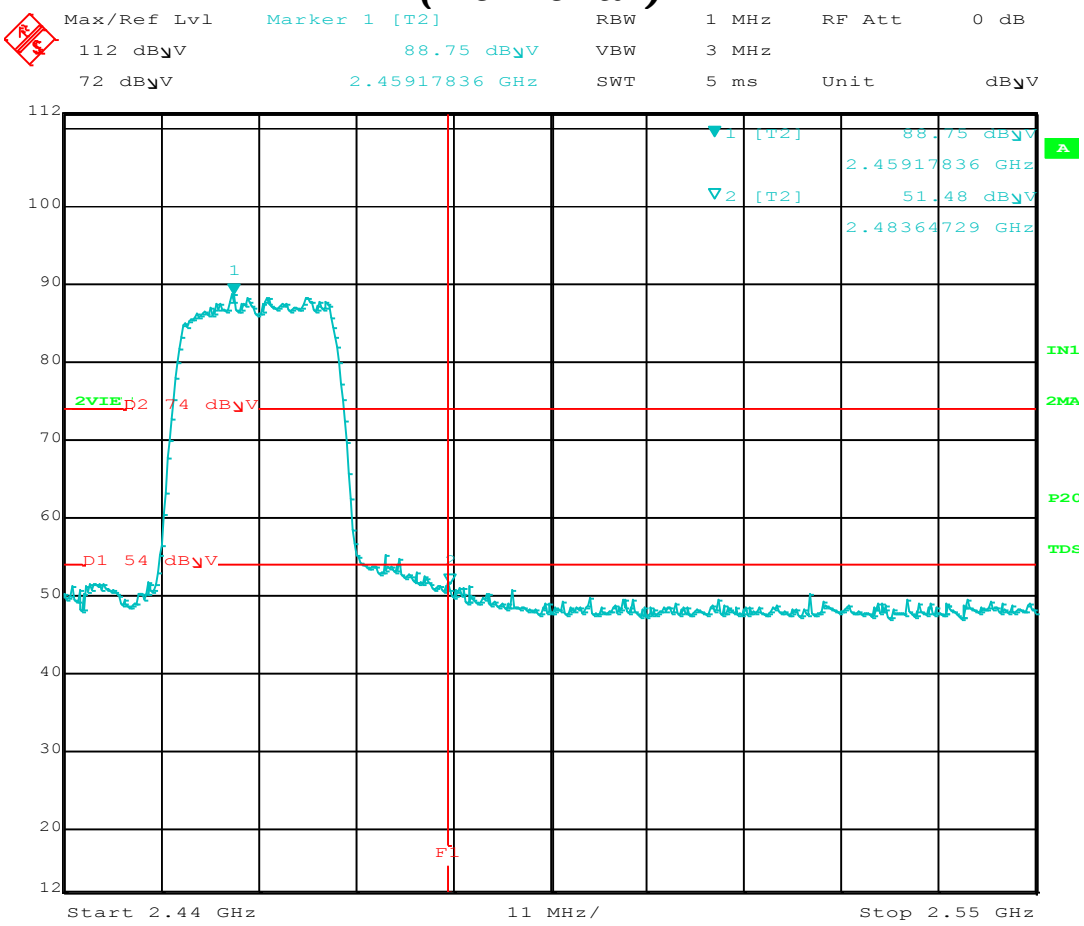

UPPER BAND EDGE
(Vertical)

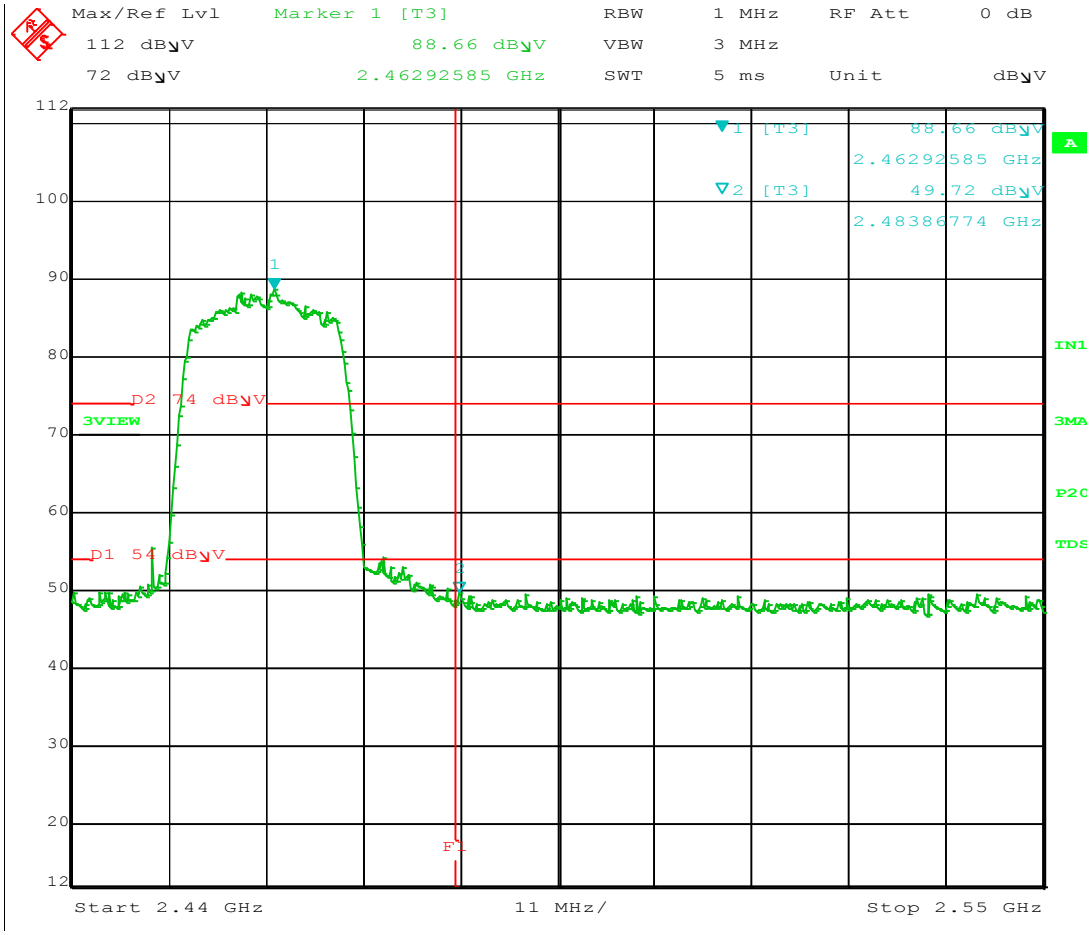

EMISSIONS RADIATED OUTSIDE OF THE FUNDAMENTAL FREQUENCY BAND AT BAND EDGES

DATA SHEETS

802.11n (20 MHz)

ANTENNA 2

BAND EDGES- HORIZONTAL

FCC 15.247

Company: Phyn LLC
EUT: Leak Detector
Model: PHYPF001
Antenna: 1

Date: 10/11/2017
Lab: P
Test ENG: Jorge Reyes

Compatible Electronics, Inc. FAC-3 (Lab P)

Freq. (MHz)	Level (dBµV/m)	Pol	Limit (dBµV/m)	Margin (dB)	Peak / QP / Avg	Ant. Height (m)	Table Angle (deg)	Comments
2413.13	105.42	H	--	--	Peak	1.38	141	Fundamental of Low Channel
2400.00	62.88	H	85.42	-22.54	Delta	1.38	141	From Peak
2386.74	57.05	H	73.98	-16.93	Peak	1.38	141	**No** Marker Delta Method Used
2386.74	39.58	H	53.98	-14.40	Avg	1.38	141	
2463.13	105.32	H	--	--	Peak	1.00	120	Fundamental of High Channel
2483.50	64.49	H	73.98	-9.49	Peak	1.00	120	**No** Marker Delta Method Used
2483.50	43.16	H	53.98	-10.82	Avg	1.00	120	

Test Distance
3 Meters

BAND EDGES- VERTICAL

FCC 15.247

Company: Phyn LLC
EUT: Leak Detector
Model: PHYPF001
Antenna: 1

Date: 10/13/2017
Lab: P
Test ENG: Jorge Reyes

Compatible Electronics, Inc. FAC-3 (Lab P)

Freq. (MHz)	Level (dBµV/m)	Pol	Limit (dBµV/m)	Margin (dB)	Peak / QP / Avg	Ant. Height (m)	Table Angle (deg)	Comments
2413.00	103.62	V	--	--	Peak	1	170	Fundamental of Low Channel
2398.49	60.98	V	83.62	-22.64	Delta	1	170	From Peak
2389.82	58.13	V	73.98	-15.85	Peak	1	170	**No** Marker Delta Method Used
2389.82	48.62	V	53.98	-5.36	Avg	1	170	
2462.88	103.95	V	--	--	Peak	1.06	165	Fundamental of High Channel
2483.75	66.21	V	73.98	-7.77	Peak	1.06	165	**No** Marker Delta Method Used
2483.75	45.04	V	53.98	-8.94	Avg	1.06	165	

Test Distance
3 Meters

LOWER BAND EDGE
(Horizontal)

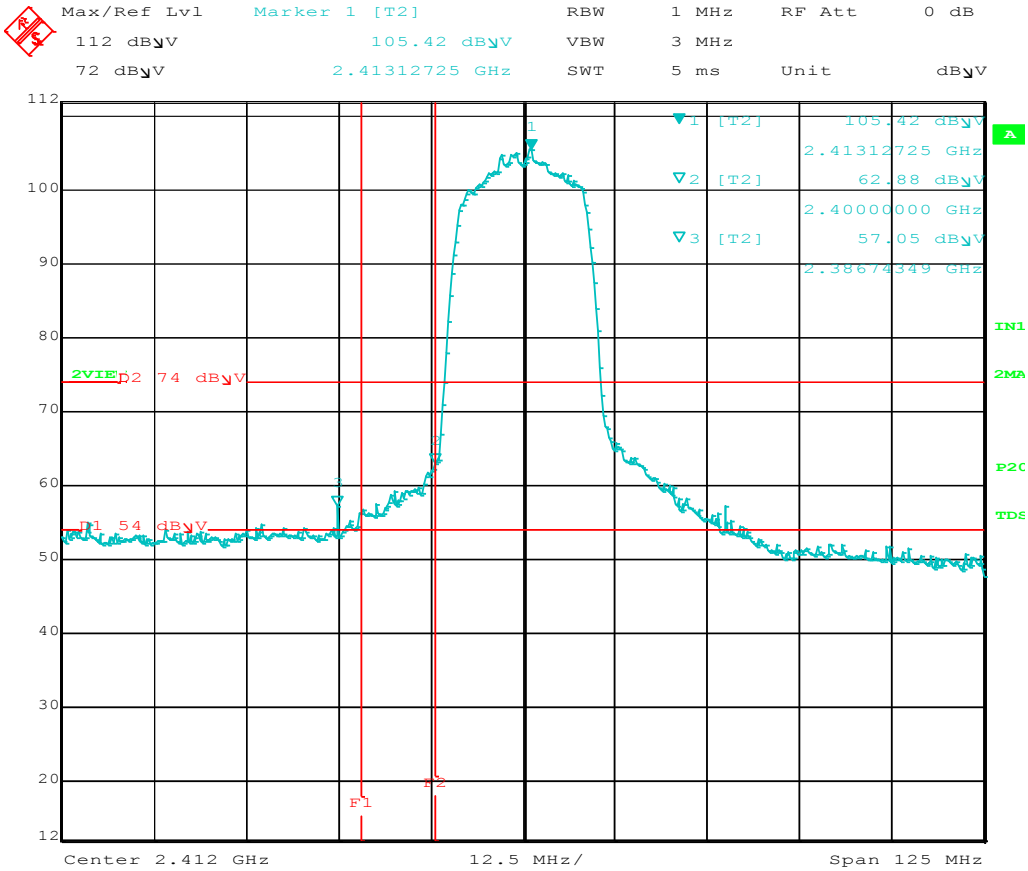

LOWER BAND EDGE
(Vertical)

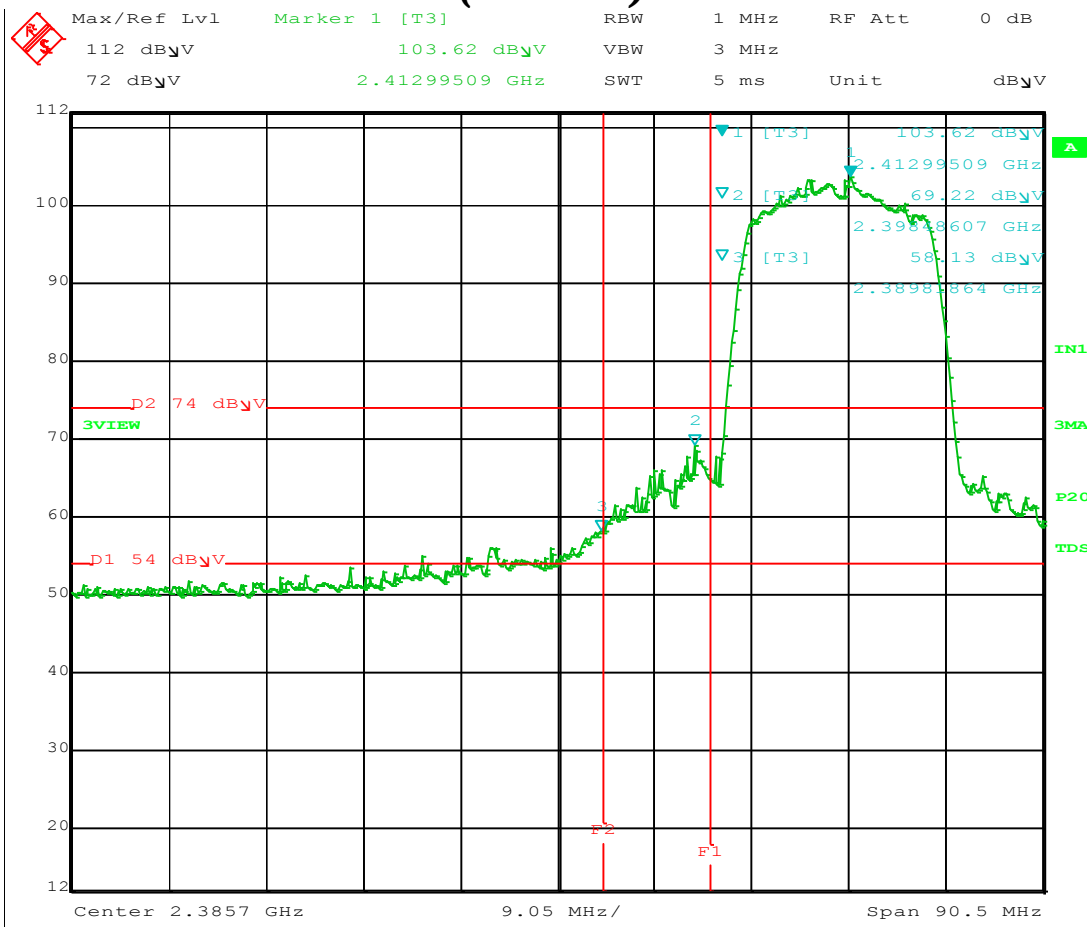

UPPER BAND EDGE (Horizontal)

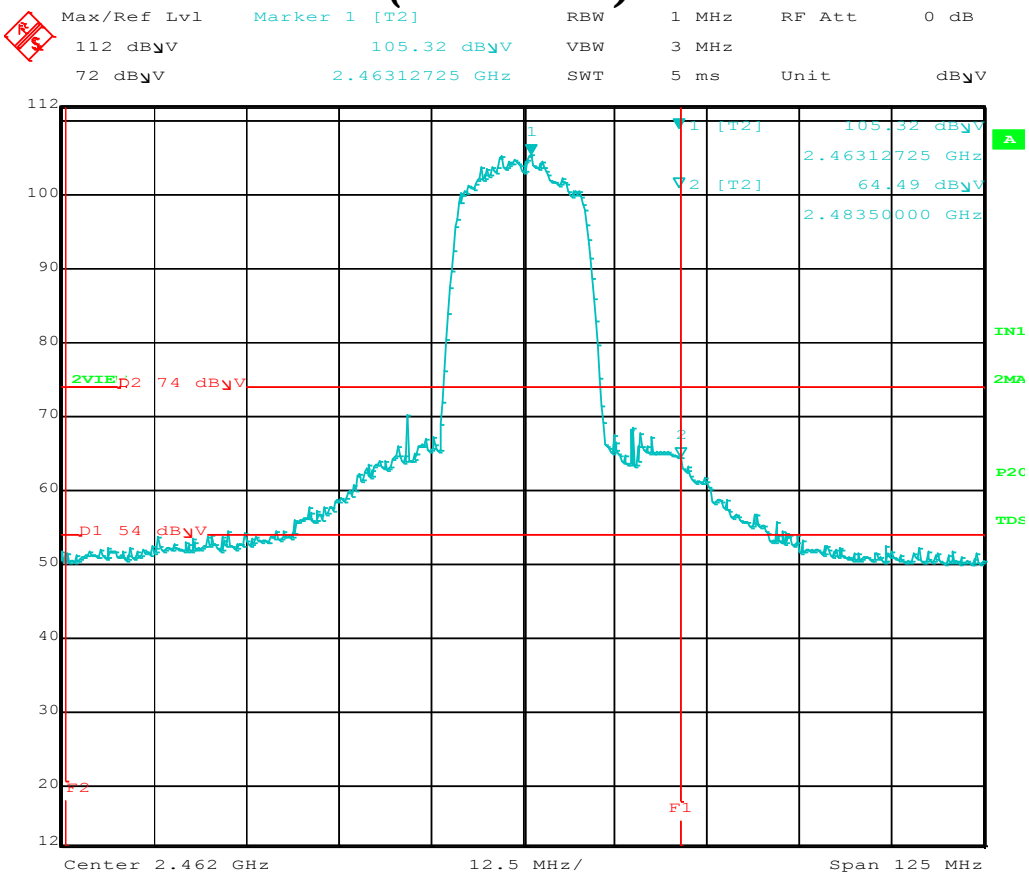

UPPER BAND EDGE
(Vertical)

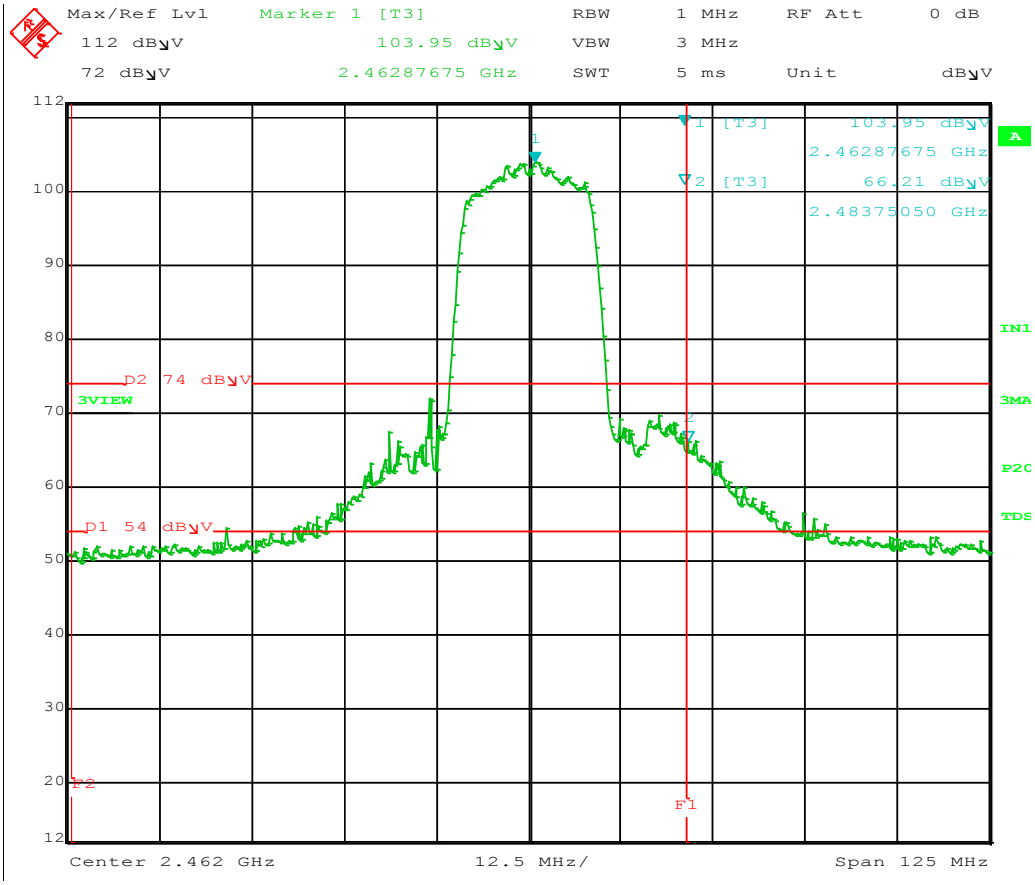

EMISSIONS RADIATED OUTSIDE OF THE FUNDAMENTAL FREQUENCY BAND AT BAND EDGES

DATA SHEETS

802.11n (40 MHz)

ANTENNA 1

BAND EDGES- HORIZONTAL

FCC 15.247

Company: Phyn LLC
EUT: Leak Detector
Model: PHYPF001
Antenna: 1

Date: 10/11/2017
Lab: P
Test ENG: Jorge Reyes

Compatible Electronics, Inc. FAC-3 (Lab P)

Freq. (MHz)	Level (dBµV/m)	Pol	Limit (dBµV/m)	Margin (dB)	Peak / QP / Avg	Ant. Height (m)	Table Angle (deg)	Comments
2428.09	82.12	H	--	--	Peak	1.88	203	Fundamental of Low Channel
2398.95	49.01	H	62.12	-13.11	Delta	1.88	203	From Peak
2387.19	49.67	H	73.98	-24.31	Peak	1.88	203	**No** Marker Delta Method Used
2387.19	36.16	H	53.98	-17.82	Avg	1.88	203	
2457.78	86.92	H	--	--	Peak	1.31	190	Fundamental of High Channel
2486.17	54.76	H	73.98	-19.22	Peak	1.31	190	**No** Marker Delta Method Used
2486.17	39.68	H	53.98	-14.30	Avg	1.31	190	

Test Distance
3 Meters

BAND EDGES- VERTICAL

FCC 15.247

Company: Phyn LLC
EUT: Leak Detector
Model: PHYPF001
Antenna: 1

Date: 10/11/2017
Lab: P
Test ENG: Jorge Reyes

Compatible Electronics, Inc. FAC-3 (Lab P)

Freq. (MHz)	Level (dBµV/m)	Pol	Limit (dBµV/m)	Margin (dB)	Peak / QP / Avg	Ant. Height (m)	Table Angle (deg)	Comments
2428.09	79.99	V	--	--	Peak	1.59	158	Fundamental of Low Channel
2397.90	49.52	V	59.99	-10.47	Delta	1.59	158	From Peak
2387.19	48.63	V	73.98	-25.35	Peak	1.59	158	**No** Marker Delta Method Used
2387.19	36.16	V	53.98	-17.82	Avg	1.59	158	
2457.78	82.93	V	--	--	Peak	1.54	155	Fundamental of High Channel
2486.37	51.54	V	73.98	-22.44	Peak	1.54	155	**No** Marker Delta Method Used
2486.37	37.32	V	53.98	-16.66	Avg	1.54	155	

Test Distance
3 Meters

LOWER BAND EDGE
(Horizontal)

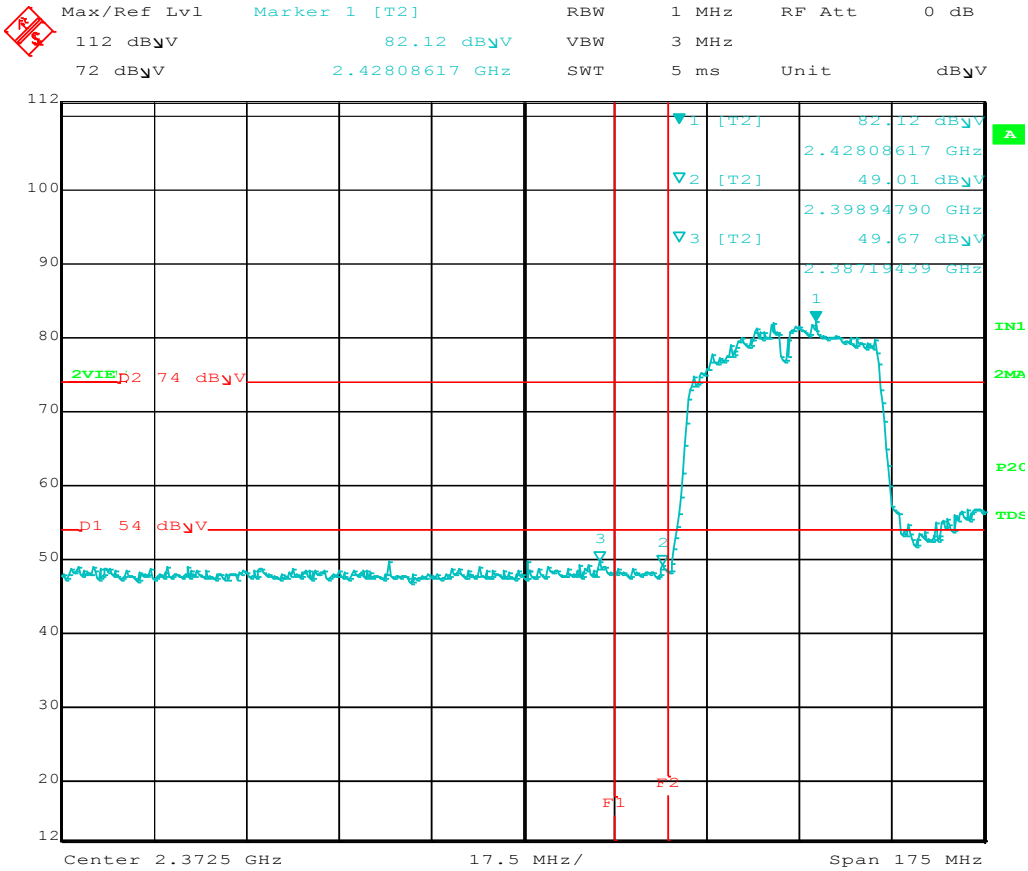

LOWER BAND EDGE
(Vertical)

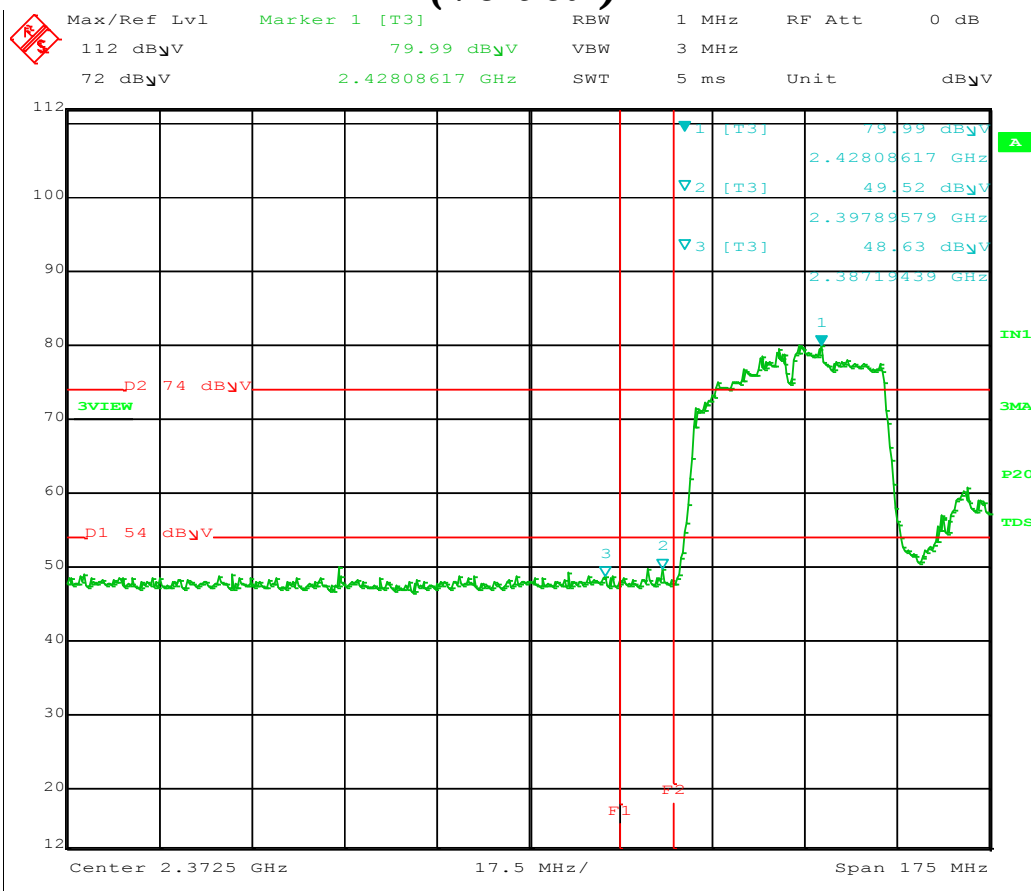

UPPER BAND EDGE (Horizontal)

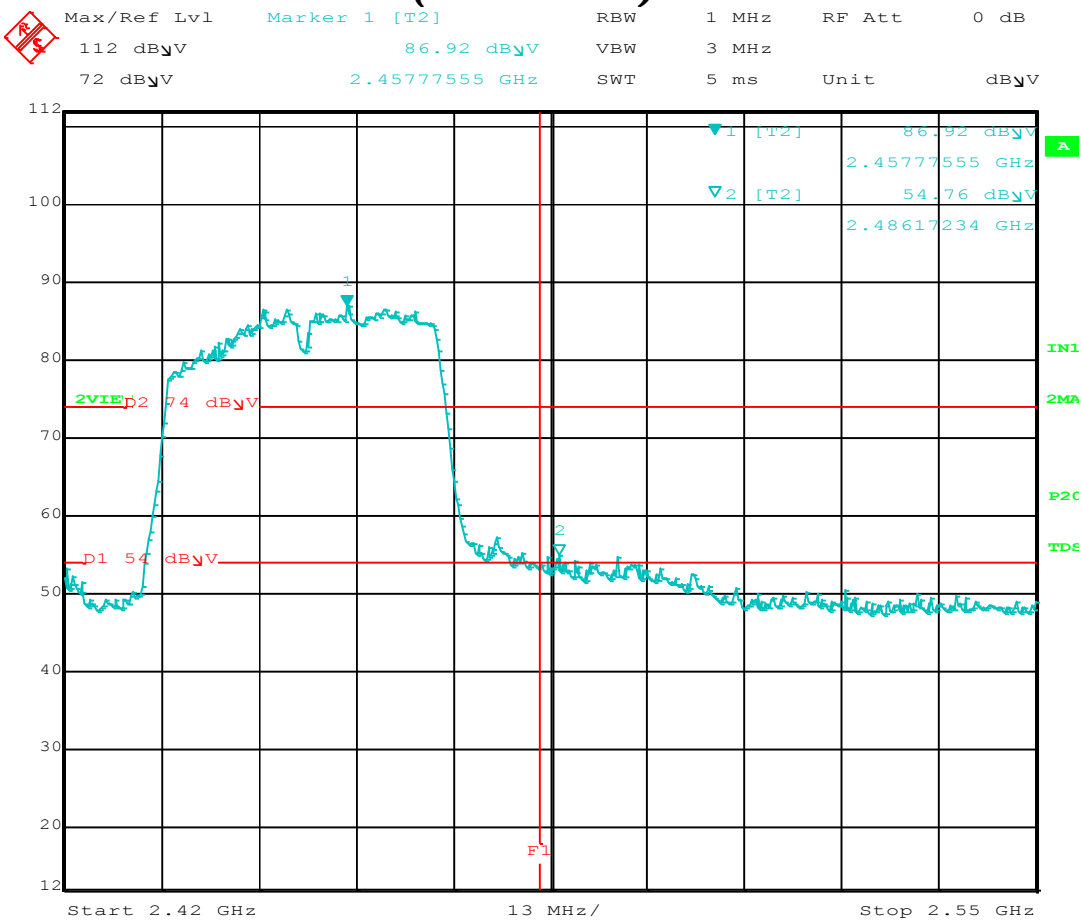

UPPER BAND EDGE
(Vertical)

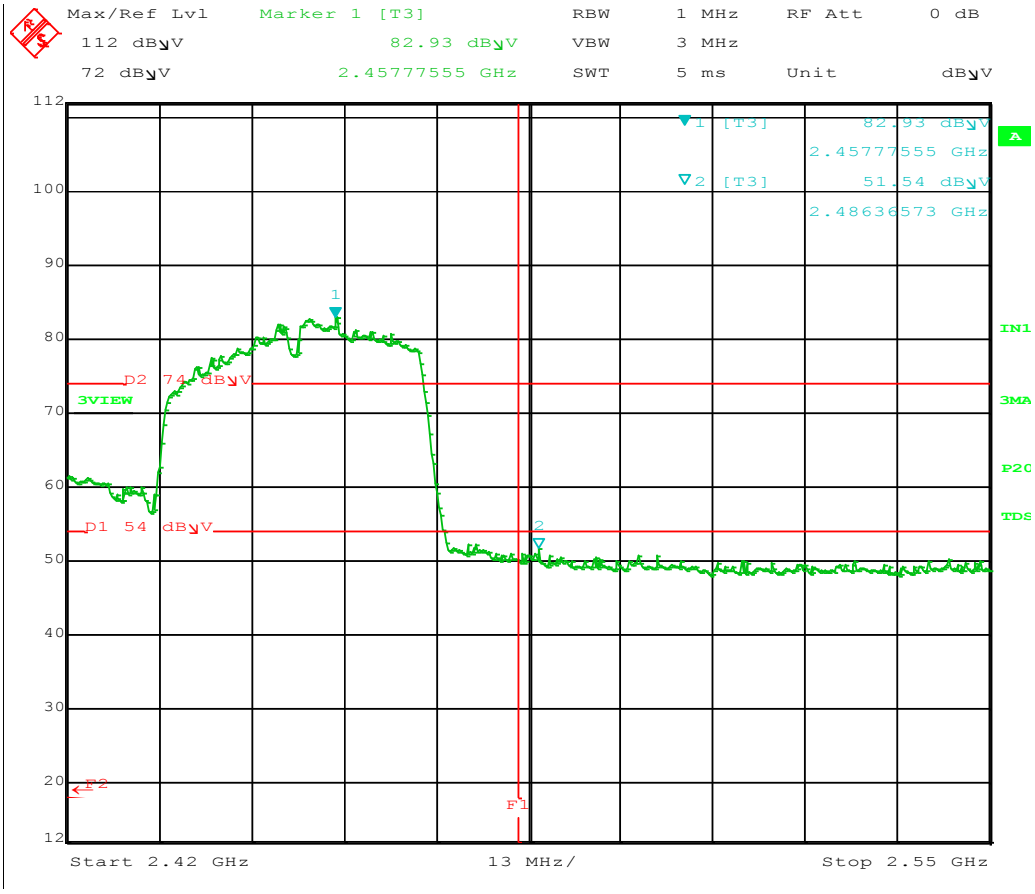

EMISSIONS RADIATED OUTSIDE OF THE FUNDAMENTAL FREQUENCY BAND AT BAND EDGES

DATA SHEETS

802.11n (40 MHz)

ANTENNA 2

BAND EDGES- HORIZONTAL

FCC 15.247

Company: Phyn LLC
EUT: Leak Detector
Model: PHYPF001
Antenna: 1

Date: 10/13/2017
Lab: P
Test ENG: Jorge Reyes

Compatible Electronics, Inc. FAC-3 (Lab P)

Freq. (MHz)	Level (dBµV/m)	Pol	Limit (dBµV/m)	Margin (dB)	Peak / QP / Avg	Ant. Height (m)	Table Angle (deg)	Comments
2416.71	102.72	H	--	--	Peak	1.3	144	Fundamental of Low Channel
2400.00	63.38	H	82.72	-19.34	Delta	1.3	144	From Peak
2377.19	58.65	H	73.98	-15.33	Peak	1.3	144	**No** Marker Delta Method Used
2377.19	40.64	H	53.98	-13.34	Avg	1.3	144	
2458.04	103.62	H	--	--	Peak	1.00	120	Fundamental of High Channel
2486.43	65.85	H	73.98	-8.13	Peak	1.00	120	**No** Marker Delta Method Used
2486.43	46.52	H	53.98	-7.46	Avg	1.00	120	

Test Distance
3 Meters

BAND EDGES- VERTICAL

FCC 15.247

Company: Phyn LLC
EUT: Leak Detector
Model: PHYPF001
Antenna: 2

Date: 10/13/2017
Lab: P
Test ENG: Jorge Reyes

Compatible Electronics, Inc. FAC-3 (Lab P)

Freq. (MHz)	Level (dBµV/m)	Pol	Limit (dBµV/m)	Margin (dB)	Peak / QP / Avg	Ant. Height (m)	Table Angle (deg)	Comments
2416.71	100.40	V	--	--	Peak	1	171	Fundamental of Low Channel
2399.22	60.81	V	80.40	-19.59	Delta	1	171	From Peak
2379.28	57.78	V	73.98	-16.20	Peak	1	171	**No** Marker Delta Method Used
2379.28	40.74	V	53.98	-13.24	Avg	1	171	
2457.81	100.44	V	--	--	Peak	1	175	Fundamental of High Channel
2485.84	65.54	V	73.98	-8.44	Peak	1	175	**No** Marker Delta Method Used
2485.84	46.52	V	53.98	-7.46	Avg	1	175	

Test Distance
3 Meters

LOWER BAND EDGE
(Horizontal)

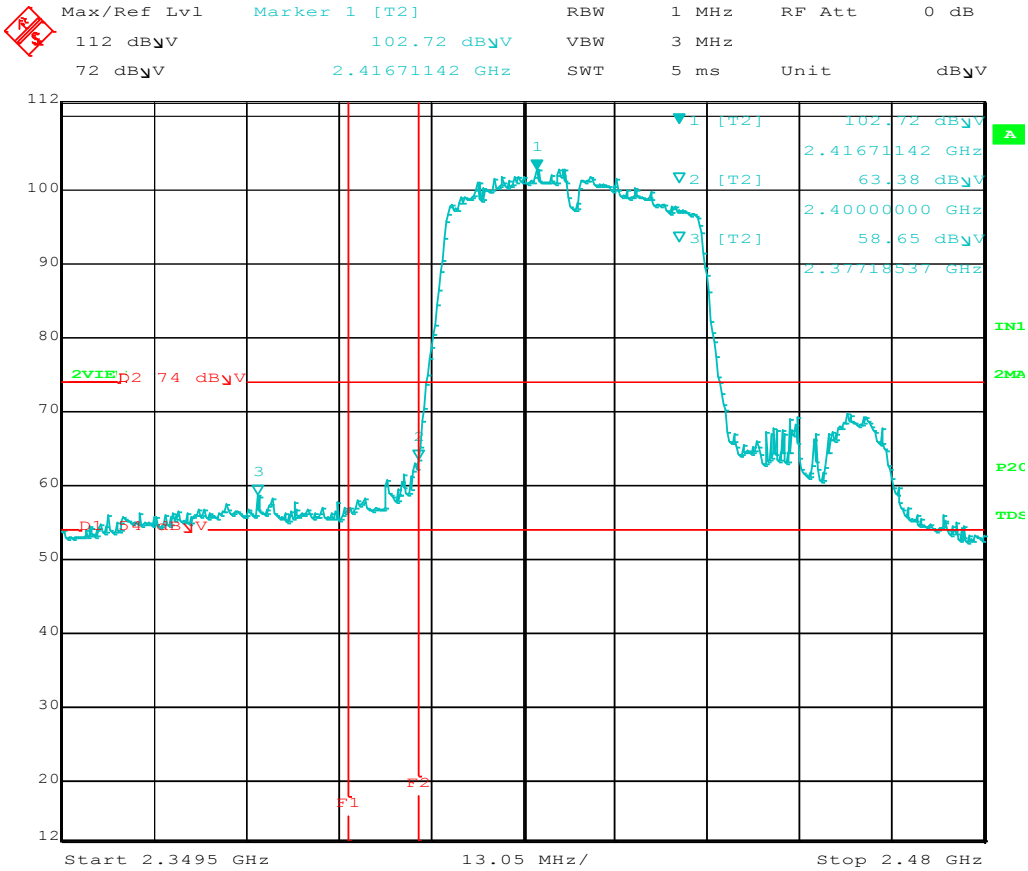

LOWER BAND EDGE
(Vertical)

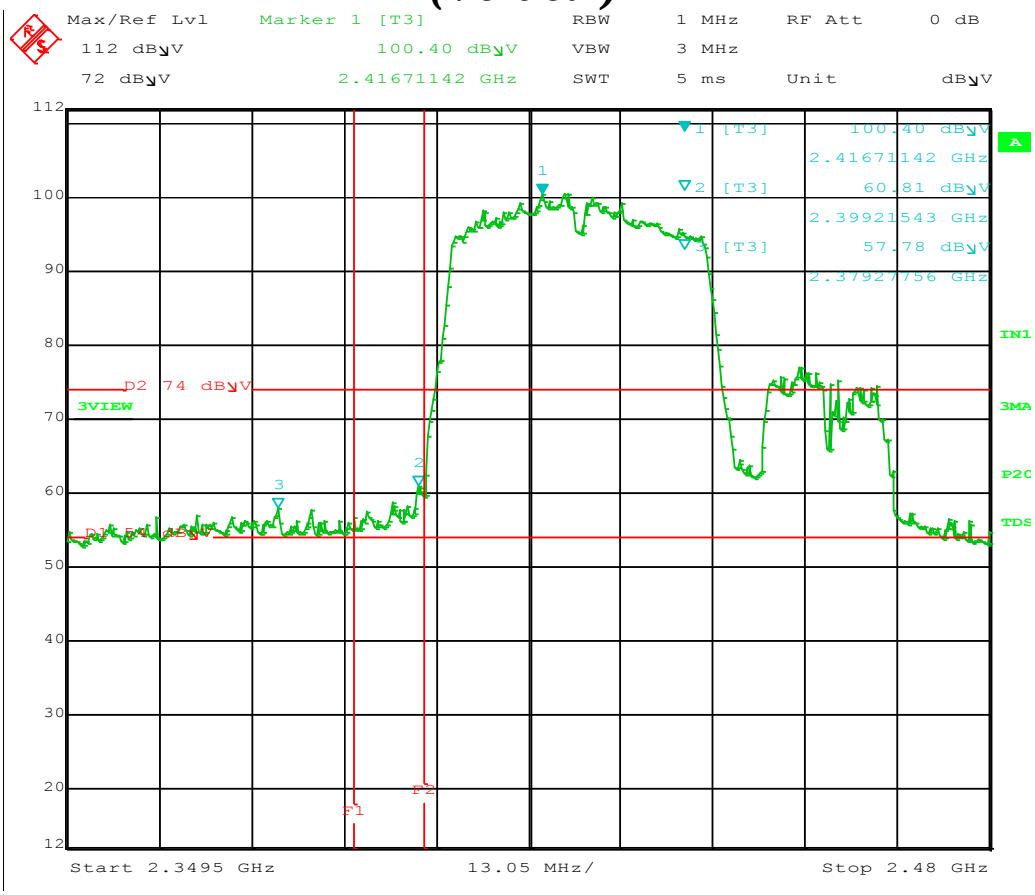

UPPER BAND EDGE (Horizontal)

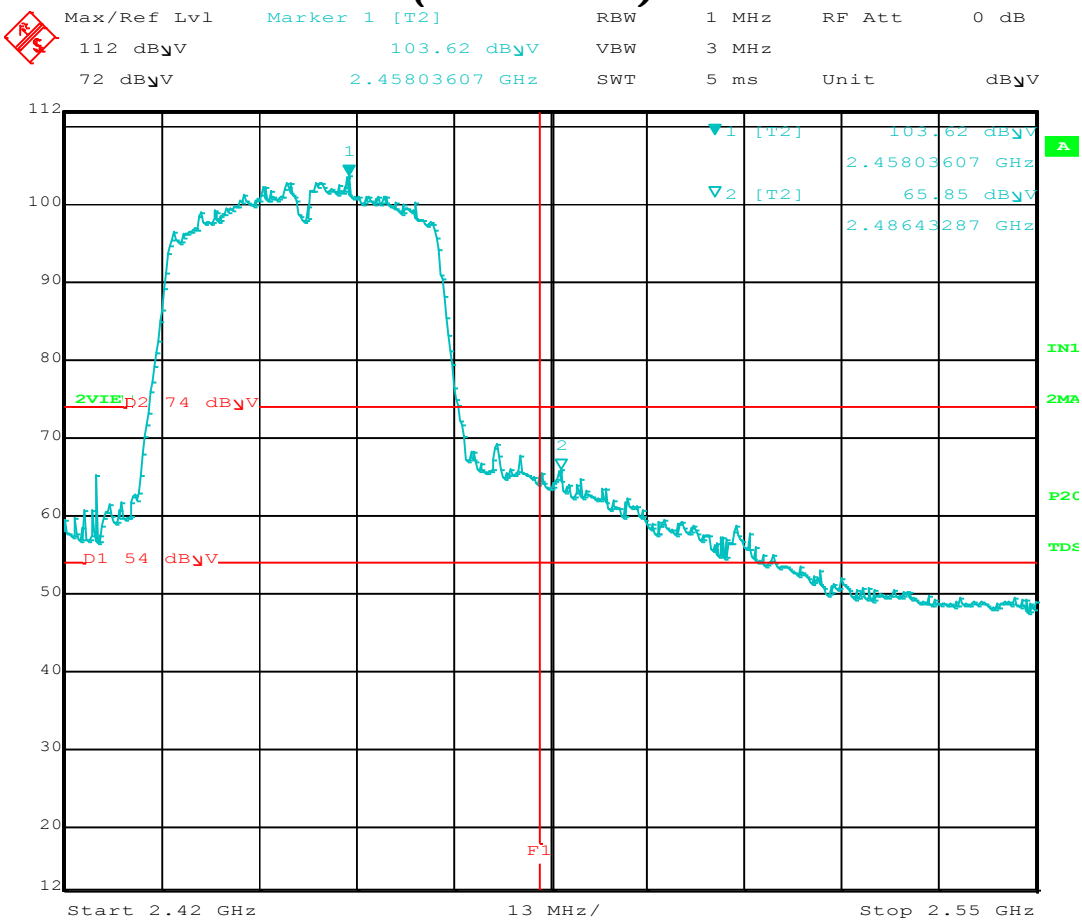

UPPER BAND EDGE
(Vertical)

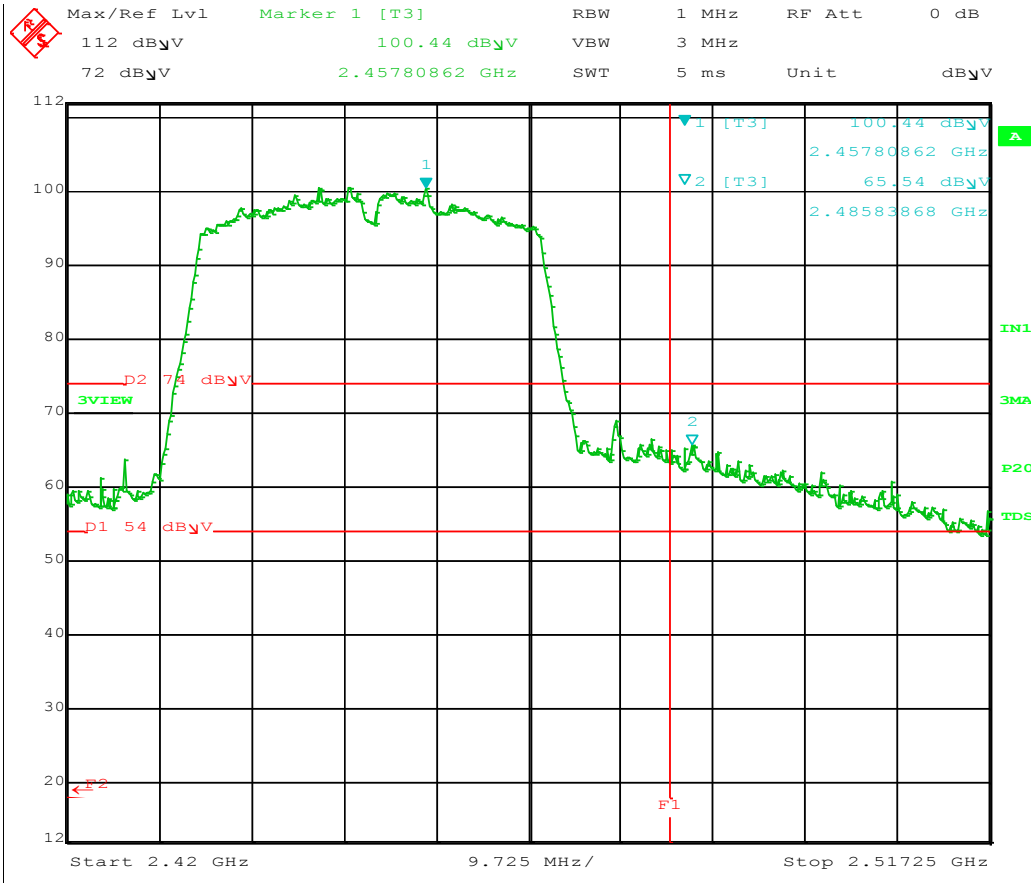

OCCUPIED BANDWIDTH

802.11b

ANTENNA 1

IC BANDWIDTH

FCC 15.247

Company:	Phyn LLC	Date:	10/26/2017
EUT:	Leak Detector	Lab:	P
Model:	PHYPF001	Test ENG:	Jorge Reyes
Mode:	802.11b		
Antenna:	1		

Compatible Electronics, Inc. FAC-3 (Lab P)

Freq. (MHz)	Measured BW (MHz)	Comments
2412	12985.97	99%
2437	13046.09	99%
2462	13106.21	99%

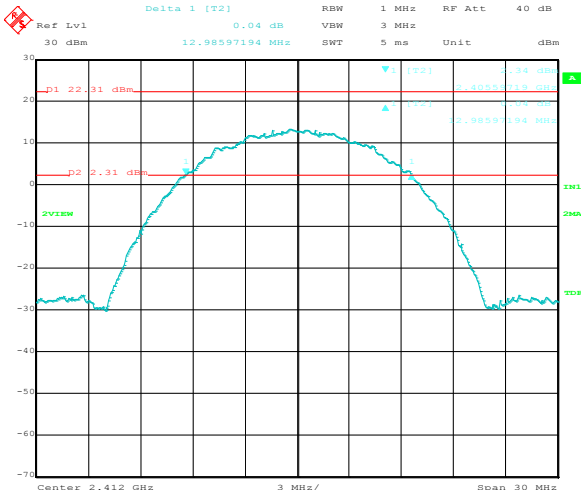

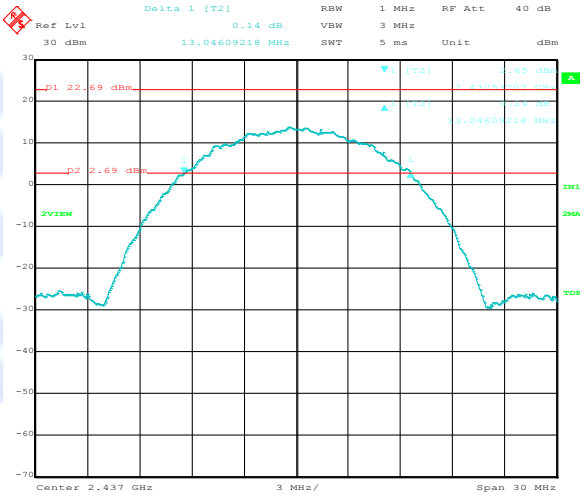

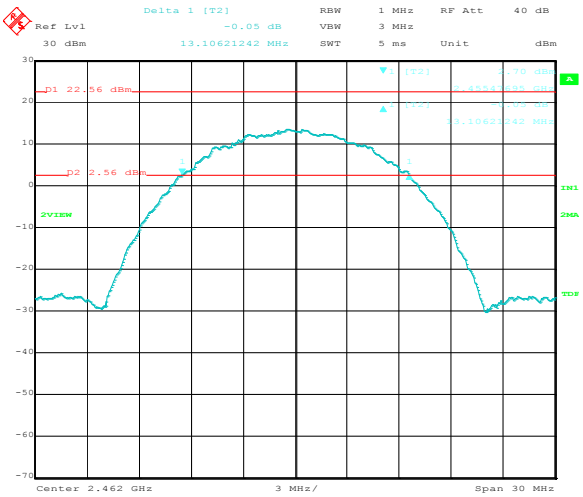

OCCUPIED BANDWIDTH

802.11b

ANTENNA 2

IC BANDWIDTH

FCC 15.247

Company:	Phyn LLC	Date:	10/26/2017
EUT:	Leak Detector	Lab:	P
Model:	PHYPF001	Test ENG:	Jorge Reyes
Mode:	802.11b		
Antenna:	2		

Compatible Electronics, Inc. FAC-3 (Lab P)

Freq. (MHz)	Measured BW (MHz)	Comments
2412	12985.97	99%
2437	13046.09	99%
2462	13046.09	99%

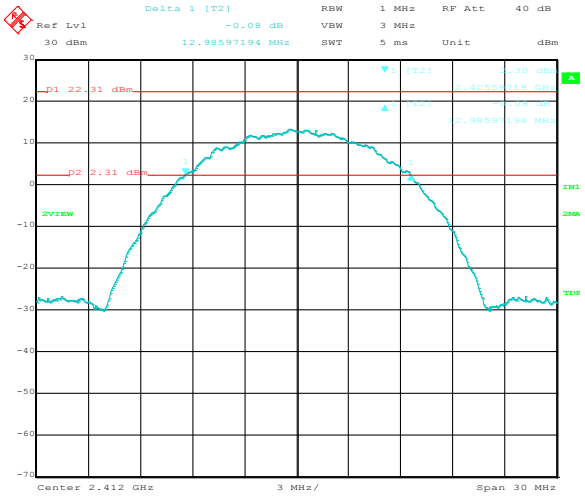

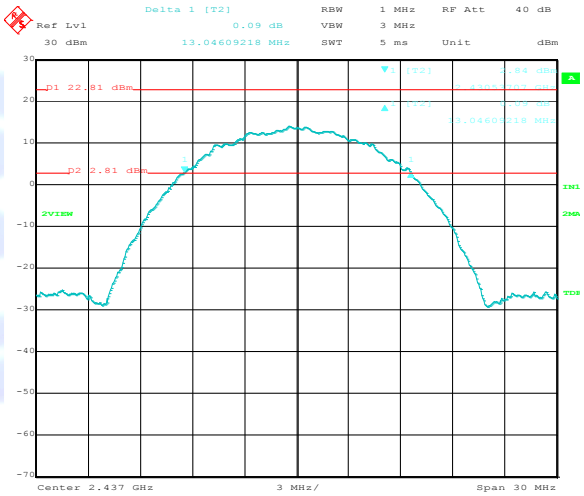

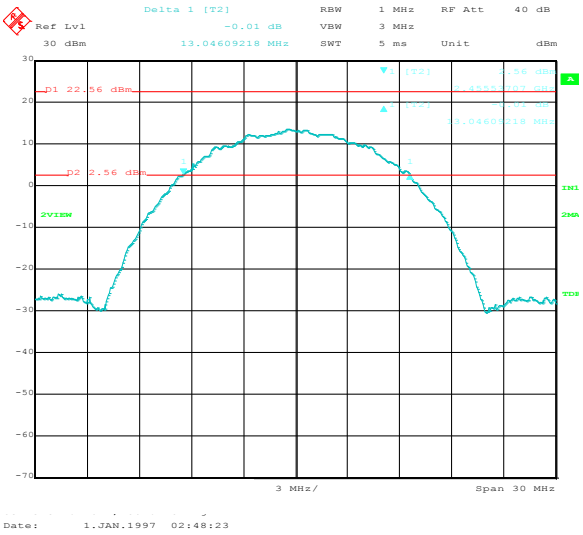

OCCUPIED BANDWIDTH

802.11g

ANTENNA 1

IC BANDWIDTH

FCC 15.247

Company:	Phyn LLC	Date:	10/26/2017
EUT:	Leak Detector	Lab:	P
Model:	PHYPF001	Test ENG:	Jorge Reyes
Mode:	802.11g		
Antenna:	1		

Compatible Electronics, Inc. FAC-3 (Lab P)

Freq. (MHz)	Measured BW (MHz)	Comments
2412	15270.54	99%
2437	15631.26	99%
2462	15390.78	99%

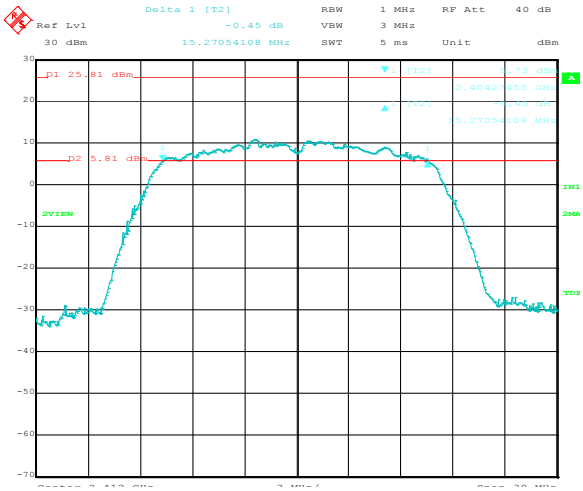

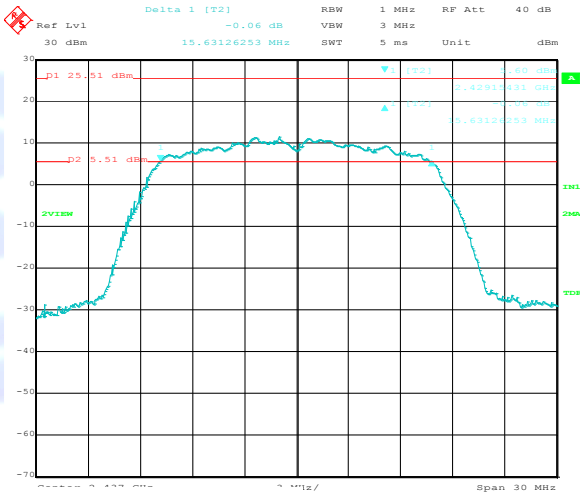

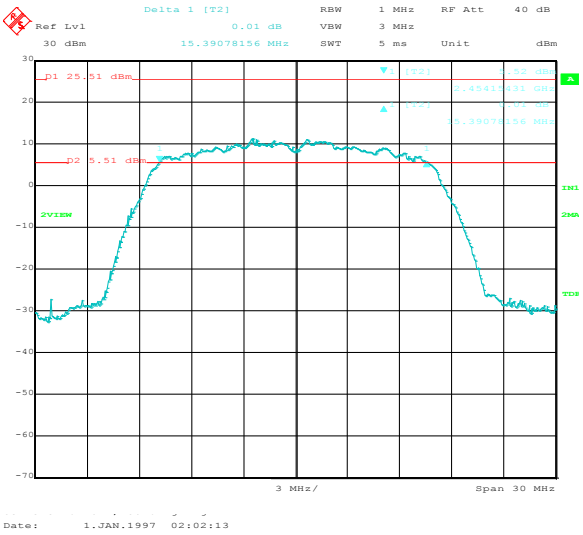

OCCUPIED BANDWIDTH

802.11g

ANTENNA 2

IC BANDWIDTH

FCC 15.247

Company:	Phyn LLC	Date:	10/26/2017
EUT:	Leak Detector	Lab:	P
Model:	PHYPF001	Test ENG:	Jorge Reyes
Mode:	802.11g		
Antenna:	2		

Compatible Electronics, Inc. FAC-3 (Lab P)

Freq. (MHz)	Measured BW (MHz)	Comments
2412	15270.54	99%
2437	15691.38	99%
2462	15751.50	99%

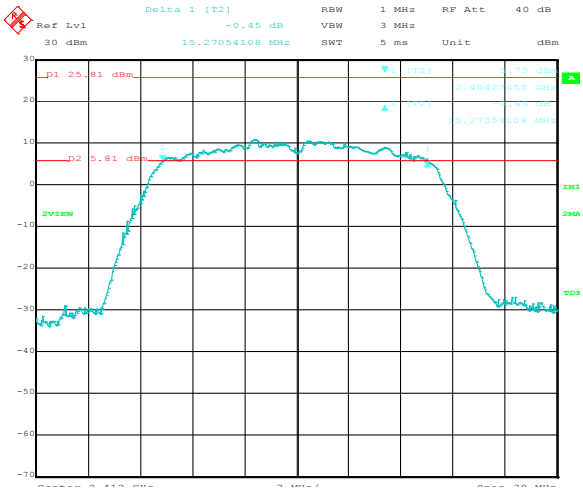

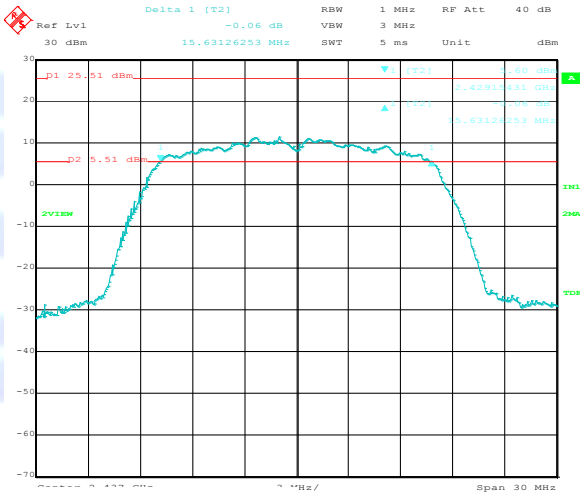

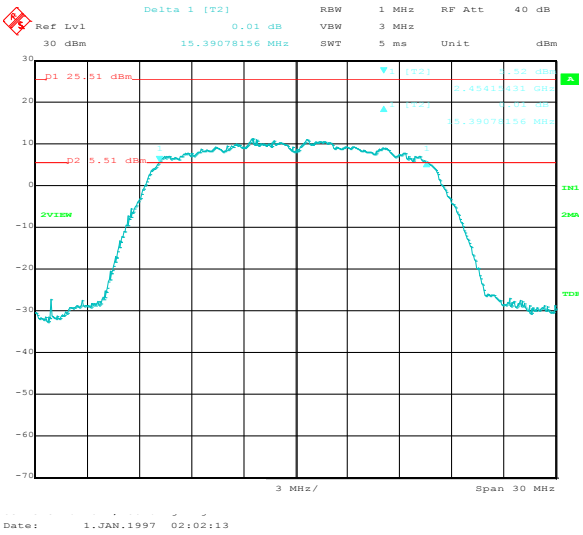

OCCUPIED BANDWIDTH

802.11n (20 MHz)

ANTENNA 1

IC BANDWIDTH

FCC 15.247

Company:	Phyn LLC	Date:	10/26/2017
EUT:	Leak Detector	Lab:	P
Model:	PHYPF001	Test ENG:	Jorge Reyes
Mode:	802.11n		
Antenna:	1		

Compatible Electronics, Inc. FAC-3 (Lab P)

Freq. (MHz)	Measured BW (MHz)	Comments
2412	15931.86	99%
2437	16713.43	99%
2462	16773.55	99%

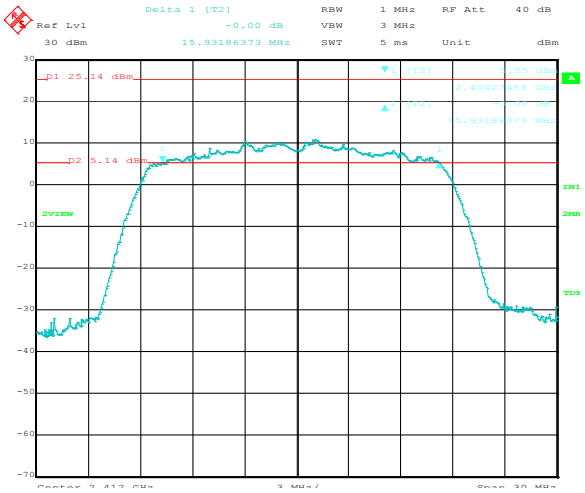

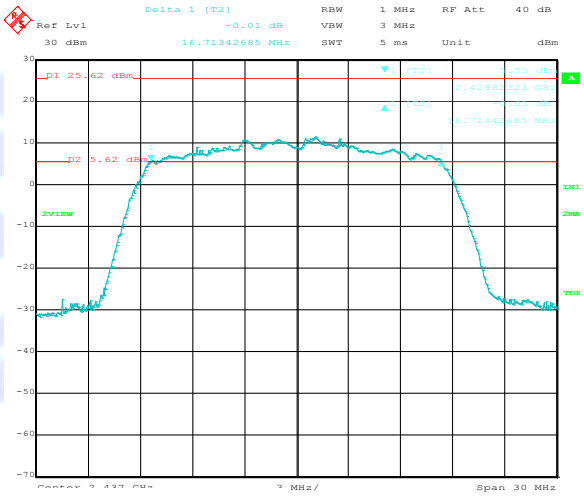

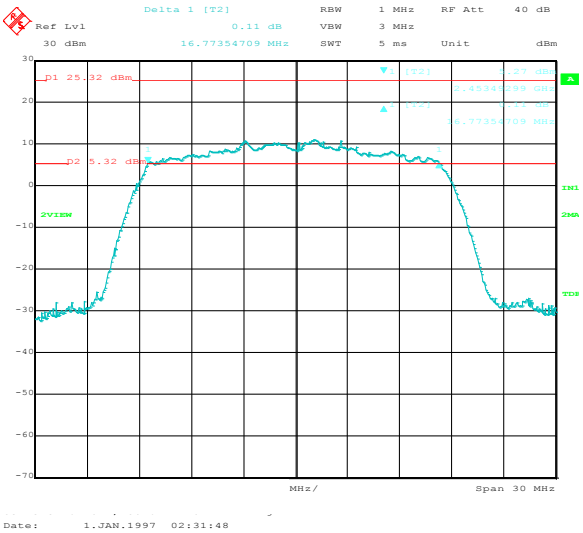

OCCUPIED BANDWIDTH

802.11n (20 MHz)

ANTENNA 2

IC BANDWIDTH

FCC 15.247

Company:	Phyn LLC	Date:	10/26/2017
EUT:	Leak Detector	Lab:	P
Model:	PHYPF001	Test ENG:	Jorge Reyes
Mode:	802.11n		
Antenna:	2		

Compatible Electronics, Inc. FAC-3 (Lab P)

Freq. (MHz)	Measured BW (MHz)	Comments
2412	15811.62	99%
2437	16773.55	99%
2462	16713.43	99%

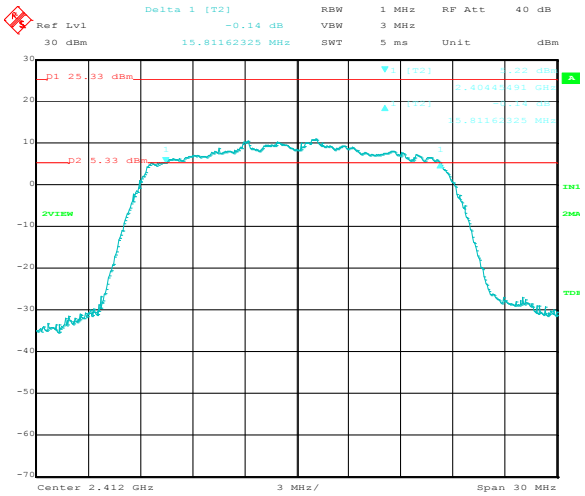

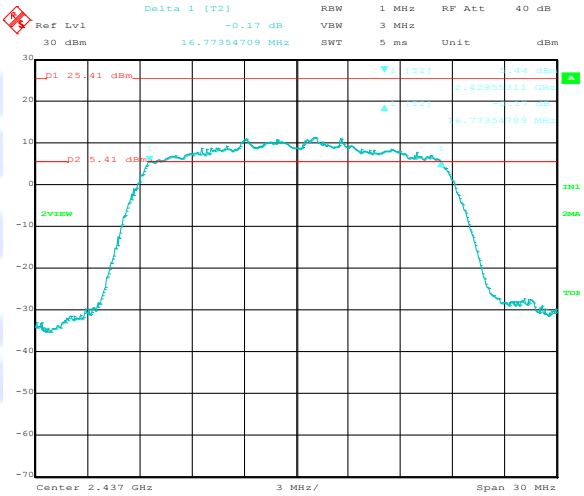

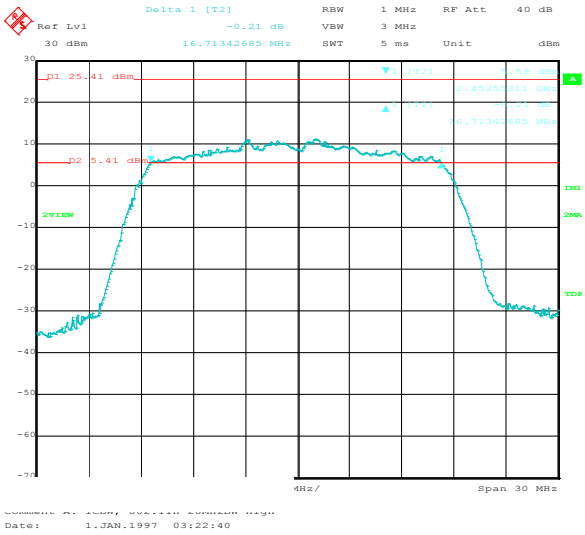

OCCUPIED BANDWIDTH

802.11n (40 MHz)

ANTENNA 1

IC BANDWIDTH

FCC 15.247

Company:	Phyn LLC	Date:	10/26/2017
EUT:	Leak Detector	Lab:	P
Model:	PHYPF001	Test ENG:	Jorge Reyes
Mode:	802.11n		
Antenna:	1		

Compatible Electronics, Inc. FAC-3 (Lab P)

Freq. (MHz)	Measured BW (MHz)	Comments
2422	36553.11	99%
2437	36432.87	99%
2452	36432.87	99%

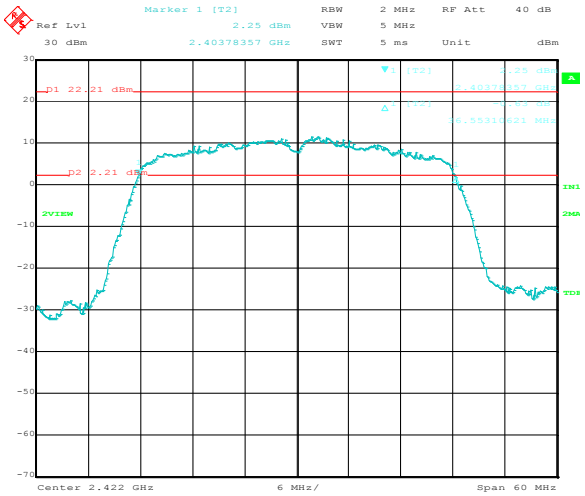

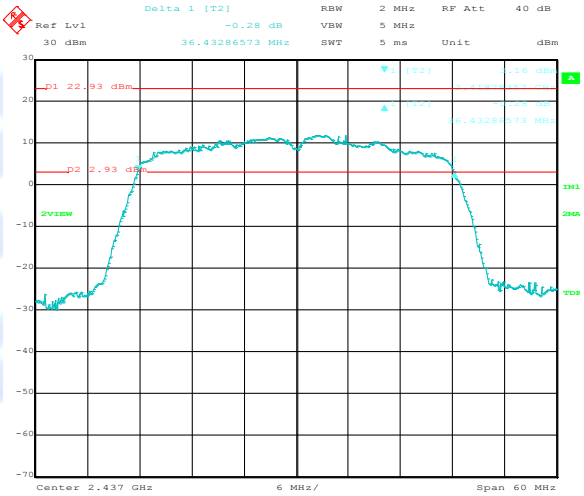

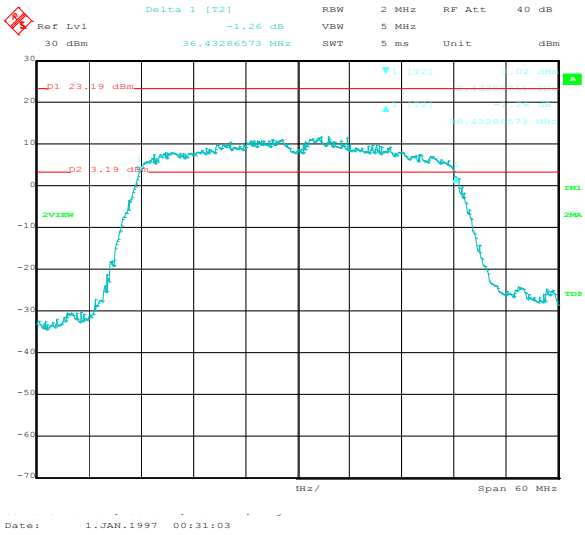

OCCUPIED BANDWIDTH

802.11n (40 MHz)

ANTENNA 2

IC BANDWIDTH

FCC 15.247

Company:	Phyn LLC	Date:	10/26/2017
EUT:	Leak Detector	Lab:	P
Model:	PHYPF001	Test ENG:	Jorge Reyes
Mode:	802.11n		
Antenna:	2		

Compatible Electronics, Inc. FAC-3 (Lab P)

Freq. (MHz)	Measured BW (MHz)	Comments
2422	36432.87	99% Bandwidth
2437	36432.87	99% Bandwidth
2452	36673.35	99% Bandwidth

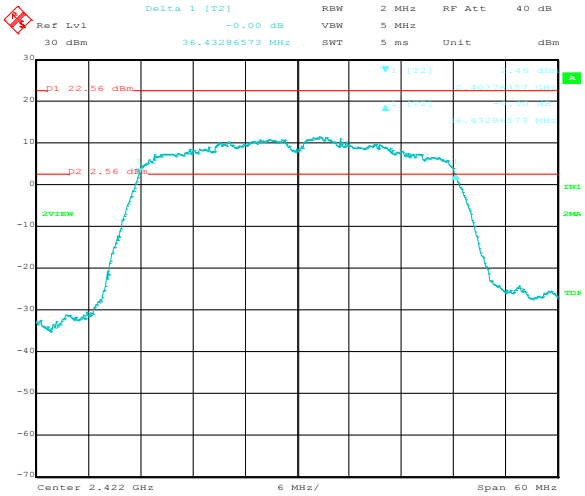

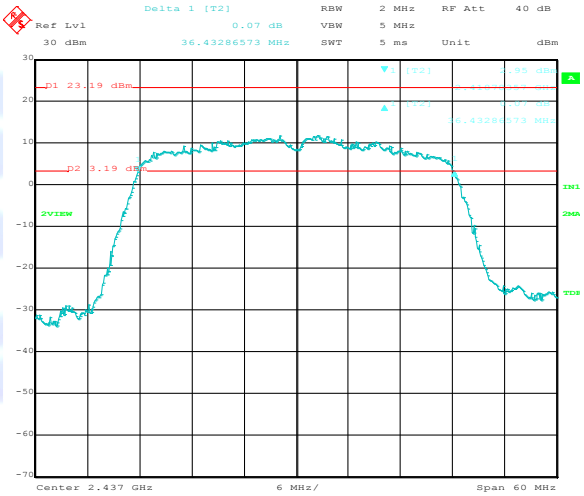

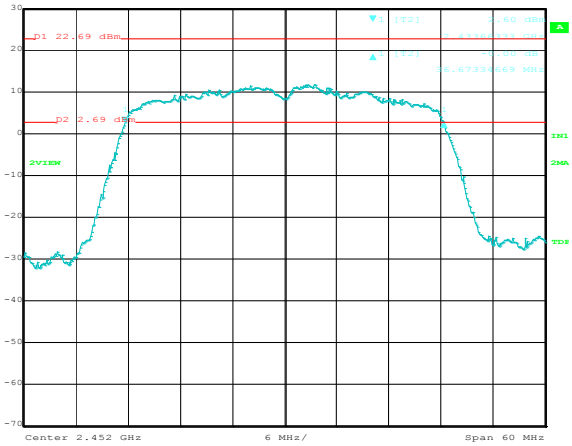

Comment A: ICBW, 802.11n 40MHzBW high