台灯无线充说明书

尺寸: 284(D)*90(H) mm

10W Quick Charge

LED Lamp Wireless Charger

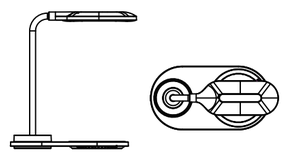

User Manual

CE FC RoHS

Product Introduction

Thanks for purchasing our product quick charge LED lamp wireless charger. It adopts high-end quick charge IC ,with its luxury and compact design, it can be compatible with any mobile phones with QI standard. it can perfectly compatible with Sam sung, Apple fast charge wireless function , to save more time effectively and improve your charging experience.

Product Outline

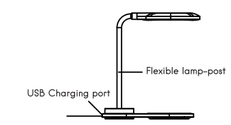

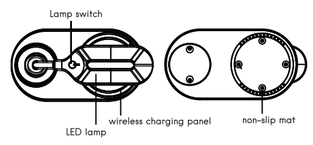

Applicable Devices

1. Devices with built-in quick charge/normal charge wireless receiver (Samsung Note 8 , iPHONE 8 , etc)
2. Devices with outerface wireless charging receiver (Samsung Galaxy S3, S4, S5 ,Note 3, Note 4, HUAWEI, LENOVO,XIAOMI , etc.)
3. Devices with wireless charging receiver in its protection case iPhone 5/5s, iPhone 6, iPhone6p, etc.)

Note: All devices must be Qi standard.

Instructions

1. Connect wireless charger with AC source by power adapter, wireless charger turn on, indicator shows green color in 3 seconds and go into blue color in 15 secondsfor standby mode.

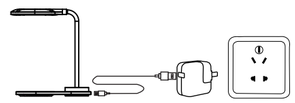

2. Put your phones onto the wireless charging area, phones starts to charge and indicator shows flashing blue color, once phones are full chargered , blue indicator will keep lighting on.

3. Light touch lamp switch, the lamp will lighting on, the lamp has 3 types of lighting mode, strong warm light, cold light, subdued light, then touch 1 more time to turn off.

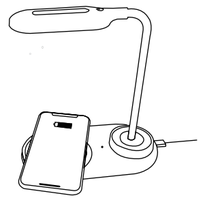

Specifications

Model No.: HT-12
Input voltage: 5V2A 9V1.67A
Charging efficiency: 70%-80%
Input power : 18W max.
Output power: 10W
Dimension: 115*115*10mm

Standard Accessories

1* LED Lamp Wireless Charger
1* User Manual
1* USB Cable

Attention

1. Please keep the charger away from water or other liquid.
2. If you need to lean the charger, please make sure it is power off.
3. Using Environment tempeature remain 1-45℃ degree.

FCC Caution:

This device complies with part 15 of the FCC Rules. Operation is subject to the following two conditions: (1) This device may not cause harmful interference, and (2) this device must accept any interference received, including interference that may cause undesired operation.

Any Changes or modifications not expressly approved by the party responsible for compliance could void the user's authority to operate the equipment.

Note: This equipment has been tested and found to comply with the limits for a Class B digital device, pursuant to part 15 of the FCC Rules. These limits are designed to provide reasonable protection against harmful interference in a residential installation. This equipment generates uses and can radiate radio frequency energy and, if not installed and used in accordance with the instructions, may cause harmful interference to radio communications. However, there is no guarantee that interference will not occur in a particular installation. If this equipment does cause harmful interference to radio or television reception, which can be determined by turning the equipment off and on, the user is encouraged to try to correct the interference by one or more of the following measures:

-Reorient or relocate the receiving antenna.

-Increase the separation between the equipment and receiver.

-Connect the equipment into an outlet on a circuit different from that to which the receiver is connected.

-Consult the dealer or an experienced radio/TV technician for help.

This equipment complies with FCC radiation exposure limits set forth for an uncontrolled environment.

Radiation Exposure Statement

This equipment complies with Canada radiation exposure limits set forth for an uncontrolled environment. This equipment should be installed and operated with minimum distance 20cm between the radiator & your body.

Déclaration d'exposition aux radiations

Cet équipement est conforme Canada limites d'exposition aux radiations dans un environnement non contrôlé. Cet équipement doit être installé et utilisé à distance minimum de 20cm entre le radiateur et votre corps.