Out-of-Band Emissions	
Channel 11 (2462MHz)	
Reference point	Spurious Emission (30MHz – 1GHz)
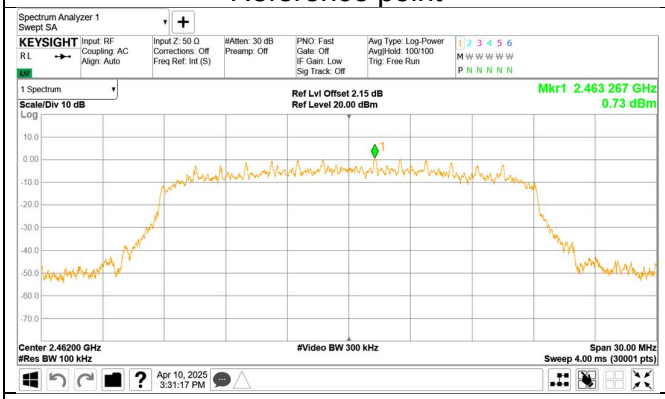	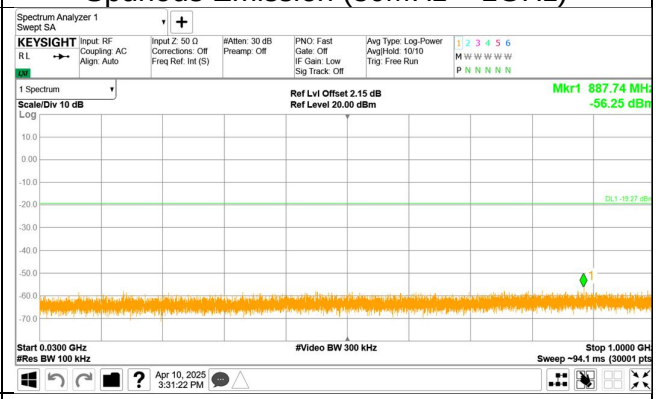
Spurious Emission (1GHz –5GHz)	Spurious Emission (5GHz –26.5GHz)
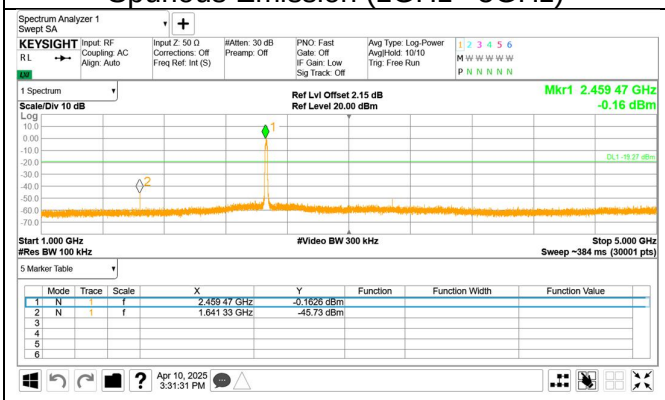	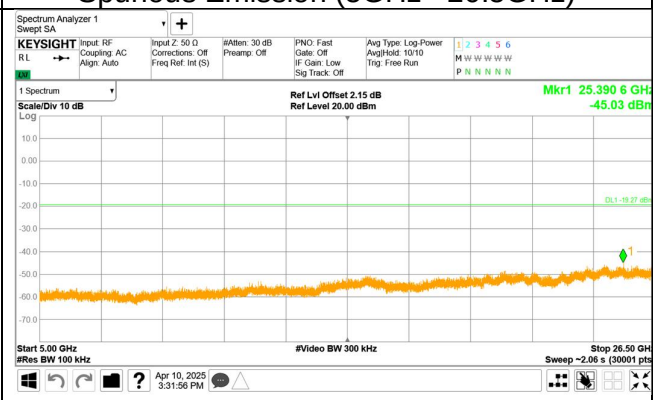

10.6 Band edge

Test Method

1. The RF output of EUT was connected to the spectrum analyzer by RF cable. The path loss was compensated to the results for each measurement.
2. Set to the maximum power setting, the instrument center frequency is set to the nominal EUT channel center frequency enable the EUT transmit continuously.
3. Use the following spectrum analyzer settings:
   Span = wide enough to capture the peak level of the in-band emission and all spurious
   RBW = 100 kHz, VBW≥3RBW, Sweep = auto, Detector function = peak, Trace = max hold
4. Allow the trace to stabilize, use the peak and delta measurement to record the result.
5. The level displayed must comply with the limit specified in this Section.
6. Repeat above procedures until all frequencies measured were complete and submit all the plots.

Limit

In any 100 kHz bandwidth outside the frequency band in which the spread spectrum or digitally modulated device is operating, the RF power that is produced shall be at least 20 dB below that in the 100 kHz bandwidth within the band that contains the highest level of the desired power, based on either an RF conducted or a radiated measurement, provided that the transmitter demonstrates compliance with the peak conducted power limits. If the transmitter complies with the conducted power limits based on the use of RMS averaging over a time interval, as permitted under § 15.247(b)(3), the attenuation required shall be 30 dB instead of 20 dB.

Test result

Band Edge NVNT b DSSS 2412MHz Ant1 Ref

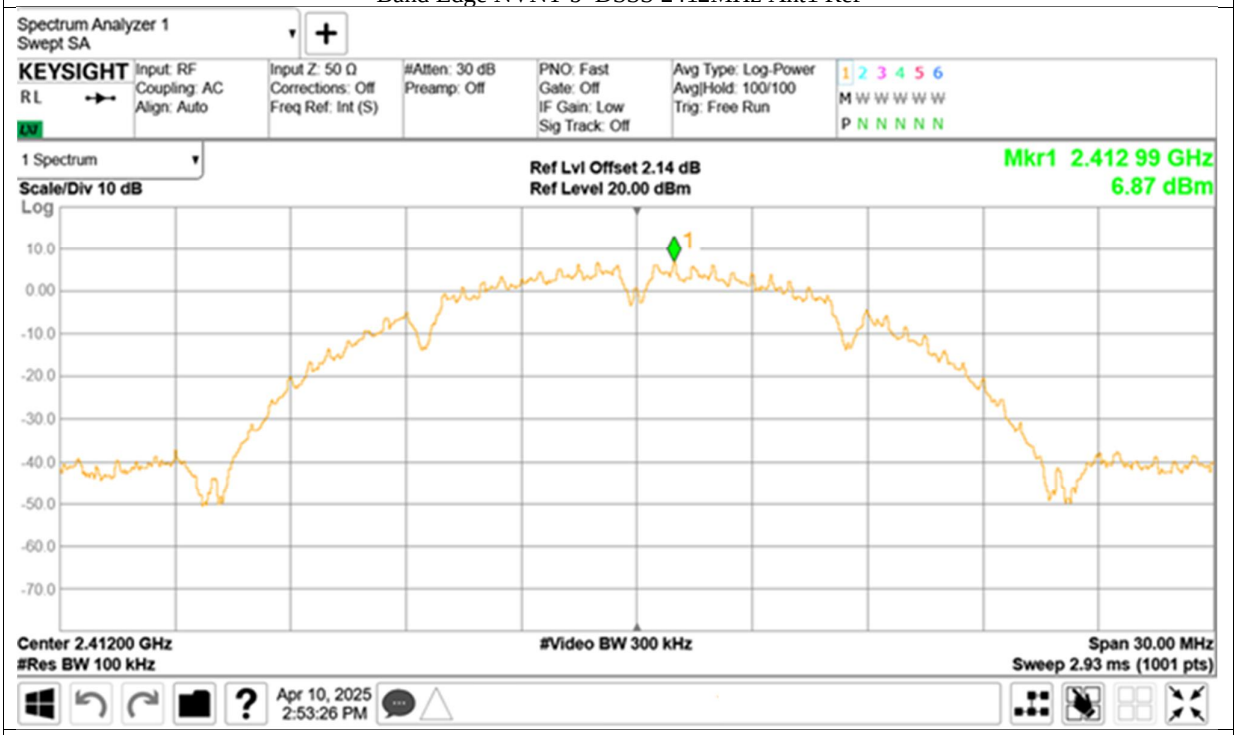

Band Edge NVNT b DSSS 2412MHz Ant1 Emission

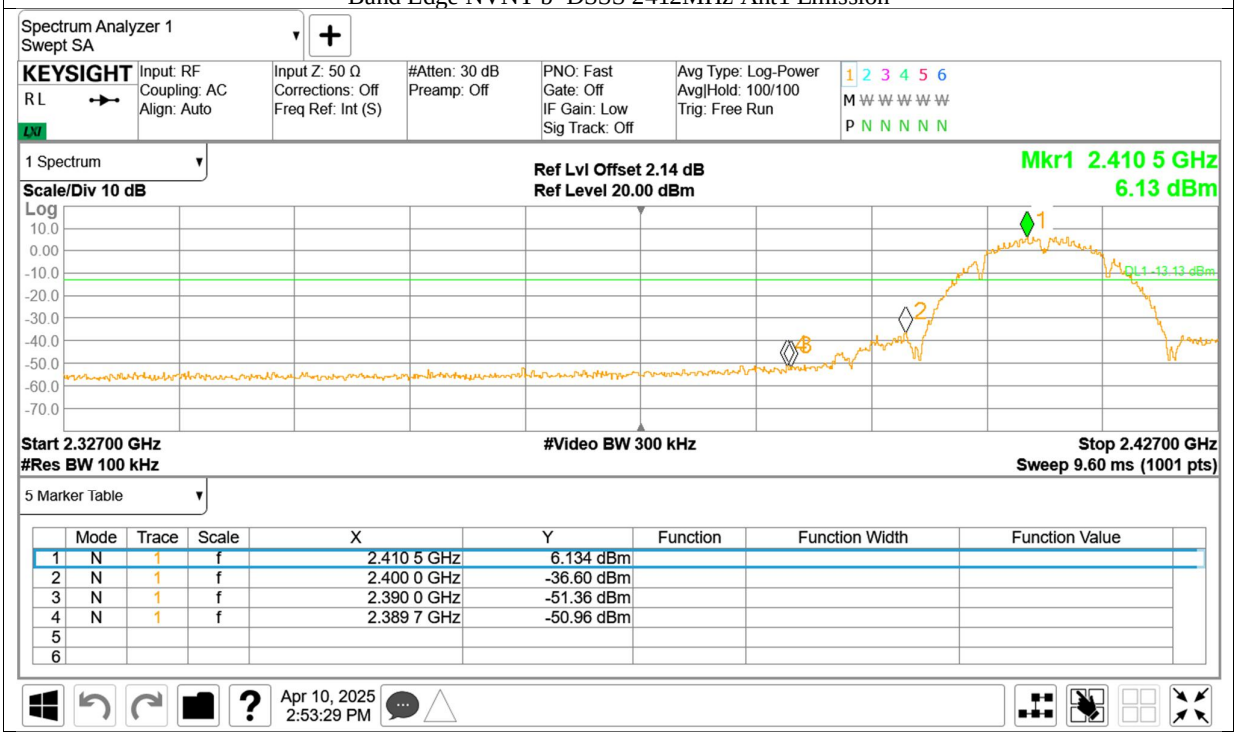

	Mode	Trace	Scale	X	Y	Function	Function Width	Function Value
1	N	1	f	2.410 5 GHz	6.134 dBm			
2	N	1	f	2.400 0 GHz	-36.60 dBm			
3	N	1	f	2.390 0 GHz	-51.36 dBm			
4	N	1	f	2.389 7 GHz	-50.96 dBm			
5								
6								

Band Edge NVNT b DSSS 2462MHz Ant1 Ref

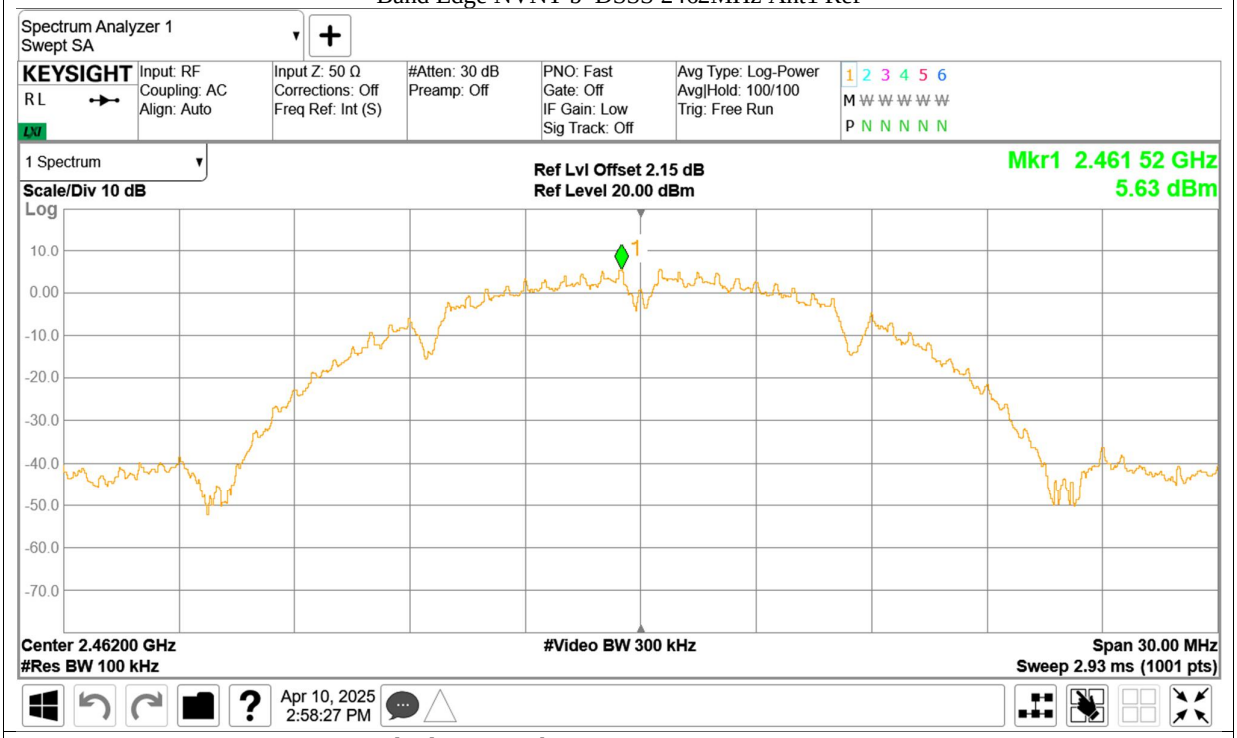

Band Edge NVNT b DSSS 2462MHz Ant1 Emission

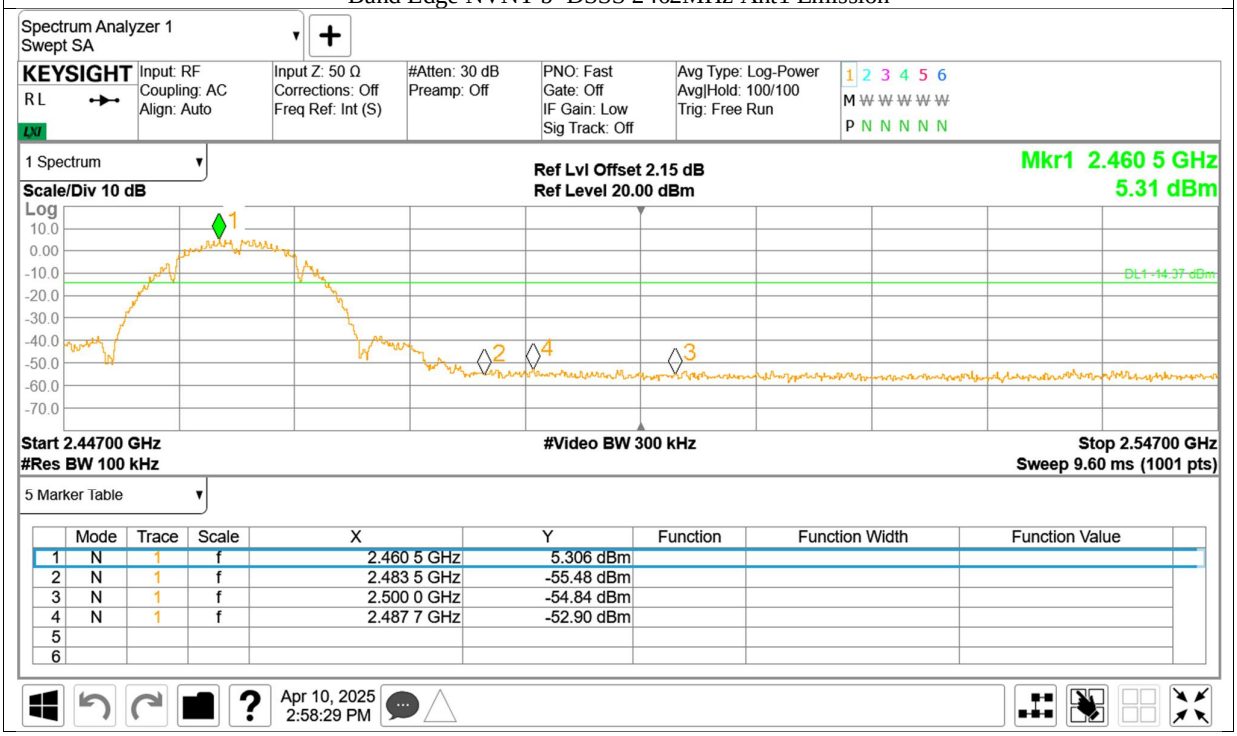

	Mode	Trace	Scale	X	Y	Function	Function Width	Function Value
1	N	1	f	2.460 5 GHz	5.306 dBm			
2	N	1	f	2.483 5 GHz	-55.48 dBm			
3	N	1	f	2.500 0 GHz	-54.84 dBm			
4	N	1	f	2.487 7 GHz	-52.90 dBm			
5								
6								

Band Edge NVNT b CCK 2412MHz Ant1 Ref

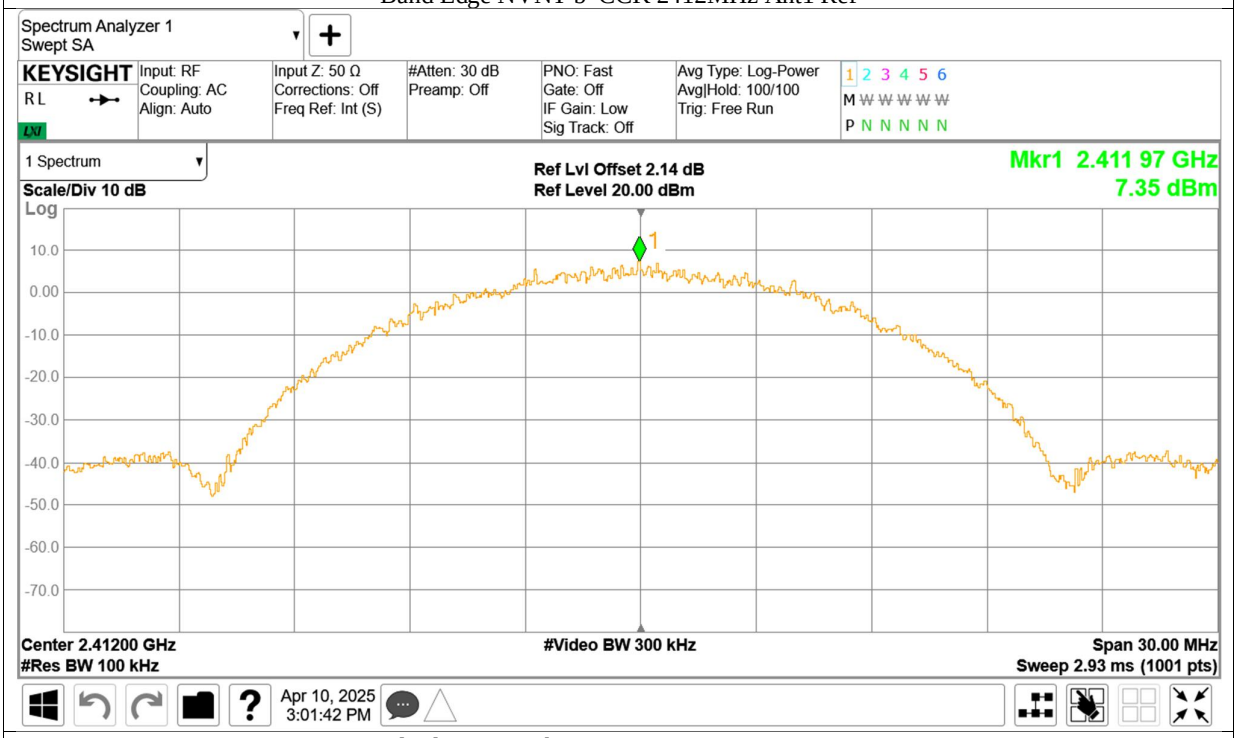

Band Edge NVNT b CCK 2412MHz Ant1 Emission

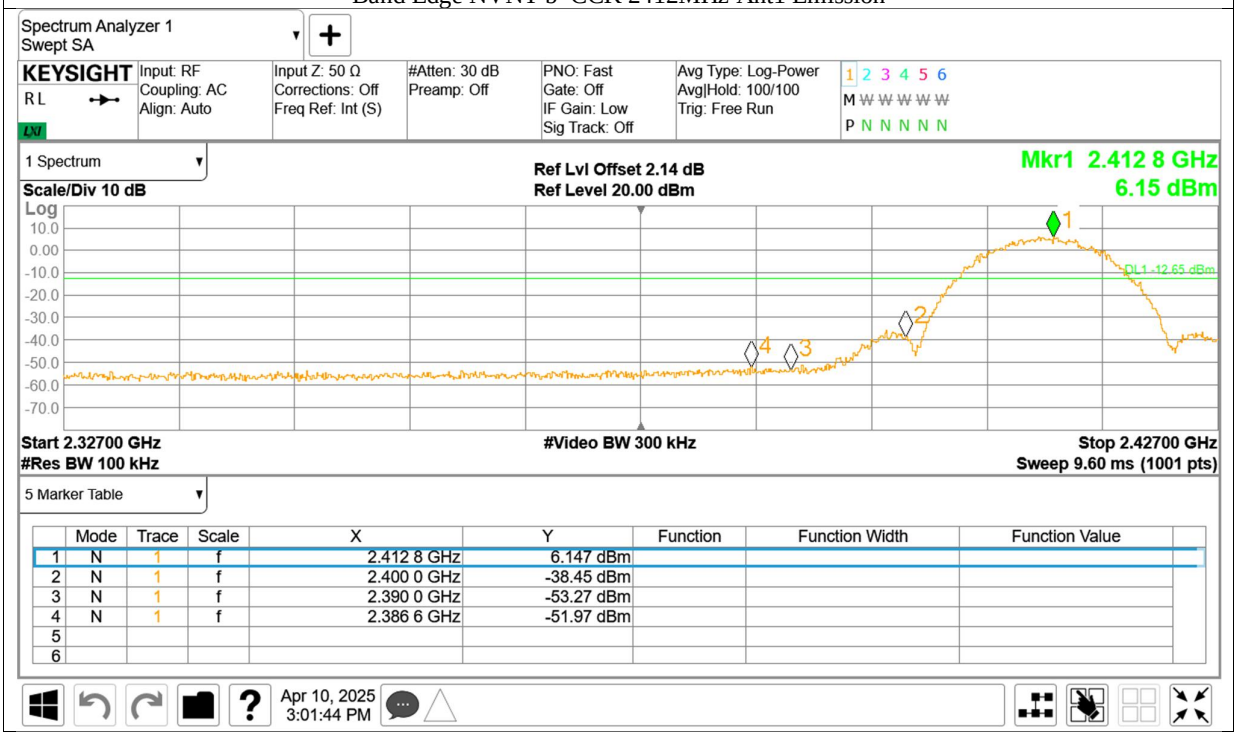

	Mode	Trace	Scale	X	Y	Function	Function Width	Function Value
1	N	1	f	2.412 8 GHz	6.147 dBm			
2	N	1	f	2.400 0 GHz	-38.45 dBm			
3	N	1	f	2.390 0 GHz	-53.27 dBm			
4	N	1	f	2.386 6 GHz	-51.97 dBm			
5								
6								

Band Edge NVNT b CCK 2462MHz Ant1 Ref

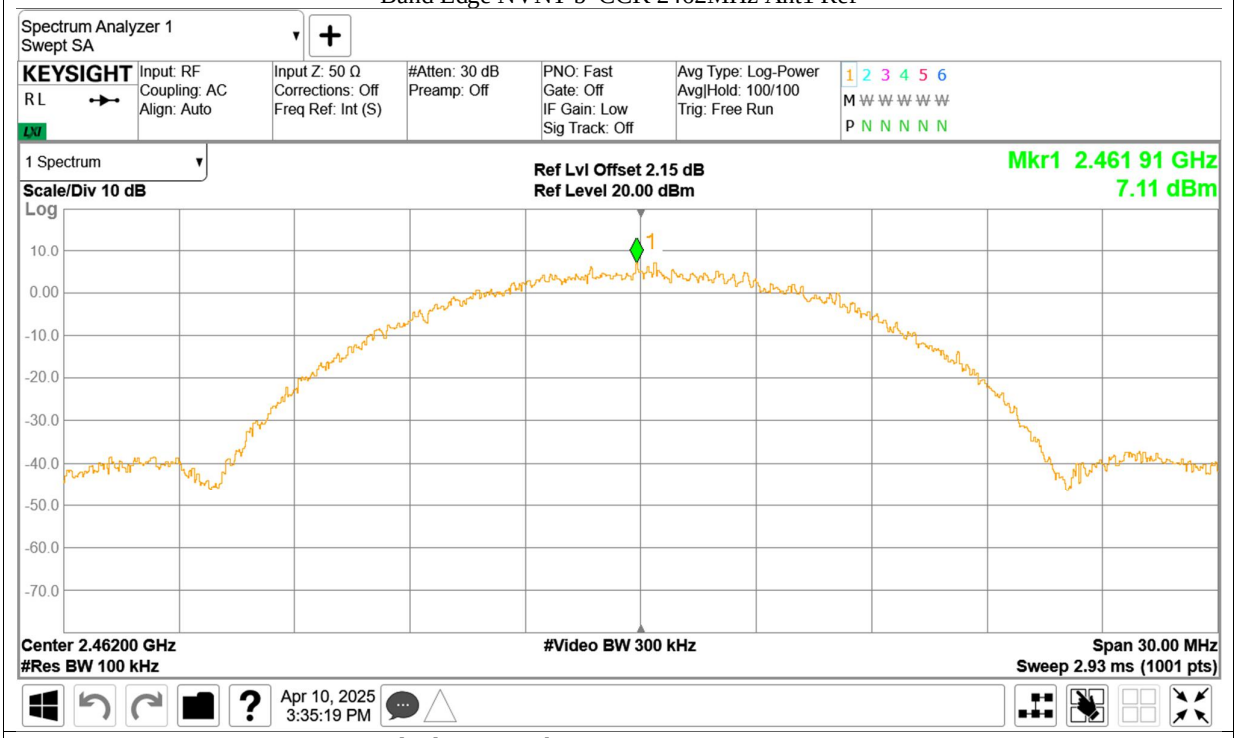

Band Edge NVNT b CCK 2462MHz Ant1 Emission

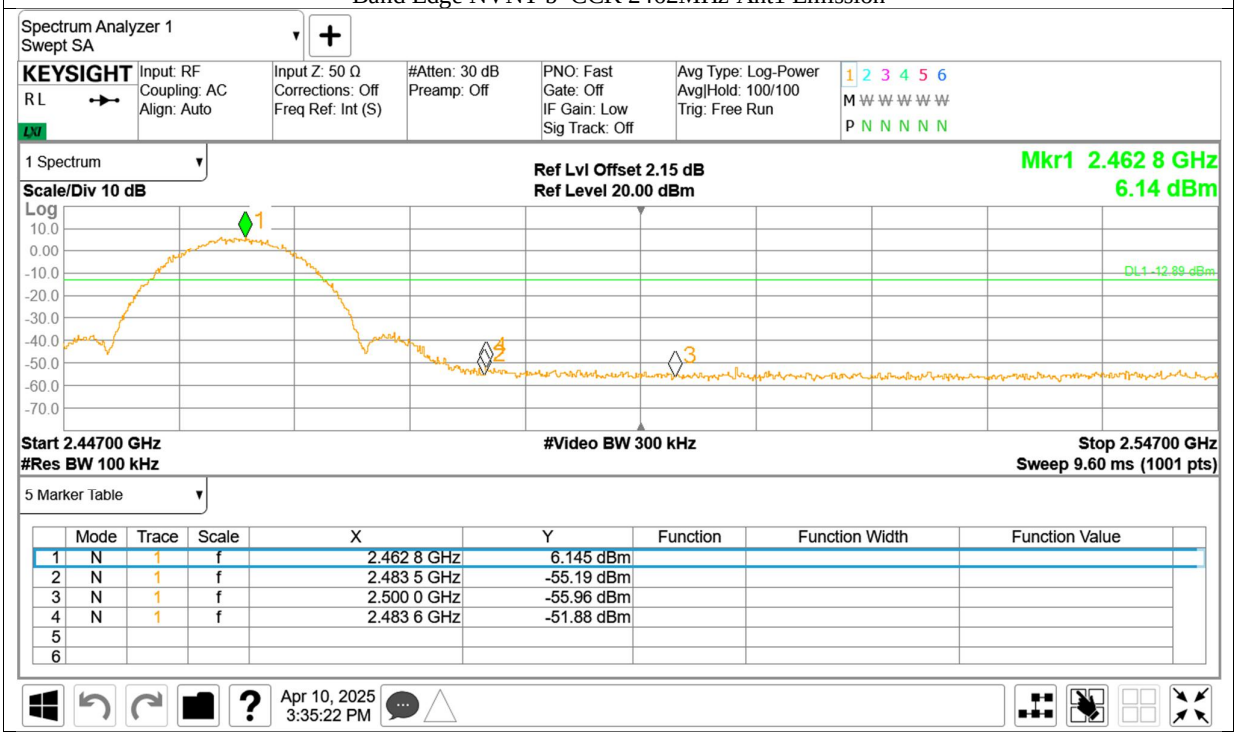

	Mode	Trace	Scale	X	Y	Function	Function Width	Function Value
1	N	1	f	2.462 8 GHz	6.145 dBm			
2	N	1	f	2.483 5 GHz	-55.19 dBm			
3	N	1	f	2.500 0 GHz	-55.96 dBm			
4	N	1	f	2.483 6 GHz	-51.88 dBm			
5								
6								

Test Graphs

Band Edge NVNT g 2412MHz Ant1 Ref

Band Edge NVNT g 2412MHz Ant1 Emission

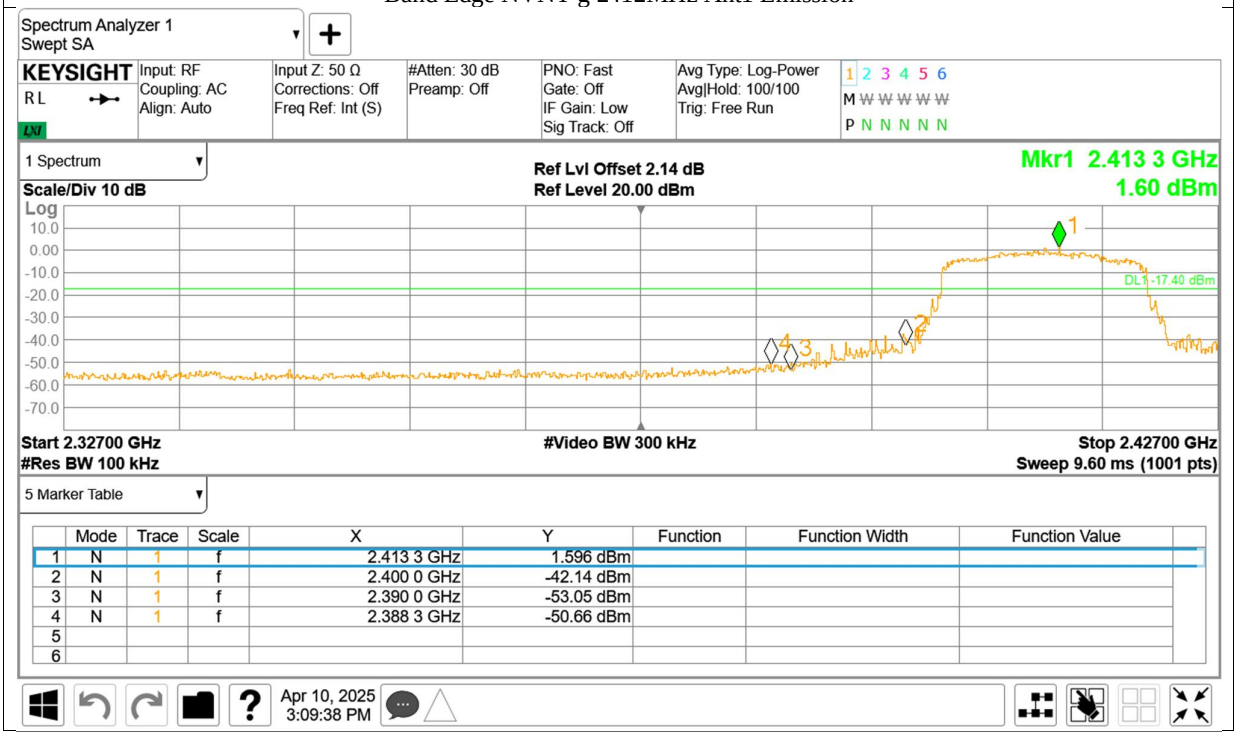

	Mode	Trace	Scale	X	Y	Function	Function Width	Function Value
1	N	1	f	2.413 3 GHz	1.596 dBm			
2	N	1	f	2.400 0 GHz	-42.14 dBm			
3	N	1	f	2.390 0 GHz	-53.05 dBm			
4	N	1	f	2.388 3 GHz	-50.66 dBm			
5								
6								

Band Edge NVNT g 2462MHz Ant1 Ref

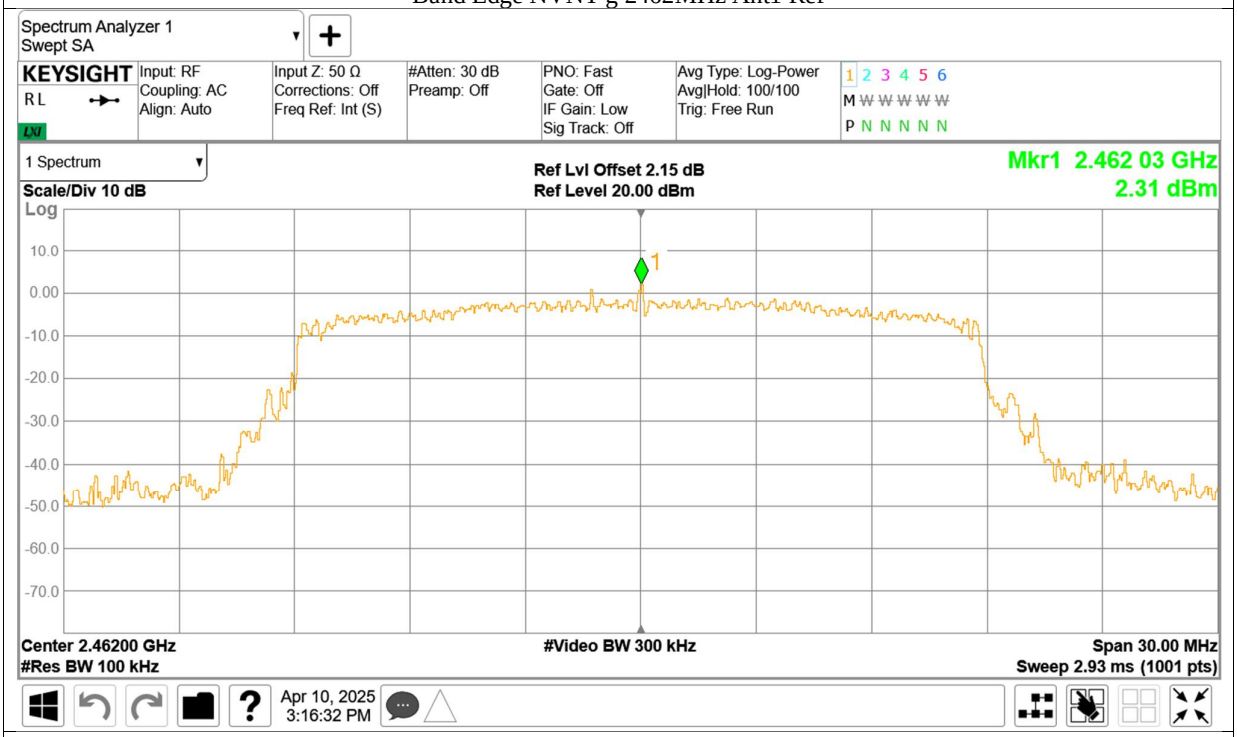

Band Edge NVNT g 2462MHz Ant1 Emission

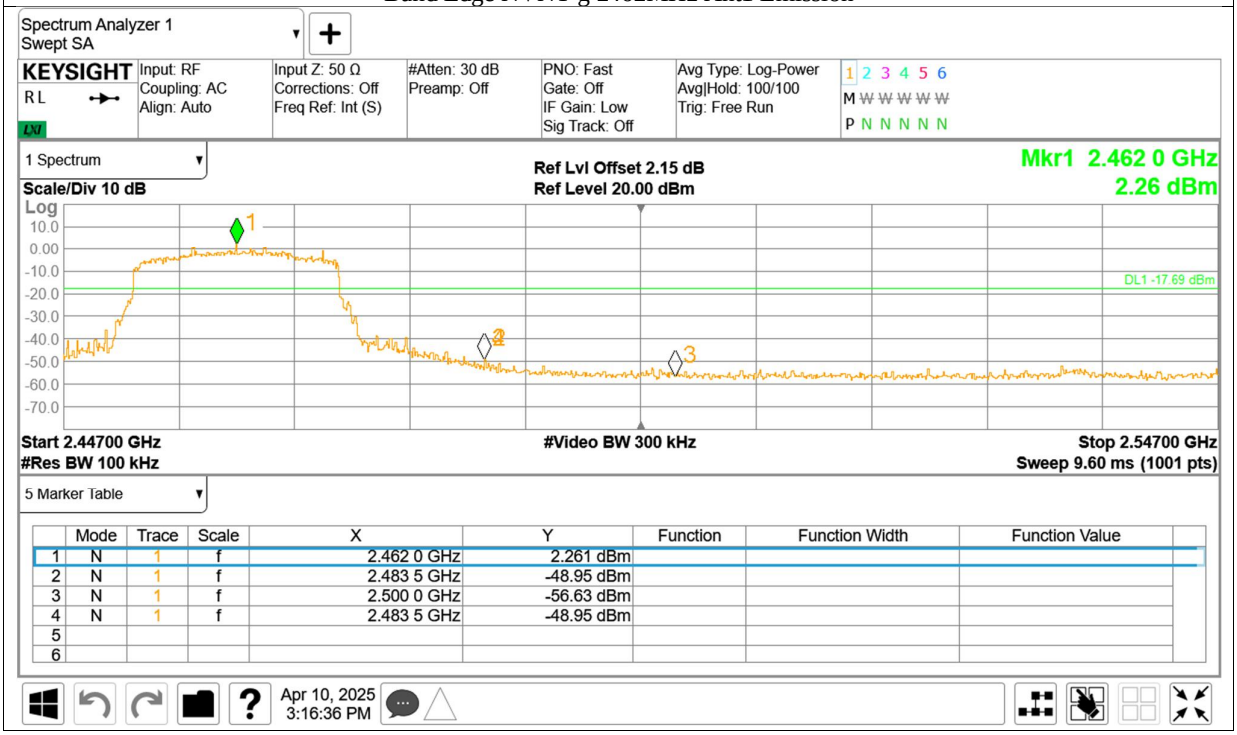

	Mode	Trace	Scale	X	Y	Function	Function Width	Function Value
1	N	1	f	2.462 0 GHz	2.261 dBm			
2	N	1	f	2.483 5 GHz	-48.95 dBm			
3	N	1	f	2.500 0 GHz	-56.63 dBm			
4	N	1	f	2.483 5 GHz	-48.95 dBm			
5								
6								

Band Edge NVNT n20 2412MHz Ant1 Ref

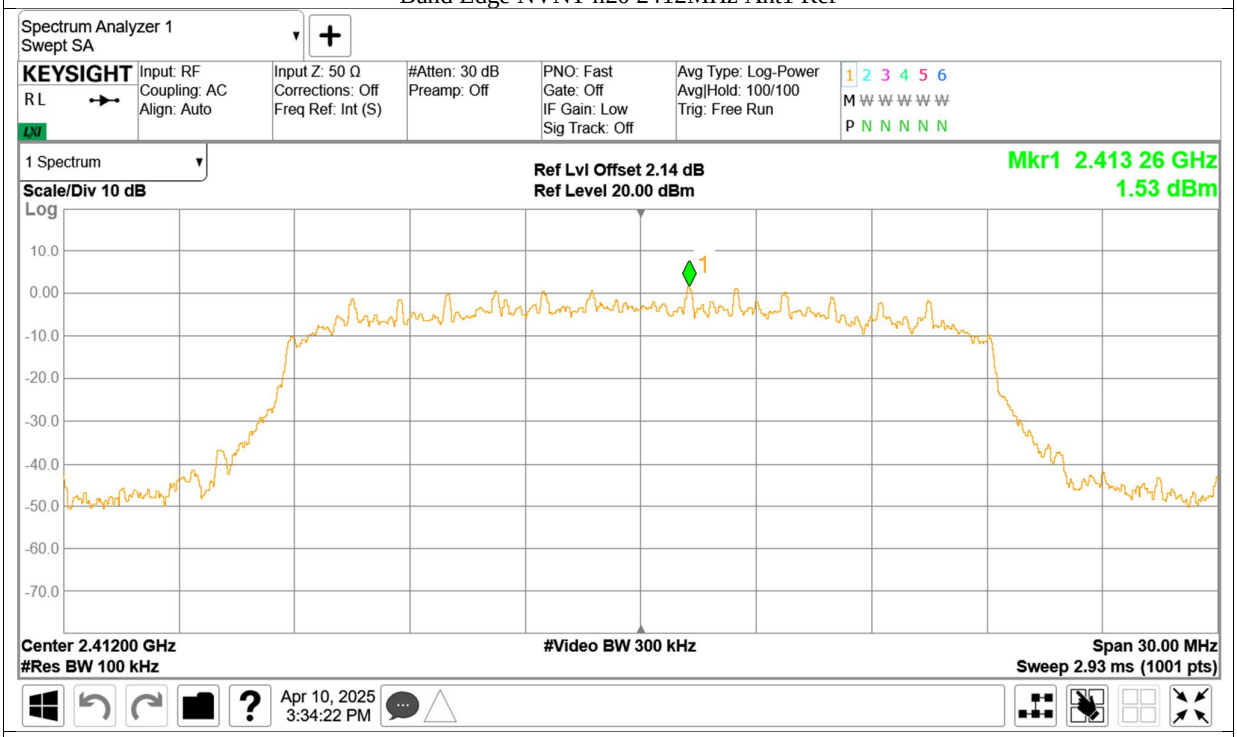

Band Edge NVNT n20 2412MHz Ant1 Emission

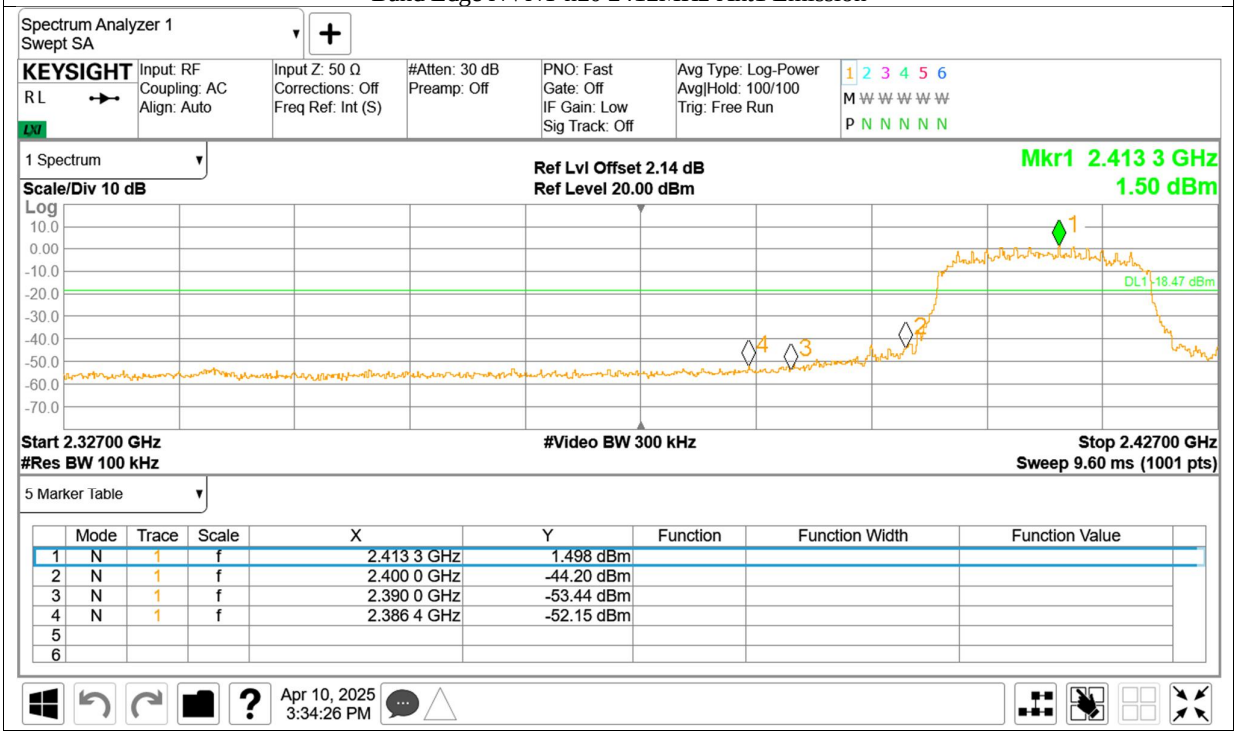

	Mode	Trace	Scale	X	Y	Function	Function Width	Function Value
1	N	1	f	2.413 3 GHz	1.498 dBm			
2	N	1	f	2.400 0 GHz	-44.20 dBm			
3	N	1	f	2.390 0 GHz	-53.44 dBm			
4	N	1	f	2.386 4 GHz	-52.15 dBm			
5								
6								

Band Edge NVNT n20 2462MHz Ant1 Ref

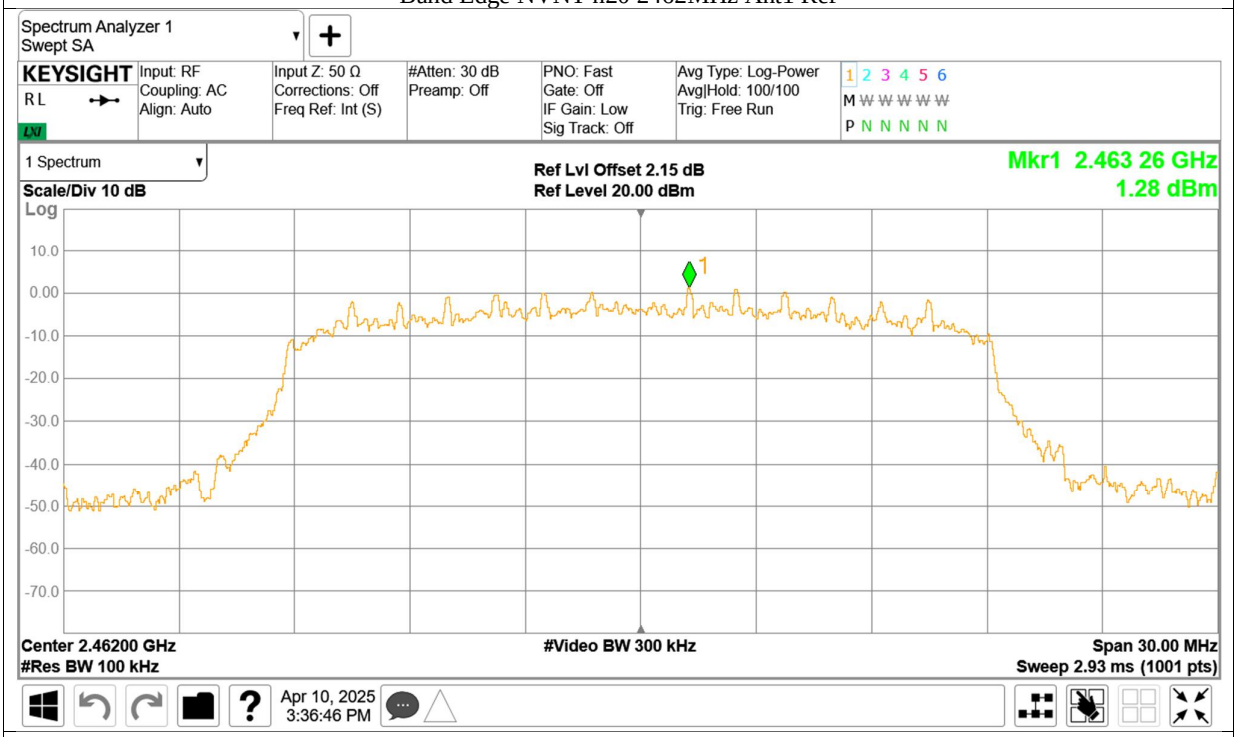

Band Edge NVNT n20 2462MHz Ant1 Emission

	Mode	Trace	Scale	X	Y	Function	Function Width	Function Value
1	N	1	f	2.463 3 GHz	1.280 dBm			
2	N	1	f	2.483 5 GHz	-52.64 dBm			
3	N	1	f	2.500 0 GHz	-56.43 dBm			
4	N	1	f	2.483 6 GHz	-52.11 dBm			
5								
6								

10.7 Spurious radiated emissions for transmitter

Test Method

1. The EUT was place on a turn table which is 1.5m above ground plane for above 1GHz and 0.8m above ground for below 1GHz at 3 meter chamber room for test. The table was rotated 360 degrees to determine the position of the highest radiation.
2. The EUT was set 3 meters away from the interference – receiving antenna, which was mounted on the top of a variable – height antenna tower.
3. The height of antenna is varied from one meter to four meters above the ground to determine the maximum value of the field strength. Both horizontal and vertical polarizations of the antenna are set to make the measurement.
4. For each suspected emission, the EUT was arranged to its worst case and then the antenna was tuned to heights from 1 meter to 4 meters and the rotatable table was turned from 0 degrees to 360 degrees to find the maximum reading.
5. Use the following spectrum analyzer settings According to C63.10

   1) Procedure for Unwanted Emissions Measurements Below 1000 MHz

   Span = wide enough to capture the peak level of the in-band emission and all spurious
   RBW = 100 kHz to 120kHz, VBW≥RBW for peak measurement, Sweep = auto, Detector function = peak, Trace = max hold.

   2) For Peak unwanted emissions Above 1GHz:

   Span = wide enough to capture the peak level of the in-band emission and all spurious
   RBW = 1MHz, VBW≥RBW for peak measurement, Sweep = auto, Detector function = peak, Trace = max hold.

   Procedures for average unwanted emissions measurements above 1GHz

   a) RBW = 1MHz.
   b) VBW \ [3 × RBW].
   c) Detector = RMS (power averaging), if [span / (# of points in sweep)] \ RBW / 2. Satisfying this condition can require increasing the number of points in the sweep or reducing the span. If the condition is not satisfied, then the detector mode shall be set to peak.
   d) Averaging type = power (i.e., rms) (As an alternative, the detector and averaging type may be set for linear voltage averaging. Some instruments require linear display mode to use linear voltage averaging. Log or dB averaging shall not be used.)
   e) Sweep time = auto.
   f) Perform a trace average of at least 100 traces if the transmission is continuous. If the transmission is not continuous, then the number of traces shall be increased by a factor of 1 / D, where D is the duty cycle. For example, with 50% duty cycle, at least 200 traces shall be averaged. (If a specific emission is demonstrated to be continuous—i.e., 100% duty cycle—then rather than turning ON and OFF with the transmit cycle, at least 100 traces shall be averaged.)
   g) If tests are performed with the EUT transmitting at a duty cycle less than 98%, then a correction factor shall be added to the measurement results prior to comparing with the emission limit, to compute the emission level that would have been measured had the test been performed at 100% duty cycle. The correction factor is computed as follows:
   1) If power averaging (rms) mode was used in the preceding step e), then the correction factor is [10 log (1 / D)], where D is the duty cycle. For example, if the transmit duty cycle was 50%, then 3 dB shall be added to the measured emission levels.

TÜV SÜD Certification and Testing (China) Co., Ltd. Shanghai Branch
3-13, No.151, Heng Tong Road, Shanghai, 200070, P.R. China
Phone: +86 21 61410123, Fax:+86 21 61408600

2) If linear voltage averaging mode was used in the preceding step e), then the correction factor is [20 log (1 / D)], where D is the duty cycle. For example, if the transmit duty cycle was 50%, then 6 dB shall be added to the measured emission levels.
3) If a specific emission is demonstrated to be continuous (100% duty cycle) rather than turning ON and OFF with the transmit cycle, then no duty cycle correction is required for that emission (AV) at frequency above 1GHz.

Limit

In any 100 kHz bandwidth outside the frequency band in which the spread spectrum or digitally modulated device is operating, the RF power that is produced shall be at least 20 dB below that in the 100 kHz bandwidth within the band that contains the highest level of the desired power, based on either an RF conducted or a radiated measurement, provided that the transmitter demonstrates compliance with the peak conducted power limits. If the transmitter complies with the conducted power limits based on the use of RMS averaging over a time interval, as permitted under § 15.247(b)(3), the attenuation required shall be 30 dB instead of 20 dB. Attenuation below the general field strength limits specified in § 15.209(a) is not required. In addition, radiated emissions which fall in the restricted bands, as defined in§ 15.205(a), must also comply with the radiated emission limits specified in § 15.209(a).

Frequency MHz	Field Strength µV/m	Field Strength dBµV/m	Detector	Measurement distance meters
0.009-0.490	2400/F(kHz)	48.5-13.8	AV	300
0.490-1.705	24000/F(kHz)	33.8-23.0	QP	30
1.705-30	30	29.5	QP	30
30-88	100	40	QP	3
88-216	150	43.5	QP	3
216-960	200	46	QP	3
960-1000	500	54	QP	3
Above 1000	500	54	AV	3
Above 1000	5000	74	PK	3

Note 1: Limit 3m(dBµV/m)=Limit 300m(dBµV/m)+40Log(300m/3m) (Below 30MHz)
Note 2: Limit 3m(dBµV/m)=Limit 30m(dBµV/m)+40Log(30m/3m) (Below 30MHz)

Spurious radiated emissions for transmitter

According to C63.10, if the peak (or quasi-peak) measured value complies with the average limit, it is unnecessary to perform an average measurement, so AV emission value did not show in below table if the peak value complies with average limit.

Test result

The worst case of Radiated Emission below 30MHz: Only the worst case listed as below.

0.009-30MHz Radiated Emission

EUT Information

EUT Name:	Wi-Fi and Bluetooth Module
Model	T1-3S
Client:	Hangzhou Tuya Information Co., Ltd
Op Cond	DC 3.3V power on and transmitted mode, TX_2437MHz at g mode
Operator:	Chengjie Guo
Standard	FCC Part 15.209(a)
Comment:	Horizontal
Sample No.:	SHA-905535-1

Sweep Setup: RE_Loop E_pre [EMI radiated]

Hardware Setup:	RE_Loop Antenna V
Receiver:	[ESR 3]
Level Unit:	dBuV/m

Subrange	Step Size	Detectors	Bandwidth	Sweep Time	Preamp
9 kHz - 150 kHz	88.125 Hz	PK+	200 Hz	0.01 s	0 dB
150 kHz - 30 MHz	4.39 kHz	PK+	9 kHz	0.01 s	0 dB

Full Spectrum

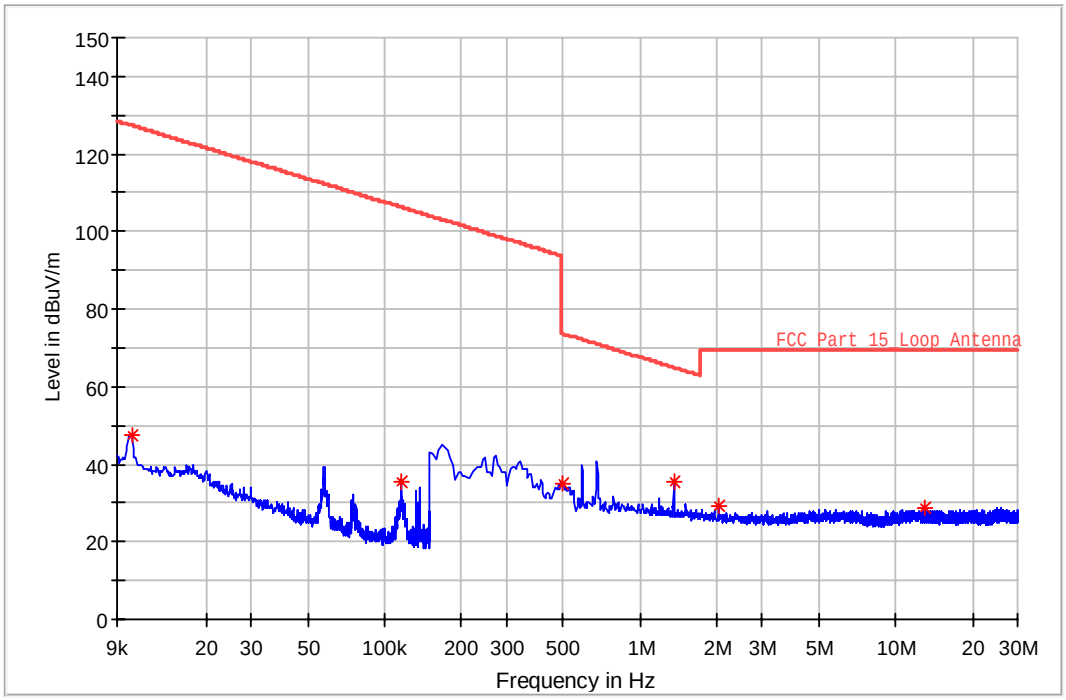

Critical_Freqs

Frequency (MHz)	MaxPeak (dBuV/m)	Limit (dBuV/m)	Margin (dB)	Height (cm)	Pol	Azimuth (deg)	Corr. (dB/m)
0.010234	47.55	127.40	79.86	100.0	H	261.0	19.6
0.116336	35.34	106.29	70.95	100.0	H	65.0	18.8
0.501177	35.17	73.60	38.43	100.0	H	81.0	18.7
1.352780	35.46	64.98	29.52	100.0	H	1.0	18.8
2.033184	29.28	69.54	40.26	100.0	H	341.0	18.9
12.915265	28.64	69.54	40.90	100.0	H	246.0	18.9

TÜV SÜD Certification and Testing (China) Co., Ltd. Shanghai Branch
3-13, No.151, Heng Tong Road, Shanghai, 200070, P.R. China
Phone: +86 21 61410123, Fax:+86 21 61408600

0.009-30MHz Radiated Emission

EUT Information

EUT Name:	Wi-Fi and Bluetooth Module
Model	T1-3S
Client:	Hangzhou Tuya Information Co., Ltd
Op Cond	DC 3.3V power on and transmitted mode, TX_2437MHz at g mode
Operator:	Chengjie Guo
Standard	FCC Part 15.209(a)
Comment:	Vertical
Sample No.:	SHA-905535-1

Sweep Setup: RE_Loop E_pre [EMI radiated]

Hardware Setup:	RE_Loop Antenna V
Receiver:	[ESR 3]
Level Unit:	dBuV/m

Subrange	Step Size	Detectors	Bandwidth	Sweep Time	Preamp
9 kHz - 150 kHz	88.125 Hz	PK+	200 Hz	0.01 s	0 dB
150 kHz - 30 MHz	4.39 kHz	PK+	9 kHz	0.01 s	0 dB

Full Spectrum

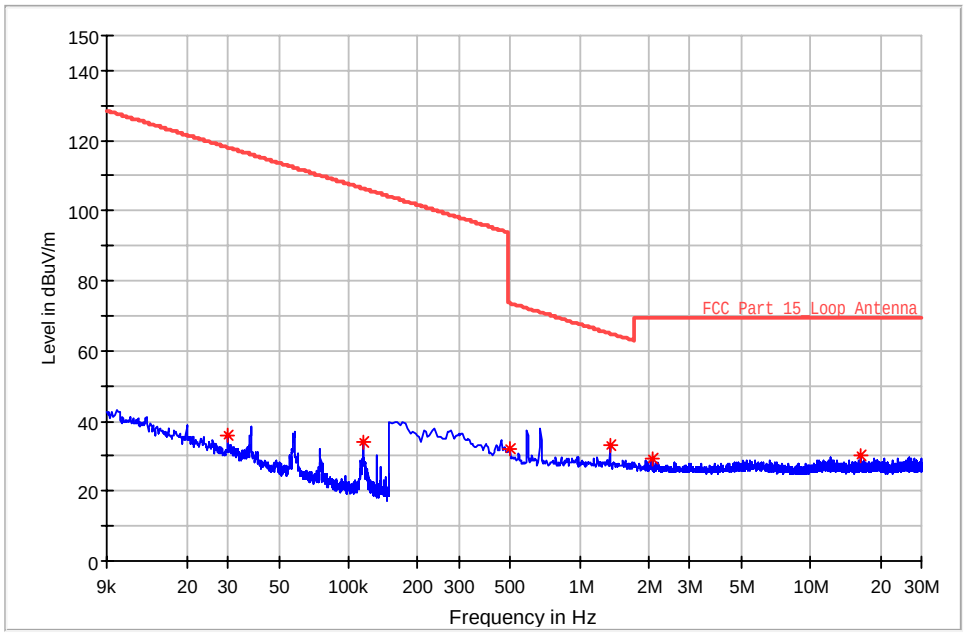

Critical_Freqs

Frequency (MHz)	MaxPeak (dBuV/m)	Limit (dBuV/m)	Margin (dB)	Height (cm)	Pol	Azimuth (deg)	Corr. (dB/m)
0.030062	35.83	118.04	82.21	100.0	Y	359.0	18.9
0.116601	34.11	106.27	72.16	100.0	Y	25.0	18.8
0.496787	32.33	73.68	41.35	100.0	Y	38.0	18.7
1.352780	33.03	64.98	31.95	100.0	Y	95.0	18.8
2.077081	29.08	69.54	40.46	100.0	Y	149.0	18.9
16.405081	29.97	69.54	39.57	100.0	Y	284.0	18.8

TÜV SÜD Certification and Testing (China) Co., Ltd. Shanghai Branch
3-13, No.151, Heng Tong Road, Shanghai, 200070, P.R. China
Phone: +86 21 61410123, Fax:+86 21 61408600

The worst case of Radiated Emission below 1GHz: Only the worst case listed as below.

30-1000MHz Radiated Emission

EUT Information

EUT Name:	Wi-Fi and Bluetooth Module
Model:	T1-3S
Client:	Hangzhou Tuya Information Technology Co., Ltd
Op Cond:	DC 3.3V power on and transmitted mode, TX_2437MHz at g mode
Operator:	Chengjie Guo
Test Spec:	FCC Part 15.209(a)
Comment:	Horizontal
Sample No:	SHA-905535-1

Sweep Setup: RE_VULB9168_pre_Cont_30-1000 [EMI radiated]

Hardware Setup:	RE_VULB9168
Receiver:	[ESR 3]
Level Unit:	dBuV/m

Subrange	Step Size	Detectors	Bandwidth	Sweep Time	Preamp
30 MHz - 1 GHz	48.5 kHz	PK+	120 kHz	0.2 s	20 dB

RE_VULB9168_pre_Cont_30-1000

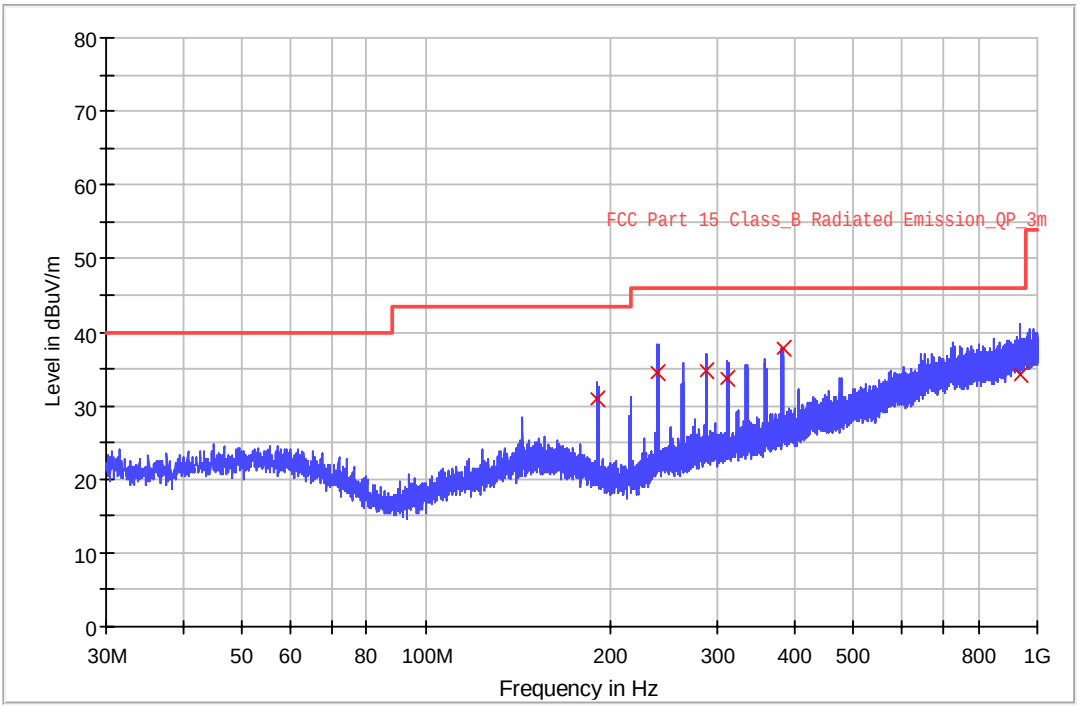

TÜV SÜD Certification and Testing (China) Co., Ltd. Shanghai Branch
3-13, No.151, Heng Tong Road, Shanghai, 200070, P.R. China
Phone: +86 21 61410123, Fax:+86 21 61408600

Limit and Margin

Frequency (MHz)	QuasiPeak (dBuV/m)	Meas. Time (ms)	Bandwidth (kHz)	Height (cm)	Pol	Azimuth (deg)	Corr. (dB/m)	Margin - QPK (dB)
191.080000	30.8	1000.0	120.000	185.0	H	165.0	18.5	12.7
239.440000	34.6	1000.0	120.000	186.0	H	129.0	19.7	11.4
287.960000	34.7	1000.0	120.000	199.0	H	1.0	21.5	11.3
310.520000	33.7	1000.0	120.000	187.0	H	178.0	22.0	12.3
383.960000	37.8	1000.0	120.000	168.0	H	55.0	24.1	8.2
940.880000	34.4	1000.0	120.000	177.0	H	118.0	34.8	11.6

(continuation of the "Limit and Margin" table from column 16 ...)

Frequency (MHz)	Limit - QPK (dBuV/m)	Comment
191.080000	43.5	
239.440000	46.0	
287.960000	46.0	
310.520000	46.0	
383.960000	46.0	
940.880000	46.0	

Note 1: Measure Level (dBuV/m) = Reading Level (dBuV) + Factor (dB)
Factor (dB) = Cable Loss (dB) + Antenna Factor (dB/m)

TÜV SÜD Certification and Testing (China) Co., Ltd. Shanghai Branch
3-13, No.151, Heng Tong Road, Shanghai, 200070, P.R. China
Phone: +86 21 61410123, Fax:+86 21 61408600

30-1000MHz Radiated Emission

EUT Information

EUT Name:	Wi-Fi and Bluetooth Module
Model:	T1-3S
Client:	Hangzhou Tuya Information Technology Co., Ltd
Op Cond:	DC 3.3V power on and transmitted mode, TX_2437MHz at g mode
Operator:	Chengjie Guo
Test Spec:	FCC Part 15.209(a)
Comment:	Vertical
Sample No:	SHA-905535-1

Sweep Setup: RE_VULB9168_pre_Cont_30-1000 [EMI radiated]

Hardware Setup:	RE_VULB9168
Receiver:	[ESR 3]
Level Unit:	dBuV/m

Subrange	Step Size	Detectors	Bandwidth	Sweep Time	Preamp
30 MHz - 1 GHz	48.5 kHz	PK+	120 kHz	0.2 s	20 dB

RE_VULB9168_pre_Cont_30-1000

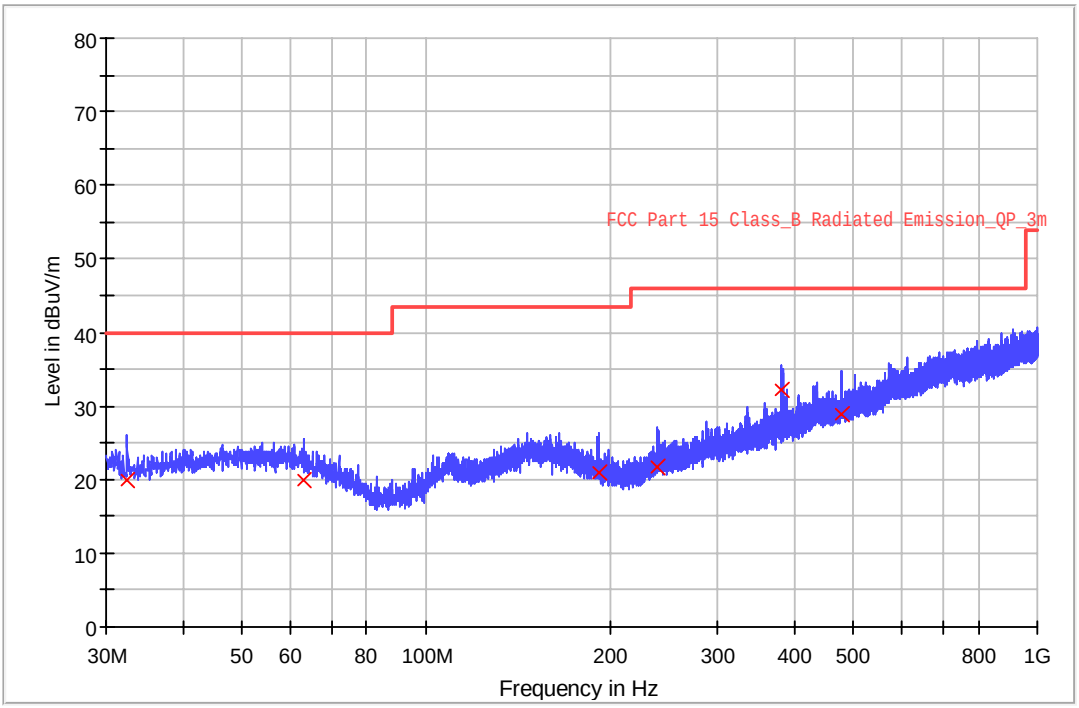

TÜV SÜD Certification and Testing (China) Co., Ltd. Shanghai Branch
3-13, No.151, Heng Tong Road, Shanghai, 200070, P.R. China
Phone: +86 21 61410123, Fax:+86 21 61408600

Limit and Margin

Frequency (MHz)	QuasiPeak (dBuV/m)	Meas. Time (ms)	Bandwidth (kHz)	Height (cm)	Pol	Azimuth (deg)	Corr. (dB/m)	Margin - QPK (dB)
32.480000	20.0	1000.0	120.000	188.0	V	132.0	18.9	20.0
63.080000	19.9	1000.0	120.000	164.0	V	114.0	20.2	20.1
191.960000	20.9	1000.0	120.000	177.0	V	13.0	18.4	22.6
238.800000	21.7	1000.0	120.000	188.0	V	315.0	19.6	24.3
382.120000	32.2	1000.0	120.000	175.0	V	116.0	24.0	13.9
477.600000	28.9	1000.0	120.000	157.0	V	12.0	26.5	17.1

(continuation of the "Limit and Margin" table from column 16 ...)

Frequency (MHz)	Limit - QPK (dBuV/m)	Comment
32.480000	40.0	
63.080000	40.0	
191.960000	43.5	
238.800000	46.0	
382.120000	46.0	
477.600000	46.0	

Note 1: Measure Level (dBuV/m) = Reading Level (dBuV) + Factor (dB)
Factor (dB) = Cable Loss (dB) + Antenna Factor (dB/m)

TÜV SÜD Certification and Testing (China) Co., Ltd. Shanghai Branch
3-13, No.151, Heng Tong Road, Shanghai, 200070, P.R. China
Phone: +86 21 61410123, Fax:+86 21 61408600

Radiated Emission 1-18 GHz

802.11B (DSSS):2412MHz

RE_HF907_BRF_Pre

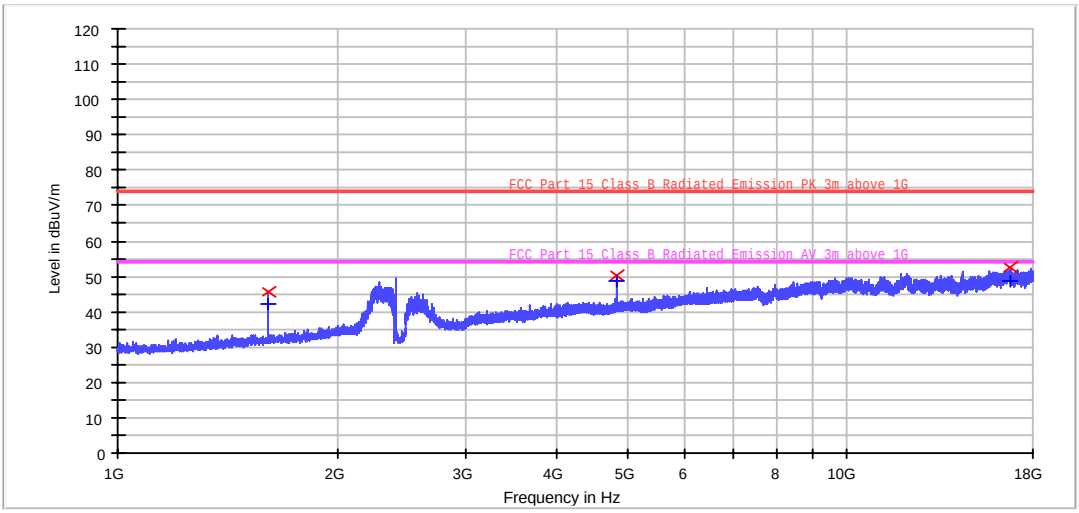

Limit and Margin

Frequency (MHz)	MaxPeak (dBuV/m)	AV (dBuV/m)	Height (cm)	Pol	Azimuth (deg)	Corr. (dB/m)	Margin - PK+ (dB)	Limit - PK+ (dBuV/m)	Margin - AV (dB)	Limit - AV (dBuV/m
1607.800000	45.8	42.3	198.0	H	174.0	-13.9	28.2	74.0	11.7	54.0
4824.000000	50.2	48.5	169.0	H	186.0	-2.6	23.8	74.0	5.5	54.0
16725.400000	52.5	48.7	187.0	H	178.0	6.7	21.5	74.0	5.3	54.0

RE_HF907_BRF_Pre

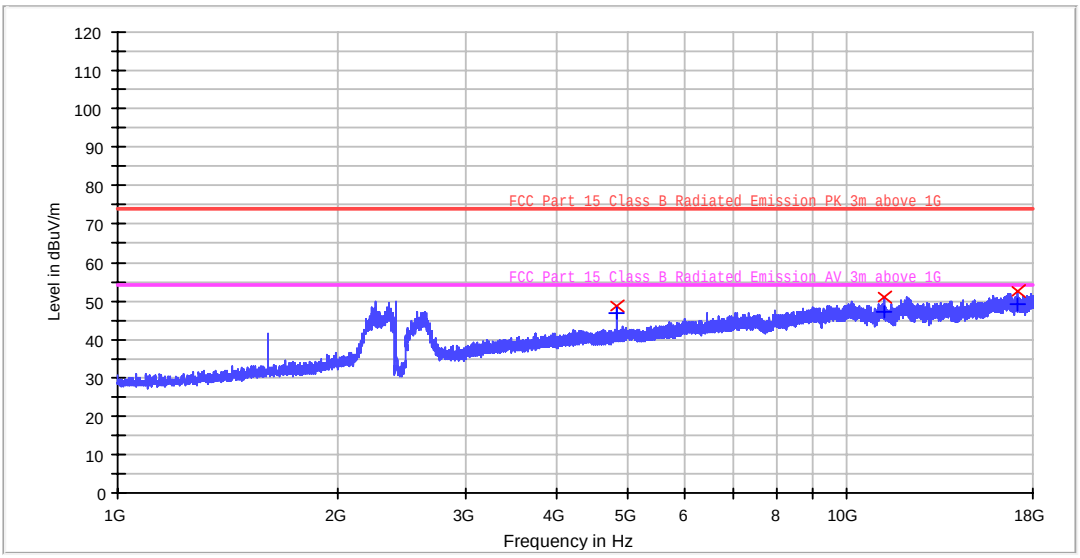

Limit and Margin

Frequency (MHz)	MaxPeak (dBuV/m)	AV (dBuV/m)	Height (cm)	Pol	Azimuth (deg)	Corr. (dB/m)	Margin - PK+ (dB)	Limit - PK+ (dBuV/m)	Margin - AV (dB)	Limit - AV (dBuV/m
4824.000000	48.7	46.6	199.0	V	4.0	-2.6	25.3	74.0	7.4	54.0
11220.100000	51.0	47.0	189.0	V	259.0	4.5	23.1	74.0	7.0	54.0
17123.500000	52.6	49.2	178.0	V	174.0	6.8	21.4	74.0	4.8	54.0

TÜV SÜD Certification and Testing (China) Co., Ltd. Shanghai Branch
3-13, No.151, Heng Tong Road, Shanghai, 200070, P.R. China
Phone: +86 21 61410123, Fax:+86 21 61408600

RE_HF907_BRF_Pre

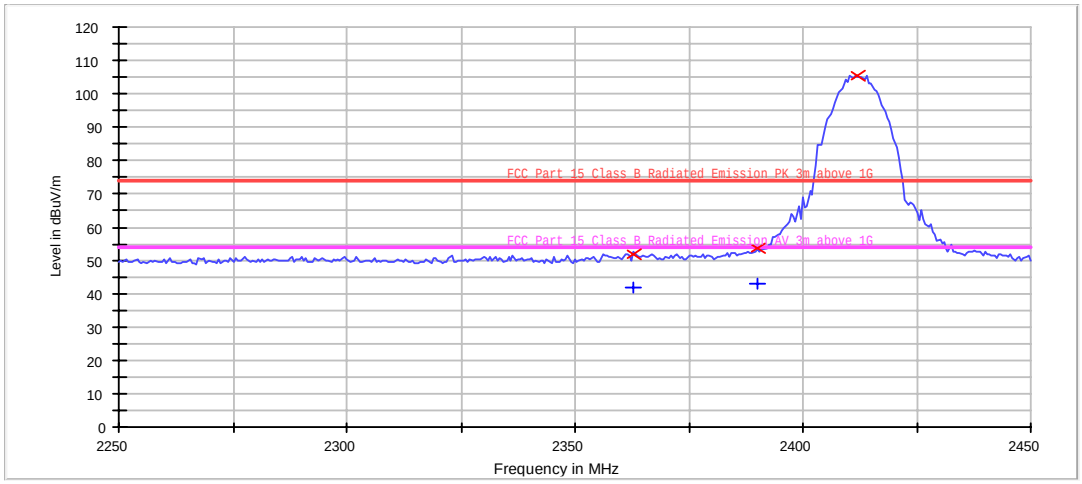

Limit and Margin

Frequency (MHz)	MaxPeak (dBuV/m)	AV (dBuV/m)	Height (cm)	Pol	Azimuth (deg)	Corr. (dB/m)	Margin - PK+ (dB)	Limit - PK+ (dBuV/m)	Margin - AV (dB)	Limit - AV (dBuV/m)
2363.000000	51.9	41.7	186.0	H	178.0	-0.9	22.1	74.0	12.3	54.0
2390.000000	53.6	42.9	174.0	H	145.0	-0.8	20.4	74.0	11.1	54.0
2412.000000	105.3	---	198.0	H	135.0	-0.7	-31.3	74.0	---	---

RE_HF907_BRF_Pre

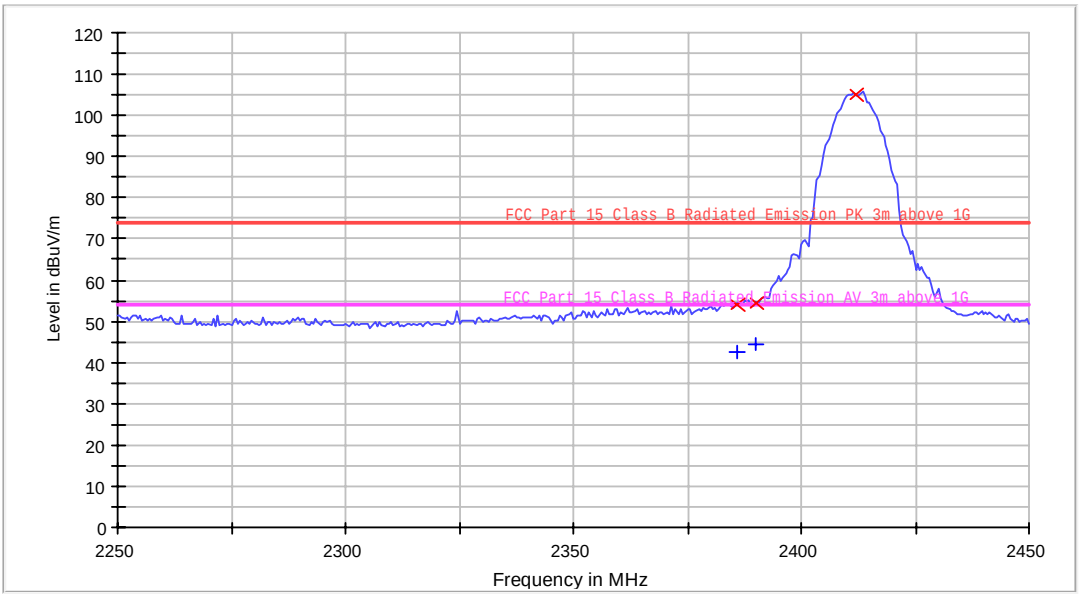

Limit and Margin

Frequency (MHz)	MaxPeak (dBuV/m)	AV (dBuV/m)	Height (cm)	Pol	Azimuth (deg)	Corr. (dB/m)	Margin - PK+ (dB)	Limit - PK+ (dBuV/m)	Margin - AV (dB)	Limit - AV (dBuV/m
2386.000000	54.1	42.4	189.0	V	168.0	-0.8	19.9	74.0	11.6	54.0
2390.000000	54.5	44.6	178.0	V	15.0	-0.8	19.5	74.0	9.4	54.0
2412.000000	105.1	---	198.0	V	147.0	-0.7	-31.1	74.0	---	---

TÜV SÜD Certification and Testing (China) Co., Ltd. Shanghai Branch
3-13, No.151, Heng Tong Road, Shanghai, 200070, P.R. China
Phone: +86 21 61410123, Fax:+86 21 61408600

802.11B (DSSS):2437MHz

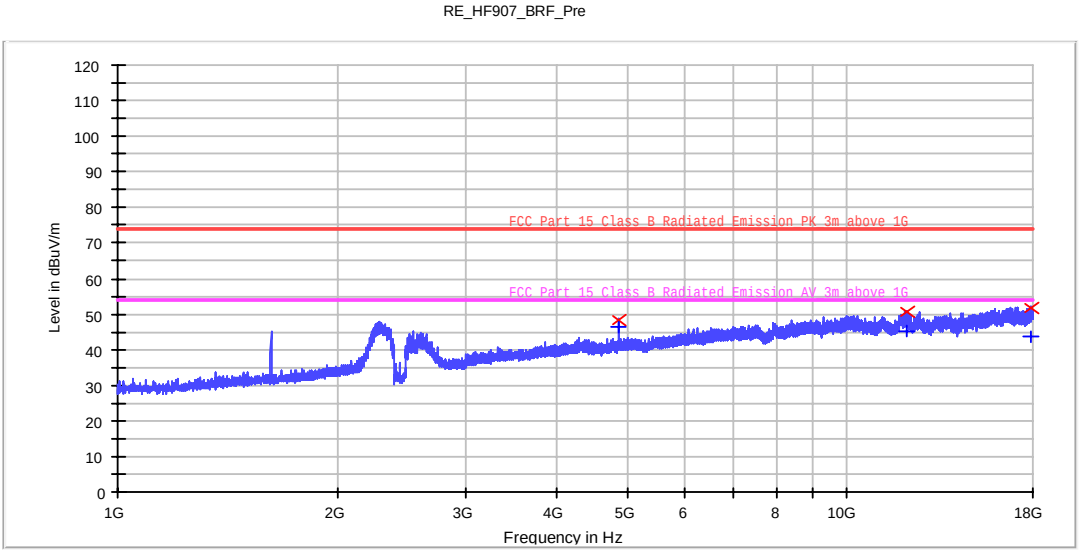

Limit and Margin

Frequency (MHz)	MaxPeak (dBuV/m)	AV (dBuV/m)	Height (cm)	Pol	Azimuth (deg)	Corr. (dB/m)	Margin - PK+ (dB)	Limit - PK+ (dBuV/m)	Margin - AV (dB)	Limit - AV (dBuV/m)
4874.000000	48.5	46.2	189.0	H	147.0	-2.5	25.5	74.0	7.8	54.0
12082.900000	50.4	45.3	177.0	H	178.0	5.2	23.6	74.0	8.7	54.0
17846.500000	51.7	43.5	197.0	H	142.0	7.2	22.3	74.0	10.5	54.0

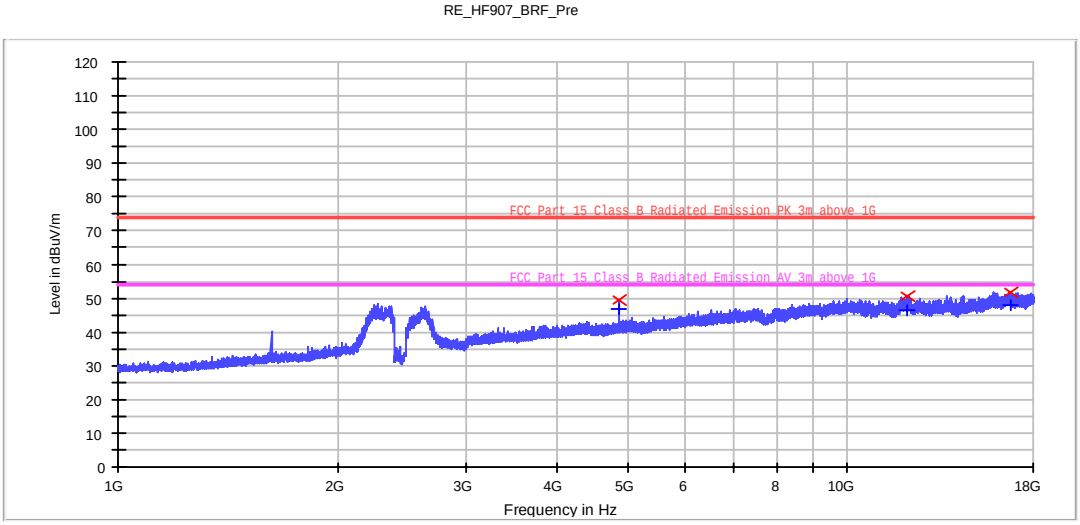

Limit and Margin

Frequency (MHz)	MaxPeak (dBuV/m)	AV (dBuV/m)	Height (cm)	Pol	Azimuth (deg)	Corr. (dB/m)	Margin - PK+ (dB)	Limit - PK+ (dBuV/m)	Margin - AV (dB)	Limit - AV (dBuV/m)
4874.000000	49.4	46.7	189.0	V	359.0	-2.5	24.6	74.0	7.3	54.0
12075.400000	50.7	46.4	178.0	V	274.0	5.2	23.3	74.0	7.6	54.0
16719.700000	51.8	47.9	166.0	V	175.0	6.7	22.2	74.0	6.1	54.0

TÜV SÜD Certification and Testing (China) Co., Ltd. Shanghai Branch
3-13, No.151, Heng Tong Road, Shanghai, 200070, P.R. China
Phone: +86 21 61410123, Fax:+86 21 61408600

802.11B (DSSS):2462MHz

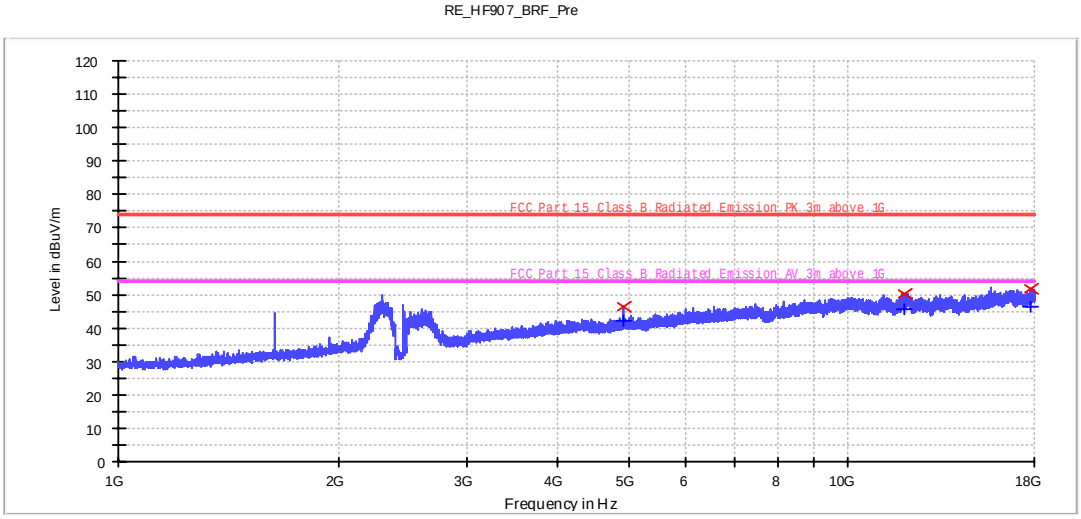

Limit and Margin

Frequency (MHz)	MaxPeak (dBuV/m)	AV (dBuV/m)	Height (cm)	Pol	Azimuth (deg)	Corr. (dB/m)	Margin - PK+ (dB)	Limit - PK+ (dBuV/m)	Margin - AV (dB)	Limit - AV (dBuV/m)
4924.000000	46.5	42.1	178.0	H	166.0	-2.3	27.5	74.0	12.0	54.0
11935.900000	50.1	45.7	199.0	H	141.0	5.1	23.9	74.0	8.3	54.0
17823.700000	51.9	46.4	198.0	H	78.0	7.2	22.1	74.0	7.6	54.0

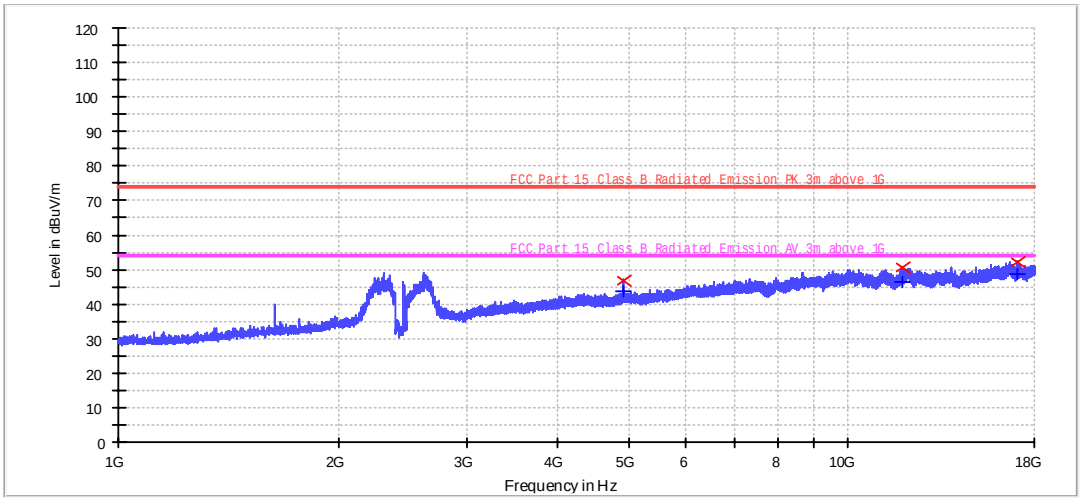

Limit and Margin

Frequency (MHz)	MaxPeak (dBuV/m)	AV (dBuV/m)	Height (cm)	Pol	Azimuth (deg)	Corr. (dB/m)	Margin - PK+ (dB)	Limit - PK+ (dBuV/m)	Margin - AV (dB)	Limit - AV (dBuV/m)
4924.000000	46.9	43.7	189.0	V	25.0	-2.3	27.1	74.0	10.3	54.0
11851.900000	50.5	46.5	168.0	V	114.0	5.1	23.6	74.0	7.5	54.0
17034.700000	52.0	48.8	145.0	V	178.0	6.7	22.0	74.0	5.3	54.0

RE_HF907_BRF_Pre

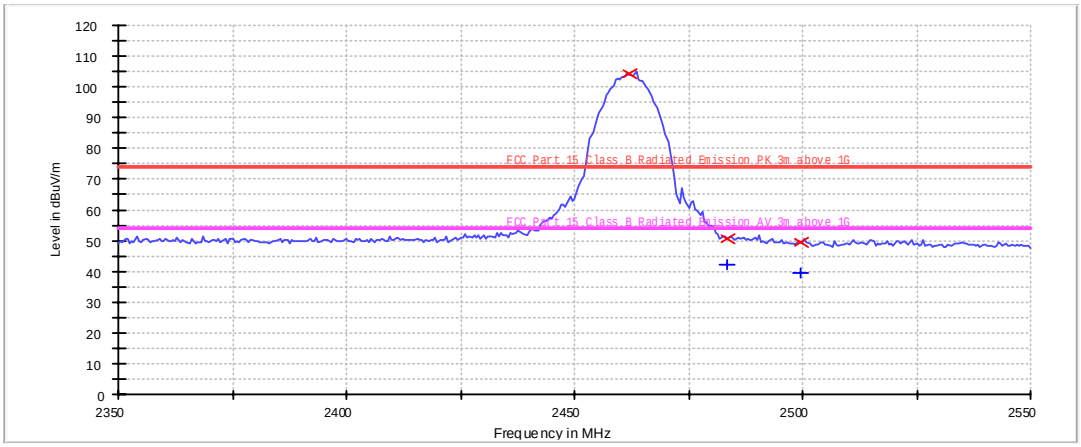

Limit and Margin

Frequency (MHz)	MaxPeak (dBuV/m)	AV (dBuV/m)	Height (cm)	Pol	Azimuth (deg)	Corr. (dB/m)	Margin - PK+ (dB)	Limit - PK+ (dBuV/m)	Margin - AV (dB)	Limit - AV (dBuV/m)
2462.000000	104.3	---	254.0	H	177.0	-0.4	-30.3	74.0	---	---
2483.500000	50.7	42.4	236.0	H	25.0	-0.3	23.3	74.0	11.6	54.0
2499.400000	49.5	39.4	232.0	H	175.0	-0.3	24.5	74.0	14.7	54.0

RE_HF907_BRF_Pre

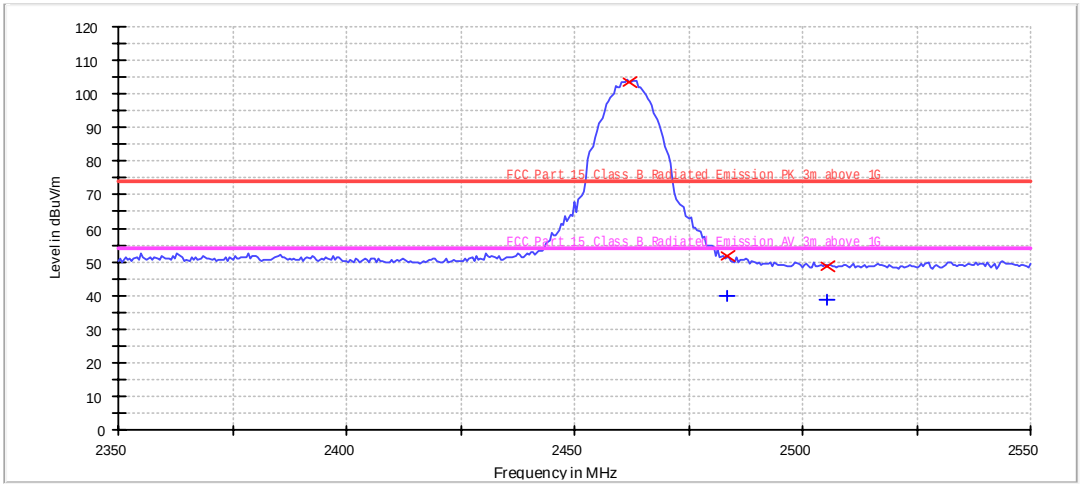

Limit and Margin

Frequency (MHz)	MaxPeak (dBuV/m)	AV (dBuV/m)	Height (cm)	Pol	Azimuth (deg)	Corr. (dB/m)	Margin - PK+ (dB)	Limit - PK+ (dBuV/m)	Margin - AV (dB)	Limit - AV (dBuV/m)
2462.000000	103.4	---	158.0	V	154.0	-0.4	-29.4	74.0	---	---
2483.500000	51.7	39.7	166.0	V	178.0	-0.3	22.3	74.0	14.3	54.0
2505.400000	48.8	38.6	187.0	V	136.0	-0.2	25.2	74.0	15.5	54.0

802.11B (CCK):2412MHz

RE_HF907_BRF_Pre

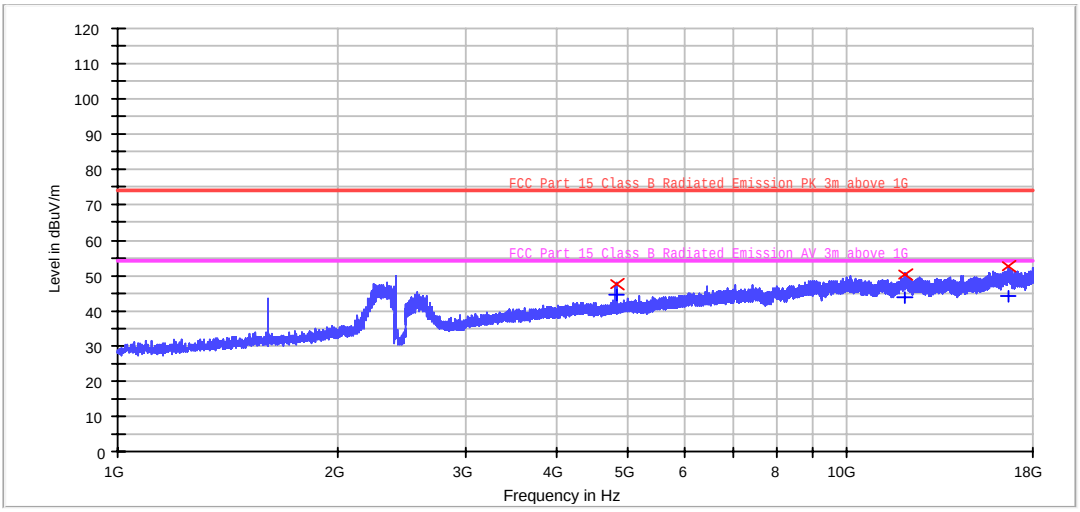

Limit and Margin

Frequency (MHz)	MaxPeak (dBuV/m)	AV (dBuV/m)	Height (cm)	Pol	Azimuth (deg)	Corr. (dB/m)	Margin - PK+	Limit - PK+ (dBuV/m)	Margin - AV	Limit - AV (dBuV/m)
4824.000000	47.5	44.6	223.0	H	163.0	-2.6	26.5	74.0	9.4	54.0
11994.100000	50.1	43.8	236.0	H	184.0	5.2	23.9	74.0	10.2	54.0
16696.300000	52.3	44.0	285.0	H	152.0	6.7	21.7	74.0	10.0	54.0

RE_HF907_BRF_Pre

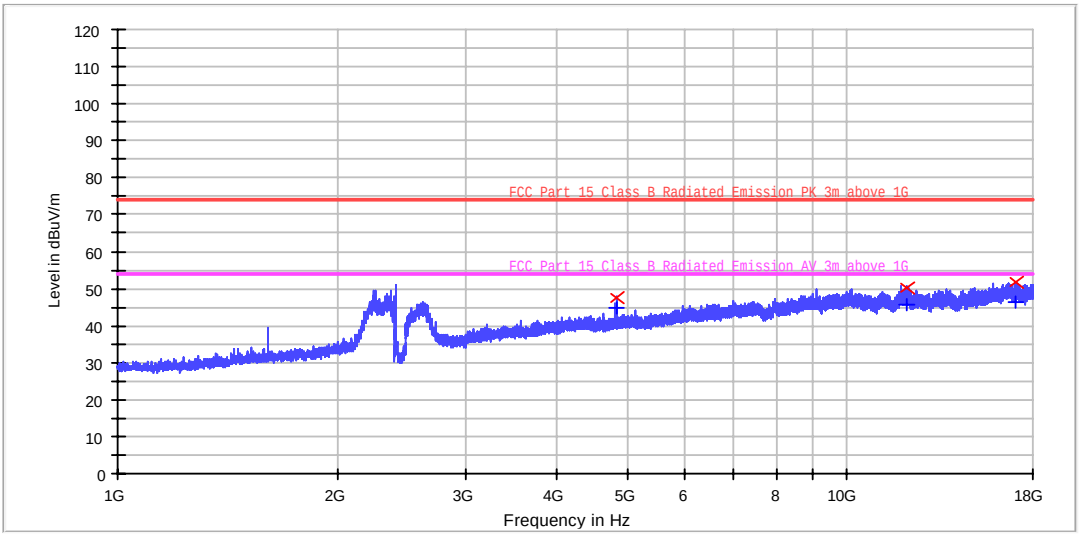

Limit and Margin

Frequency (MHz)	MaxPeak (dBuV/m)	AV (dBuV/m)	Height (cm)	Pol	Azimuth (deg)	Corr. (dB/m)	Margin - PK+ (dB)	Limit - PK+ (dBuV/m)	Margin - AV (dB)	Limit - AV (dBuV/m)
4824.000000	47.6	44.8	187.0	V	135.0	-2.6	26.4	74.0	9.2	54.0
12108.400000	50.4	45.5	158.0	V	114.0	5.2	23.6	74.0	8.5	54.0
17064.400000	51.6	46.3	177.0	V	24.0	6.7	22.4	74.0	7.7	54.0

RE_HF907_BRF_Pre

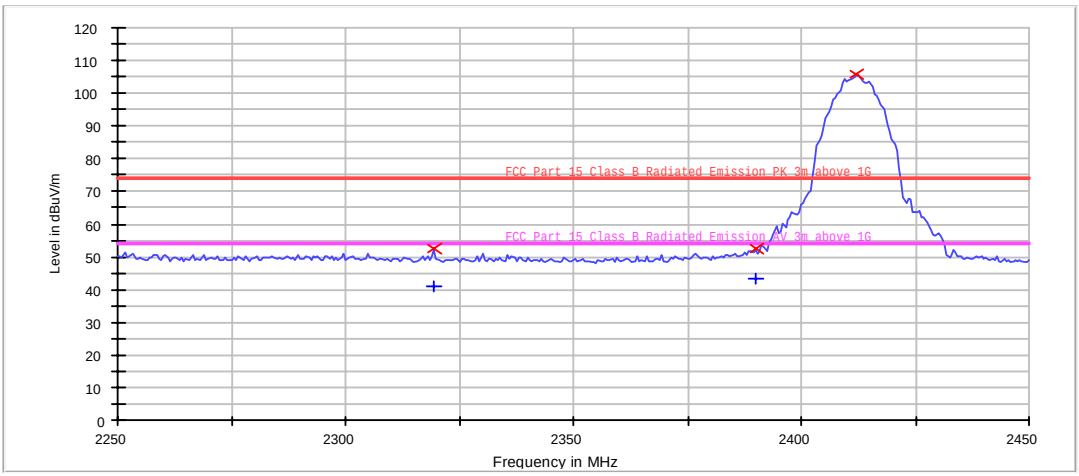

Limit and Margin

Frequency (MHz)	MaxPeak (dBuV/m)	AV (dBuV/m)	Height (cm)	Pol	Azimuth (deg)	Corr. (dB/m)	Margin - PK+ (dB)	Limit - PK+ (dBuV/m	Margin - AV (dB)	Limit - AV (dBuV/m
2319.400000	52.4	41.2	188.0	H	23.0	-1.1	21.7	74.0	12.8	54.0
2390.000000	52.5	43.5	157.0	H	178.0	-0.8	21.5	74.0	10.6	54.0
2412.000000	105.9	---	169.0	H	152.0	-0.7	-31.9	74.0	---	---

RE_HF907_BRF_Pre

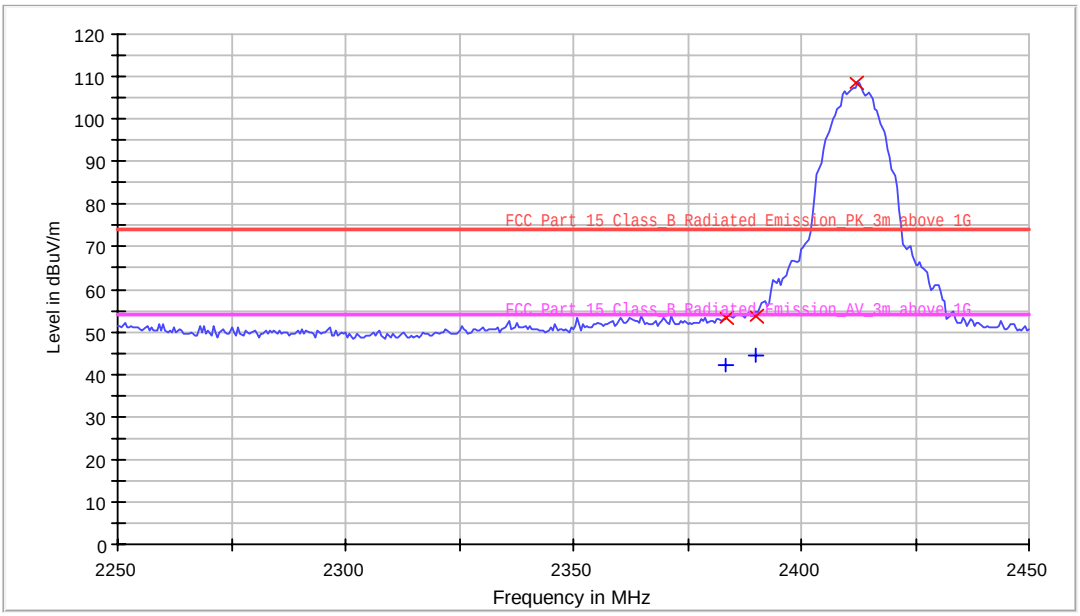

Limit and Margin

Frequency (MHz)	MaxPeak (dBuV/m)	AV (dBuV/m)	Height (cm)	Pol	Azimuth (deg)	Corr. (dB/m)	Margin - PK+ (dB)	Limit - PK+ (dBuV/m	Margin - AV (dB)	Limit - AV (dBuV/m)
2383.500000	53.4	42.3	189.0	V	185.0	-0.8	20.6	74.0	11.8	54.0
2390.000000	53.9	44.4	199.0	V	359.0	-0.8	20.1	74.0	9.6	54.0
2412.000000	108.5	---	187.0	V	135.0	-0.7	-34.5	74.0	---	---

TÜV SÜD Certification and Testing (China) Co., Ltd. Shanghai Branch
3-13, No.151, Heng Tong Road, Shanghai, 200070, P.R. China
Phone: +86 21 61410123, Fax:+86 21 61408600

802.11B (CCK):2437MHz

RE_HF907_BRF_Pre

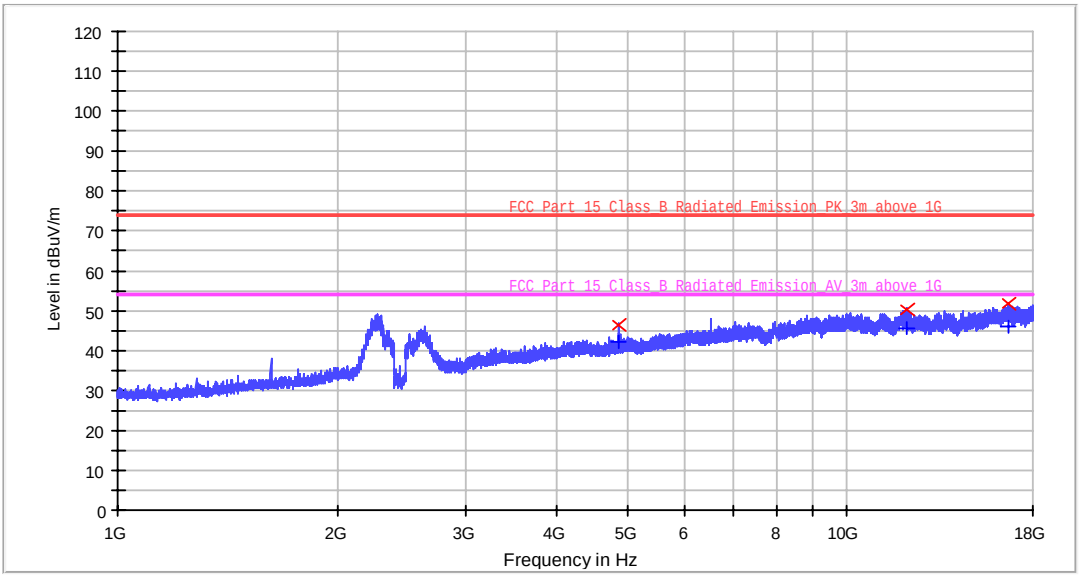

Frequency (MHz)	MaxPeak (dBuV/m)	AV (dBuV/m)	Height (cm)	Pol	Azimuth (deg)	Corr. (dB/m)	Margin - PK+ (dB)	Limit - PK+ (dBuV/m)	Margin - AV (dB)	Limit - AV (dBuV/m
4874.000000	46.2	42.2	189.0	V	159.0	-2.4	27.8	74.0	11.8	54.0
12084.100000	50.2	45.8	177.0	V	201.0	5.2	23.8	74.0	8.2	54.0
16683.700000	51.8	45.9	169.0	V	219.0	6.7	22.2	74.0	8.1	54.0

RE_HF907_BRF_Pre

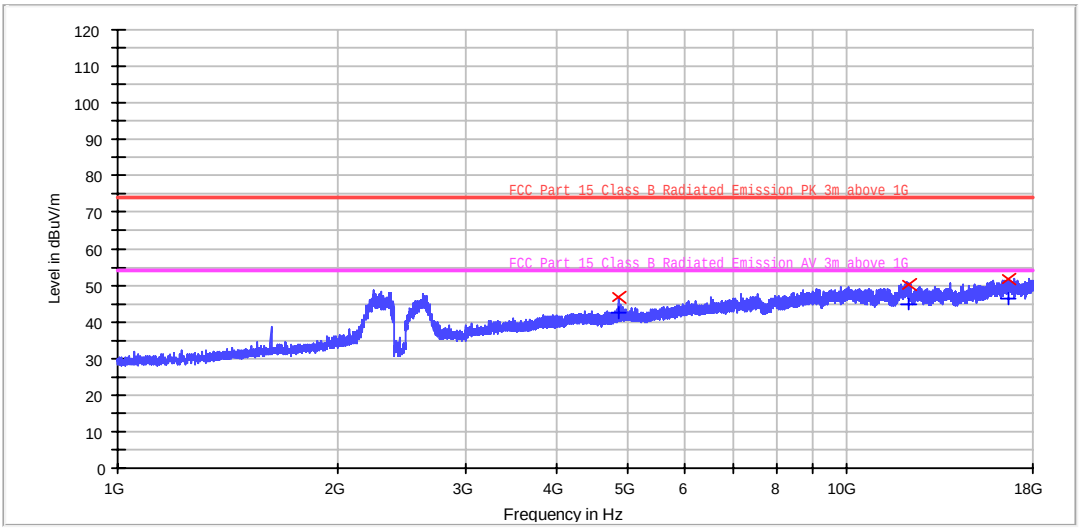

Limit and Margin

Frequency (MHz)	MaxPeak (dBuV/m)	AV (dBuV/m)	Height (cm)	Pol	Azimuth (deg)	Corr. (dB/m)	Margin - PK+ (dB)	Limit - PK+ (dBuV/m)	Margin - AV (dB)	Limit - AV (dBuV/m)
4874.000000	46.7	42.7	164.0	V	22.0	-2.5	27.3	74.0	11.3	54.0
12130.300000	50.4	45.0	188.0	V	164.0	5.3	23.6	74.0	9.0	54.0
16632.700000	51.7	46.2	189.0	V	31.0	6.6	22.4	74.0	7.8	54.0

TÜV SÜD Certification and Testing (China) Co., Ltd. Shanghai Branch
3-13, No.151, Heng Tong Road, Shanghai, 200070, P.R. China
Phone: +86 21 61410123, Fax:+86 21 61408600

802.11BC(CCK):2462MHz

RE_HF907_BRF_Pre

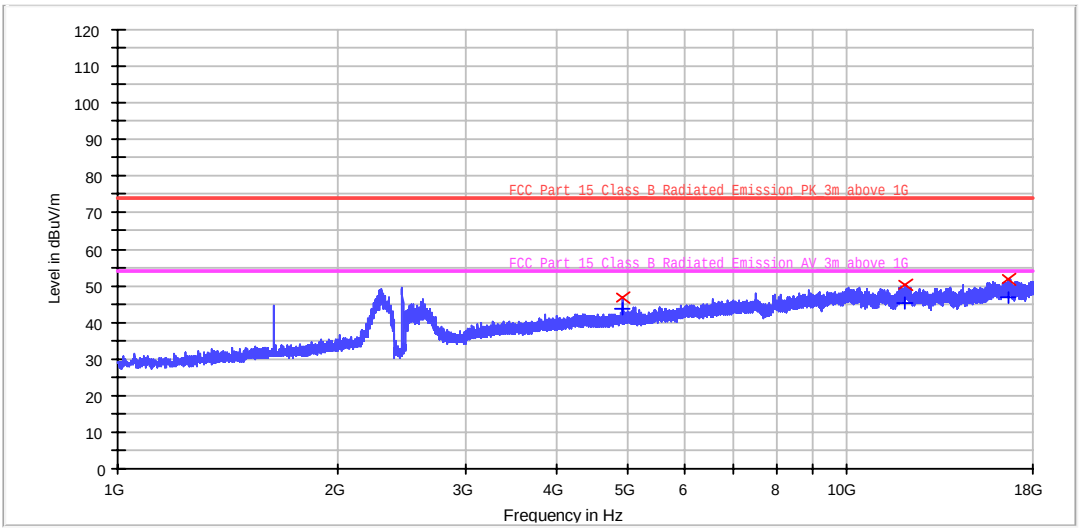

Limit and Margin

Frequency (MHz)	MaxPeak (dBuV/m)	AV (dBuV/m)	Height (cm)	Pol	Azimuth (deg)	Corr. (dB/m)	Margin - PK+ (dB)	Limit - PK+ (dBuV/m	Margin - AV (dB)	Limit - AV (dBuV/m)
4924.000000	46.6	43.9	251.0	H	125.0	-2.3	27.4	74.0	10.1	54.0
12043.000000	50.3	45.2	189.0	H	136.0	5.2	23.7	74.0	8.8	54.0
16656.400000	51.6	46.8	214.0	H	178.0	6.6	22.4	74.0	7.2	54.0

RE_HF907_BRF_Pre

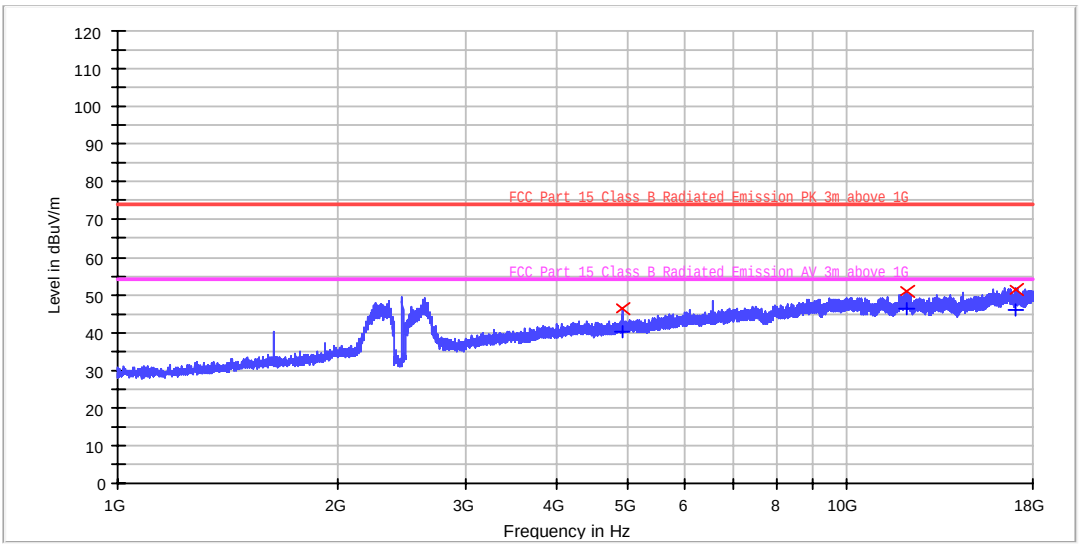

Limit and Margin

Frequency (MHz)	MaxPeak (dBuV/m)	AV (dBuV/m)	Height (cm)	Pol	Azimuth (deg)	Corr. (dB/m)	Margin - PK+ (dB)	Limit - PK+ (dBuV/m	Margin - AV (dB)	Limit - AV (dBuV/m
4924.000000	46.4	40.4	189.0	V	135.0	-2.3	27.6	74.0	13.6	54.0
12072.700000	51.1	46.3	188.0	V	14.0	5.2	22.9	74.0	7.7	54.0
17055.400000	51.3	46.1	168.0	V	178.0	6.7	22.7	74.0	7.9	54.0

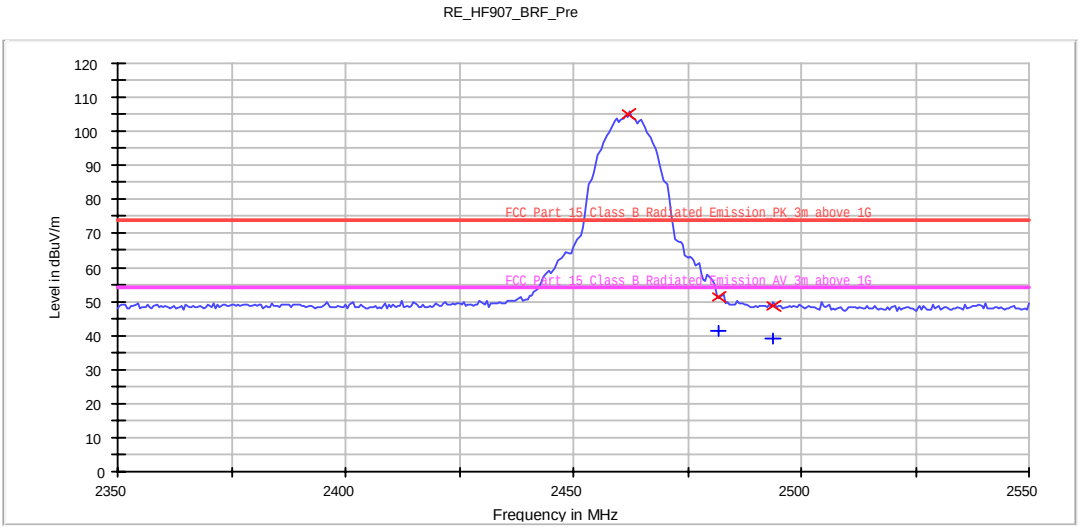

Limit and Margin

Frequency (MHz)	MaxPeak (dBuV/m)	AV (dBuV/m)	Height (cm)	Pol	Azimuth (deg)	Corr. (dB/m)	Margin - PK+ (dB)	Limit - PK+ (dBuV/m	Margin - AV (dB)	Limit - AV (dBuV/m)
2462.000000	105.0	---	178.0	H	8.0	-0.4	-31.0	74.0	---	---
2482.000000	51.5	41.5	174.0	H	66.0	-0.3	22.6	74.0	12.5	54.0
2494.000000	48.8	39.2	199.0	H	78.0	-0.3	25.2	74.0	14.8	54.0

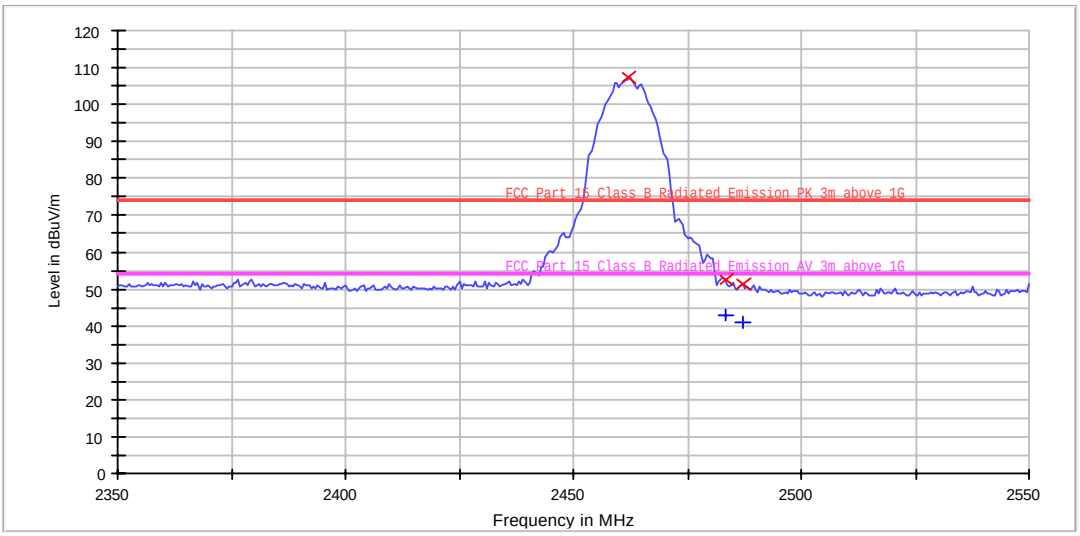

Limit and Margin

Frequency (MHz)	MaxPeak (dBuV/m)	AV (dBuV/m)	Height (cm)	Pol	Azimuth (deg)	Corr. (dB/m)	Margin - PK+ (dB)	Limit - PK+ (dBuV/m)	Margin - AV (dB)	Limit - AV (dBuV/m)
2462.000000	107.4	---	188.0	V	174.0	-0.4	-33.4	74.0	---	---
2483.500000	52.4	42.9	187.0	V	135.0	-0.3	21.6	74.0	11.1	54.0
2487.100000	51.3	40.9	198.0	V	147.0	-0.3	22.8	74.0	13.1	54.0

802.11G:2412MHz

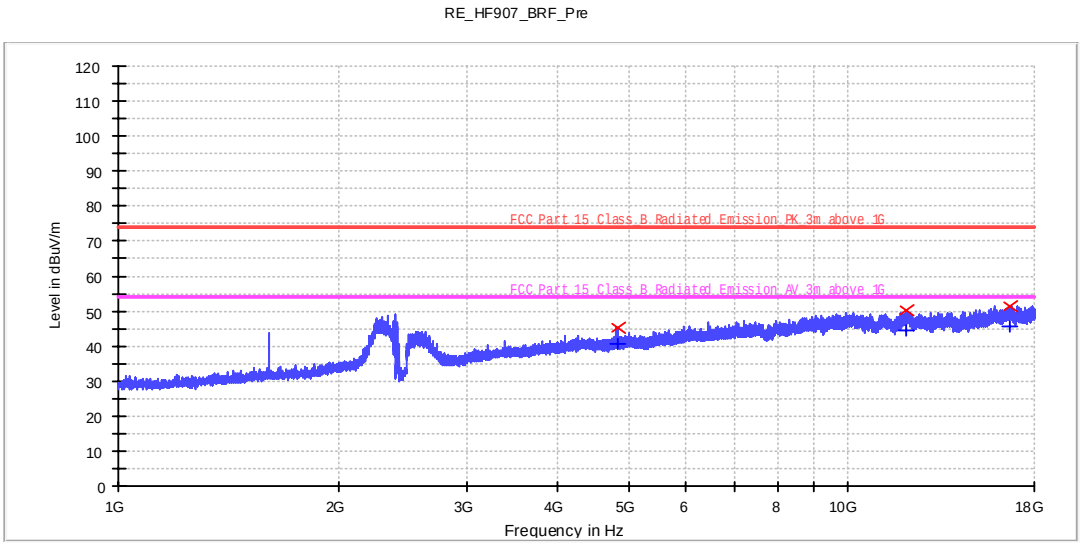

Limit and Margin

Frequency (MHz)	MaxPeak (dBuV/m)	AV (dBuV/m)	Height (cm)	Pol	Azimuth (deg)	Corr. (dB/m)	Margin - PK+ (dB)	Limit - PK+ (dBuV/m)	Margin - AV (dB)	Limit - AV (dBuV/m)
4824.000000	45.2	40.8	199.0	H	359.0	-2.6	28.8	74.0	13.2	54.0
12012.700000	50.4	44.3	178.0	H	125.0	5.2	23.6	74.0	9.7	54.0
16653.400000	51.3	45.8	169.0	H	196.0	6.6	22.8	74.0	8.2	54.0

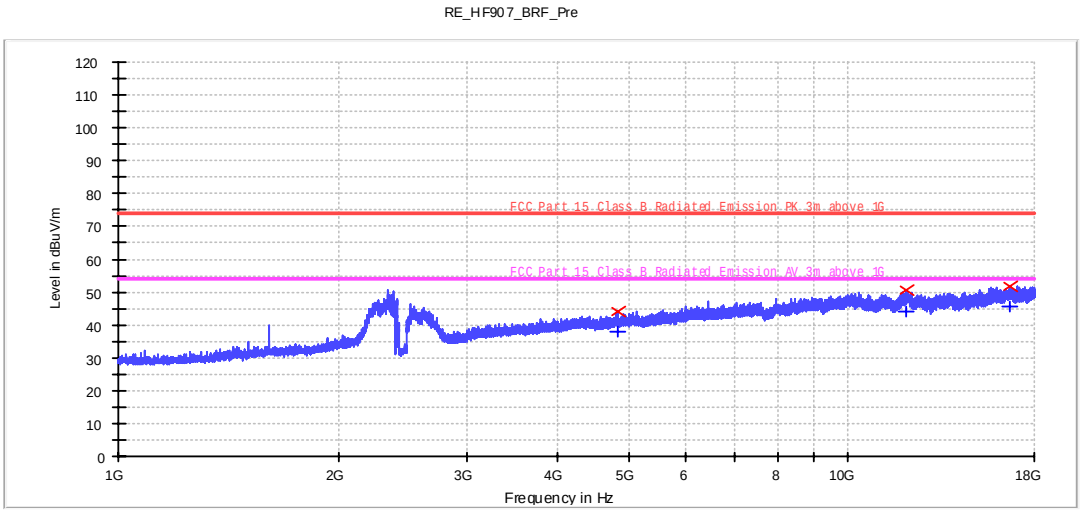

Limit and Margin

Frequency (MHz)	MaxPeak (dBuV/m)	AV (dBuV/m)	Height (cm)	Pol	Azimuth (deg)	Corr. (dB/m)	Margin - PK+ (dB)	Limit - PK+ (dBuV/m)	Margin - AV (dB)	Limit - AV (dBuV/m)
4824.000000	44.0	38.0	142.0	V	164.0	-2.6	30.0	74.0	16.0	54.0
12029.800000	50.5	44.3	125.0	V	113.0	5.2	23.5	74.0	9.8	54.0
16644.100000	51.6	45.7	127.0	V	143.0	6.6	22.4	74.0	8.3	54.0

TÜV SÜD Certification and Testing (China) Co., Ltd. Shanghai Branch
3-13, No.151, Heng Tong Road, Shanghai, 200070, P.R. China
Phone: +86 21 61410123, Fax:+86 21 61408600

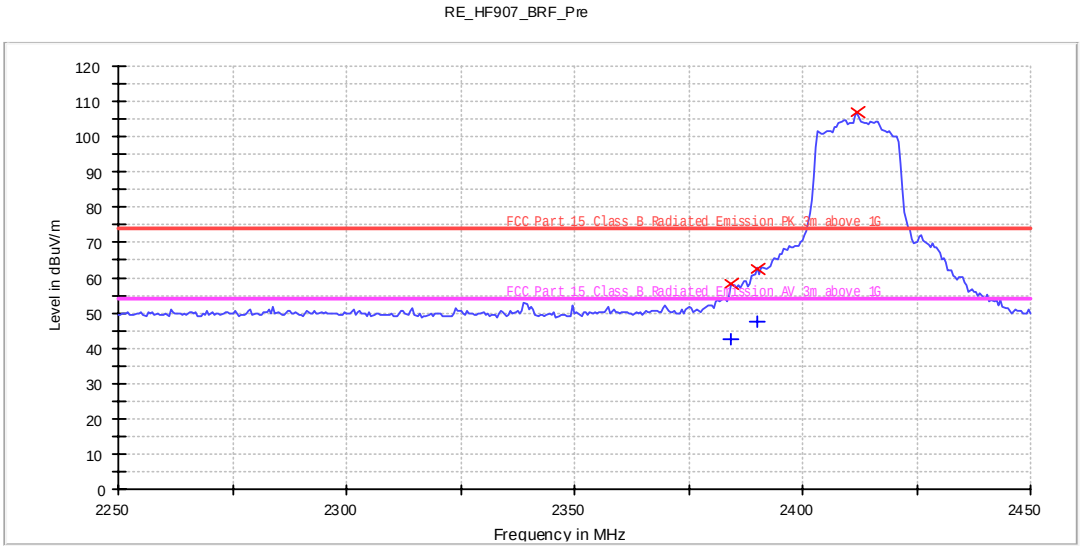

Limit and Margin

Frequency (MHz)	MaxPeak (dBuV/m)	AV (dBuV/m)	Height (cm)	Pol	Azimuth (deg)	Corr. (dB/m)	Margin - PK+ (dB)	Limit - PK+ (dBuV/m)	Margin - AV (dB)	Limit - AV (dBuV/m)
2384.500000	58.3	42.5	185.0	H	31.0	-0.8	15.7	74.0	11.5	54.0
2390.000000	62.6	47.7	168.0	H	359.0	-0.8	11.4	74.0	6.3	54.0
2412.000000	107.0	---	169.0	H	145.0	-0.7	-33.0	74.0	---	---

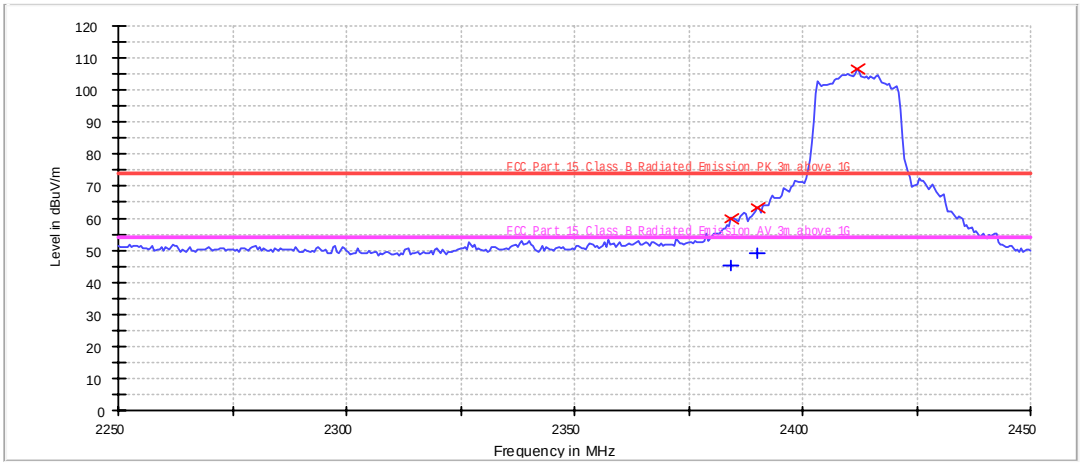

Limit and Margin

Frequency (MHz)	MaxPeak (dBuV/m)	AV (dBuV/m)	Height (cm)	Pol	Azimuth (deg)	Corr. (dB/m)	Margin - PK+ (dB)	Limit - PK+ (dBuV/m)	Margin - AV (dB)	Limit - AV (dBuV/m)
2384.500000	59.7	45.4	185.0	V	358.0	-0.8	14.3	74.0	8.6	54.0
2390.000000	63.1	49.3	159.0	V	45.0	-0.8	10.9	74.0	4.8	54.0
2412.000000	106.5	---	187.0	V	14.0	-0.7	-32.5	74.0	---	---

802.11G:2437MHz

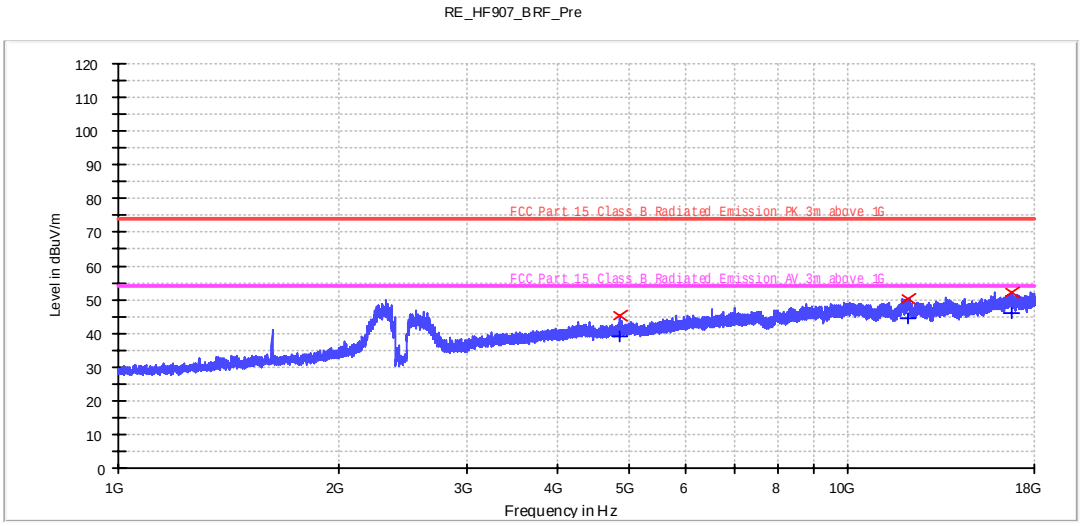

Limit and Margin

Frequency (MHz)	MaxPeak (dBuV/m)	AV (dBuV/m)	Height (cm)	Pol	Azimuth (deg)	Corr. (dB/m)	Margin - PK+ (dB)	Limit - PK+ (dBuV/m)	Margin - AV (dB)	Limit - AV (dBuV/m)
4874.000000	45.2	39.1	188.0	H	242.0	-2.4	28.8	74.0	14.9	54.0
12077.200000	50.3	44.3	168.0	H	214.0	5.2	23.7	74.0	9.7	54.0
16714.900000	52.3	46.0	196.0	H	133.0	6.7	21.8	74.0	8.0	54.0

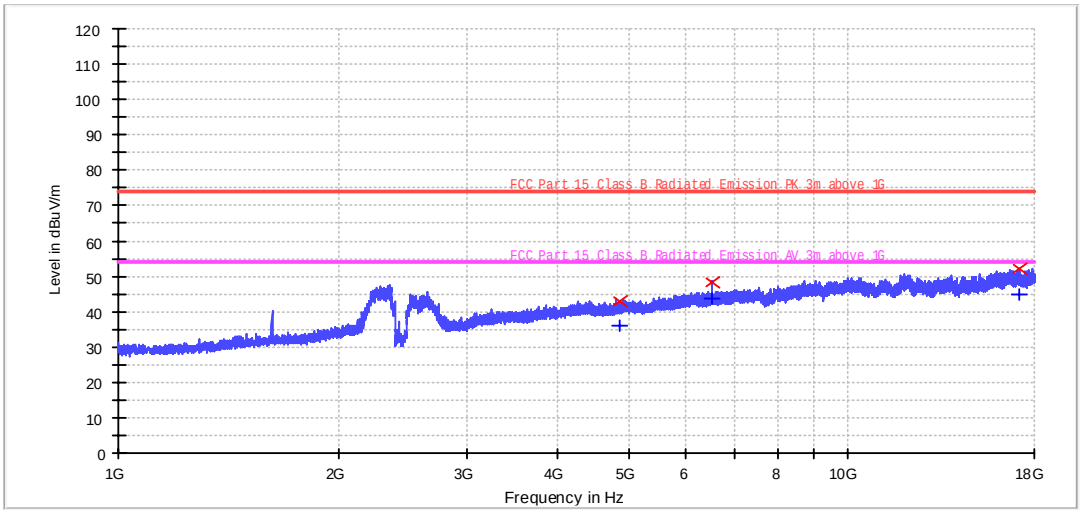

Limit and Margin

Frequency (MHz)	MaxPeak (dBuV/m)	AV (dBuV/m)	Height (cm)	Pol	Azimuth (deg)	Corr. (dB/m)	Margin - PK (dB)	Limit – PK+ (dBuV/m)	Margin - AV (dB)	Limit - AV (dBuV/m)
4874.000000	43.0	35.9	175.0	V	11.0	-2.7	31.0	74.0	18.1	54.0
6498.400000	48.2	43.6	180.0	V	134.0	0.0	25.8	74.0	10.4	54.0
17153.200000	52.0	44.9	188.0	V	132.0	6.8	22.0	74.0	9.1	54.0

802.11G:2462MHz

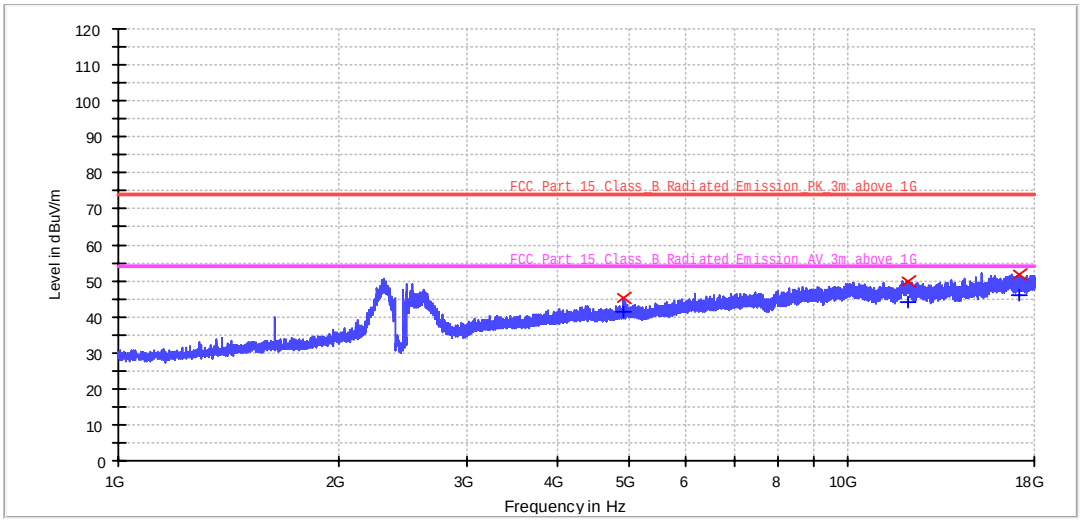

Limit and Margin

Frequency (MHz)	MaxPeak (dBuV/m)	AV (dBuV/m)	Height (cm)	Pol	Azimuth (deg)	Corr. (dB/m)	Margin - PK+ (dB)	Limit - PK+ (dBuV/m)	Margin - AV (dB)	Limit - AV (dBuV/m)
4924.000000	45.3	41.3	199.0	H	175.0	-2.3	28.8	74.0	12.7	54.0
12112.600000	49.9	43.9	197.0	H	11.0	5.2	24.1	74.0	10.1	54.0
17112.700000	51.9	46.1	187.0	H	324.0	6.8	22.1	74.0	7.9	54.0

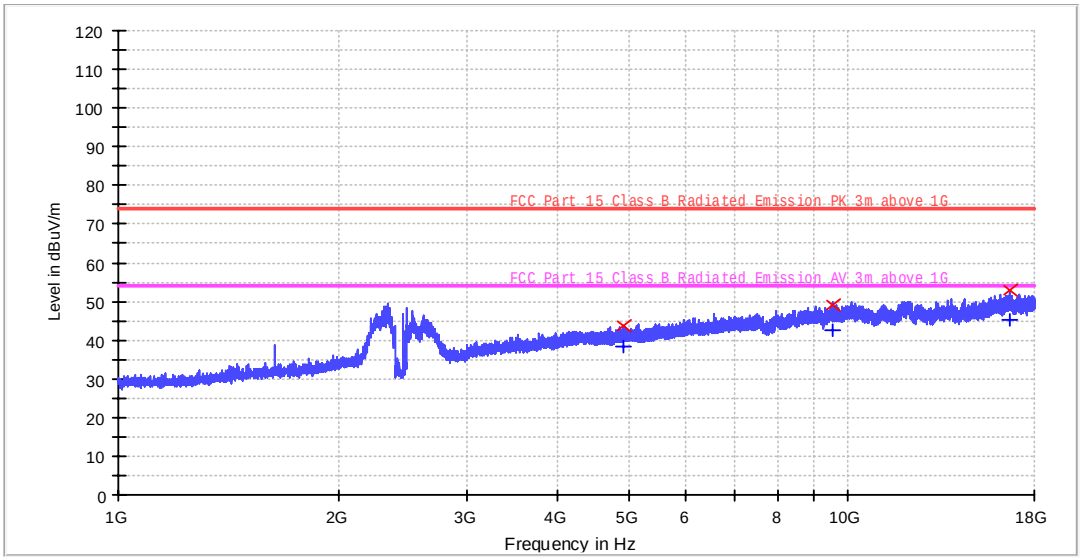

Limit and Margin

Frequency (MHz)	MaxPeak (dBuV/m)	AV (dBuV/m)	Height (cm)	Pol	Azimuth (deg)	Corr. (dB/m)	Margin - PK+ (dB)	Limit - PK+ (dBuV/m	Margin - AV (dB)	Limit - AV (dBuV/m
4924.000000	43.9	38.2	241.0	V	142.0	-2.3	30.1	74.0	15.8	54.0
9504.100000	49.2	42.6	175.0	V	17.0	2.9	24.8	74.0	11.4	54.0
16679.200000	52.7	45.1	158.0	V	199.0	6.7	21.3	74.0	8.9	54.0

RE_HF907_BRF_Pre

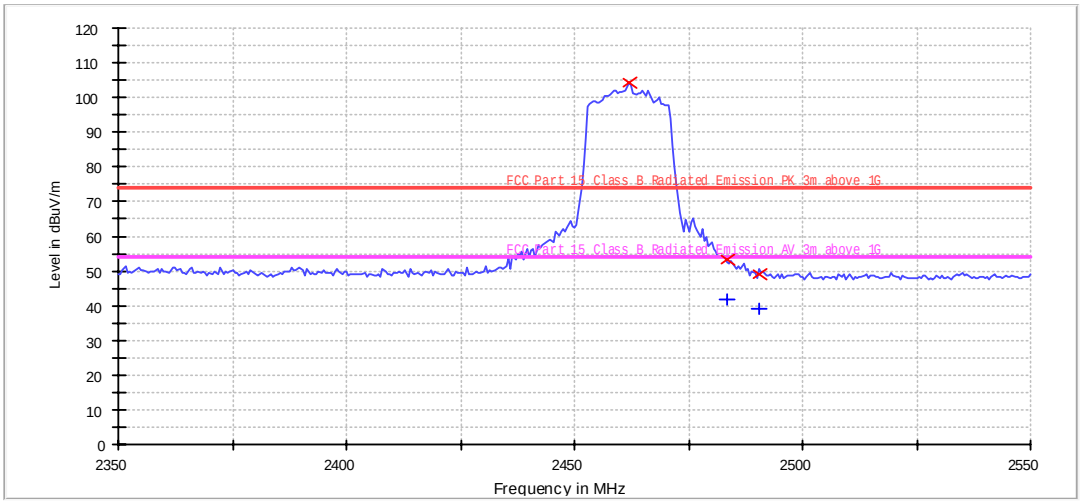

Limit and Margin

Frequency (MHz)	MaxPeak (dBuV/m)	AV (dBuV/m)	Height (cm)	Pol	Azimuth (deg)	Corr. (dB/m)	Margin - PK+ (dB)	Limit - PK+ (dBuV/m)	Margin - AV (dB)	Limit - AV (dBuV/m)
2462.000000	104.2	---	163.0	H	32.0	-0.4	-30.2	74.0	---	---
2483.500000	53.4	41.7	199.0	H	155.0	-0.3	20.6	74.0	12.3	54.0
2490.400000	49.1	39.2	185.0	H	154.0	-0.3	24.9	74.0	14.8	54.0

RE_HF907_BRF_Pre

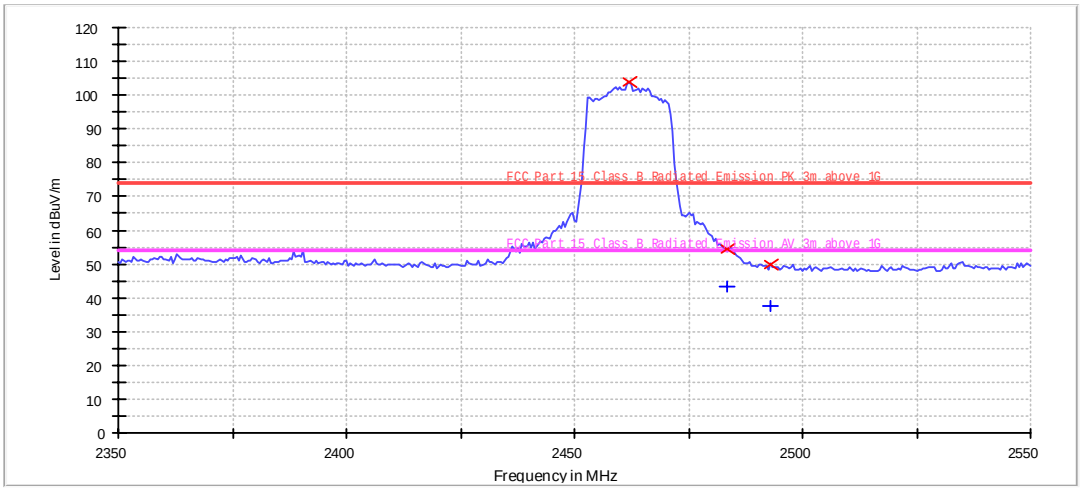

Limit and Margin

Frequency (MHz)	MaxPeak (dBuV/m)	AV (dBuV/m)	Height (cm)	Pol	Azimuth (deg)	Corr. (dB/m)	Margin - PK+ (dB)	Limit - PK+ (dBuV/m)	Margin - AV (dB)	Limit - AV (dBuV/m)
2462.000000	104.0	---	187.0	V	225.0	-0.4	-30.0	74.0	---	---
2483.500000	54.6	43.4	165.0	V	178.0	-0.3	19.4	74.0	10.7	54.0
2493.100000	49.9	37.7	174.0	V	12.0	-0.3	24.1	74.0	16.3	54.0

TÜV SÜD Certification and Testing (China) Co., Ltd. Shanghai Branch
3-13, No.151, Heng Tong Road, Shanghai, 200070, P.R. China
Phone: +86 21 61410123, Fax:+86 21 61408600

802.11N20:2412MHz

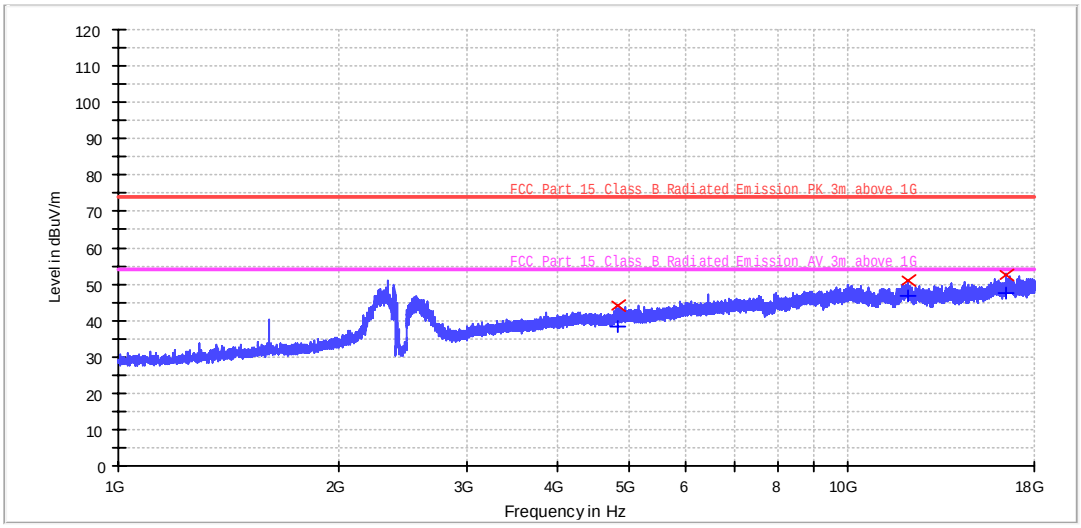

Limit and Margin

Frequency (MHz)	MaxPeak (dBuV/m)	AV (dBuV/m)	Height (cm)	Pol	Azimuth (deg)	Corr. (dB/m)	Margin - PK+ (dB)	Limit - PK+ (dBuV/m)	Margin - AV (dB)	Limit - AV (dBuV/m)
4824.000000	44.0	38.4	185.0	H	22.0	-2.6	30.0	74.0	15.6	54.0
12113.200000	51.1	46.8	169.0	H	175.0	5.2	22.9	74.0	7.2	54.0
16482.100000	52.7	47.6	187.0	H	174.0	6.2	21.3	74.0	6.4	54.0

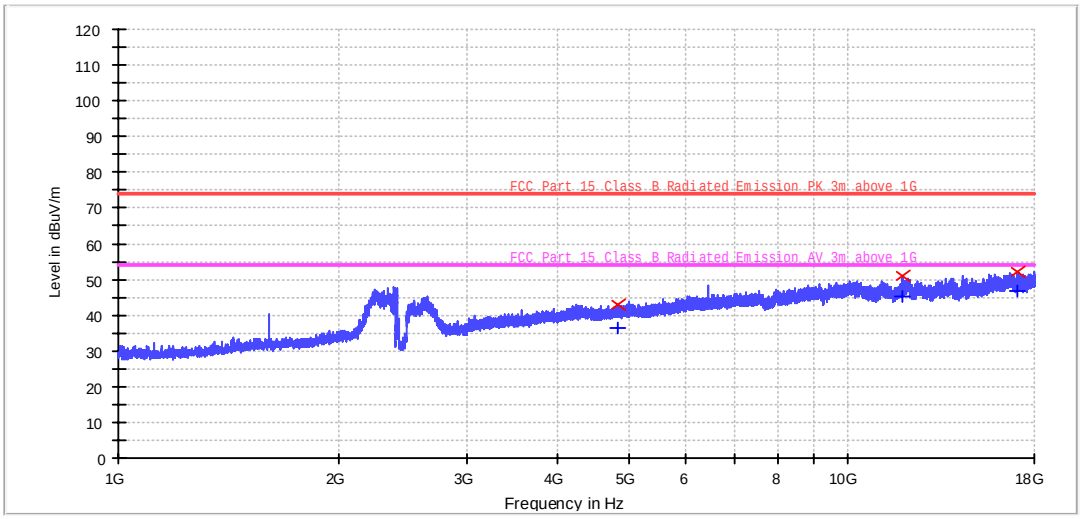

Limit and Margin

Frequency (MHz)	MaxPeak (dBuV/m)	AV (dBuV/m)	Height (cm)	Pol	Azimuth (deg)	Corr. (dB/m)	Margin - PK+ (dB)	Limit - PK+ (dBuV/m)	Margin - AV (dB)	Limit - AV (dBuV/m)
4824.000000	42.9	36.3	178.0	V	359.0	-2.3	31.1	74.0	17.7	54.0
11899.600000	51.0	45.1	186.0	V	166.0	5.1	23.0	74.0	8.9	54.0
17093.800000	52.0	46.8	185.0	V	133.0	6.7	22.0	74.0	7.2	54.0

TÜV SÜD Certification and Testing (China) Co., Ltd. Shanghai Branch
3-13, No.151, Heng Tong Road, Shanghai, 200070, P.R. China
Phone: +86 21 61410123, Fax:+86 21 61408600

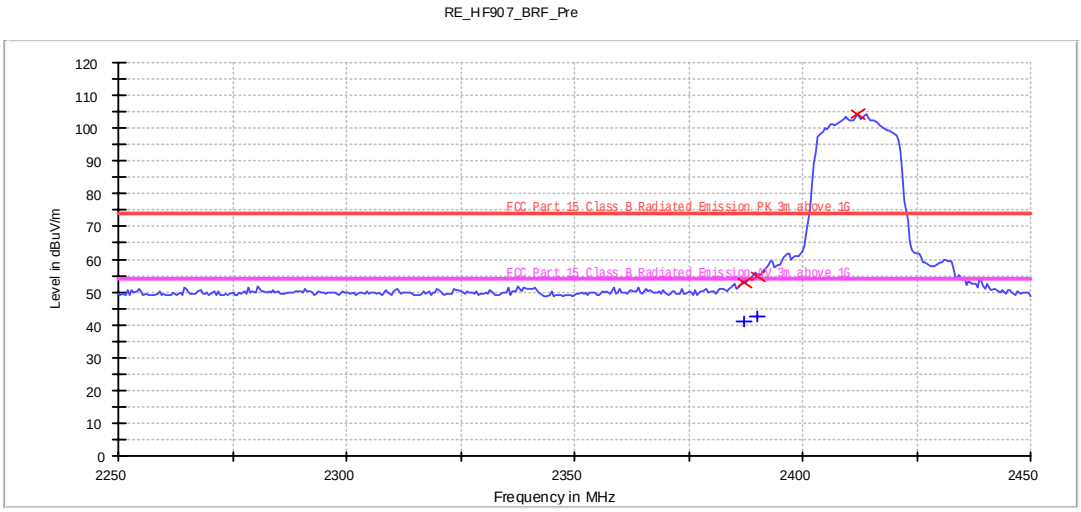

Limit and Margin

Frequency (MHz)	MaxPeak (dBuV/m)	AV (dBuV/m)	Height (cm)	Pol	Azimuth (deg)	Corr. (dB/m)	Margin - PK+ (dB)	Limit - PK+ (dBuV/	Margin - AV (dB)	Limit - AV (dBuV/
2387.000000	52.8	41.2	199.0	H	145.0	-0.8	21.2	74.0	12.8	54.0
2390.000000	55.0	42.6	187.0	H	12.0	-0.8	19.0	74.0	11.4	54.0
2412.000000	104.1	---	169.0	H	174.0	-0.7	-30.1	74.0	---	---

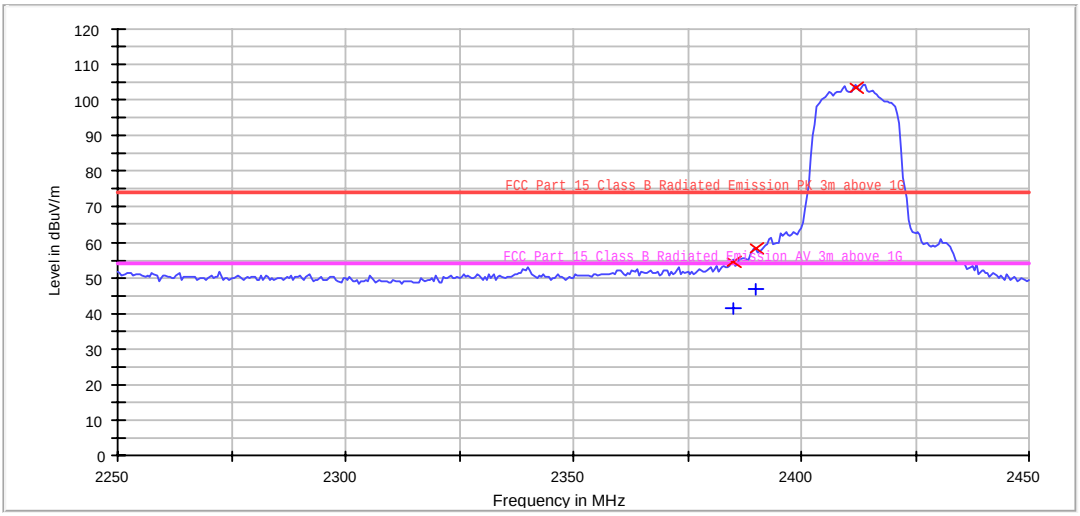

Limit and Margin

Frequency (MHz)	MaxPeak (dBuV/m)	AV (dBuV/m)	Height (cm)	Pol	Azimuth (deg)	Corr. (dB/m)	Margin - PK+ (dB)	Limit - PK+ (dBuV/m)	Margin - AV (dB)	Limit - AV (dBuV/m)
2385.000000	54.4	41.5	178.0	V	23.0	-0.8	19.7	74.0	12.5	54.0
2390.000000	58.4	46.9	198.0	V	178.0	-0.8	15.6	74.0	7.1	54.0
2412.000000	103.5	---	187.0	V	145.0	-0.7	-29.5	74.0	---	---

802.11N20:2437MHz

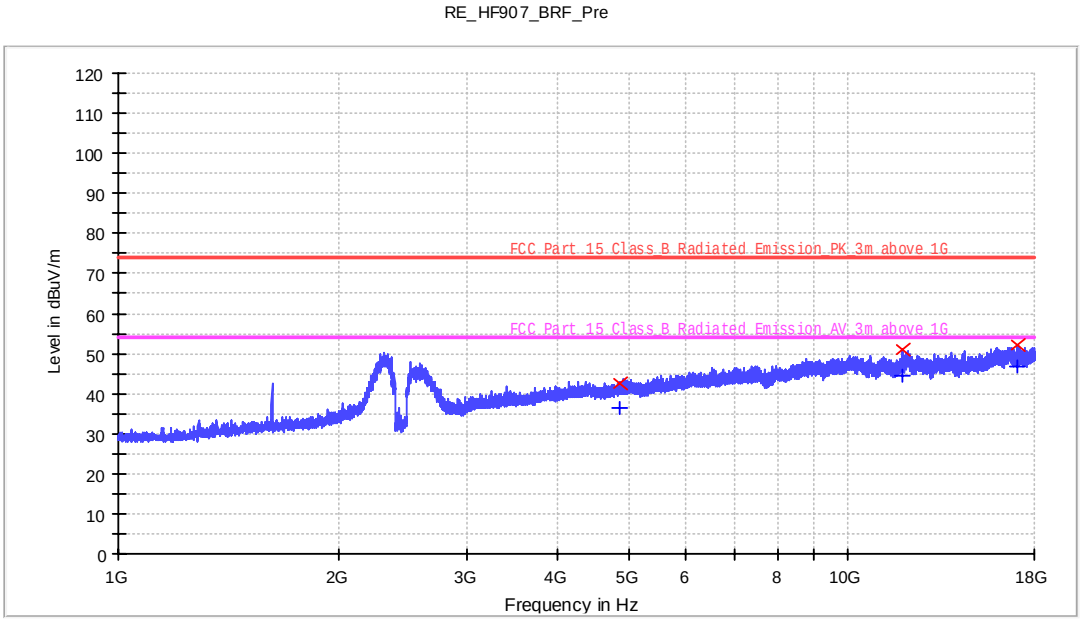

Limit and Margin

Frequency (MHz)	MaxPeak (dBuV/m)	AV (dBuV/m)	Height (cm)	Pol	Azimuth (deg)	Corr. (dB/m)	Margin - PK+	Limit - PK+	Margin - AV	Limit - AV
4874.000000	42.6	36.5	169.0	H	359.0	-2.5	31.4	74.0	17.5	54.0
11851.300000	50.8	44.5	188.0	H	311.0	5.1	23.2	74.0	9.5	54.0
17102.200000	52.2	46.9	178.0	H	152.0	6.8	21.8	74.0	7.1	54.0

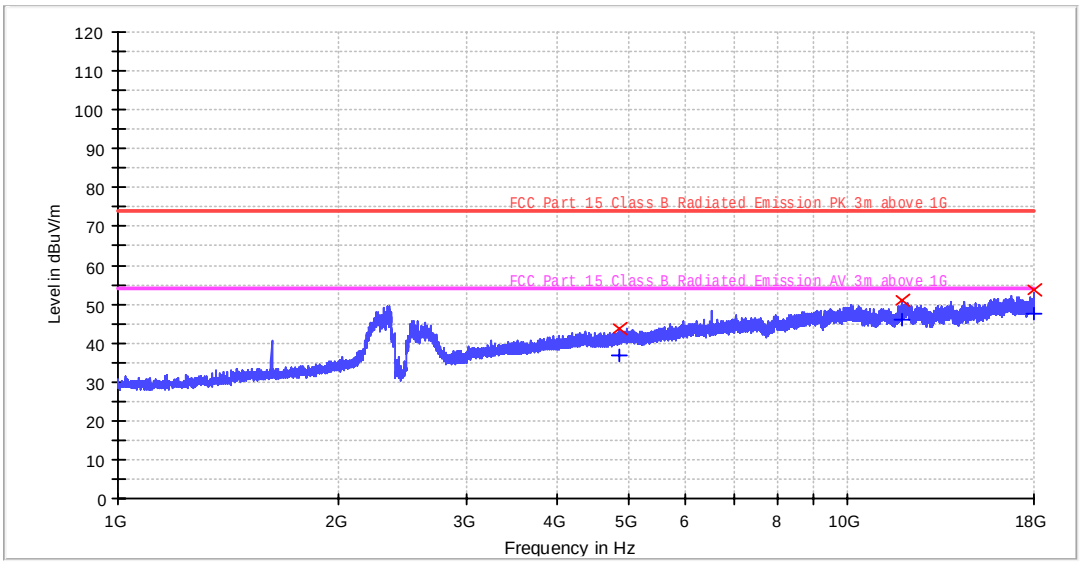

Limit and Margin

Frequency (MHz)	MaxPeak (dBuV/m)	AV (dBuV/m)	Height (cm)	Pol	Azimuth (deg)	Corr. (dB/m)	Margin - PK+ (dB)	Limit - PK+ (dBuV/	Margin - AV (dB)	Limit - AV (dBuV/m
4874.000000	43.7	36.9	178.0	V	2.0	-2.5	30.3	74.0	17.1	54.0
11900.800000	50.9	45.9	188.0	V	158.0	5.1	23.1	74.0	8.1	54.0
17989.300000	53.6	47.6	189.0	V	174.0	7.4	20.4	74.0	6.4	54.0

802.11N20:2462MHz

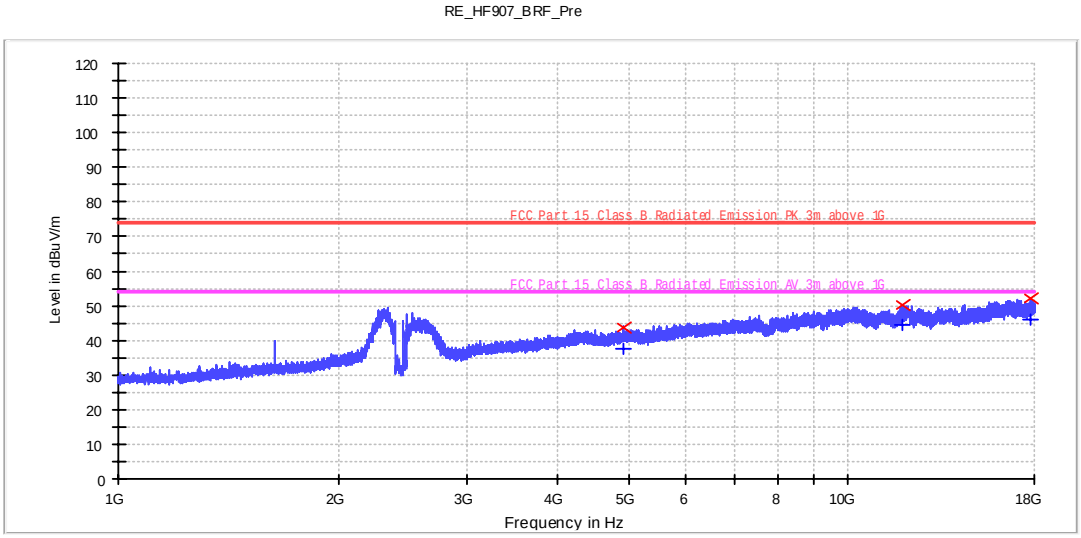

Limit and Margin

Frequency (MHz)	MaxPeak (dBuV/m)	AV (dBuV/m)	Height (cm)	Pol	Azimuth (deg)	Corr. (dB/m)	Margin - PK+ (dB)	Limit - PK+ (dBuV/m)	Margin - AV (dB)	Limit - AV (dBuV/m)
4924.000000	43.7	37.7	185.0	H	114.0	-2.3	30.3	74.0	16.3	54.0
11878.300000	50.3	44.5	199.0	H	247.0	5.1	23.7	74.0	9.5	54.0
17761.000000	52.3	46.1	178.0	H	152.0	7.0	21.7	74.0	7.9	54.0

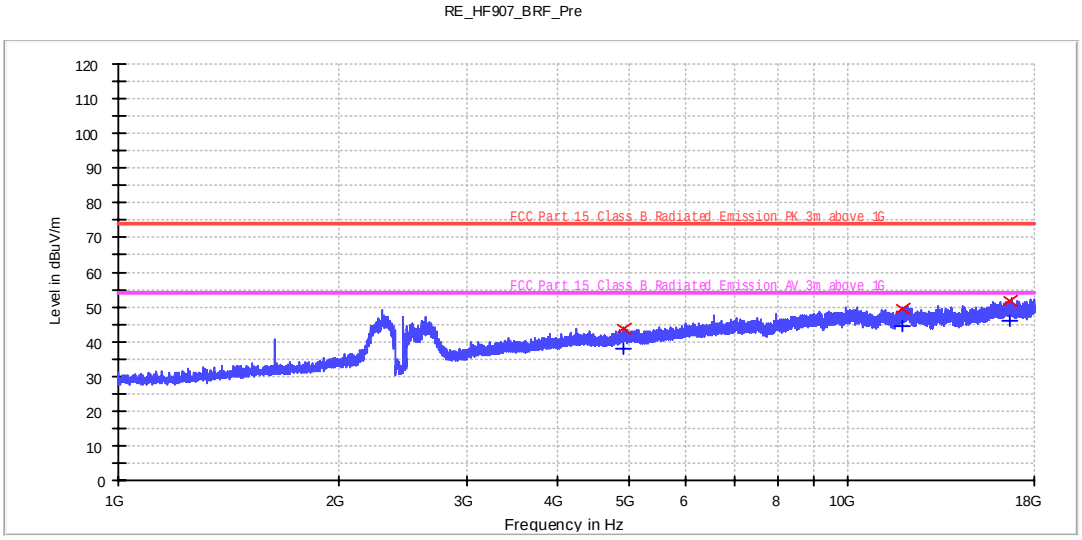

Limit and Margin

Frequency (MHz)	MaxPeak (dBuV/m)	AV (dBuV/m)	Height (cm)	Pol	Azimuth (deg)	Corr. (dB/m)	Margin - PK+ (dB)	Limit - PK+ (dBuV/m)	Margin - AV (dB)	Limit - AV (dBuV/m)
4924.000000	43.5	37.9	188.0	V	359.0	-1.5	30.5	74.0	16.1	54.0
11847.700000	49.6	44.5	169.0	V	184.0	5.1	24.4	74.0	9.5	54.0
16658.500000	51.8	45.8	178.0	V	165.0	6.6	22.2	74.0	8.2	54.0

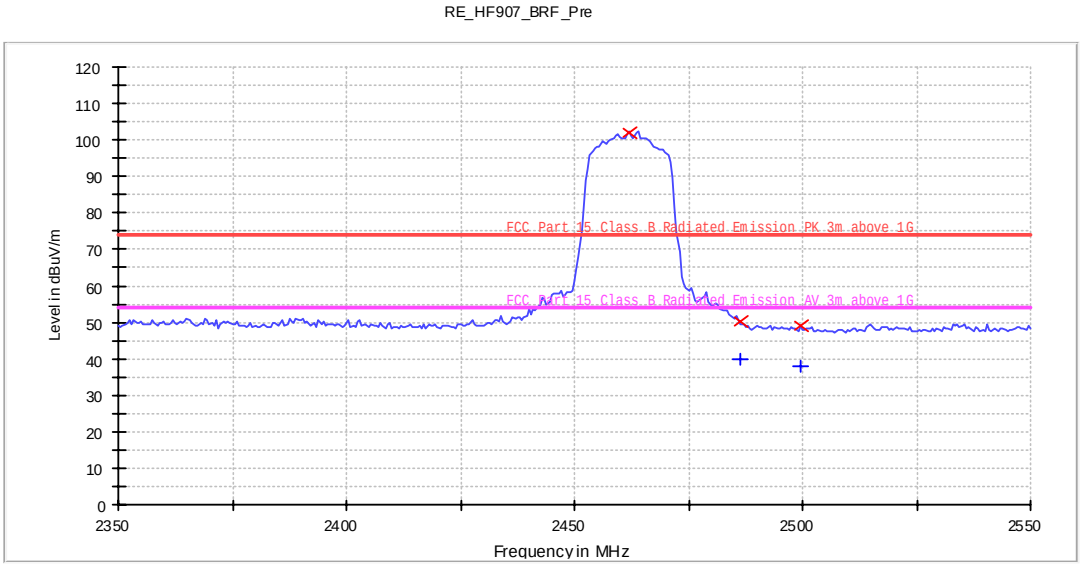

Limit and Margin

Frequency (MHz)	MaxPeak (dBuV/m)	AV (dBuV/m)	Height (cm)	Pol	Azimuth (deg)	Corr. (dB/m)	Margin - PK+ (dB)	Limit - PK+ (dBuV/m)	Margin - AV (dB)	Limit - AV (dBuV/m)
2462.000000	102.0	---	185.0	H	280.0	-0.4	-28.0	74.0	---	---
2486.500000	50.1	39.9	199.0	H	318.0	-0.3	23.9	74.0	14.1	54.0
2499.400000	49.1	37.9	178.0	H	352.0	-0.3	24.9	74.0	16.1	54.0

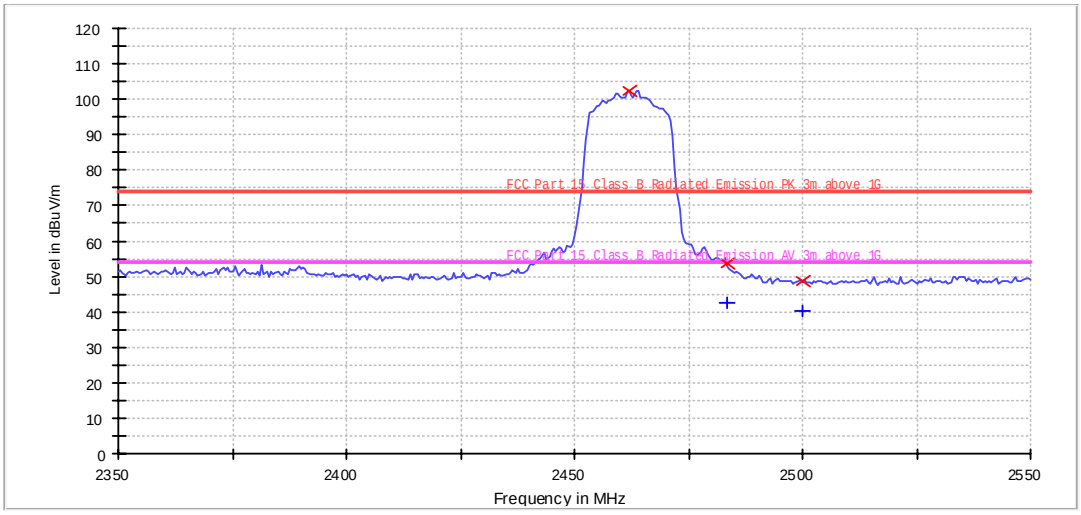

Limit and Margin

Frequency (MHz)	MaxPeak (dBuV/m)	AV (dBuV/m)	Height (cm)	Pol	Azimuth (deg)	Corr. (dB/m)	Margin - PK+ (dB)	Limit - PK+ (dBuV/m)	Margin - AV (dB)	Limit - AV (dBuV/m)
2462.000000	102.2	---	188.0	V	124.0	-0.4	-28.2	74.0	---	---
2483.500000	53.7	42.6	199.0	V	153.0	-0.3	20.3	74.0	11.4	54.0
2500.000000	48.8	40.1	177.0	V	147.0	-0.3	25.2	74.0	13.9	54.0

TÜV SÜD Certification and Testing (China) Co., Ltd. Shanghai Branch
3-13, No.151, Heng Tong Road, Shanghai, 200070, P.R. China
Phone: +86 21 61410123, Fax:+86 21 61408600

The worst case of Radiated Emission 18-25GHz: Only the worst case listed as below.

18-25GHz Radiated Emission

EUT Information

EUT Name:	Wi-Fi and Bluetooth Module
Model	T1-3S
Client:	Hangzhou Tuya Information Co., Ltd
Op Cond	DC 3.3V power on and transmitted mode, TX_2437MHz at g mode
Operator:	Chengjie Guo
Standard	FCC Part 15.209(a)
Comment:	Horizontal
Sample No.:	SHA-905535-1

Sweep Setup: RE_3116C_pre [EMI radiated]

Hardware Setup:	RE_3116C
Receiver:	[FSV 40]
Level Unit:	dBuV/m

Subrange	Step Size	Detectors	Bandwidth	Sweep Time	Preamp
18 GHz - 25 GHz	500 kHz	PK+	1 MHz	0.05 s	0 dB

Full Spectrum

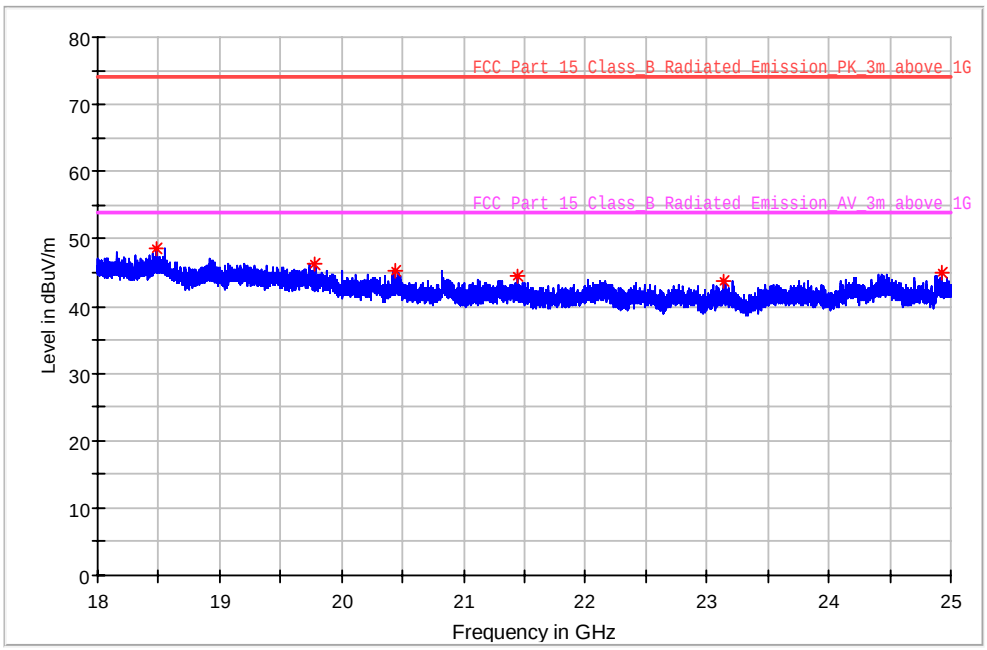

Critical_Freqs

Frequency (MHz)	MaxPeak (dBuV/m)	Limit (dBuV/m)	Margin (dB)	Height (cm)	Pol	Azimuth (deg)	Corr. (dB/m)
18485.000000	48.66	74.00	25.34	100.0	H	171.0	8.1
19778.500000	46.31	74.00	27.69	100.0	H	139.0	8.3
20441.000000	45.30	74.00	28.70	100.0	H	235.0	8.4
21447.500000	44.45	74.00	29.55	100.0	H	122.0	8.6
23142.500000	43.69	74.00	30.31	100.0	H	10.0	8.9
24929.500000	45.01	74.00	28.99	100.0	H	337.0	9.0

18-25GHz Radiated Emission

EUT Information

EUT Name:	Wi-Fi and Bluetooth Module
Model	T1-3S
Client:	Hangzhou Tuya Information Co., Ltd
Op Cond	DC 3.3V power on and transmitted mode, TX_2437MHz at g mode
Operator:	Chengjie Guo
Standard	FCC Part 15.209(a)
Comment:	Vertical
Sample No.:	SHA-905535-1

Sweep Setup: RE_3116C_pre [EMI radiated]

Hardware Setup:	RE_3116C
Receiver:	[FSV 40]
Level Unit:	dBuV/m

Subrange	Step Size	Detectors	Bandwidth	Sweep Time	Preamp
18 GHz - 25 GHz	500 kHz	PK+	1 MHz	0.05 s	0 dB

Full Spectrum

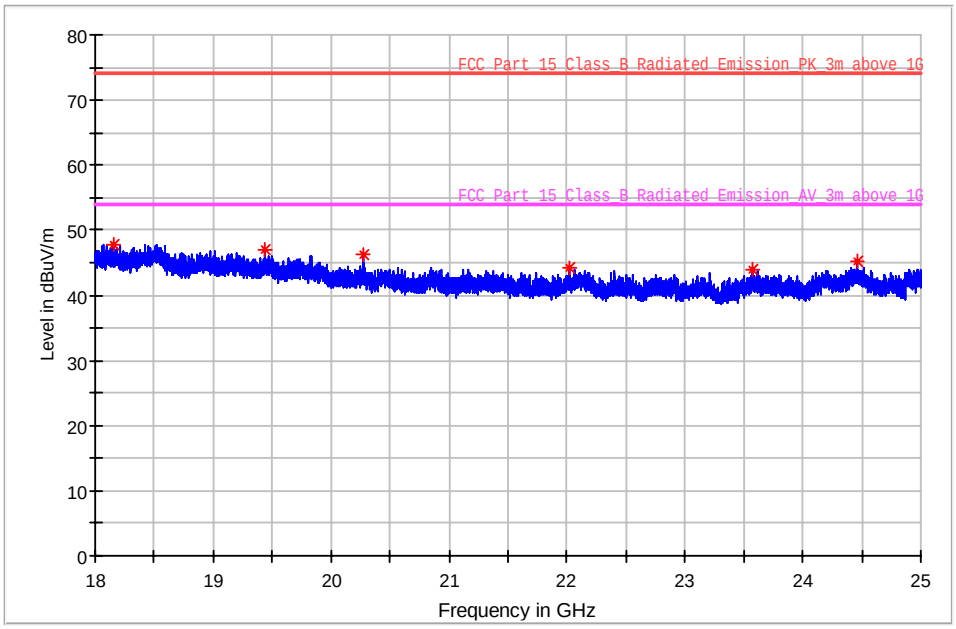

Critical_Freqs

Frequency (MHz)	MaxPeak (dBuV/m)	Limit (dBuV/m)	Margin (dB)	Height (cm)	Pol	Azimuth (deg)	Corr. (dB/m)
18156.500000	47.90	74.00	26.10	100.0	V	172.0	8.1
19443.000000	46.99	74.00	27.01	100.0	V	46.0	8.4
20269.500000	46.31	74.00	27.69	100.0	V	244.0	8.3
22021.500000	44.33	74.00	29.67	100.0	V	267.0	8.8
23576.500000	44.08	74.00	29.92	100.0	V	192.0	8.9
24457.000000	45.18	74.00	28.82	100.0	V	325.0	9.0

Remark:

(1) Emission level= Original Receiver Reading + Correct Factor
(2) Correct Factor = Antenna Factor + Cable Loss -Amplifier gain
(3) Margin = limit – Corrected Reading

TÜV SÜD Certification and Testing (China) Co., Ltd. Shanghai Branch
3-13, No.151, Heng Tong Road, Shanghai, 200070, P.R. China
Phone: +86 21 61410123, Fax:+86 21 61408600

11 Test Equipment List

List of Test Instruments
Test Site1

	DESCRIPTION	MANUFACTURER	MODEL NO.	SERIAL NO.	CAL. DATE	CAL. DUE DATE
C	Signal spectrum analyzer	Agilent	N9020B	MY59050168	2025-2-19	2026-2-18
	Wideband power sensor	Rohde & Schwarz	NRP-Z81	105903	2025-2-19	2026-2-18
	10dB Attenuator	Aeroflex Weinschel	CG-4689	93459	2025-2-19	2026-2-18
RE	EMI Test Receiver	Rohde & Schwarz	ESR3	101906	2024-8-1	2025-7-31
	Signal Analyzer	Rohde & Schwarz	FSV40	101091	2024-8-1	2025-7-31
	Trilog Super Broadband Test Antenna	Schwarzbeck	VULB 9168	961	2024-8-30	2025-8-29
	Double-ridged waveguide horn antenna	Rohde & Schwarz	HF907	102868	2024-4-14	2025-4-13
	Pre-amplifier	Shenzhen HzEMC	HPA-081843	HYPA23026	2024-4-16	2025-4-15
	Loop antenna	Rohde & Schwarz	HFH2-Z2	100443	2024-6-26	2025-6-25
	Double Ridged Horn Antenna	ETS-Lindgren	3116C	00246076	2023-7-7	2026-7-6
	3m Semi-anechoic chamber	TDK	9X6X6	----	2024-5-8	2027-5-7
	Band reject filter	Wainwright	WRCGV10-2382-2402-2480-2500-52SS	38	2024-8-1	2025-7-31
	Coaxial Cable	----	----	RE Cable 01	2024-8-1	2025-7-31
	Coaxial Cable	----	----	RE Cable 02	2024-8-1	2025-7-31
	Coaxial Cable	----	----	RE Cable 03	2024-8-1	2025-7-31
	Coaxial Cable	----	----	RE Cable 04	2024-8-1	2025-7-31
CE	EMI Test Receiver	Rohde & Schwarz	ESR3	101907	2024-8-1	2025-7-31
	LISN	Rohde & Schwarz	ENV216	101924	2024-8-1	2025-7-31

Measurement Software Information			
Test Item	Software	Manufacturer	Version
C	MTS 8310	MWRFtest	3.0.0.0
	Power Viewer	Rohde & Schwarz	V 11.0
RE	EMC 32	Rohde & Schwarz	V10.50.40
CE	EMC 32	Rohde & Schwarz	V9.15.03

C - Conducted RF tests

- Conducted peak output power
- 6dB bandwidth and 99% Occupied Bandwidth
- Power spectral density
- Spurious RF conducted emissions
- Band edge

TÜV SÜD Certification and Testing (China) Co., Ltd. Shanghai Branch
3-13, No.151, Heng Tong Road, Shanghai, 200070, P.R. China
Phone: +86 21 61410123, Fax:+86 21 61408600

12 System Measurement Uncertainty

For a 95% confidence level, the measurement expanded uncertainties for defined systems, in accordance with the recommendations of ISO 17025 were:

Items	Extended Uncertainty
Conducted Disturbance at Mains Terminals	150kHz to 30MHz, LISN, 3.16dB
Radiated Disturbance	30MHz to 1GHz, 5.03dB (Horizontal) 5.12dB (Vertical) 1GHz to 18GHz, 5.49dB 18GHz to 40GHz, 5.63dB
Carrier power conducted measurement	50MHz~18GHz, 1.238dB
Spurious Emission Conducted Measurement	9kHz ~40GHz, 1.224dB

Measurement Uncertainty Decision Rule:

Determination of conformity with the specification limits is based on the decision rule according to IEC Guide 115: 2021, clause 4.4.3 and 4.5.1.

13 Photographs of Test Set-ups

Refer to the < Test Setup photos >.

TÜV SÜD Certification and Testing (China) Co., Ltd. Shanghai Branch
3-13, No.151, Heng Tong Road, Shanghai, 200070, P.R. China
Phone: +86 21 61410123, Fax:+86 21 61408600

14 Photographs of EUT

Refer to the < External Photos > & < Internal Photos >.

----------End of Test Report----------

TÜV SÜD Certification and Testing (China) Co., Ltd. Shanghai Branch
3-13, No.151, Heng Tong Road, Shanghai, 200070, P.R. China
Phone: +86 21 61410123, Fax:+86 21 61408600