Tx. Spurious NVNT ax40-RU484 2422MHz Ant1 Ref

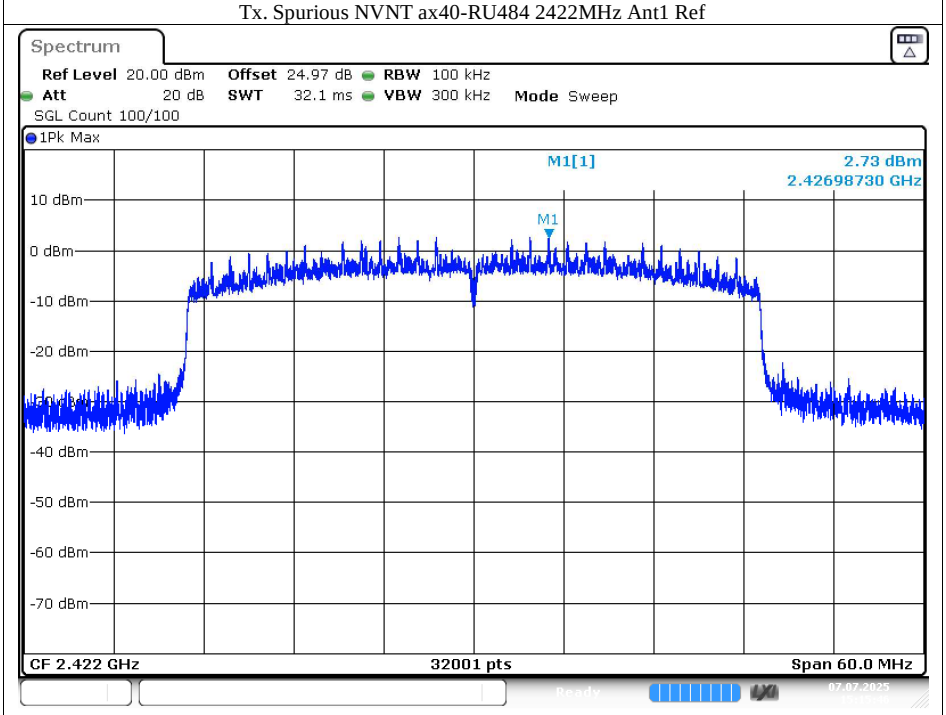

Date: 7.JUL.2025 15:15:46

Tx. Spurious NVNT ax40-RU484 2422MHz Ant1 Emission Range1

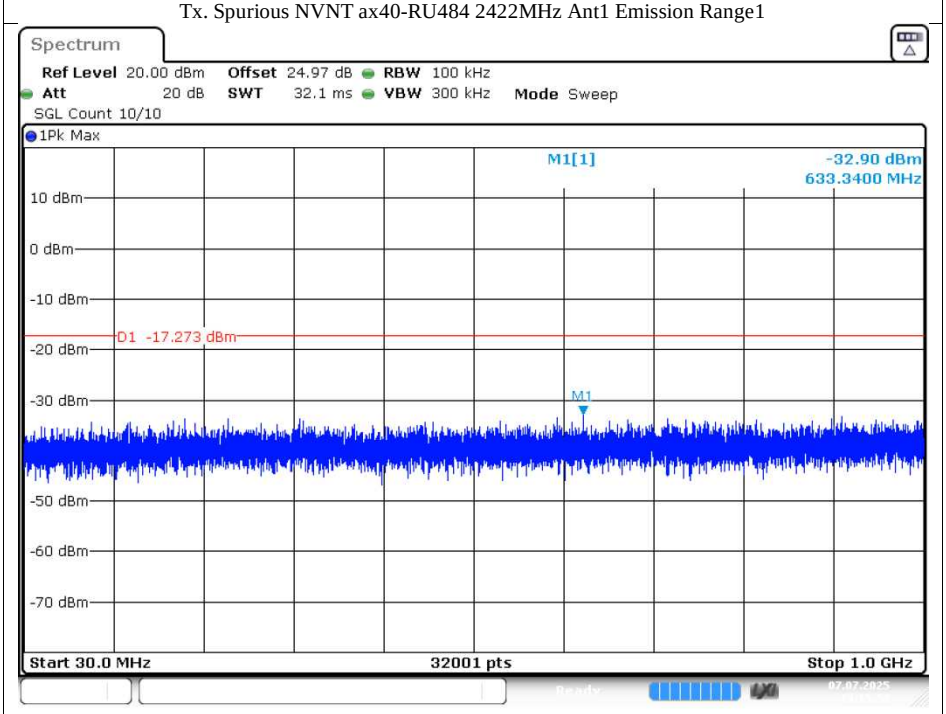

Date: 7.JUL.2025 15:15:50

Tx. Spurious NVNT ax40-RU484 2422MHz Ant1 Emission Range2

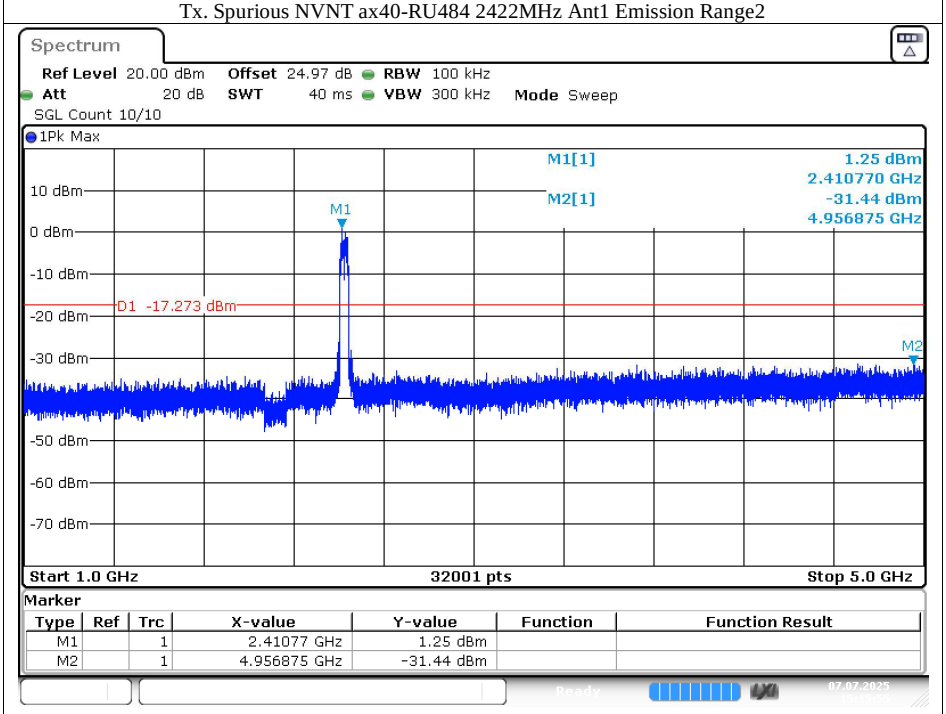

Date: 7.JUL.2025 15:15:55

Tx. Spurious NVNT ax40-RU484 2422MHz Ant1 Emission Range3

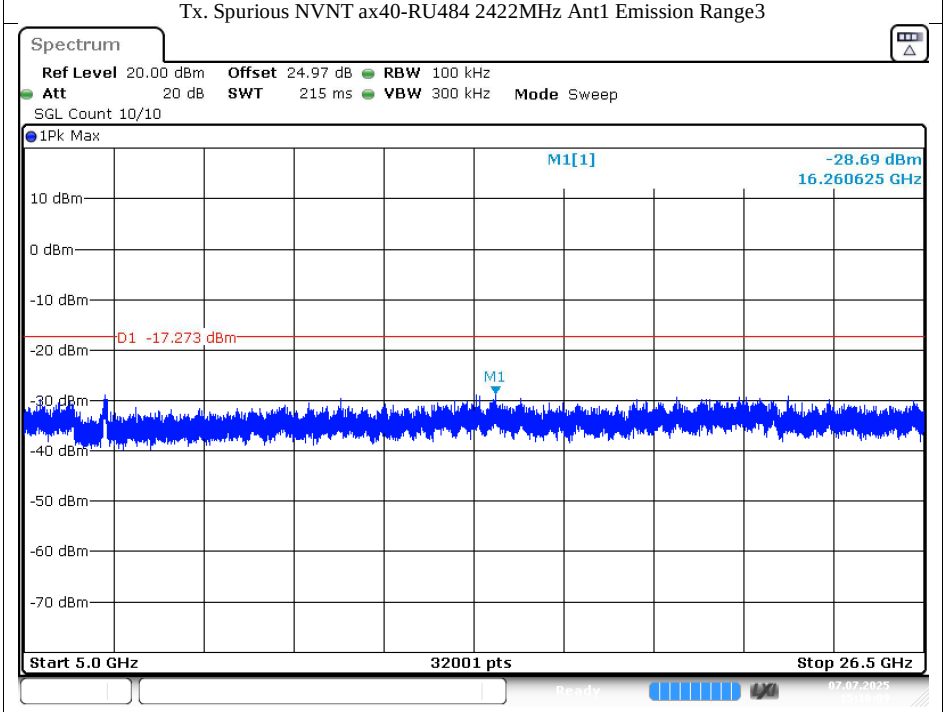

Date: 7.JUL.2025 15:16:09

Tx. Spurious NVNT ax40-RU484 2437MHz Ant1 Ref

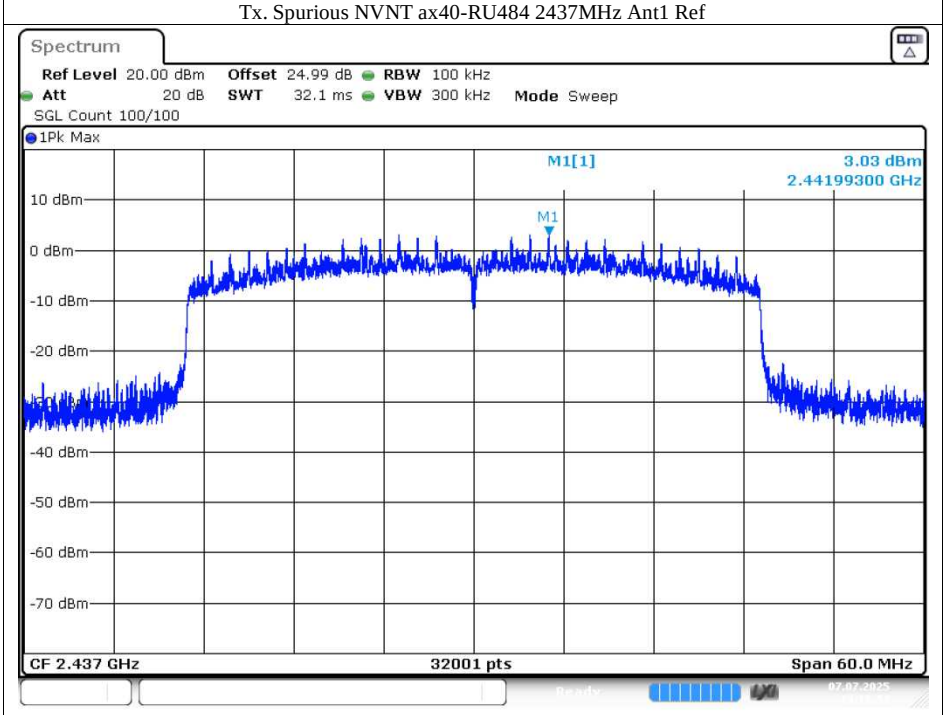

Date: 7.JUL.2025 15:18:53

Tx. Spurious NVNT ax40-RU484 2437MHz Ant1 Emission Range1

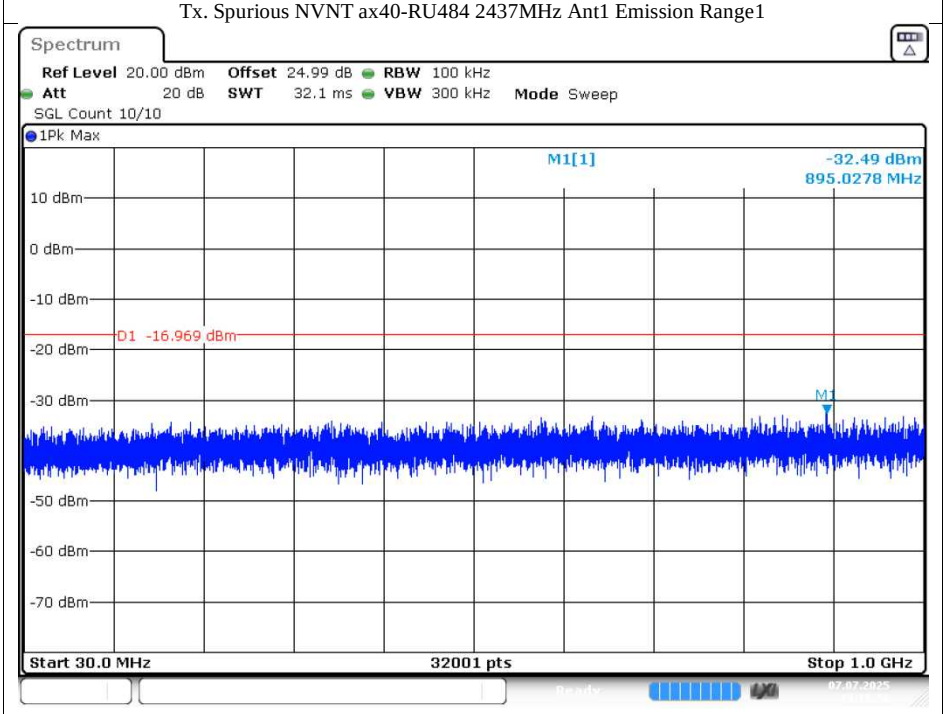

Date: 7.JUL.2025 15:18:57

Tx. Spurious NVNT ax40-RU484 2437MHz Ant1 Emission Range2

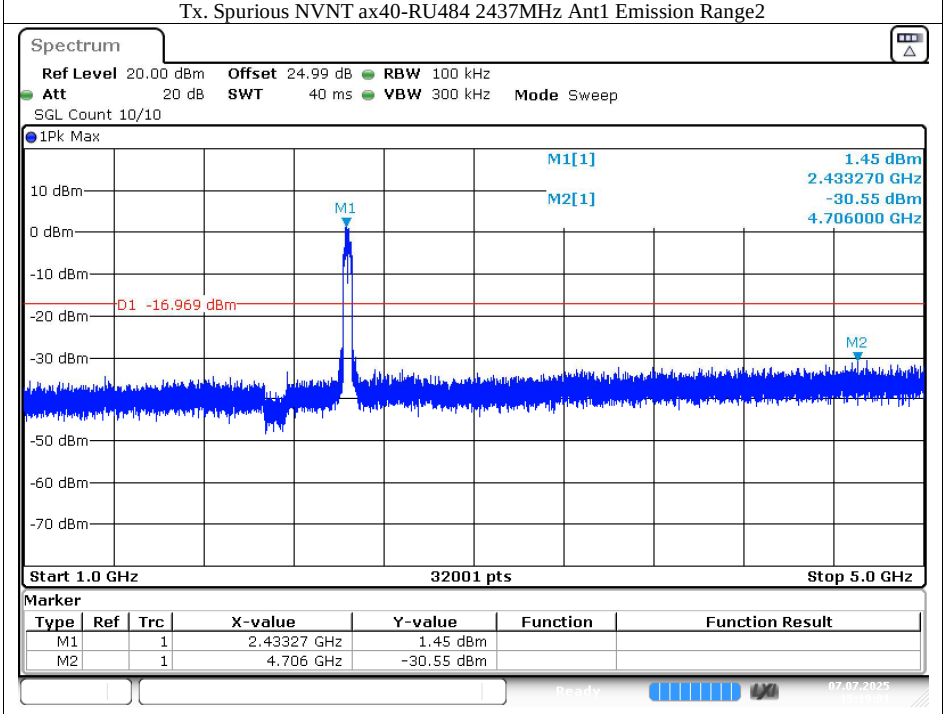

Date: 7.JUL.2025 15:19:02

Tx. Spurious NVNT ax40-RU484 2437MHz Ant1 Emission Range3

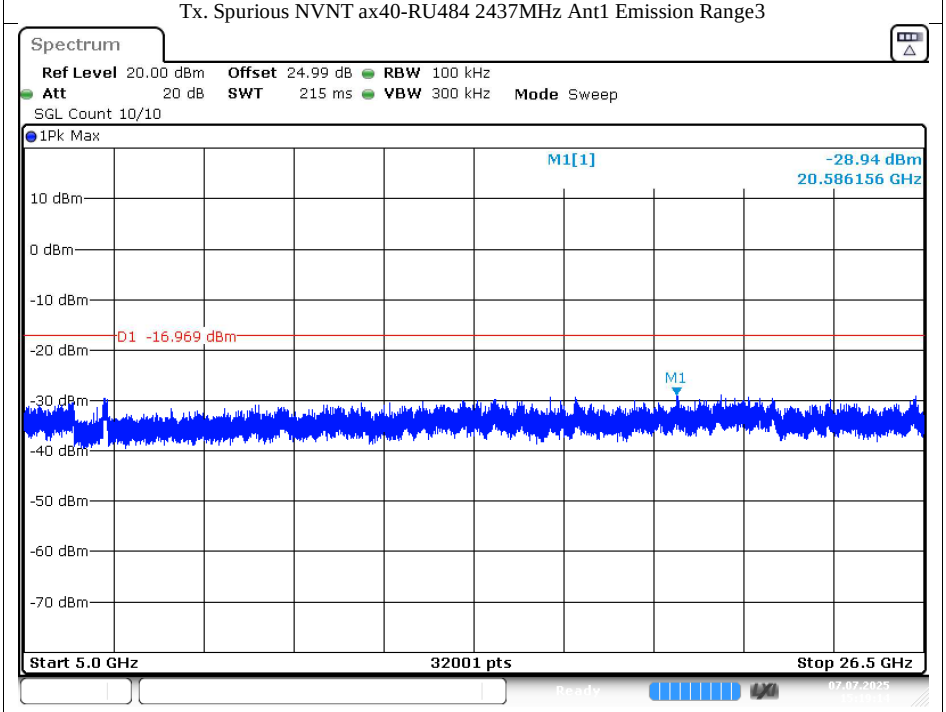

Date: 7.JUL.2025 15:19:15

Tx. Spurious NVNT ax40-RU484 2452MHz Ant1 Ref

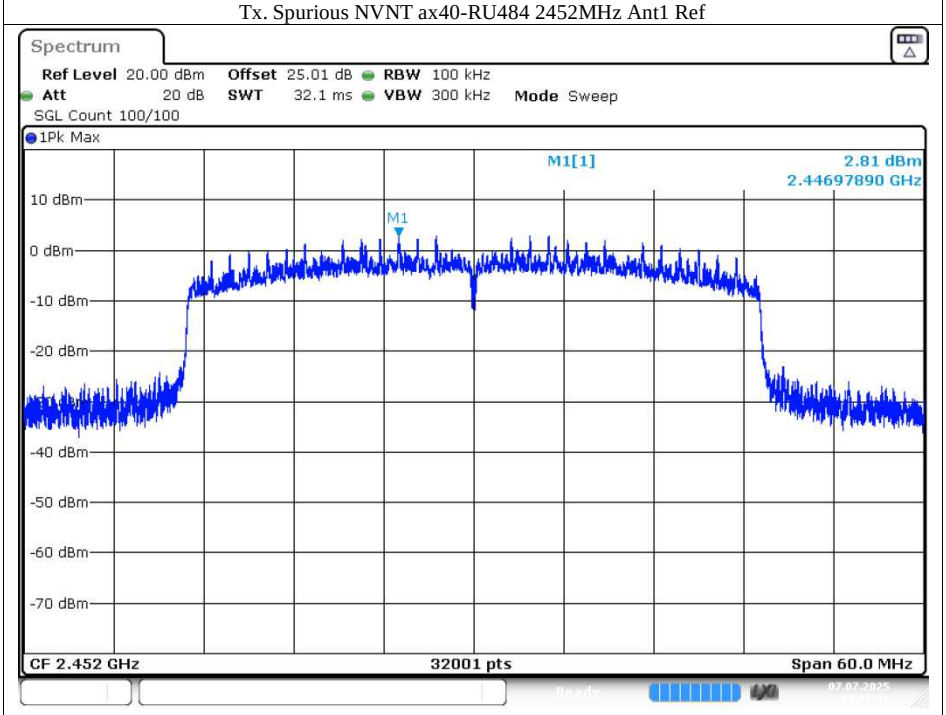

Date: 7.JUL.2025 15:21:06

Tx. Spurious NVNT ax40-RU484 2452MHz Ant1 Emission Range1

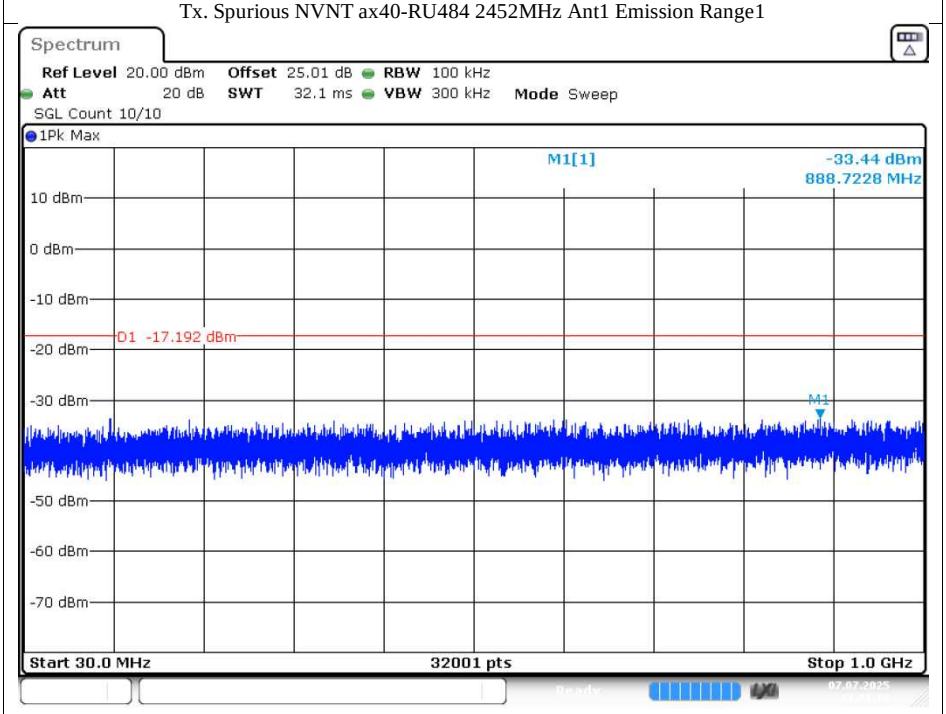

Date: 7.JUL.2025 15:21:10

Tx. Spurious NVNT ax40-RU484 2452MHz Ant1 Emission Range2

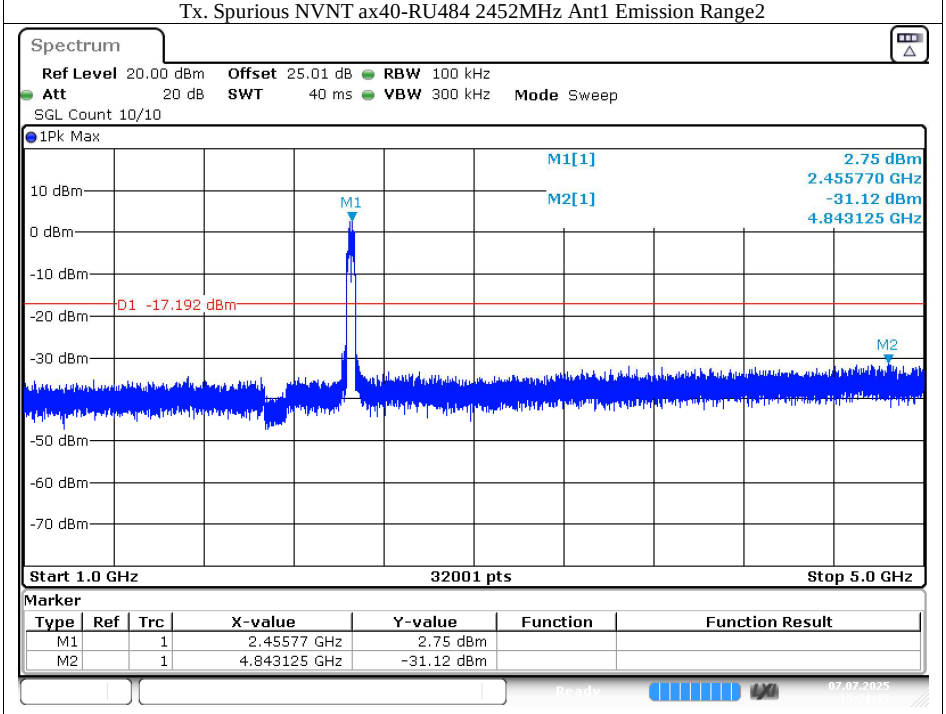

Date: 7.JUL.2025 15:21:15

Tx. Spurious NVNT ax40-RU484 2452MHz Ant1 Emission Range3

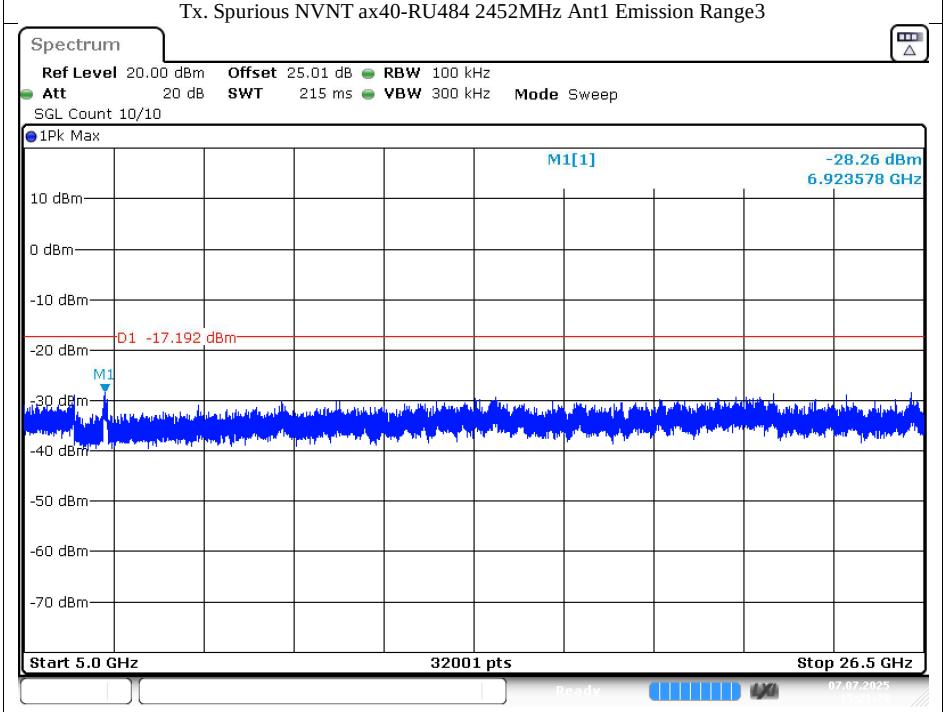

Date: 7.JUL.2025 15:21:28

Tx. Spurious NVNT ax40-RU52 2422MHz Ant1 Ref

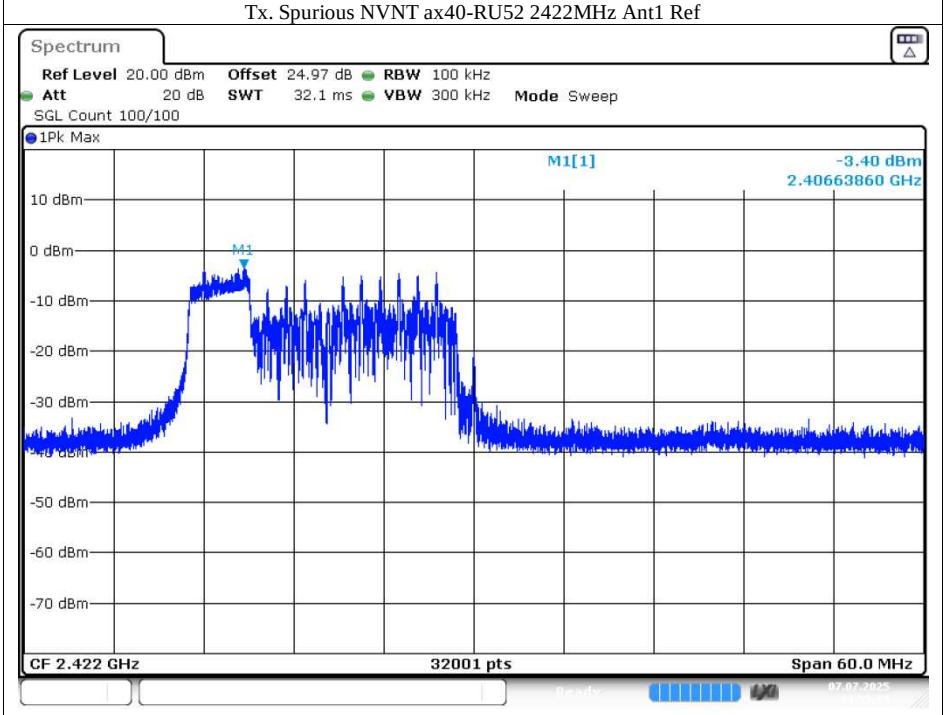

Date: 7.JUL.2025 14:50:05

Tx. Spurious NVNT ax40-RU52 2422MHz Ant1 Emission Range1

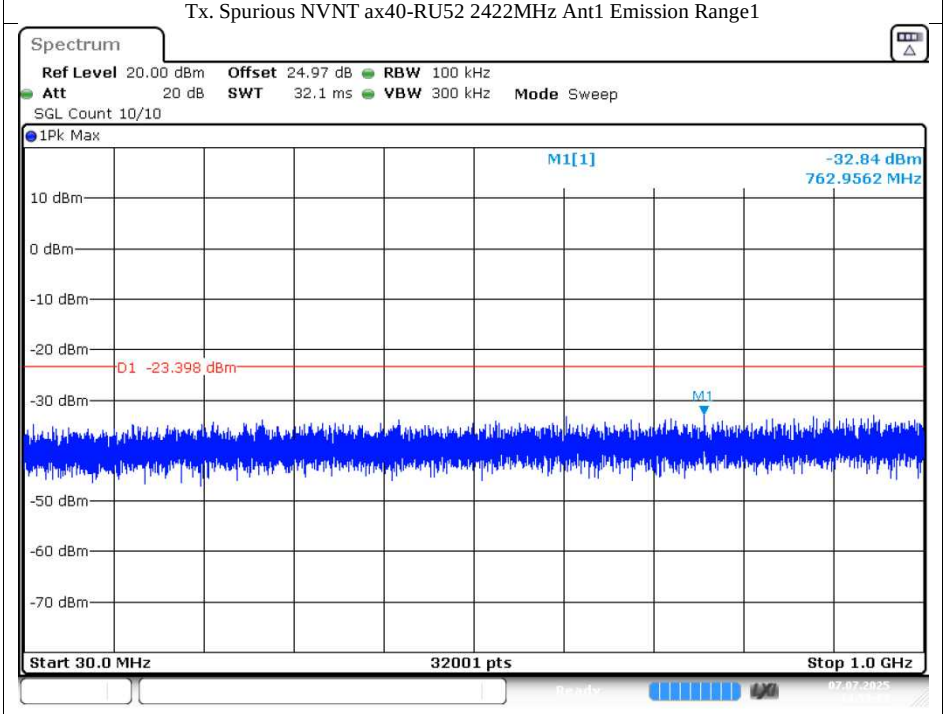

Date: 7.JUL.2025 14:50:09

Tx. Spurious NVNT ax40-RU52 2422MHz Ant1 Emission Range2

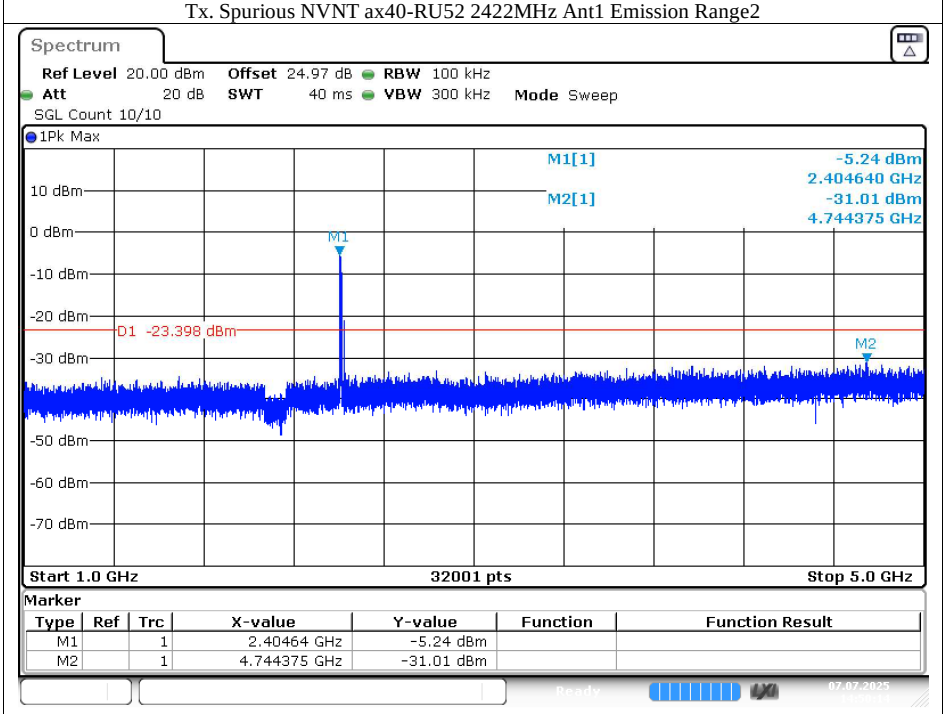

Date: 7.JUL.2025 14:50:14

Tx. Spurious NVNT ax40-RU52 2422MHz Ant1 Emission Range3

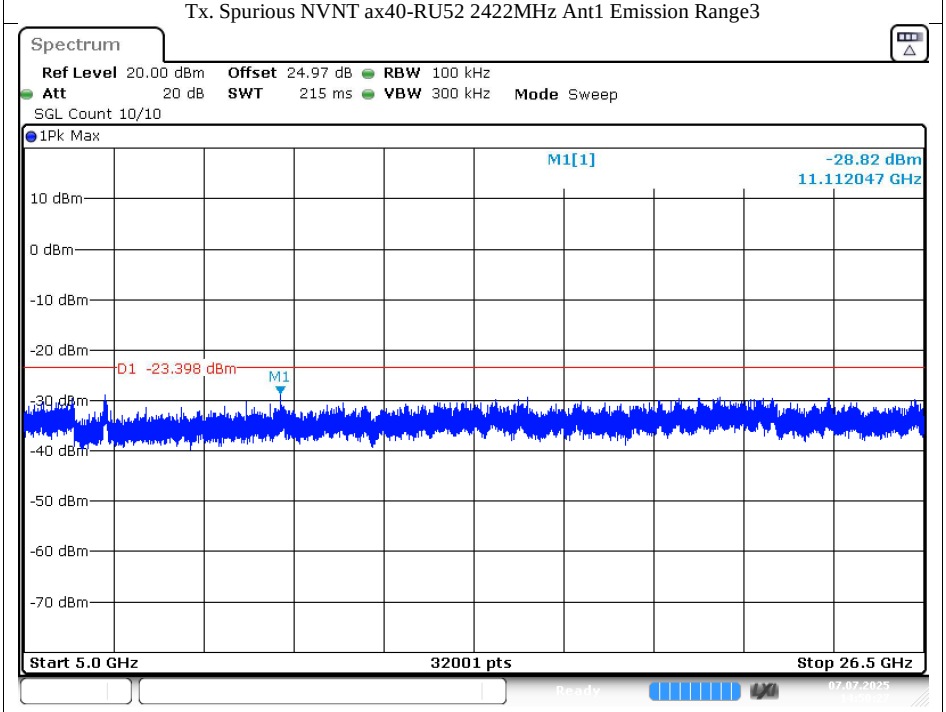

Date: 7.JUL.2025 14:50:27

Tx. Spurious NVNT ax40-RU52 2437MHz Ant1 Ref

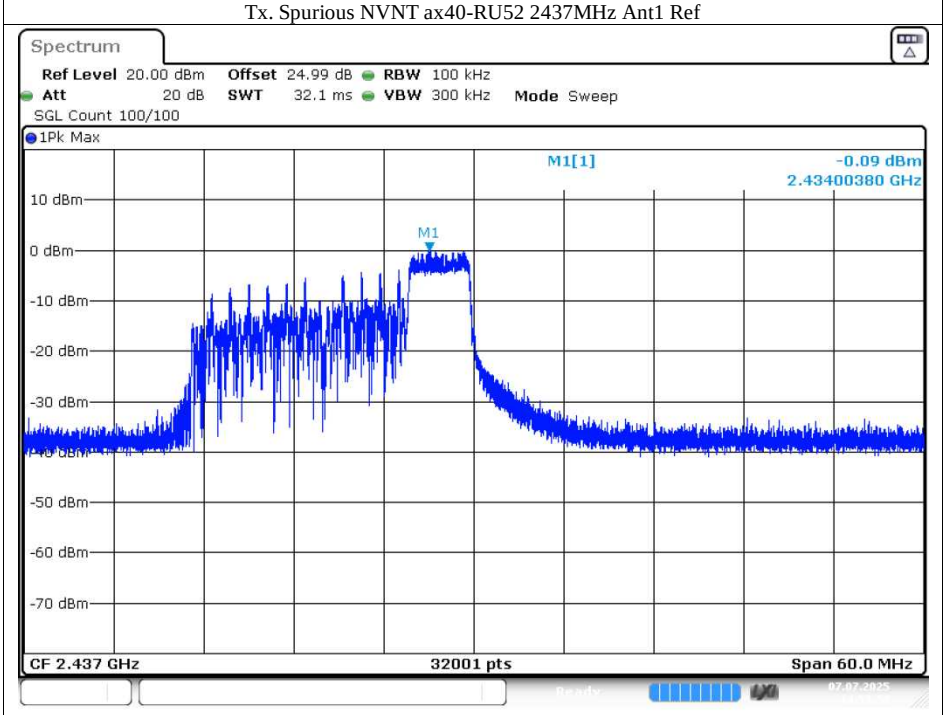

Date: 7.JUL.2025 14:53:59

Tx. Spurious NVNT ax40-RU52 2437MHz Ant1 Emission Range1

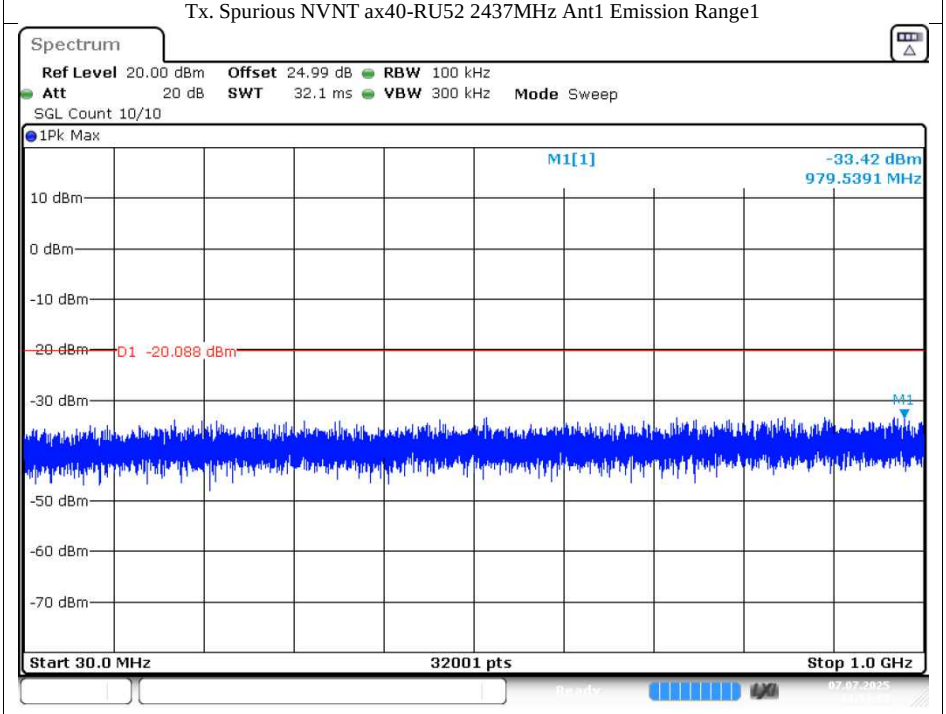

Date: 7.JUL.2025 14:54:02

Tx. Spurious NVNT ax40-RU52 2437MHz Ant1 Emission Range2

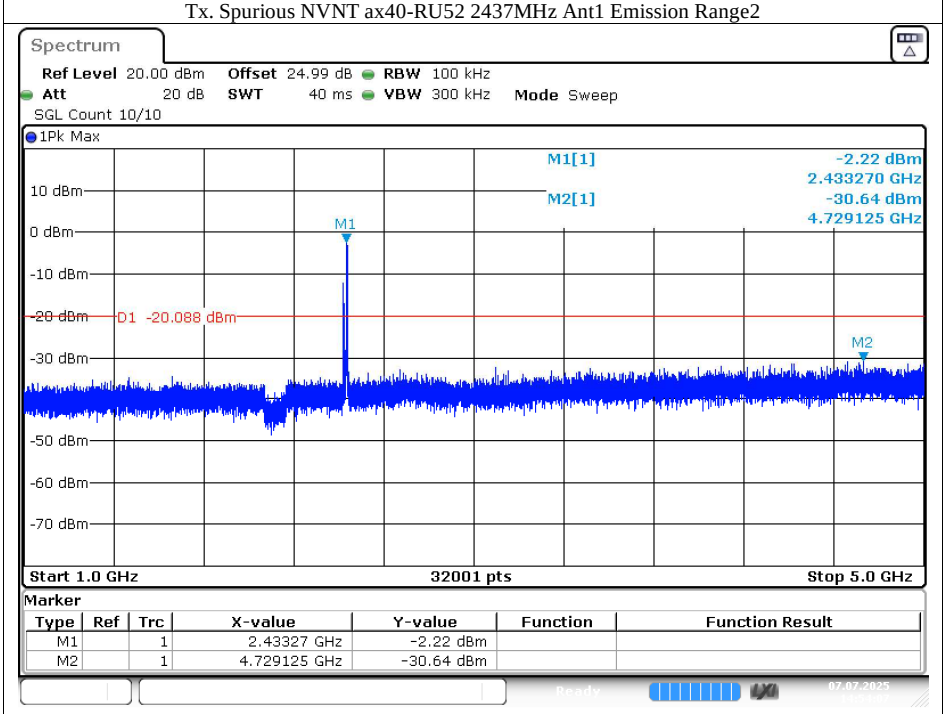

Date: 7.JUL.2025 14:54:07

Tx. Spurious NVNT ax40-RU52 2437MHz Ant1 Emission Range3

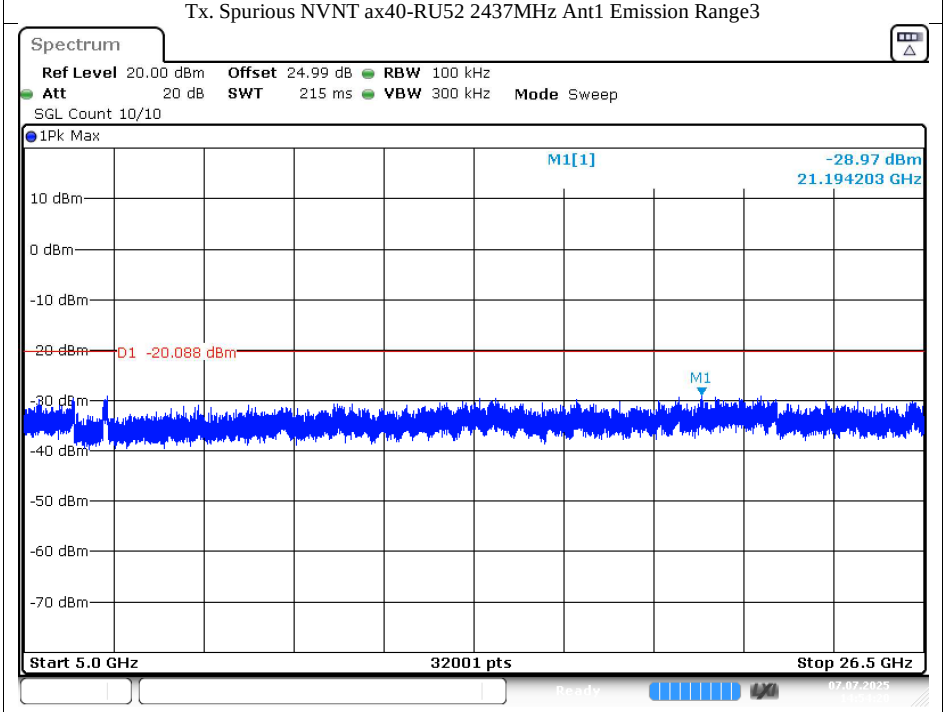

Date: 7.JUL.2025 14:54:20

Tx. Spurious NVNT ax40-RU52 2452MHz Ant1 Ref

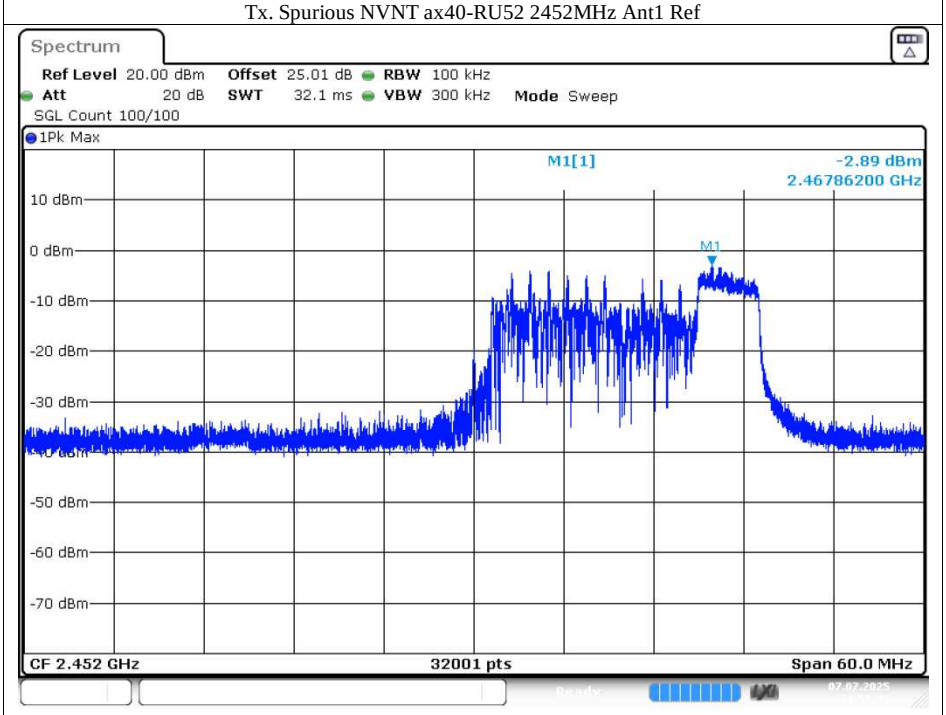

Date: 7.JUL.2025 14:55:36

Tx. Spurious NVNT ax40-RU52 2452MHz Ant1 Emission Range1

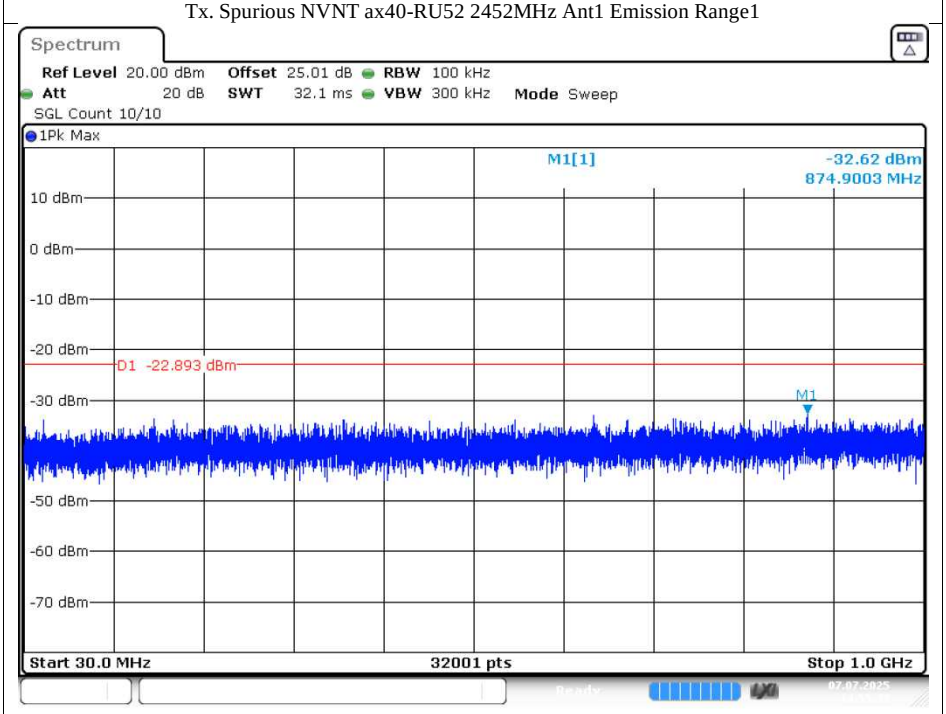

Date: 7.JUL.2025 14:55:40

Tx. Spurious NVNT ax40-RU52 2452MHz Ant1 Emission Range2

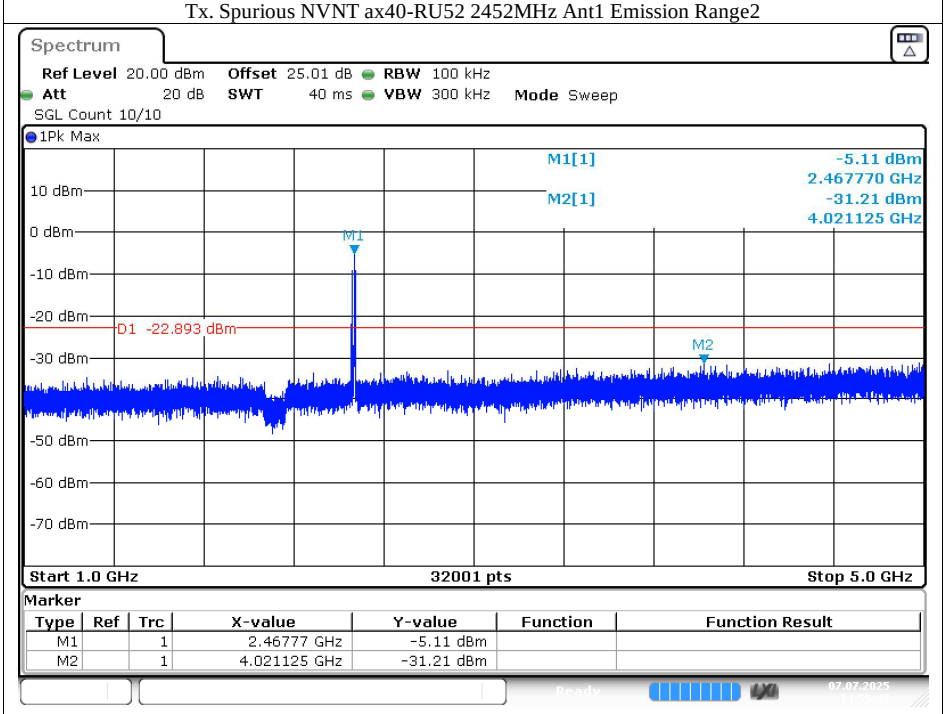

Date: 7.JUL.2025 14:55:45

Tx. Spurious NVNT ax40-RU52 2452MHz Ant1 Emission Range3

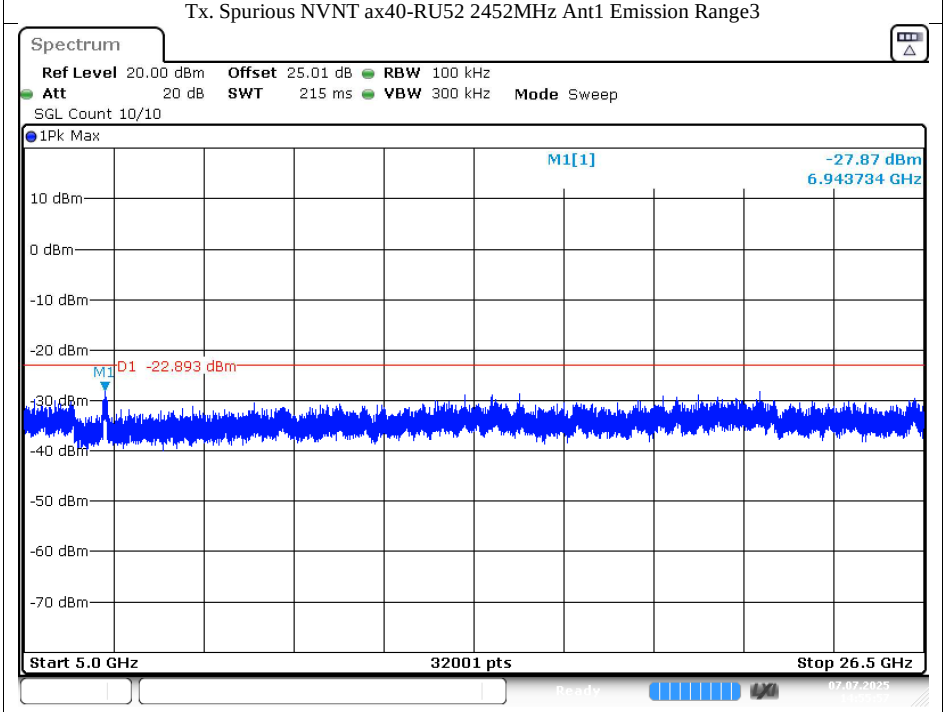

Date: 7.JUL.2025 14:55:58

9.6 Band edge

Test Method

1 Use the following spectrum analyzer settings:
Span = wide enough to capture the peak level of the in-band emission and all spurious
RBW = 100 kHz, VBW≥RBW, Sweep = auto, Detector function = peak, Trace = max hold.
2 Allow the trace to stabilize, use the peak and delta measurement to record the result.
3 The level displayed must comply with the limit specified in this Section.

Limit

According to §15.247(d), in any 100 kHz bandwidth outside the frequency bands in which the spread spectrum intentional radiator in operating, the radio frequency power that is produced by the intentional radiator shall be at least 20 dB below that in the 100 kHz bandwidth within the band that contains the highest level of the desired power, based on either an RF conducted or a radiated measurement, provided the transmitter demonstrates compliance with the peak conducted power limits. In addition, radiated emissions which fall in the restricted bands, as defined in §15.205(a), must also comply with the radiated emission limits specified in 15.209(a) (see Section 15.205(c)).

Test result

Band Edge NVNT b 2412MHz Ant1 Ref

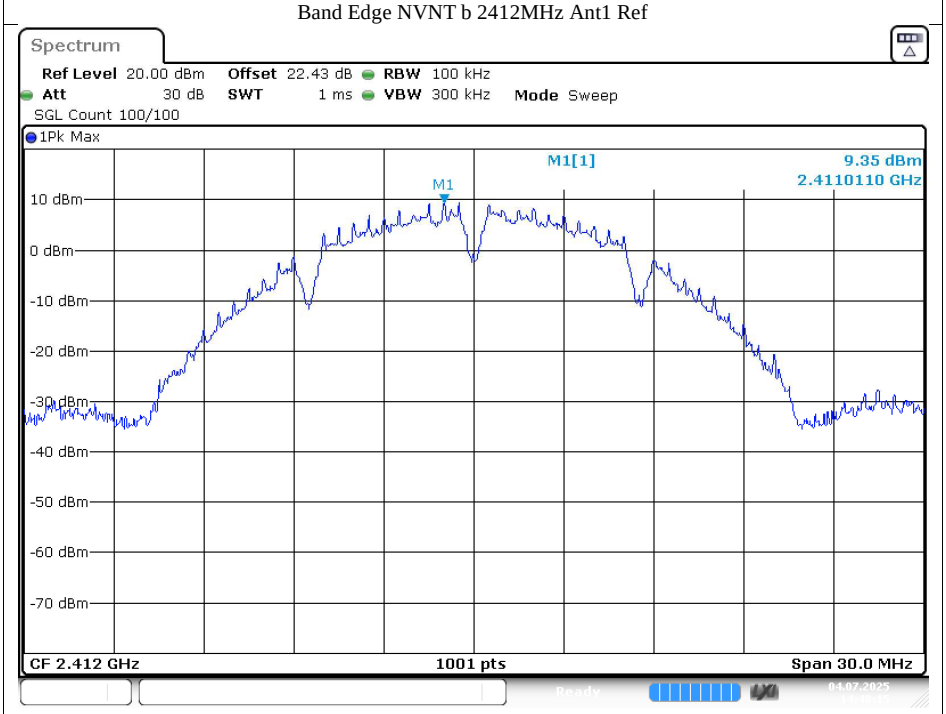

Date: 4.JUL.2025 14:48:15

Band Edge NVNT b 2412MHz Ant1 Emission

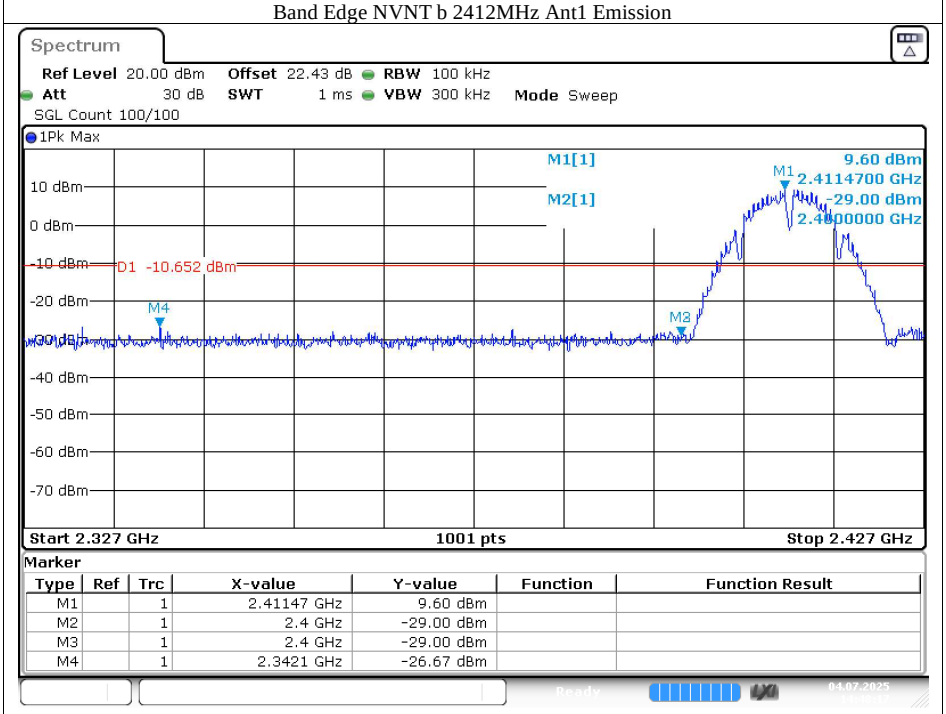

Marker

Type	Ref	Trc	X-value	Y-value	Function	Function Result
M1		1	2.41147 GHz	9.60 dBm		
M2		1	2.4 GHz	-29.00 dBm		
M3		1	2.4 GHz	-29.00 dBm		
M4		1	2.3421 GHz	-26.67 dBm		

Date: 4.JUL.2025 14:48:17

Band Edge NVNT b 2462MHz Ant1 Ref

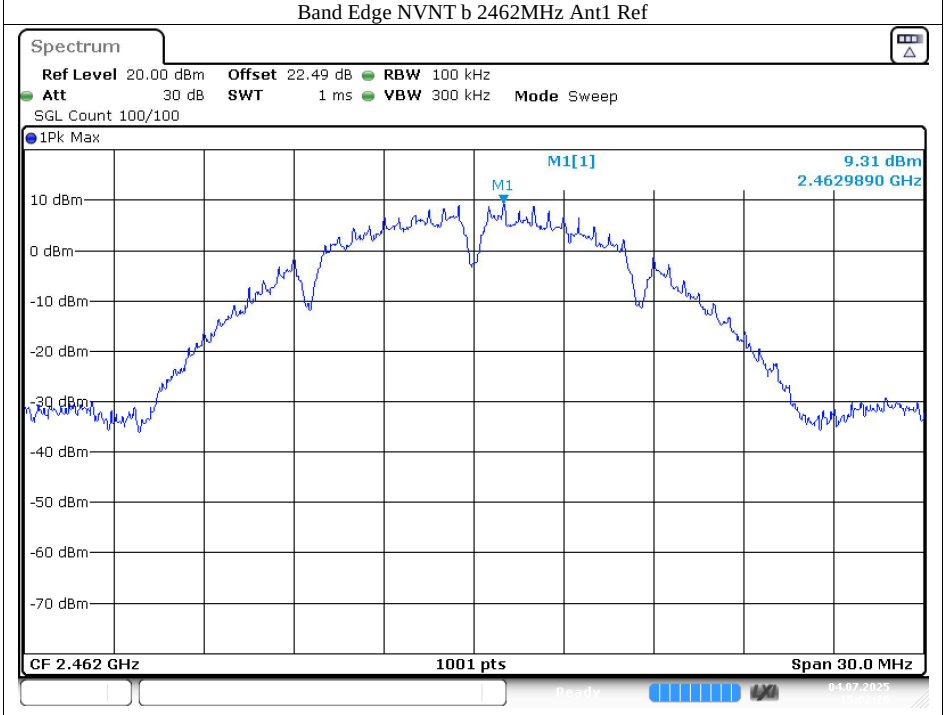

Date: 4.JUL.2025 15:02:26

Band Edge NVNT b 2462MHz Ant1 Emission

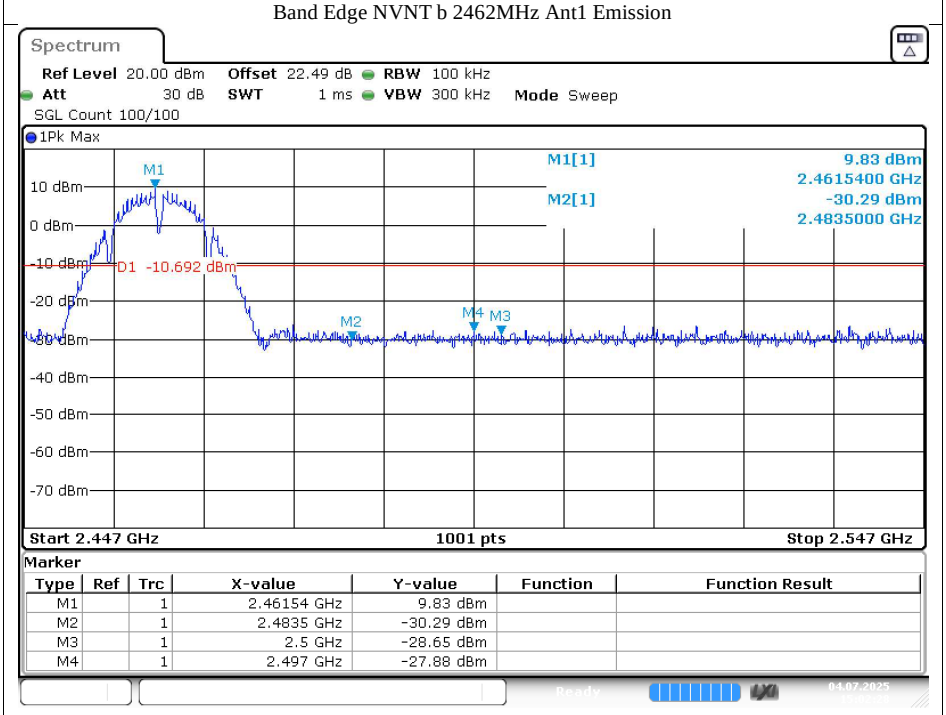

Marker

Type	Ref	Trc	X-value	Y-value	Function	Function Result
M1		1	2.46154 GHz	9.83 dBm		
M2		1	2.4835 GHz	-30.29 dBm		
M3		1	2.5 GHz	-28.65 dBm		
M4		1	2.497 GHz	-27.88 dBm		

Date: 4.JUL.2025 15:02:28

Band Edge NVNT g 2412MHz Ant1 Ref

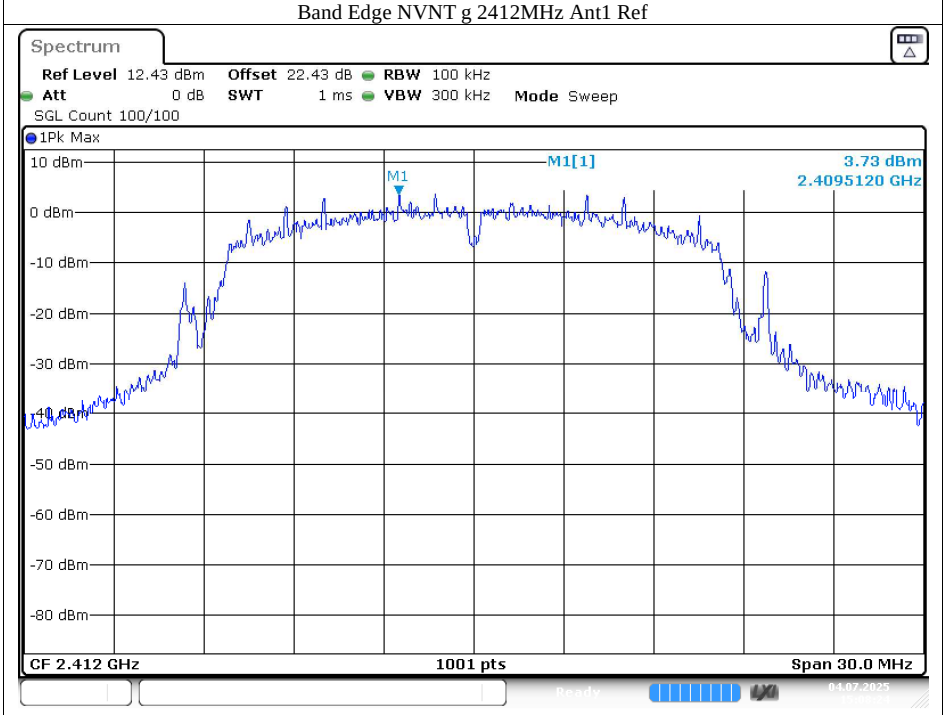

Date: 4.JUL.2025 15:08:24

Band Edge NVNT g 2412MHz Ant1 Emission

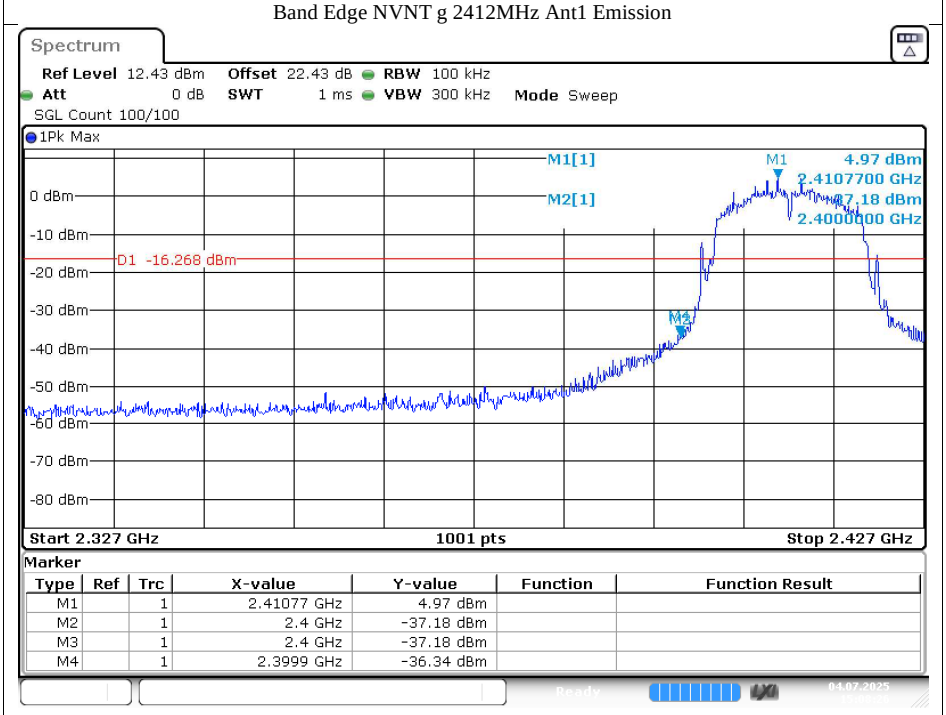

Marker

Type	Ref	Trc	X-value	Y-value	Function	Function Result
M1		1	2.41077 GHz	4.97 dBm		
M2		1	2.4 GHz	-37.18 dBm		
M3		1	2.4 GHz	-37.18 dBm		
M4		1	2.3999 GHz	-36.34 dBm		

Date: 4.JUL.2025 15:08:26

Band Edge NVNT g 2462MHz Ant1 Ref

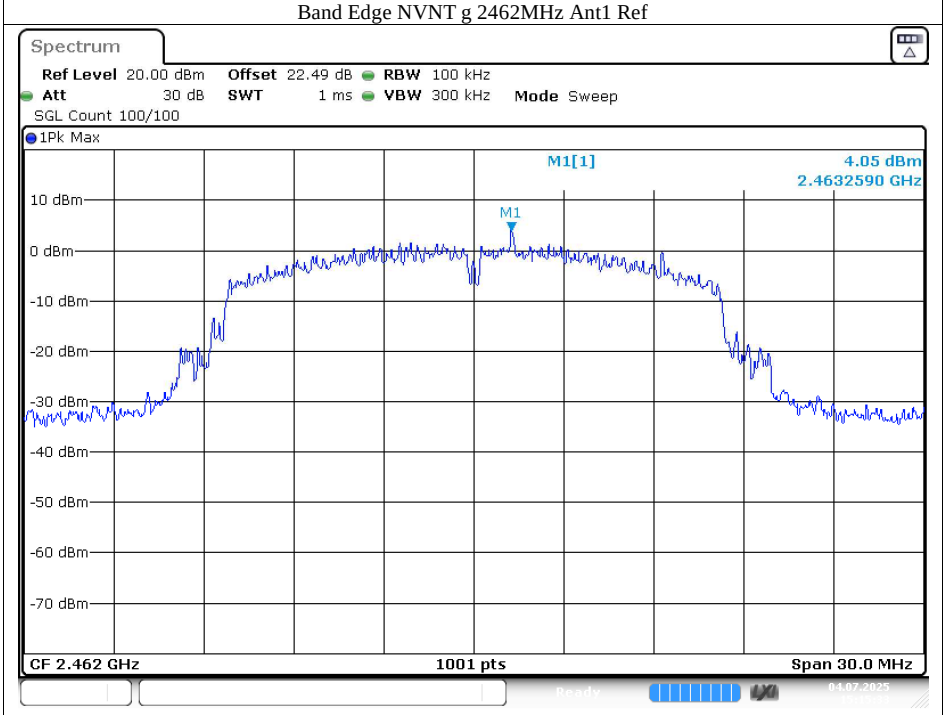

Date: 4.JUL.2025 15:15:33

Band Edge NVNT g 2462MHz Ant1 Emission

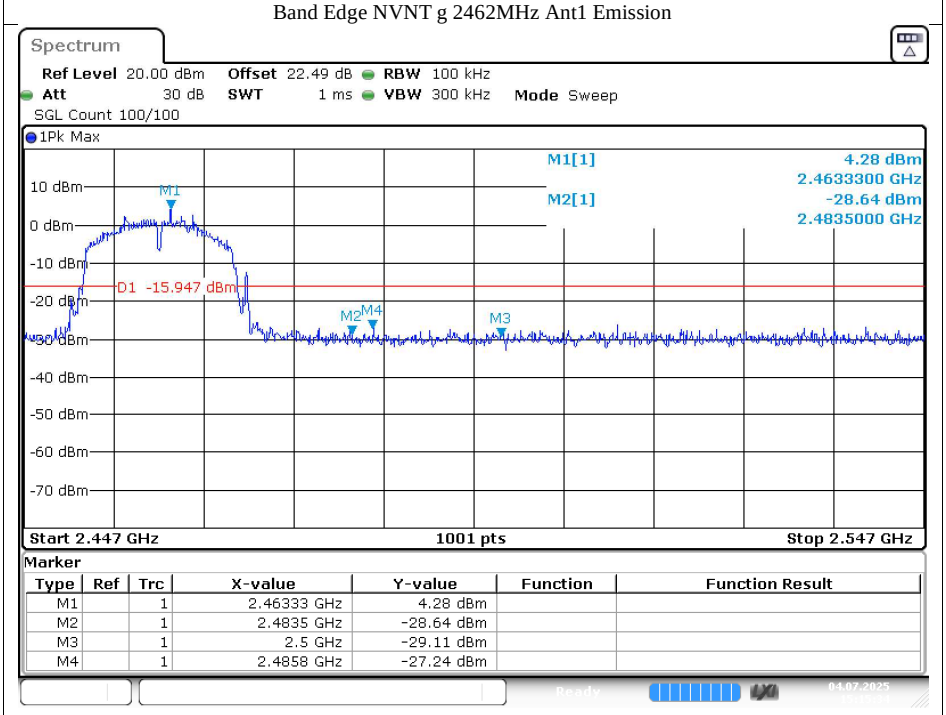

Marker

Type	Ref	Trc	X-value	Y-value	Function	Function Result
M1		1	2.46333 GHz	4.28 dBm		
M2		1	2.4835 GHz	-28.64 dBm		
M3		1	2.5 GHz	-29.11 dBm		
M4		1	2.4858 GHz	-27.24 dBm		

Date: 4.JUL.2025 15:15:34

Band Edge NVNT n20 2412MHz Ant1 Ref

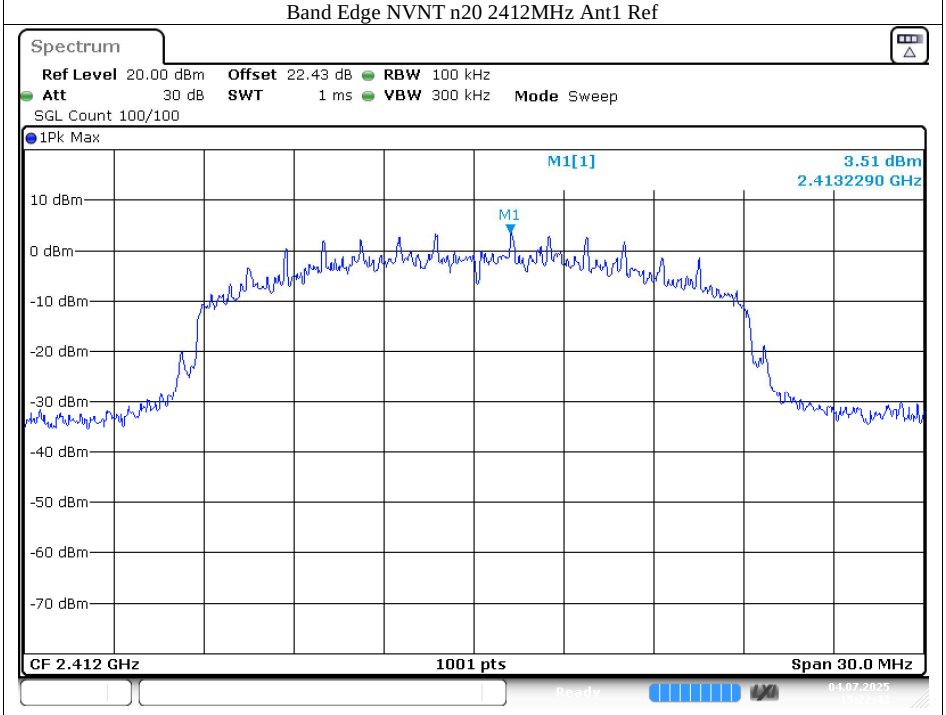

Date: 4.JUL.2025 15:22:42

Band Edge NVNT n20 2412MHz Ant1 Emission

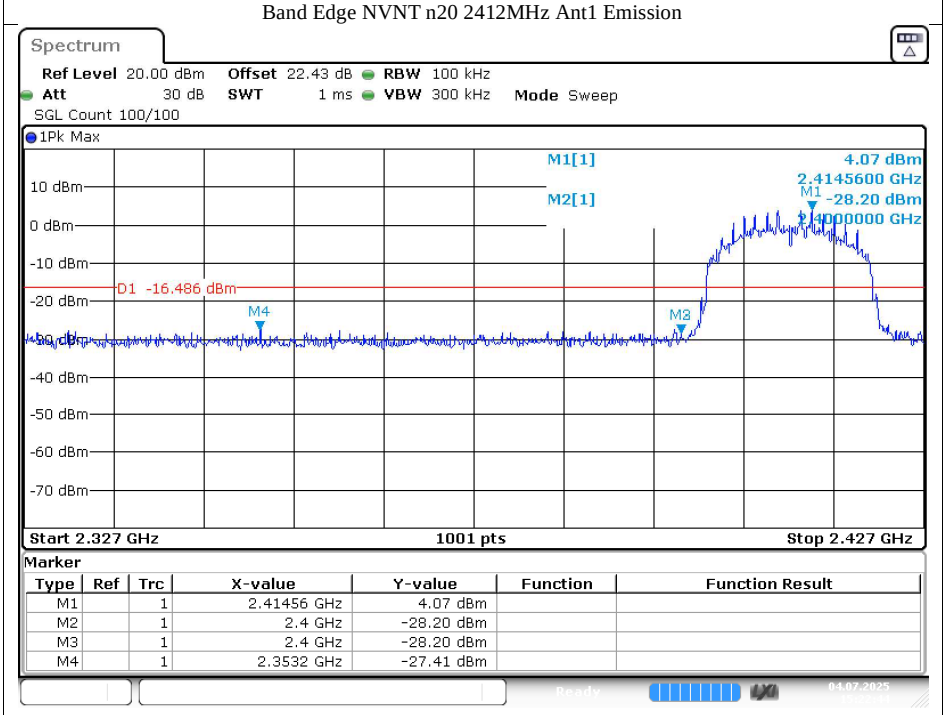

Marker

Type	Ref	Trc	X-value	Y-value	Function	Function Result
M1		1	2.41456 GHz	4.07 dBm		
M2		1	2.4 GHz	-28.20 dBm		
M3		1	2.4 GHz	-28.20 dBm		
M4		1	2.3532 GHz	-27.41 dBm		

Date: 4.JUL.2025 15:22:44

Band Edge NVNT n20 2462MHz Ant1 Ref

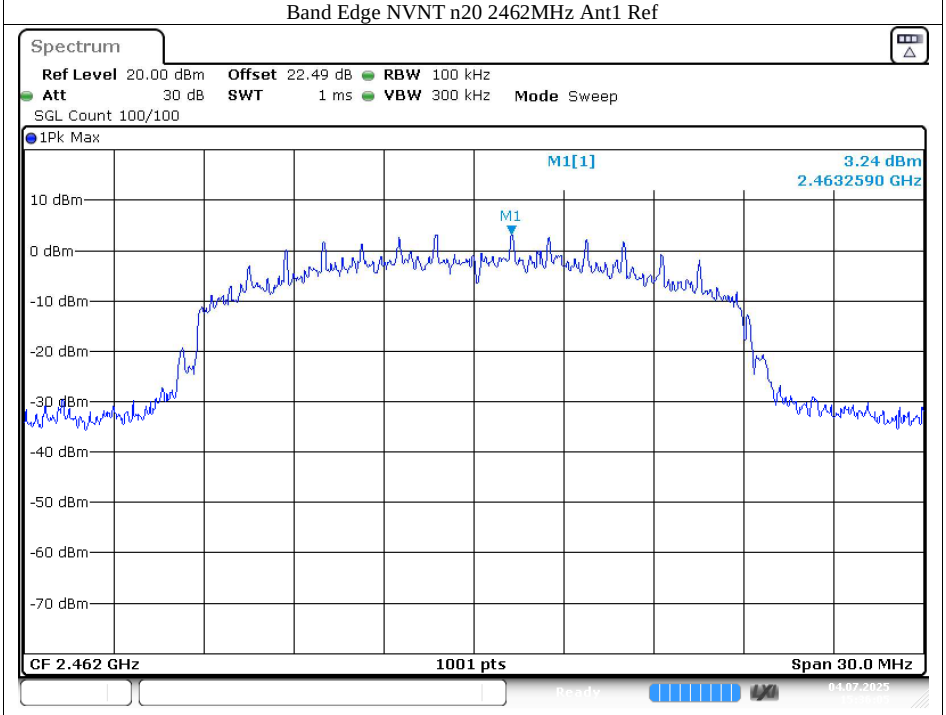

Date: 4.JUL.2025 15:36:05

Band Edge NVNT n20 2462MHz Ant1 Emission

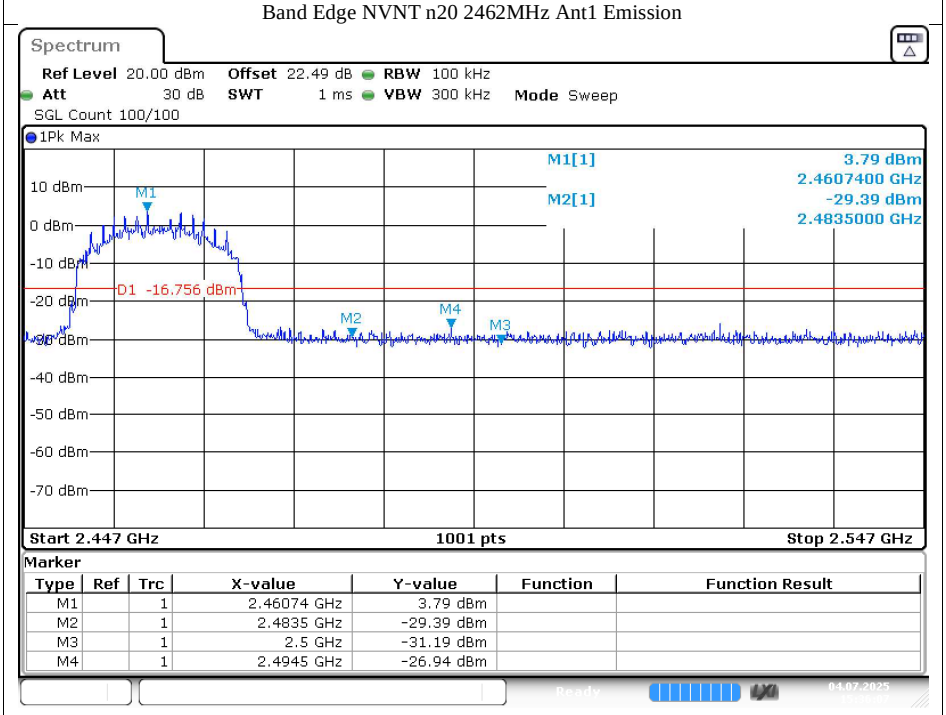

Marker

Type	Ref	Trc	X-value	Y-value	Function	Function Result
M1		1	2.46074 GHz	3.79 dBm		
M2		1	2.4835 GHz	-29.39 dBm		
M3		1	2.5 GHz	-31.19 dBm		
M4		1	2.4945 GHz	-26.94 dBm		

Date: 4.JUL.2025 15:36:07

Band Edge NVNT n40 2422MHz Ant1 Ref

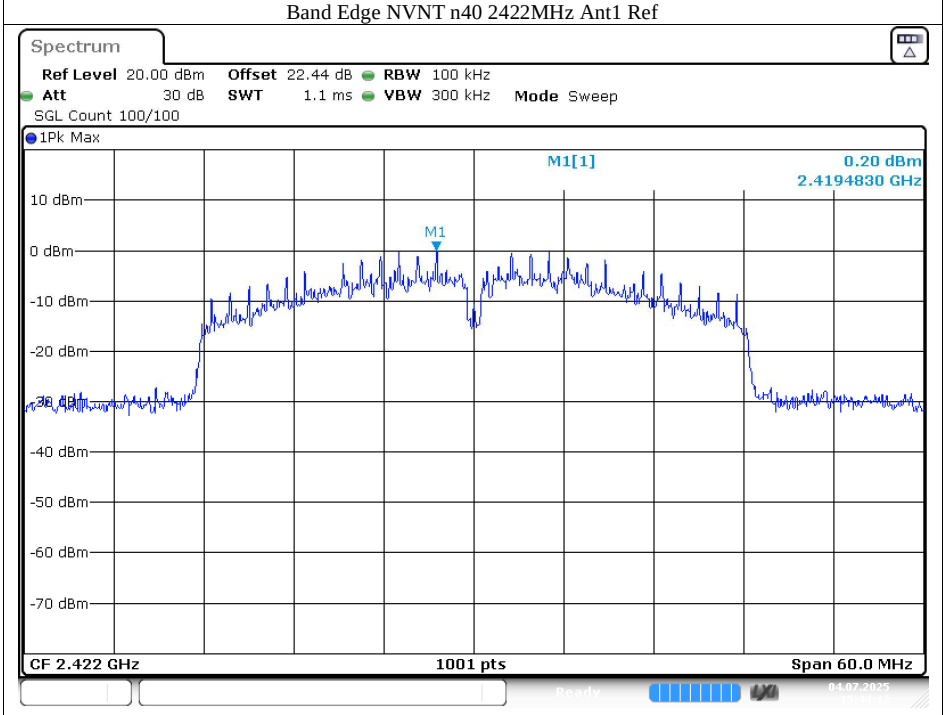

Date: 4.JUL.2025 15:44:13

Band Edge NVNT n40 2422MHz Ant1 Emission

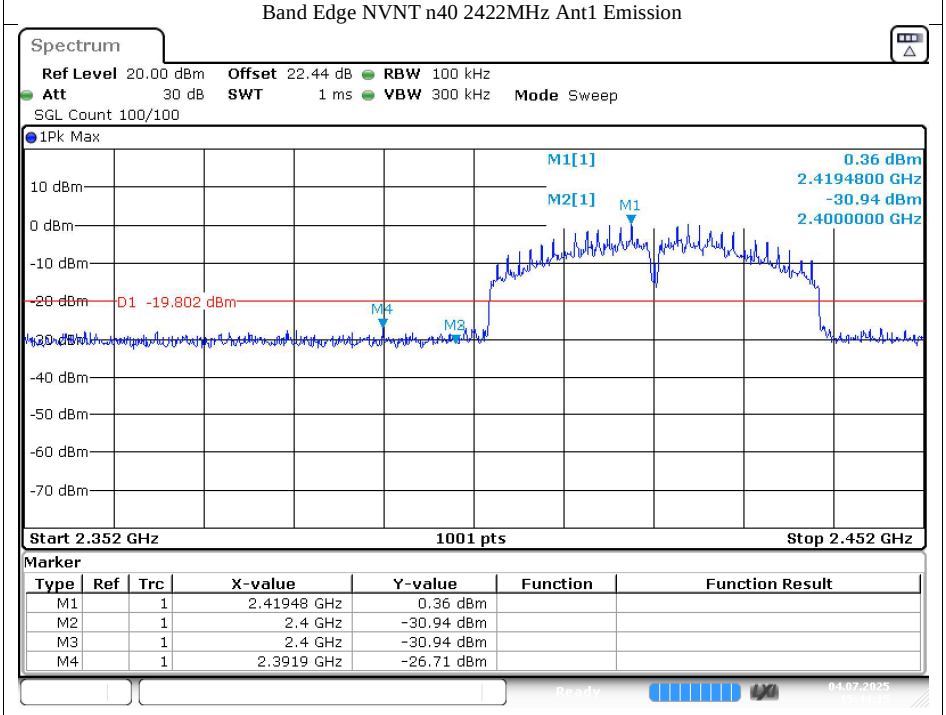

Marker

Type	Ref	Trc	X-value	Y-value	Function	Function Result
M1		1	2.41948 GHz	0.36 dBm		
M2		1	2.4 GHz	-30.94 dBm		
M3		1	2.4 GHz	-30.94 dBm		
M4		1	2.3919 GHz	-26.71 dBm		

Date: 4.JUL.2025 15:44:15

Band Edge NVNT n40 2452MHz Ant1 Ref

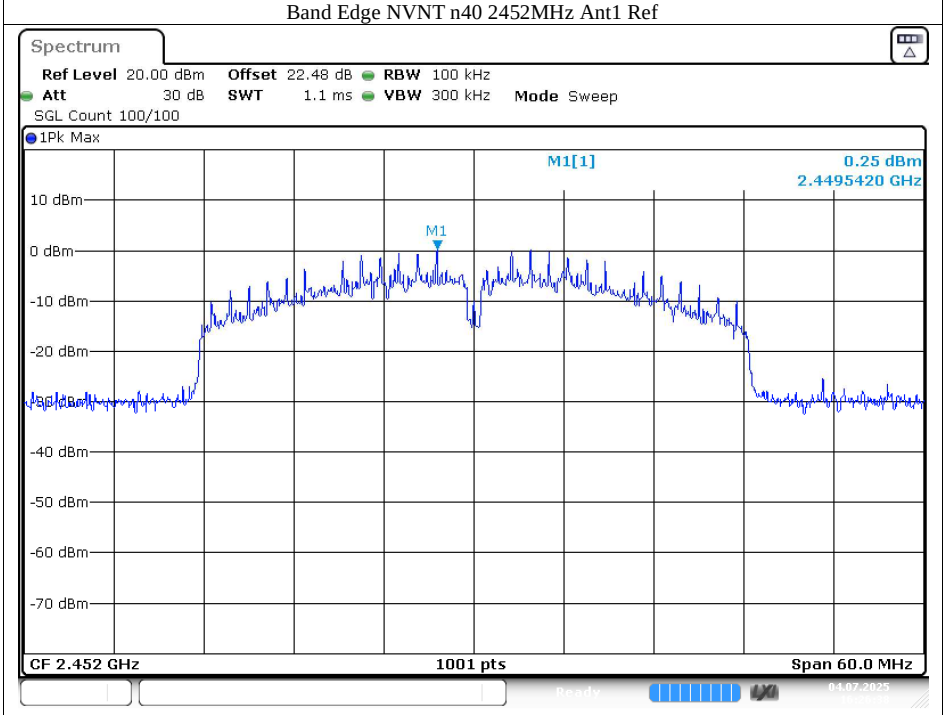

Date: 4.JUL.2025 16:26:38

Band Edge NVNT n40 2452MHz Ant1 Emission

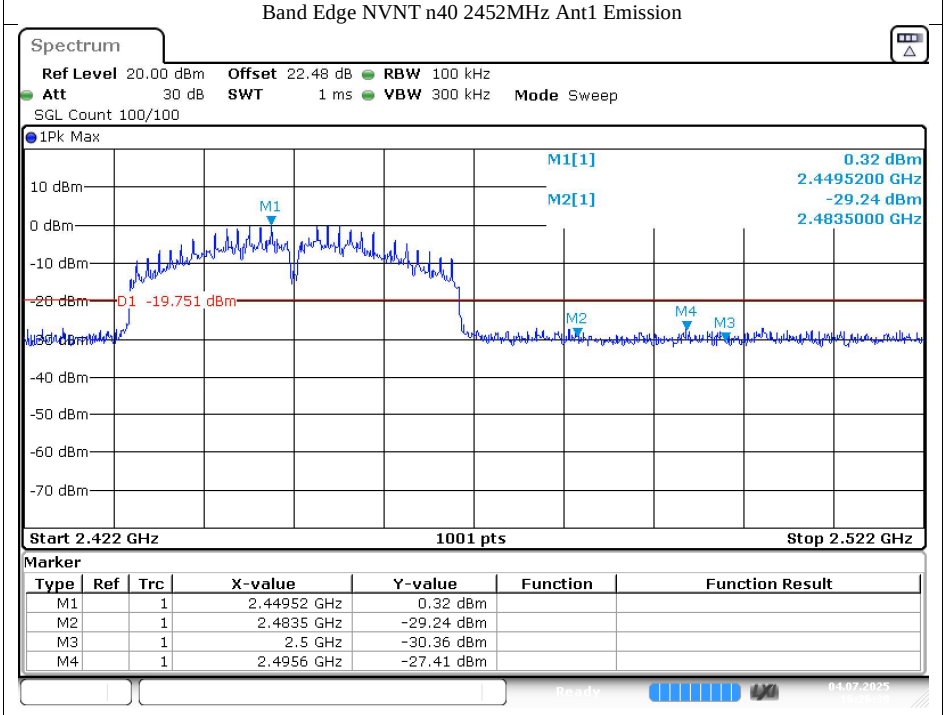

Marker

Type	Ref	Trc	X-value	Y-value	Function	Function Result
M1		1	2.44952 GHz	0.32 dBm		
M2		1	2.4835 GHz	-29.24 dBm		
M3		1	2.5 GHz	-30.36 dBm		
M4		1	2.4956 GHz	-27.41 dBm		

Date: 4.JUL.2025 16:26:39

Band Edge NVNT ax20-RU106 2412MHz Ant1 Ref

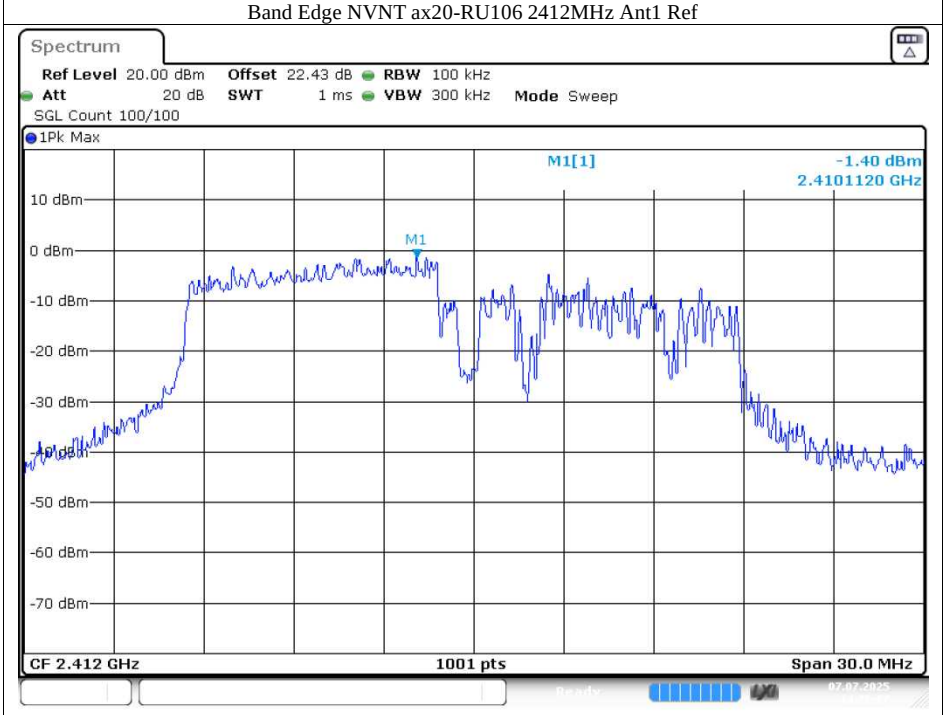

Date: 7.JUL.2025 14:26:07

Band Edge NVNT ax20-RU106 2412MHz Ant1 Emission

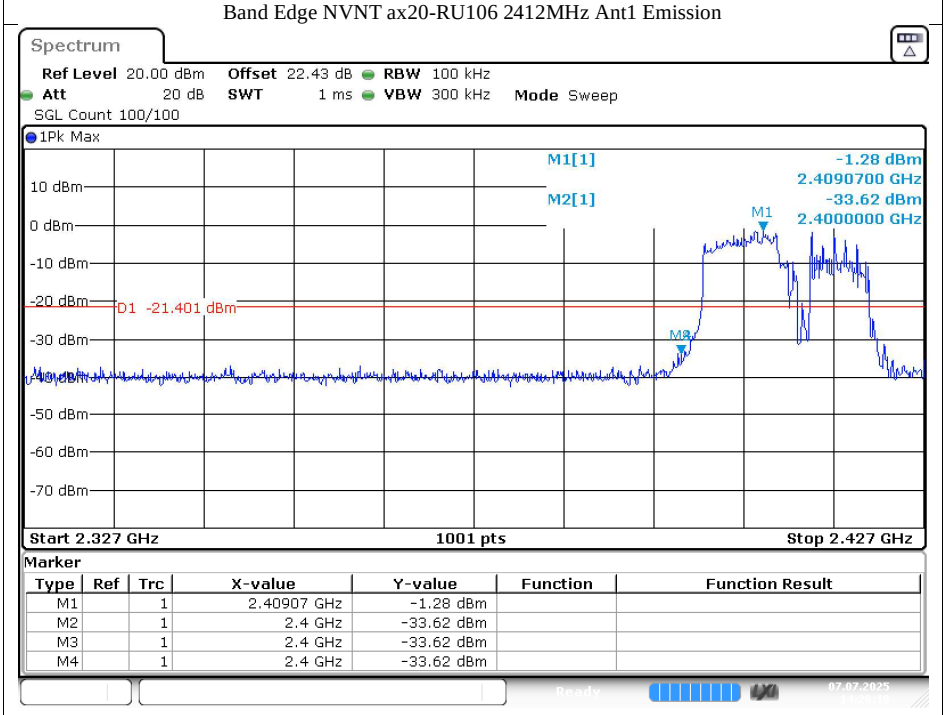

Marker

Type	Ref	Trc	X-value	Y-value	Function	Function Result
M1		1	2.40907 GHz	-1.28 dBm		
M2		1	2.4 GHz	-33.62 dBm		
M3		1	2.4 GHz	-33.62 dBm		
M4		1	2.4 GHz	-33.62 dBm		

Date: 7.JUL.2025 14:26:10

Band Edge NVNT ax20-RU106 2462MHz Ant1 Ref

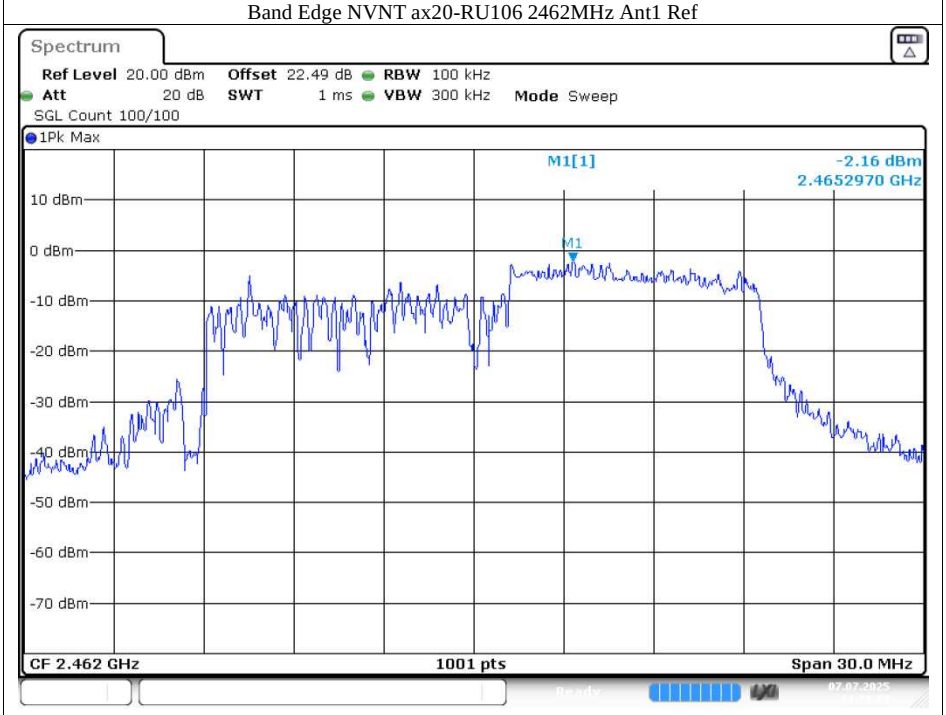

Date: 7.JUL.2025 14:28:23

Band Edge NVNT ax20-RU106 2462MHz Ant1 Emission

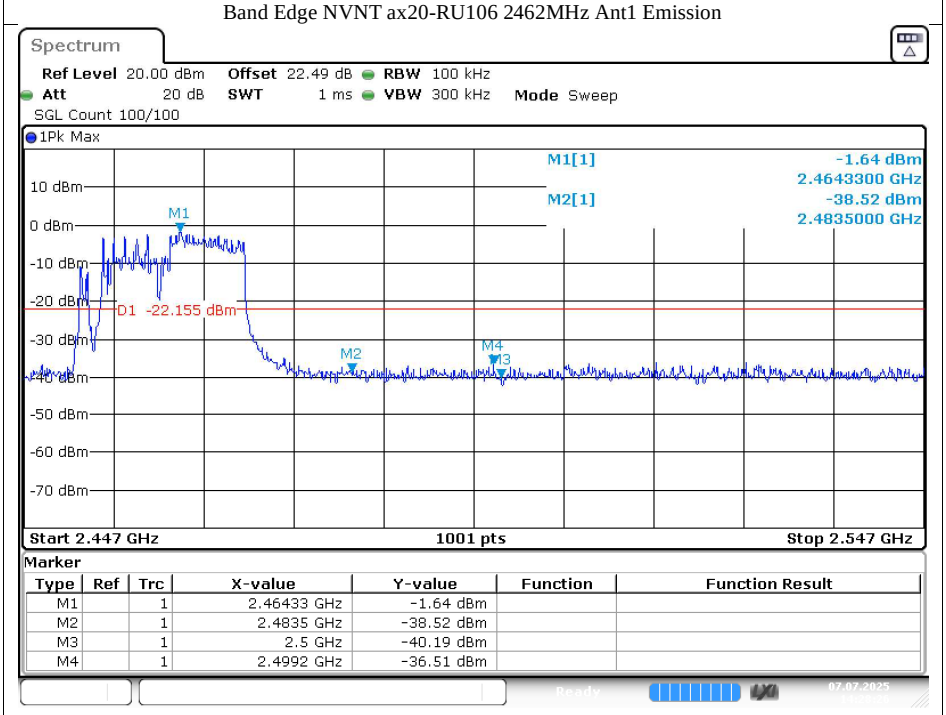

Marker

Type	Ref	Trc	X-value	Y-value	Function	Function Result
M1		1	2.46433 GHz	-1.64 dBm		
M2		1	2.4835 GHz	-38.52 dBm		
M3		1	2.5 GHz	-40.19 dBm		
M4		1	2.4992 GHz	-36.51 dBm		

Date: 7.JUL.2025 14:28:26

Band Edge NVNT ax20-RU242 2412MHz Ant1 Ref

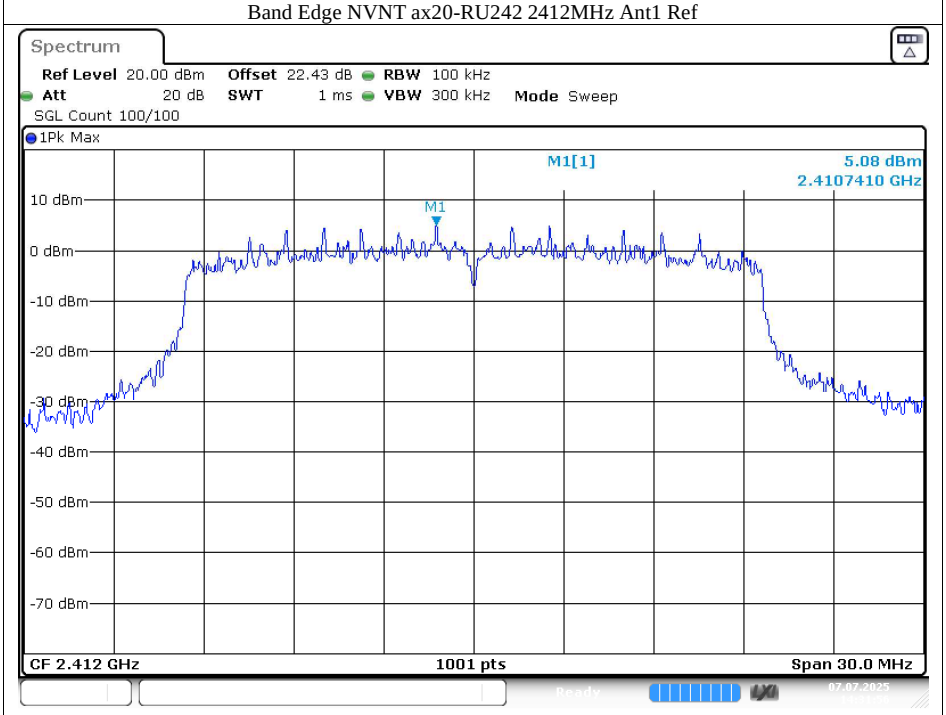

Date: 7.JUL.2025 14:31:56

Band Edge NVNT ax20-RU242 2412MHz Ant1 Emission

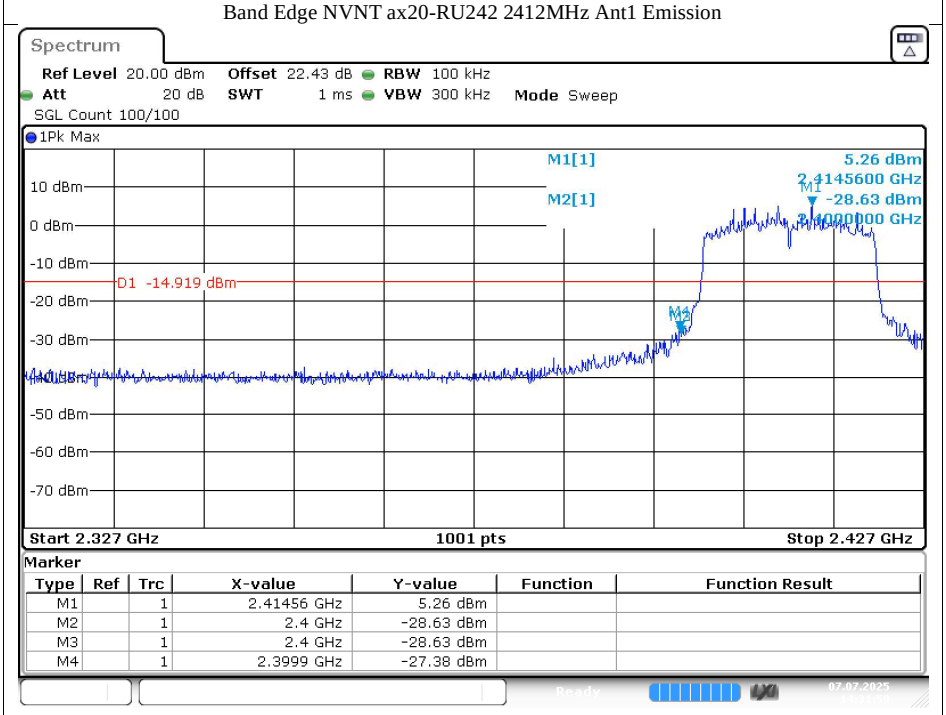

Marker

Type	Ref	Trc	X-value	Y-value	Function	Function Result
M1		1	2.41456 GHz	5.26 dBm		
M2		1	2.4 GHz	-28.63 dBm		
M3		1	2.4 GHz	-28.63 dBm		
M4		1	2.3999 GHz	-27.38 dBm		

Date: 7.JUL.2025 14:32:00

Band Edge NVNT ax20-RU242 2462MHz Ant1 Ref

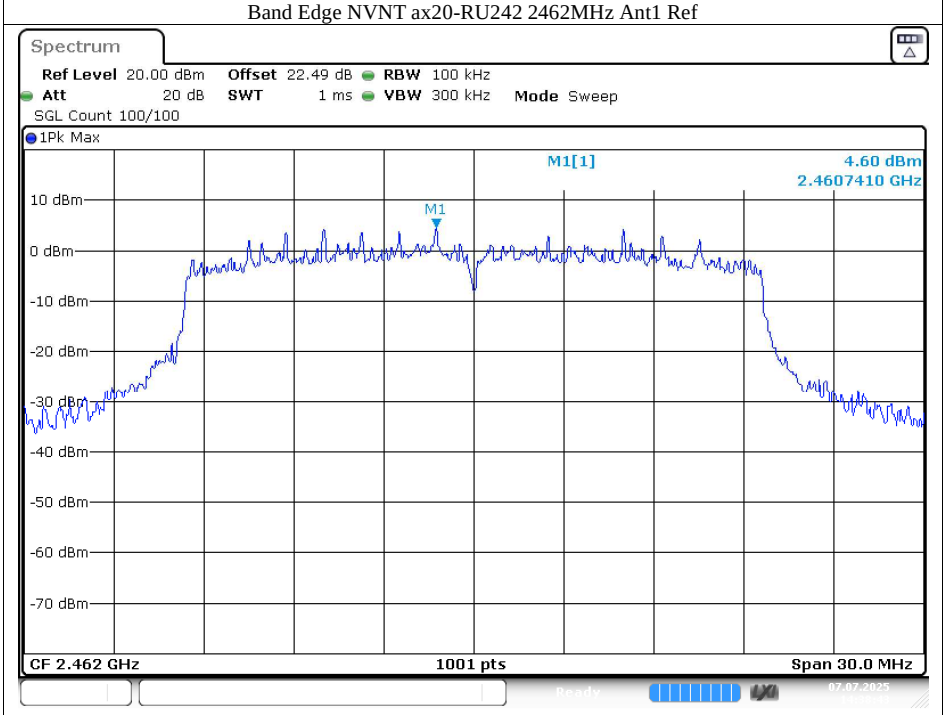

Date: 7.JUL.2025 14:38:43

Band Edge NVNT ax20-RU242 2462MHz Ant1 Emission

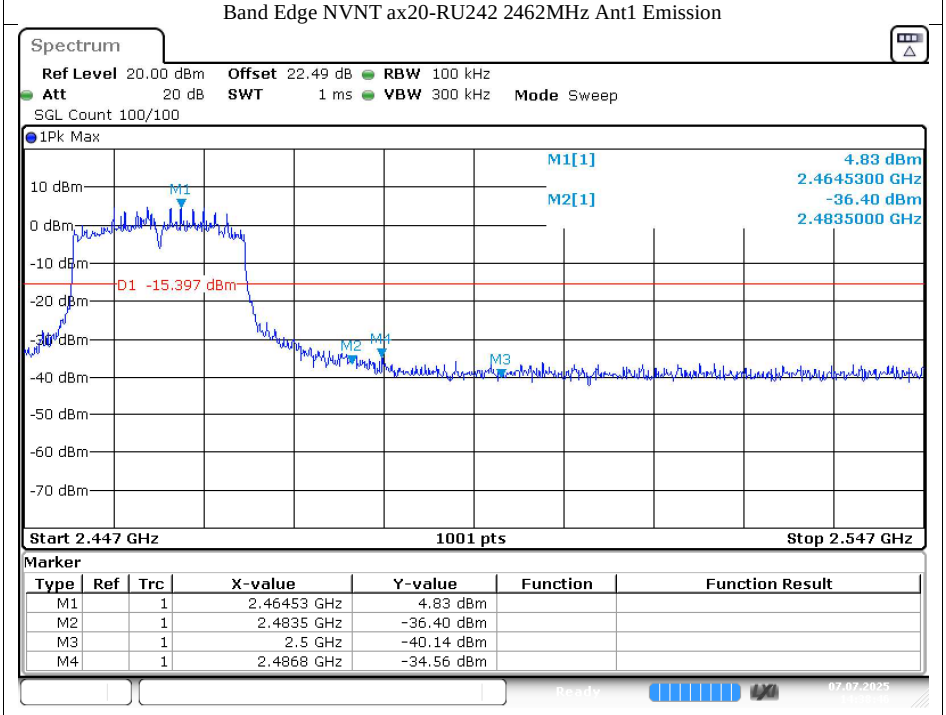

Marker

Type	Ref	Trc	X-value	Y-value	Function	Function Result
M1		1	2.46453 GHz	4.83 dBm		
M2		1	2.4835 GHz	-36.40 dBm		
M3		1	2.5 GHz	-40.14 dBm		
M4		1	2.4868 GHz	-34.56 dBm		

Date: 7.JUL.2025 14:38:46

Band Edge NVNT ax20-RU26 2412MHz Ant1 Ref

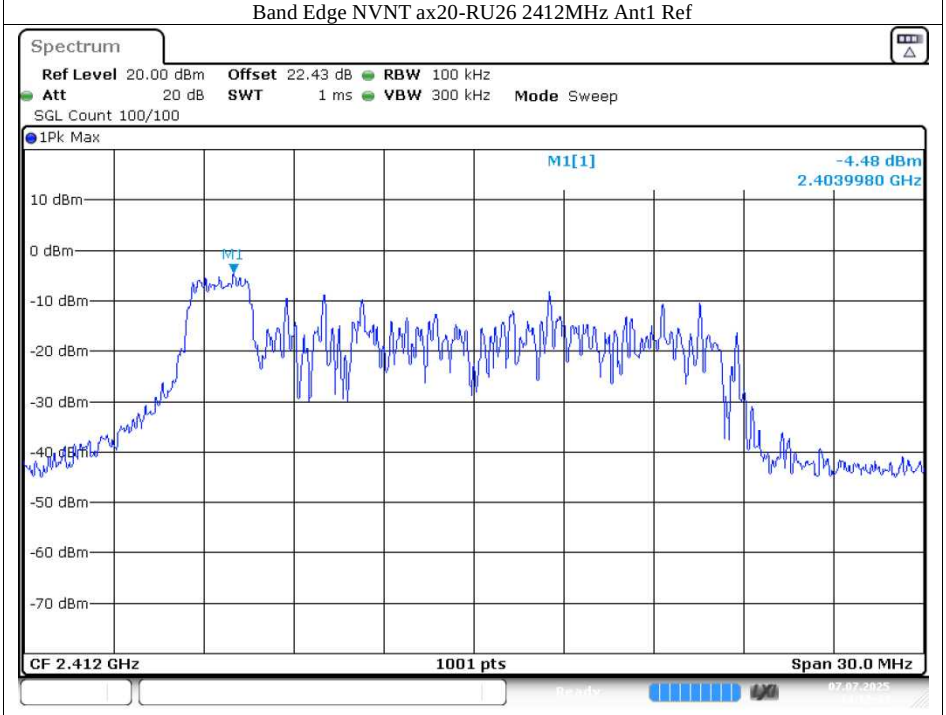

Date: 7.JUL.2025 14:12:44

Band Edge NVNT ax20-RU26 2412MHz Ant1 Emission

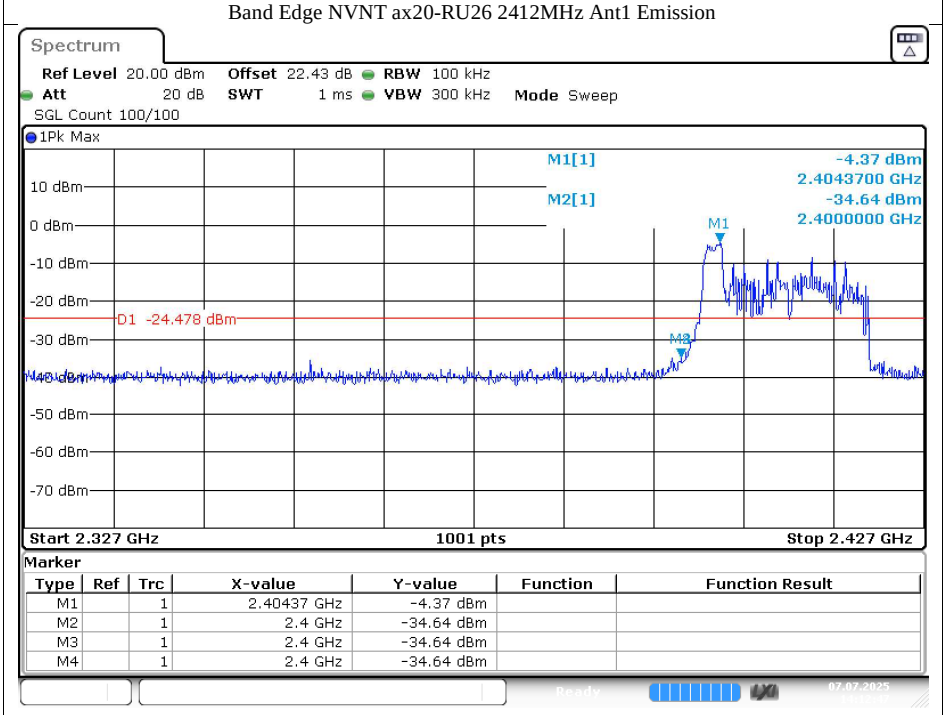

Marker

Type	Ref	Trc	X-value	Y-value	Function	Function Result
M1		1	2.40437 GHz	-4.37 dBm		
M2		1	2.4 GHz	-34.64 dBm		
M3		1	2.4 GHz	-34.64 dBm		
M4		1	2.4 GHz	-34.64 dBm		

Date: 7.JUL.2025 14:12:47

Band Edge NVNT ax20-RU26 2462MHz Ant1 Ref

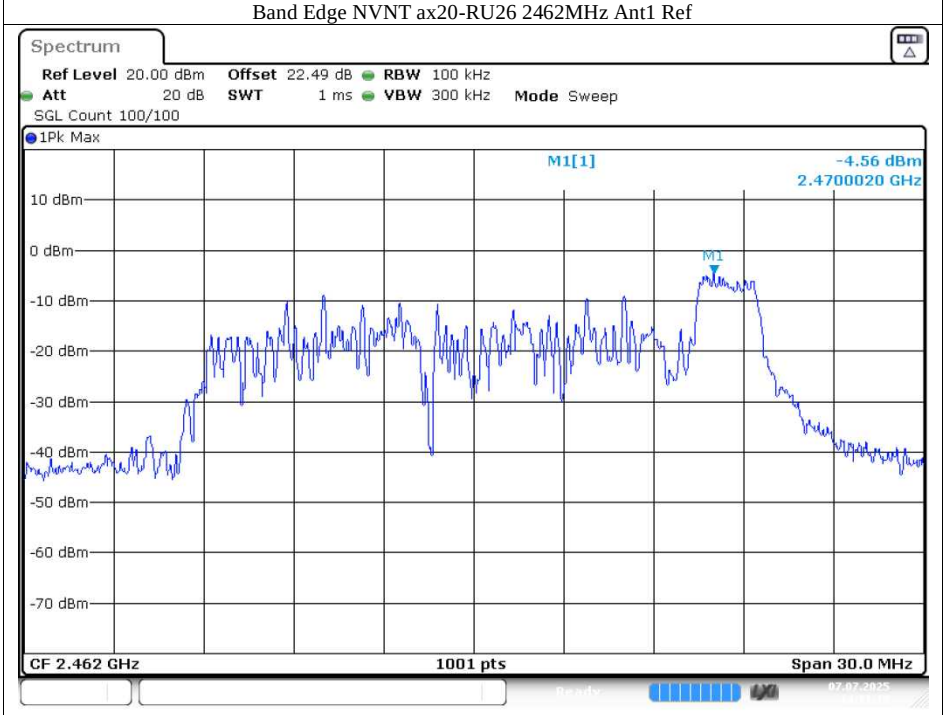

Date: 7.JUL.2025 14:11:10

Band Edge NVNT ax20-RU26 2462MHz Ant1 Emission

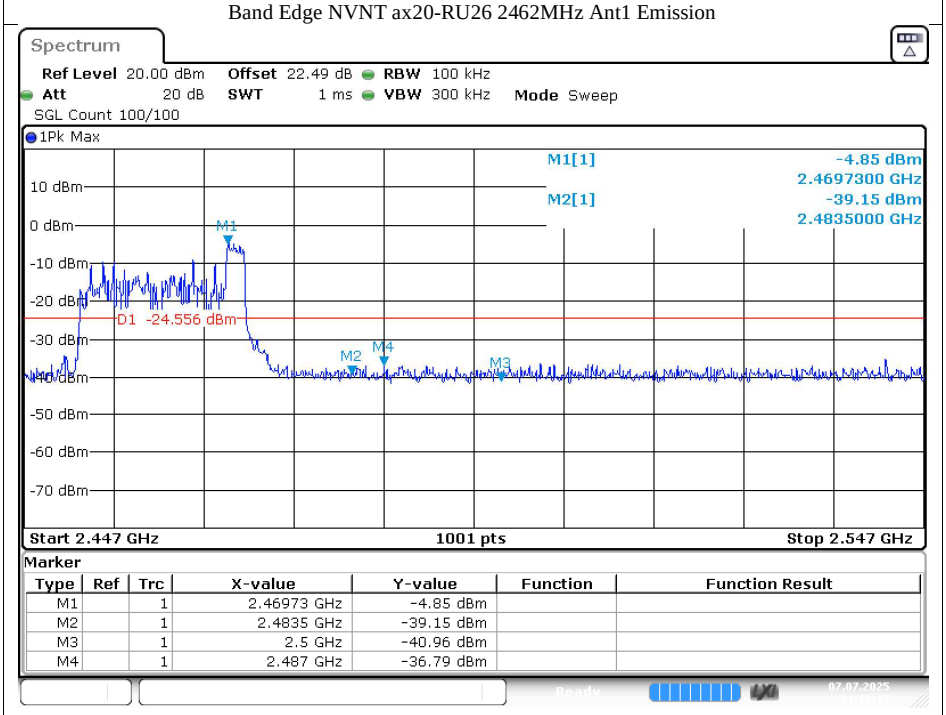

Marker

Type	Ref	Trc	X-value	Y-value	Function	Function Result
M1		1	2.46973 GHz	-4.85 dBm		
M2		1	2.4835 GHz	-39.15 dBm		
M3		1	2.5 GHz	-40.96 dBm		
M4		1	2.487 GHz	-36.79 dBm		

Date: 7.JUL.2025 14:11:13

Band Edge NVNT ax20-RU52 2412MHz Ant1 Ref

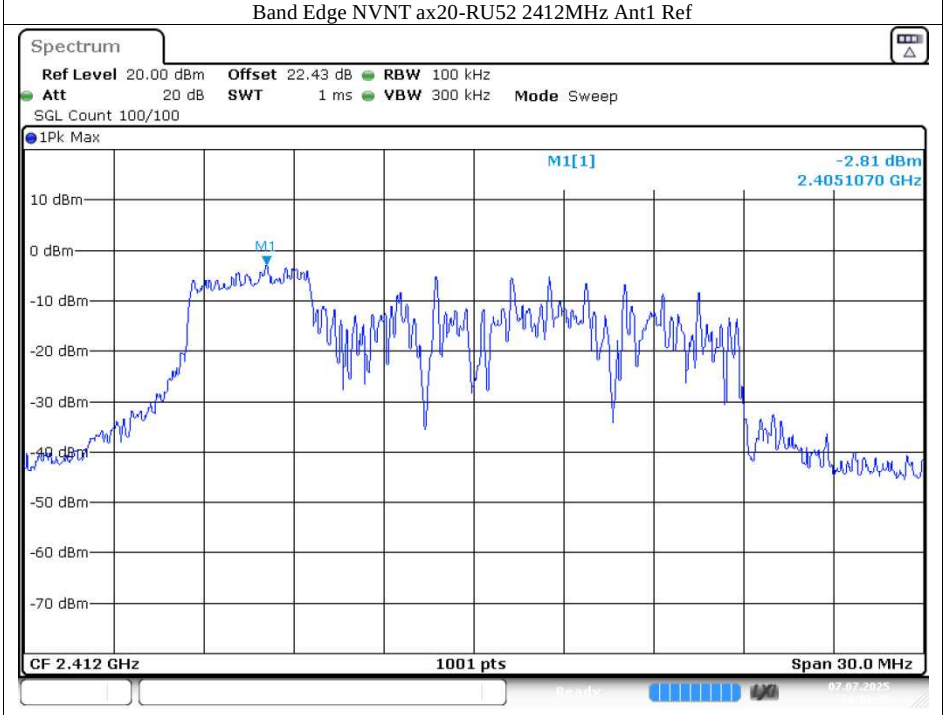

Date: 7.JUL.2025 14:14:46

Band Edge NVNT ax20-RU52 2412MHz Ant1 Emission

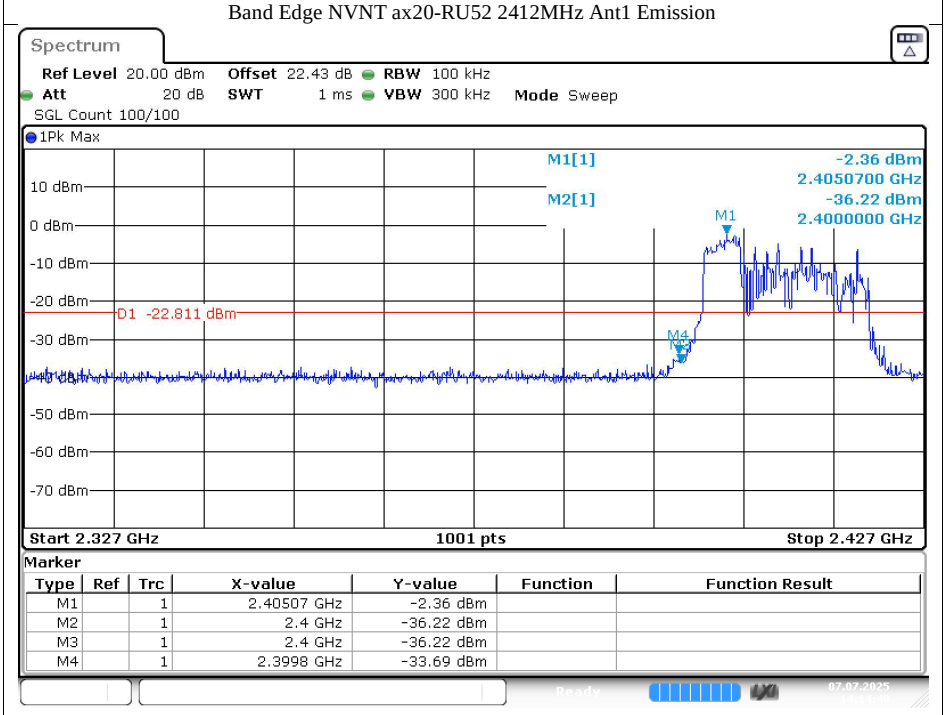

Marker

Type	Ref	Trc	X-value	Y-value	Function	Function Result
M1		1	2.40507 GHz	-2.36 dBm		
M2		1	2.4 GHz	-36.22 dBm		
M3		1	2.4 GHz	-36.22 dBm		
M4		1	2.3998 GHz	-33.69 dBm		

Date: 7.JUL.2025 14:14:49

Band Edge NVNT ax20-RU52 2462MHz Ant1 Ref

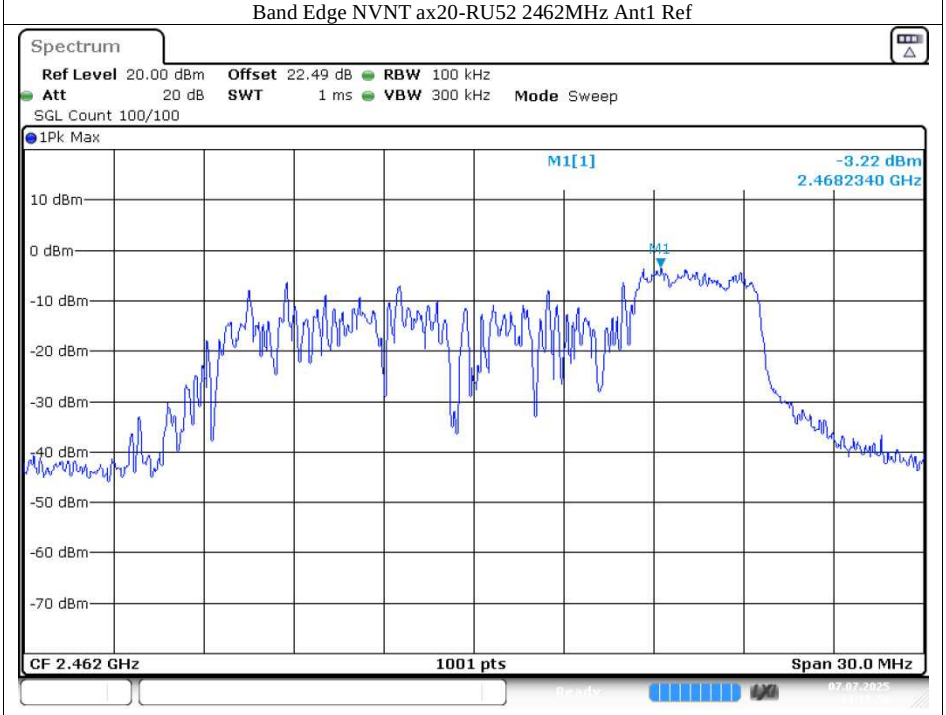

Date: 7.JUL.2025 14:18:57

Band Edge NVNT ax20-RU52 2462MHz Ant1 Emission

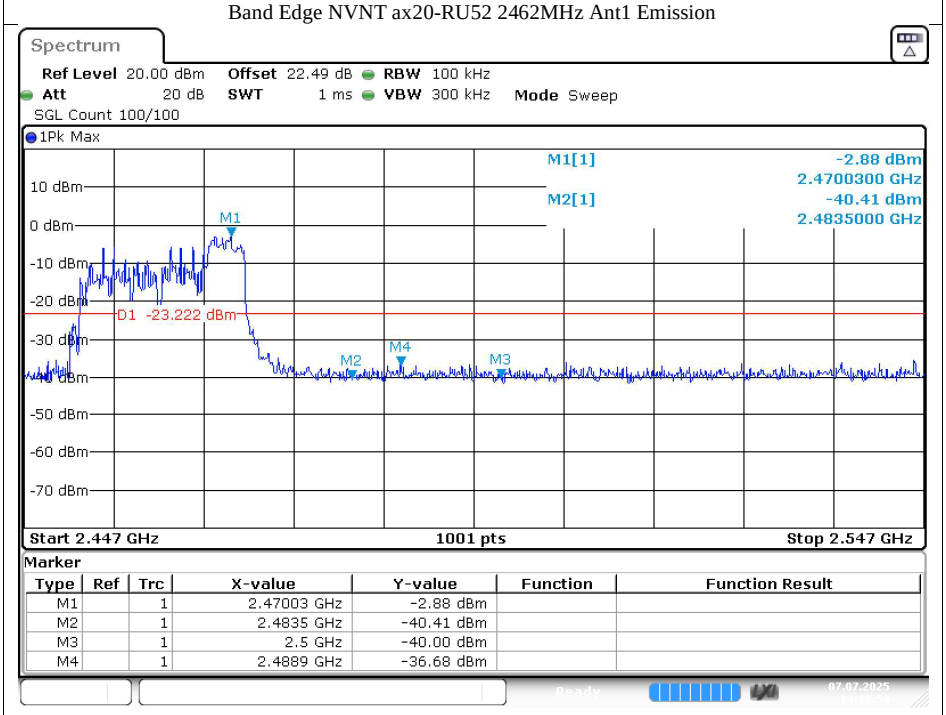

Marker

Type	Ref	Trc	X-value	Y-value	Function	Function Result
M1		1	2.47003 GHz	-2.88 dBm		
M2		1	2.4835 GHz	-40.41 dBm		
M3		1	2.5 GHz	-40.00 dBm		
M4		1	2.4889 GHz	-36.68 dBm		

Date: 7.JUL.2025 14:19:00

Band Edge NVNT ax40-RU106 2422MHz Ant1 Ref

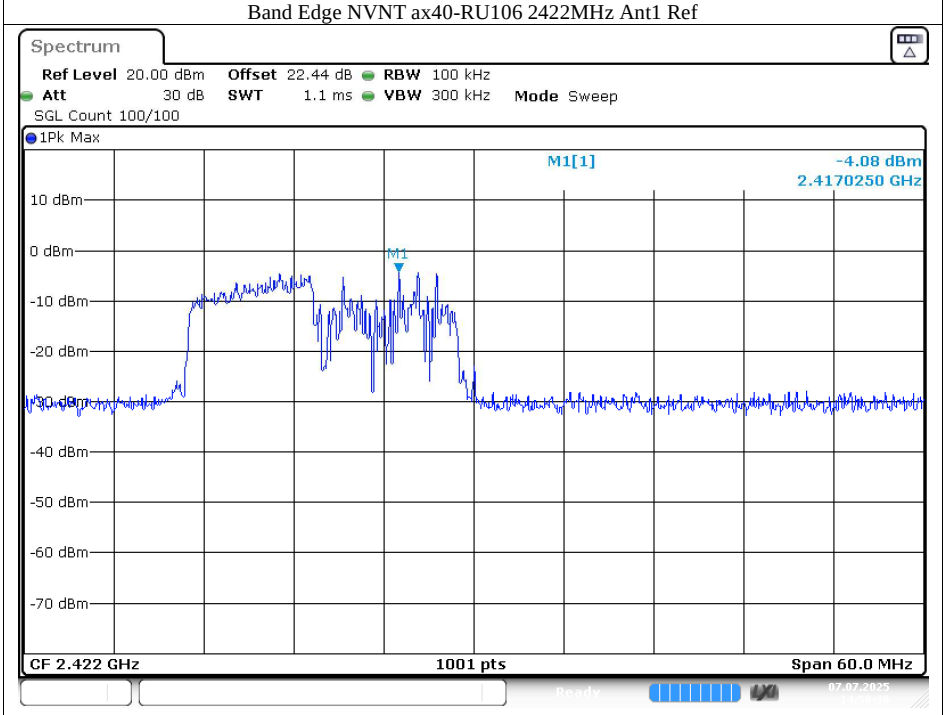

Date: 7.JUL.2025 14:58:37

Band Edge NVNT ax40-RU106 2422MHz Ant1 Emission

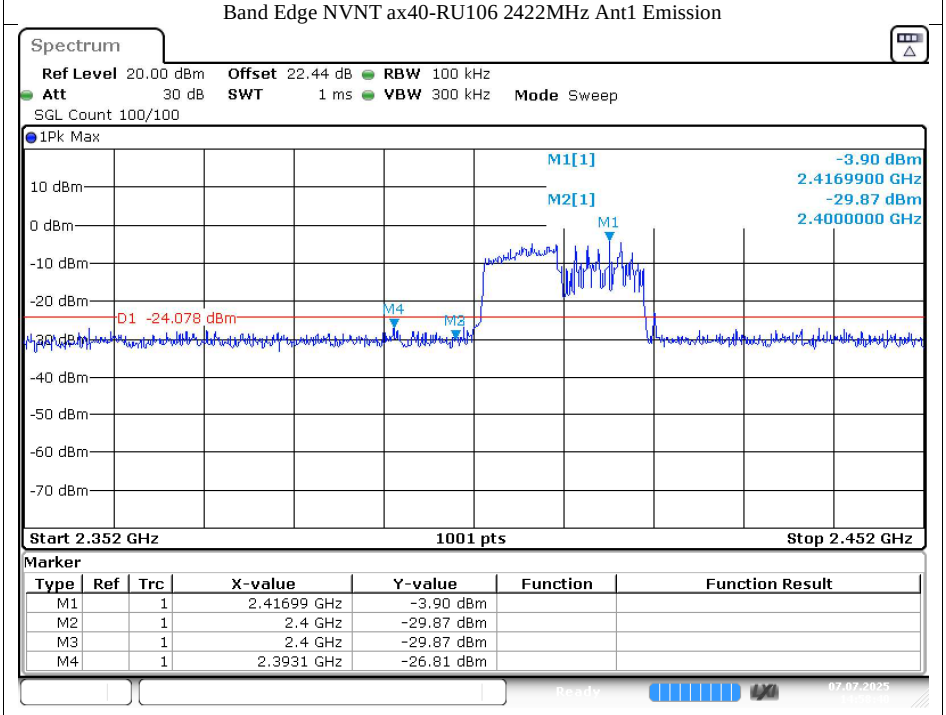

Marker

Type	Ref	Trc	X-value	Y-value	Function	Function Result
M1		1	2.41699 GHz	-3.90 dBm		
M2		1	2.4 GHz	-29.87 dBm		
M3		1	2.4 GHz	-29.87 dBm		
M4		1	2.3931 GHz	-26.81 dBm		

Date: 7.JUL.2025 14:58:40

Band Edge NVNT ax40-RU106 2452MHz Ant1 Ref

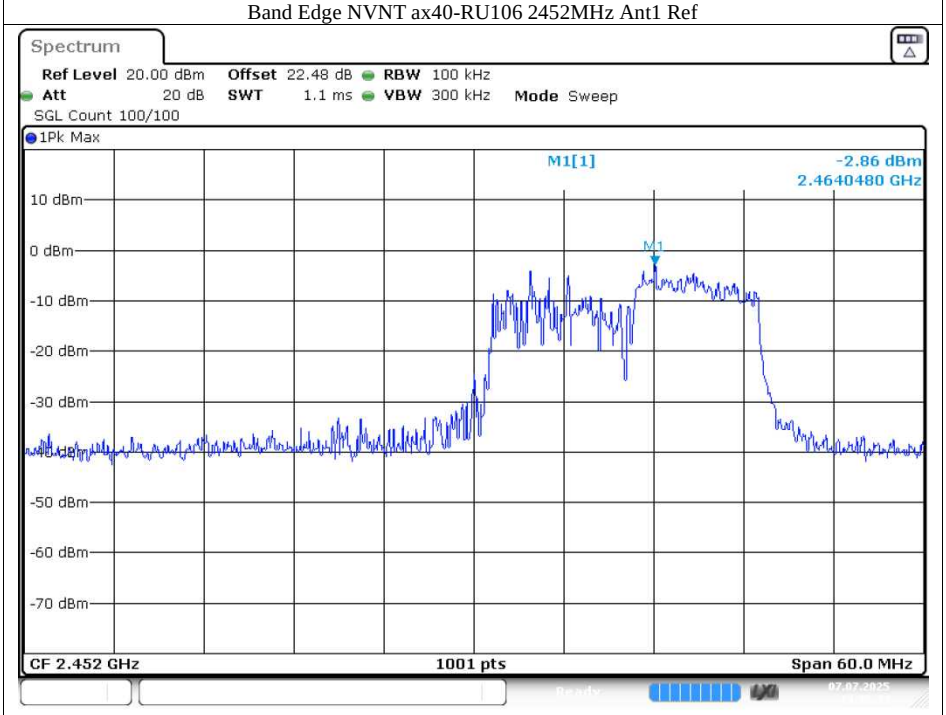

Date: 7.JUL.2025 15:02:35

Band Edge NVNT ax40-RU106 2452MHz Ant1 Emission

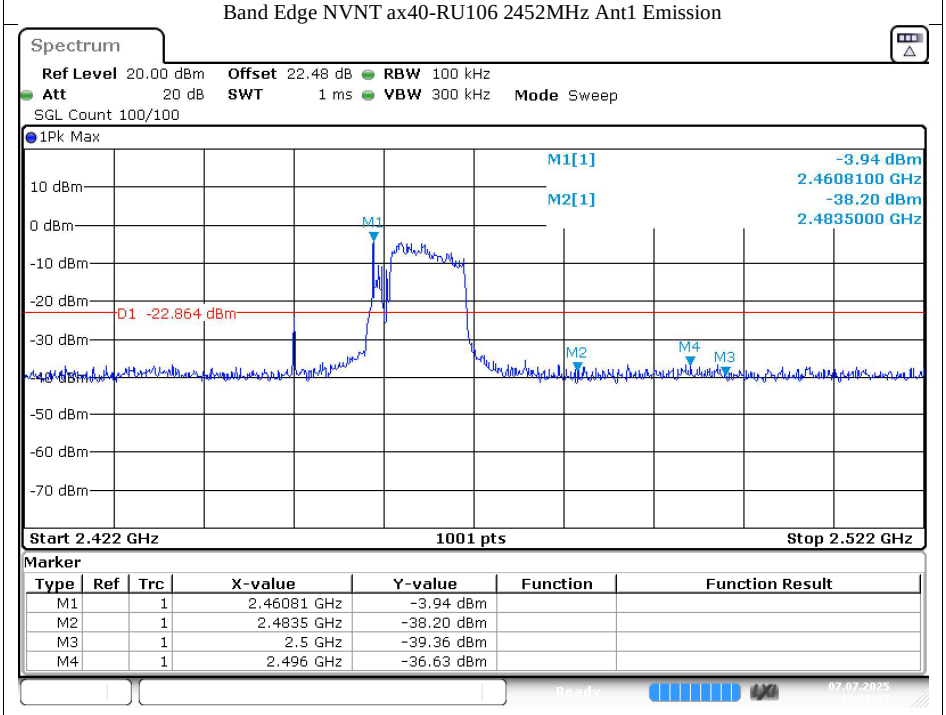

Marker

Type	Ref	Trc	X-value	Y-value	Function	Function Result
M1		1	2.46081 GHz	-3.94 dBm		
M2		1	2.4835 GHz	-38.20 dBm		
M3		1	2.5 GHz	-39.36 dBm		
M4		1	2.496 GHz	-36.63 dBm		

Date: 7.JUL.2025 15:02:38

Band Edge NVNT ax40-RU242 2422MHz Ant1 Ref

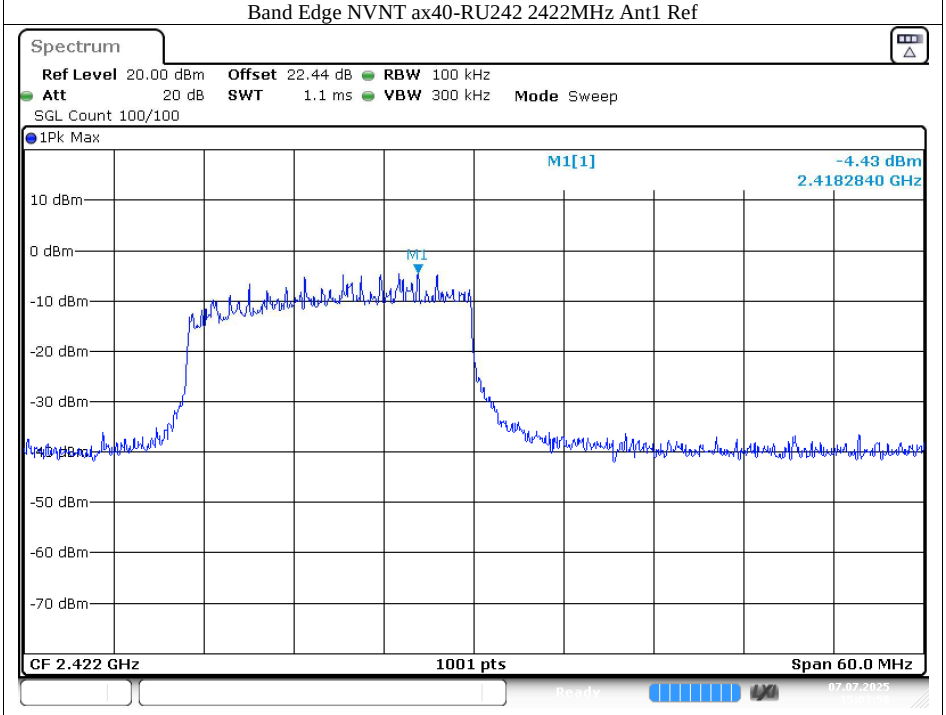

Date: 7.JUL.2025 15:03:58

Band Edge NVNT ax40-RU242 2422MHz Ant1 Emission

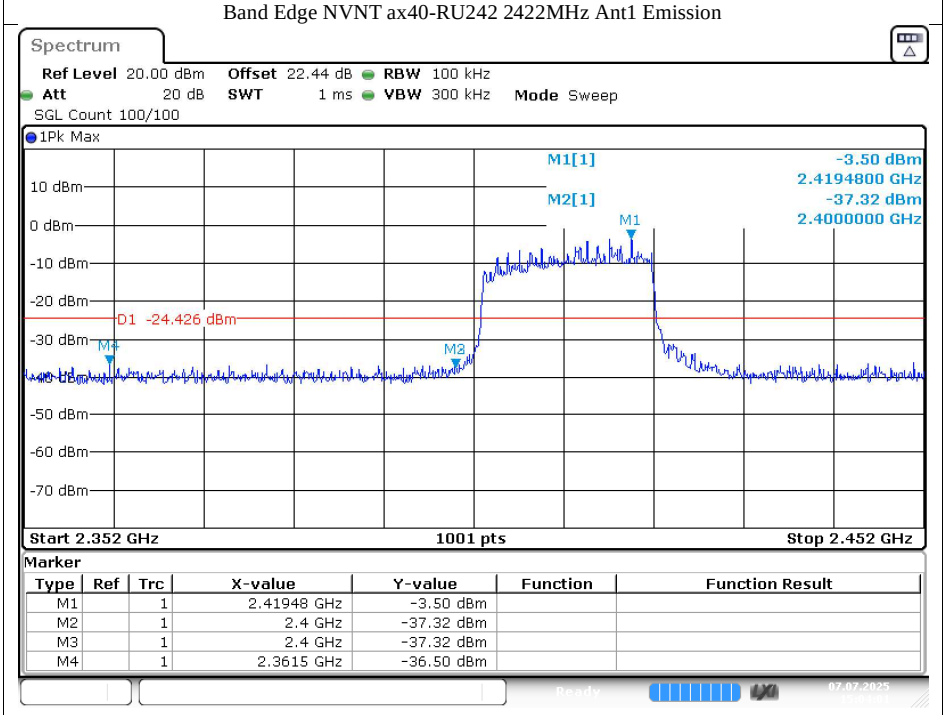

Marker

Type	Ref	Trc	X-value	Y-value	Function	Function Result
M1		1	2.41948 GHz	-3.50 dBm		
M2		1	2.4 GHz	-37.32 dBm		
M3		1	2.4 GHz	-37.32 dBm		
M4		1	2.3615 GHz	-36.50 dBm		

Date: 7.JUL.2025 15:04:01

Band Edge NVNT ax40-RU242 2452MHz Ant1 Ref

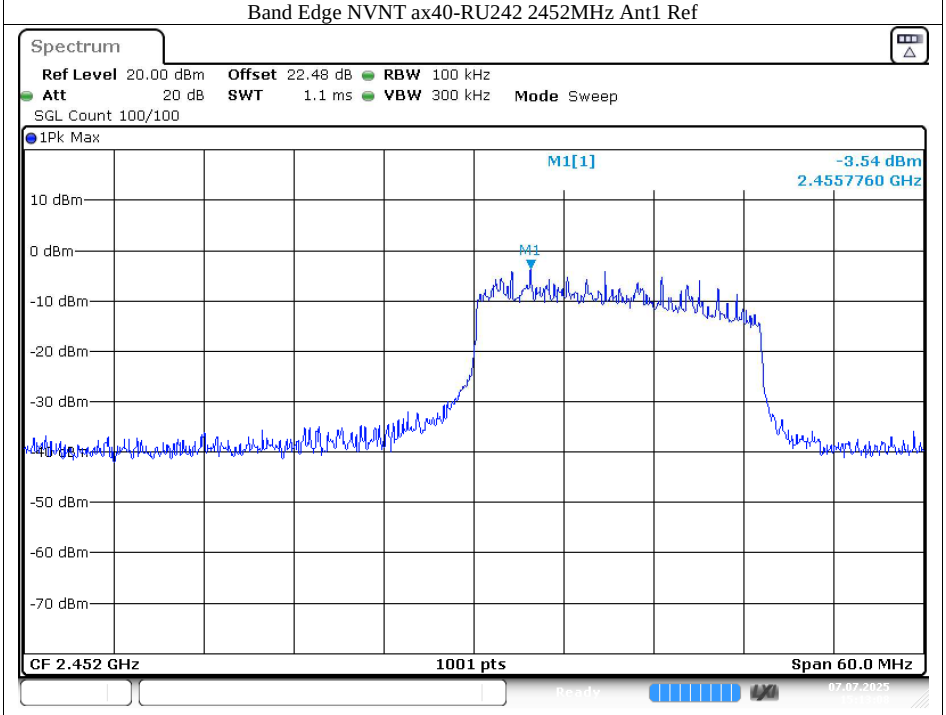

Date: 7.JUL.2025 15:13:08

Band Edge NVNT ax40-RU242 2452MHz Ant1 Emission

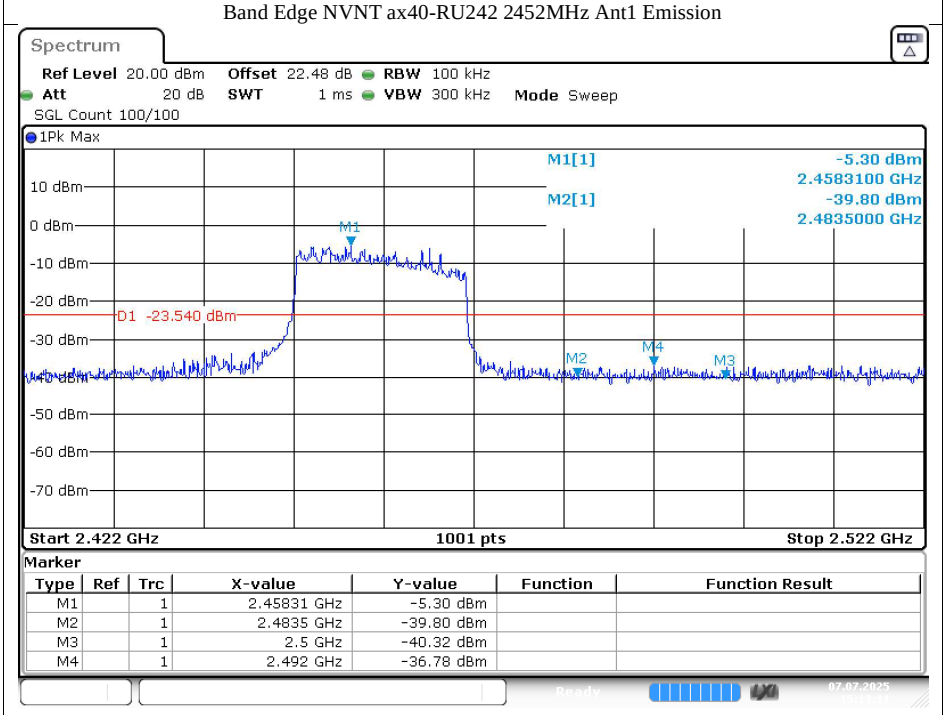

Marker

Type	Ref	Trc	X-value	Y-value	Function	Function Result
M1		1	2.45831 GHz	-5.30 dBm		
M2		1	2.4835 GHz	-39.80 dBm		
M3		1	2.5 GHz	-40.32 dBm		
M4		1	2.492 GHz	-36.78 dBm		

Date: 7.JUL.2025 15:13:11

Band Edge NVNT ax40-RU26 2422MHz Ant1 Ref

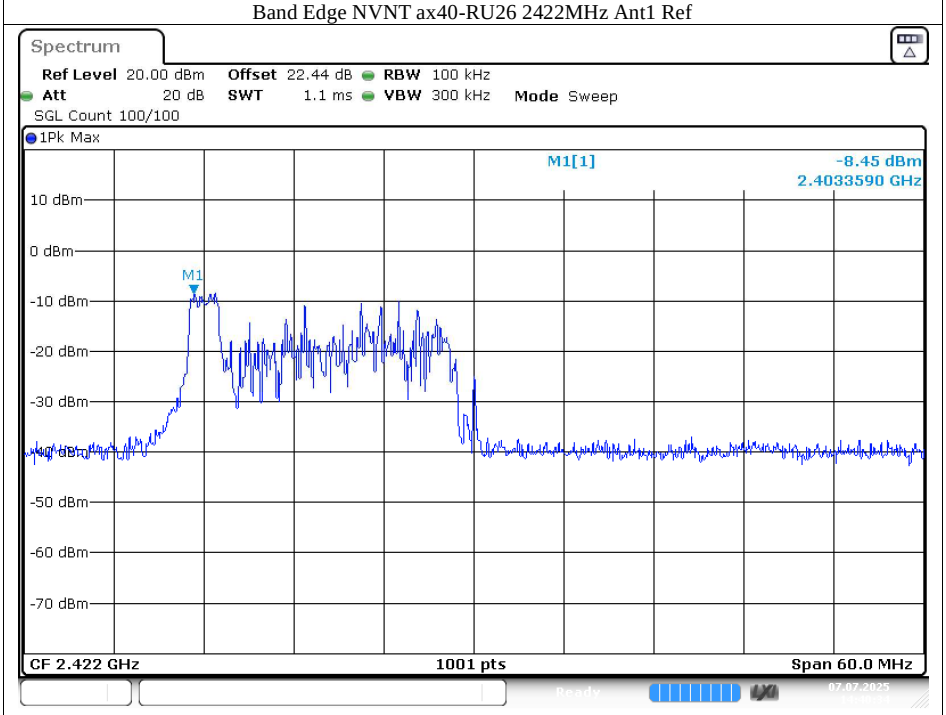

Date: 7.JUL.2025 14:40:34

Band Edge NVNT ax40-RU26 2422MHz Ant1 Emission

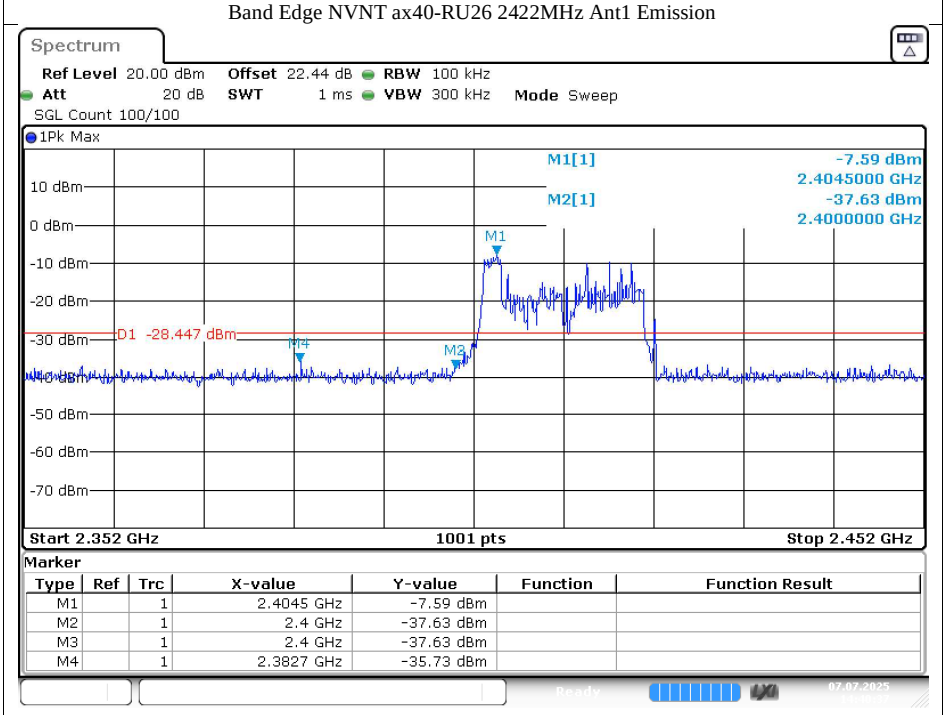

Marker

Type	Ref	Trc	X-value	Y-value	Function	Function Result
M1		1	2.4045 GHz	-7.59 dBm		
M2		1	2.4 GHz	-37.63 dBm		
M3		1	2.4 GHz	-37.63 dBm		
M4		1	2.3827 GHz	-35.73 dBm		

Date: 7.JUL.2025 14:40:38

Band Edge NVNT ax40-RU26 2452MHz Ant1 Ref

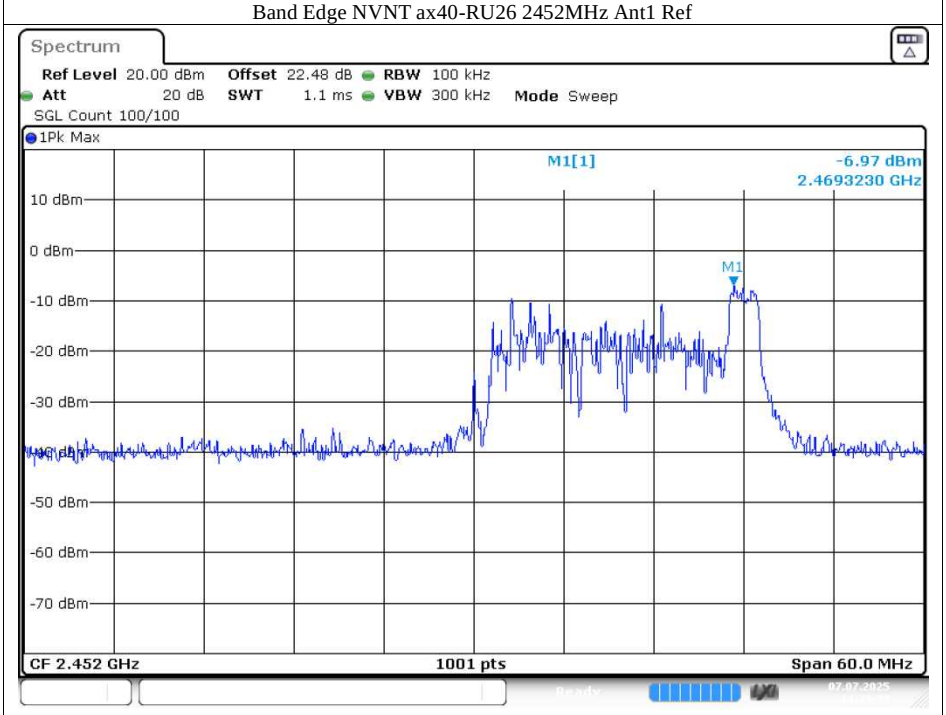

Date: 7.JUL.2025 14:43:42

Band Edge NVNT ax40-RU26 2452MHz Ant1 Emission

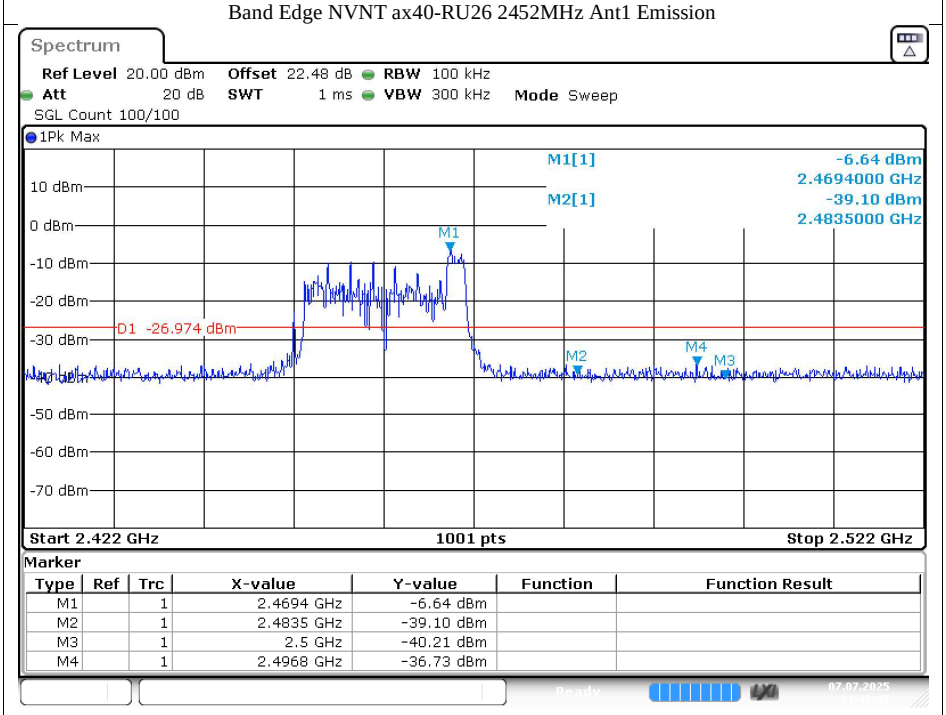

Marker

Type	Ref	Trc	X-value	Y-value	Function	Function Result
M1		1	2.4694 GHz	-6.64 dBm		
M2		1	2.4835 GHz	-39.10 dBm		
M3		1	2.5 GHz	-40.21 dBm		
M4		1	2.4968 GHz	-36.73 dBm		

Date: 7.JUL.2025 14:43:45

Band Edge NVNT ax40-RU484 2422MHz Ant1 Ref

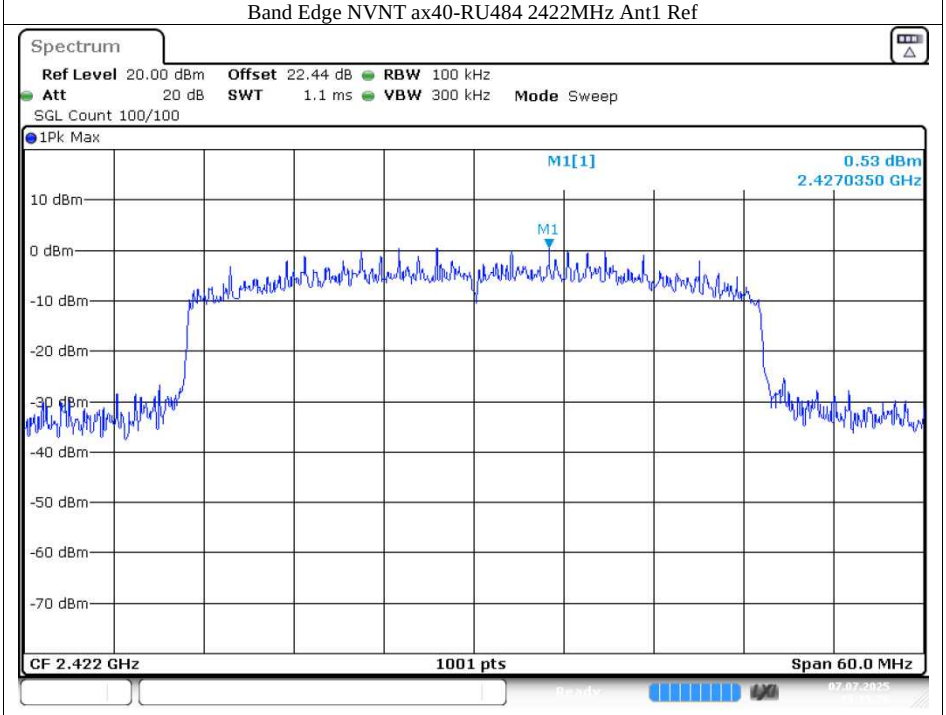

Date: 7.JUL.2025 15:15:27

Band Edge NVNT ax40-RU484 2422MHz Ant1 Emission

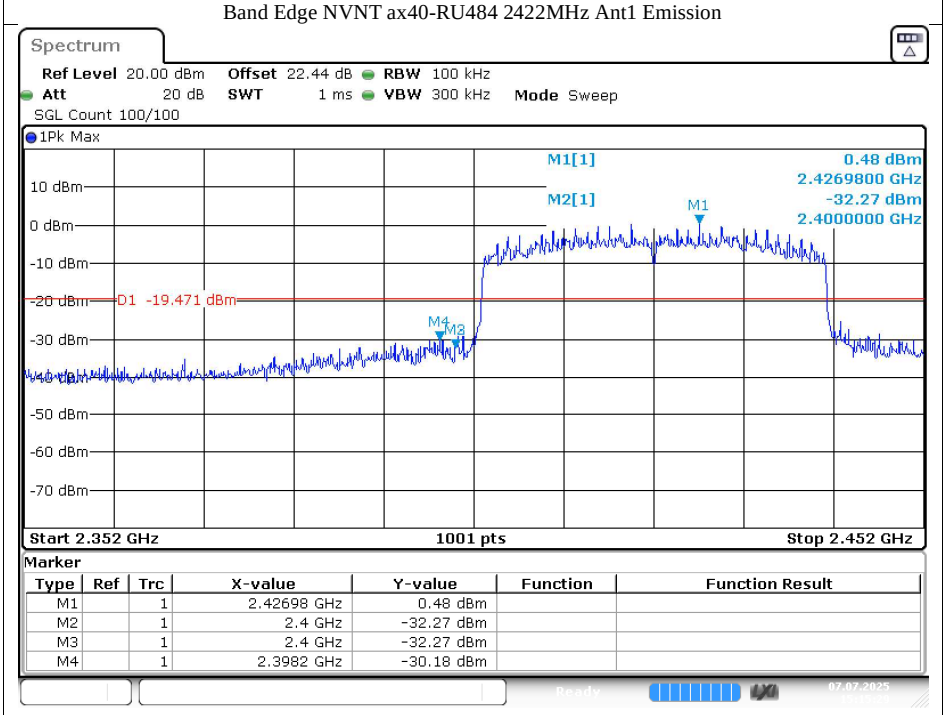

Marker

Type	Ref	Trc	X-value	Y-value	Function	Function Result
M1		1	2.42698 GHz	0.48 dBm		
M2		1	2.4 GHz	-32.27 dBm		
M3		1	2.4 GHz	-32.27 dBm		
M4		1	2.3982 GHz	-30.18 dBm		

Date: 7.JUL.2025 15:15:30

Band Edge NVNT ax40-RU484 2452MHz Ant1 Ref

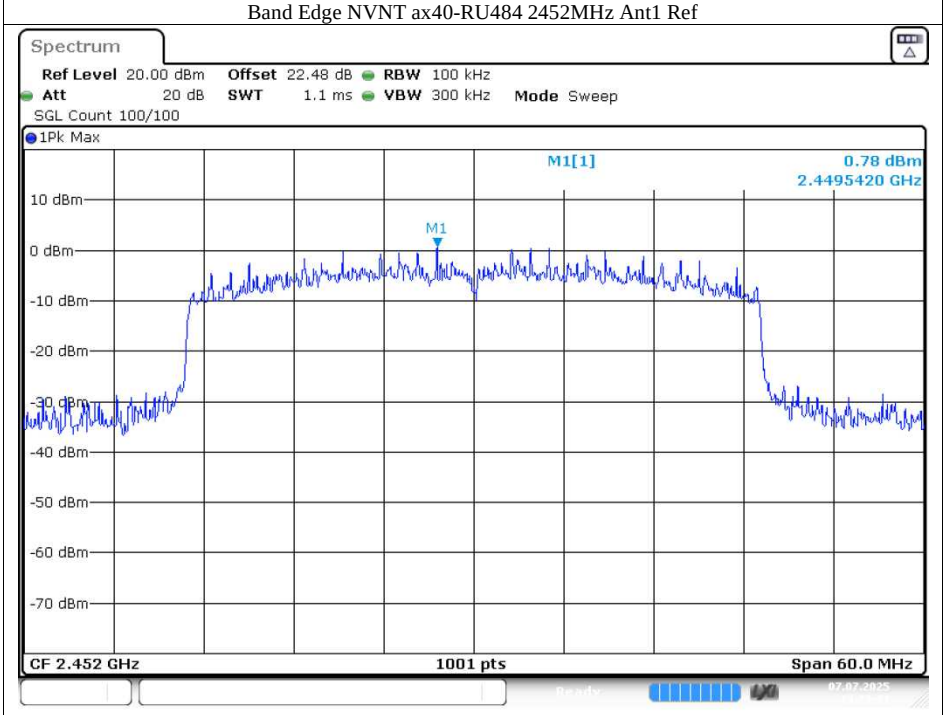

Date: 7.JUL.2025 15:20:02

Band Edge NVNT ax40-RU484 2452MHz Ant1 Emission

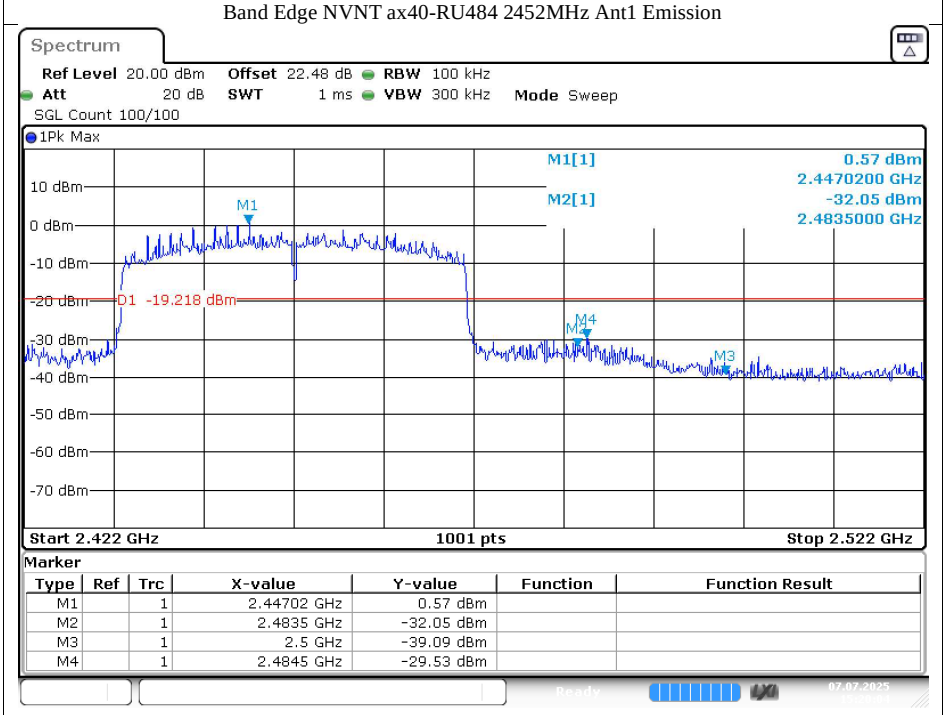

Marker

Type	Ref	Trc	X-value	Y-value	Function	Function Result
M1		1	2.44702 GHz	0.57 dBm		
M2		1	2.4835 GHz	-32.05 dBm		
M3		1	2.5 GHz	-39.09 dBm		
M4		1	2.4845 GHz	-29.53 dBm		

Date: 7.JUL.2025 15:20:05

Band Edge NVNT ax40-RU52 2422MHz Ant1 Ref

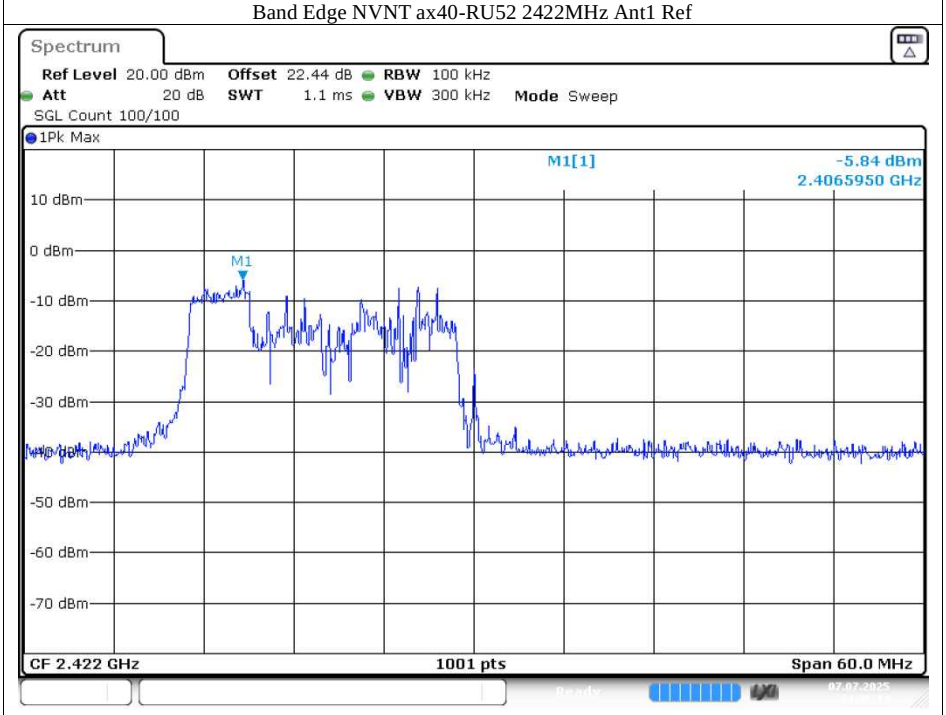

Date: 7.JUL.2025 14:48:14

Band Edge NVNT ax40-RU52 2422MHz Ant1 Emission

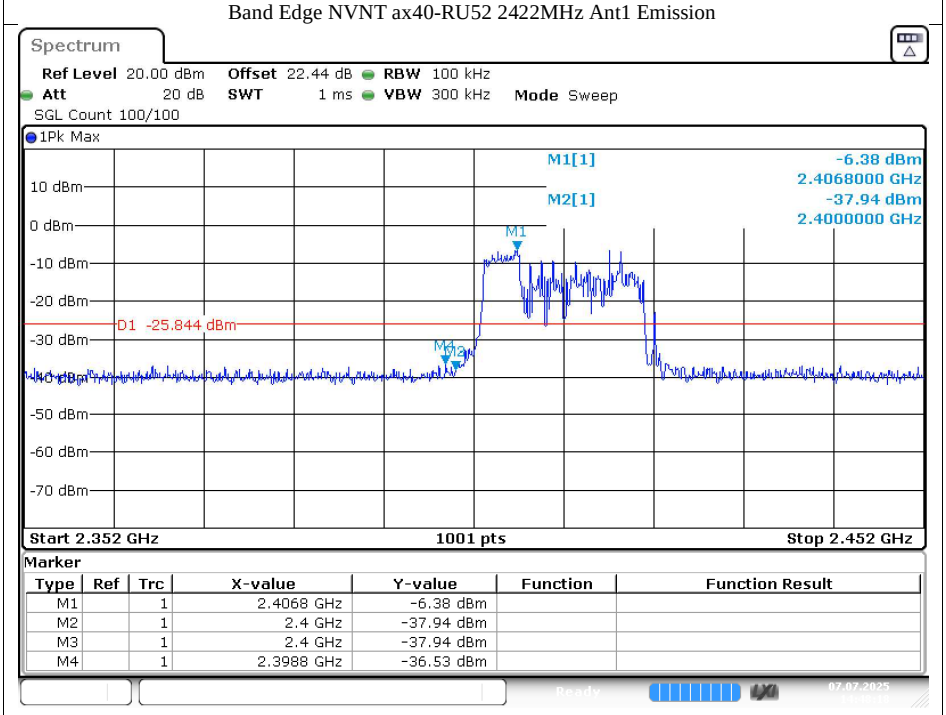

Marker

Type	Ref	Trc	X-value	Y-value	Function	Function Result
M1		1	2.4068 GHz	-6.38 dBm		
M2		1	2.4 GHz	-37.94 dBm		
M3		1	2.4 GHz	-37.94 dBm		
M4		1	2.3988 GHz	-36.53 dBm		

Date: 7.JUL.2025 14:48:17

Band Edge NVNT ax40-RU52 2452MHz Ant1 Ref

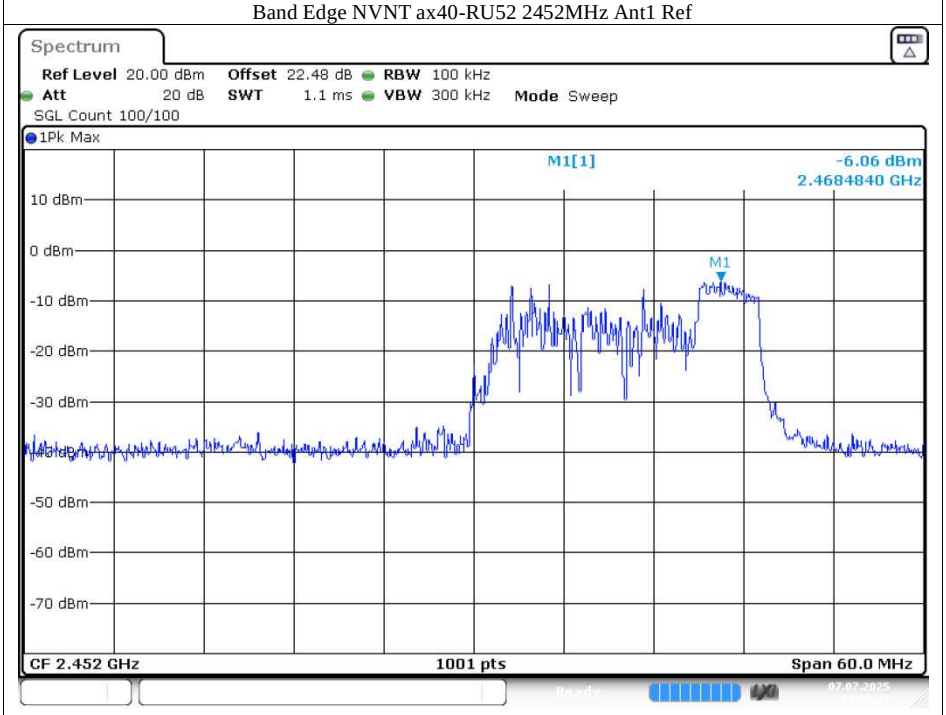

Date: 7.JUL.2025 14:55:00

Band Edge NVNT ax40-RU52 2452MHz Ant1 Emission

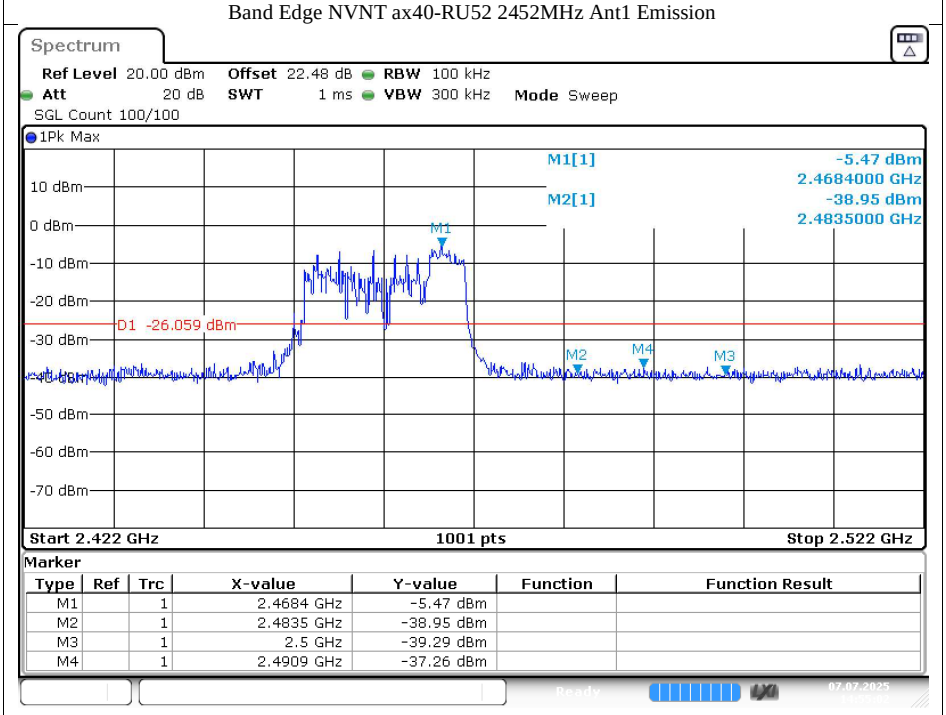

Marker

Type	Ref	Trc	X-value	Y-value	Function	Function Result
M1		1	2.4684 GHz	-5.47 dBm		
M2		1	2.4835 GHz	-38.95 dBm		
M3		1	2.5 GHz	-39.29 dBm		
M4		1	2.4909 GHz	-37.26 dBm		

Date: 7.JUL.2025 14:55:03

9.7 Spurious radiated emissions for transmitter

Test Method

1. The EUT was place on a turn table which is 1.5m above ground plane for above 1GHz and 0.8m above ground for below 1GHz at 3 meter chamber room for test. The table was rotated 360 degrees to determine the position of the highest radiation.
2. The EUT was set 3 meters away from the interference – receiving antenna, which was mounted on the top of a variable – height antenna tower.
3. The height of antenna is varied from one meter to four meters above the ground to determine the maximum value of the field strength. Both horizontal and vertical polarizations of the antenna are set to make the measurement.
4. For each suspected emission, the EUT was arranged to its worst case and then the antenna was tuned to heights from 1 meter to 4 meters and the rotatable table was turned from 0 degrees to 360 degrees to find the maximum reading.
5. Use the following spectrum analyzer settings According to C63.10:

For Below 1GHz

Use the following spectrum analyzer settings:
Span = wide enough to capture the peak level of the in-band emission and all spurious
RBW = 100 kHz to 120 kHz, VBW≥RBW for peak measurement, Sweep = auto, Detector function = peak, Trace = max hold.

For Peak unwanted emissions Above 1GHz:

Span = wide enough to capture the peak level of the in-band emission and all spurious
RBW = 1MHz, VBW≥RBW for peak measurement, Sweep = auto, Detector function = peak, Trace = max hold.

Procedures for average unwanted emissions measurements above 1000 MHz

a) RBW = 1MHz.
b) VBW ≥ [3 × RBW].
c) Detector = RMS (power averaging), if [span / (# of points in sweep)] ≤ RBW / 2. Satisfying this condition can require increasing the number of points in the sweep or reducing the span. If the condition is not satisfied, then the detector mode shall be set to peak.
d) Averaging type = power (i.e., rms) (As an alternative, the detector and averaging type may be set for linear voltage averaging. Some instruments require linear display mode to use linear voltage averaging. Log or dB averaging shall not be used.)
e) Sweep time = auto.
f) Perform a trace average of at least 100 traces if the transmission is continuous. If the transmission is not continuous, then the number of traces shall be increased by a factor of 1 / D, where D is the duty cycle. For example, with 50% duty cycle, at least 200 traces shall be averaged. (If a specific emission is demonstrated to be continuous—i.e., 100% duty cycle—then rather than turning ON and OFF with the transmit cycle, at least 100 traces shall be averaged.)
g) If tests are performed with the EUT transmitting at a duty cycle less than 98%, then a correction factor shall be added to the measurement results prior to comparing with the emission limit, to compute the emission level that would have been measured had the test been performed at 100% duty cycle. The correction factor is computed as follows:

1) If power averaging (rms) mode was used in the preceding step e), then the correction factor is [10 log (1 / D)], where D is the duty cycle. For example, if the transmit duty cycle was 50%, then 3 dB shall be added to the measured emission levels.
2) If linear voltage averaging mode was used in the preceding step e), then the correction factor is [20 log (1 / D)], where D is the duty cycle. For example, if the transmit duty cycle was 50%, then 6 dB shall be added to the measured emission levels.
3) If a specific emission is demonstrated to be continuous (100% duty cycle) rather than turning ON and OFF with the transmit cycle, then no duty cycle correction is required for that emission.

Limit

The radio emission outside the operating frequency band shall be at least 20 dB below that in the 100 kHz bandwidth within the band that contains the highest level of the desired power. Radiated emissions which fall in the restricted bands, as defined in section15.205 must comply with the radiated emission limits specified in section 15.209.

Frequency MHz	Field Strength uV/m	Measured Distance Meters
0.009~0.490	2400/F (kHz)	300
0.490~1.705	24000/F (kHz)	30
1.705~30	30	30

Frequency MHz	Field Strength uV/m	Field Strength dBμV/m	Detector
30-88	100	40	QP
88-216	150	43.5	QP
216-960	200	46	QP
960-1000	500	54	QP
Above 1000	500	54	AV
Above 1000	5000	74	PK

Spurious radiated emissions for transmitter

According to C63.10, if the peak (or quasi-peak) measured value complies with the average limit, it is unnecessary to perform an average measurement, so AV emission value did not show in below table if the peak value complies with average limit.The only worse case test result is listed in the report.

Test result:

9k-30MHz Radiated Emission Test

Common Information

EUT:	Wi-Fi and Bluetooth Module
Model:	T3-M
Client:	Hangzhou Tuya Information Technology Co., Ltd
Operating conditions:	Power on, transmitting at 802.11G_2412MHz
Operator name:	Zhihua Xia
Input:	DC 3.3V
Sample No:	WUX-0932754-004
Test standard:	FCC Part 15.209(a)
Comment:	X
Comment:	Temp.:23.8℃,Humi.:57.9%,Atm.:998.9hPa

Scan Setup: FCC_RE_9K-30M_Max_3m [EMI radiated]

Hardware Setup:	Radiated E Field 9K-30MHz_3m
Receiver:	[ESR 3]
Level Unit:	dBuV/m

Subrange	Step Size	Detectors	IF BW	Meas. Time	Preamp
9 kHz - 150 kHz	80 Hz	PK+	200 Hz	0.01 s	20 dB
150 kHz - 30 MHz	4 kHz	PK+	9 kHz	0.001 s	20 dB

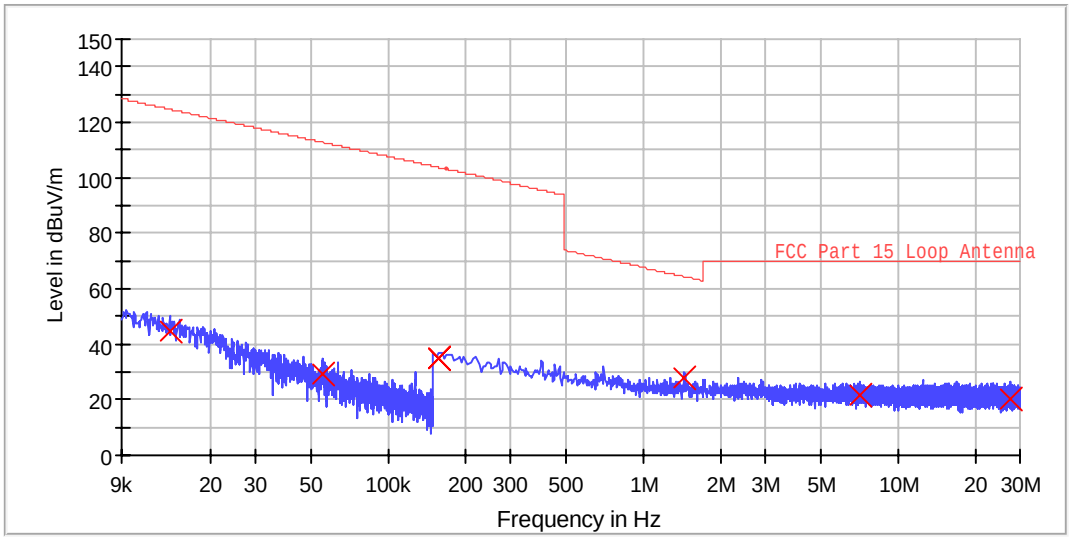

Limit and Margin

Frequency (MHz)	QuasiPeak (dBuV/m)	Meas. Time (ms)	Bandwidth (kHz)	Height (cm)	Azimuth (deg)	Corr. (dB/m)	Margin - QPK (dB)	Limit - QPK (dBuV/m)
0.013800	44.8	1000.0	0.200	155.0	0.0	19.9	80.0	124.8
0.055480	29.0	1000.0	0.200	155.0	0.0	19.5	83.7	112.7
0.158000	35.0	1000.0	9.000	155.0	0.0	19.3	68.6	103.6
1.454000	27.6	1000.0	9.000	155.0	0.0	19.3	36.8	64.4
7.014000	21.4	1000.0	9.000	155.0	0.0	19.0	48.1	69.5
27.614000	20.1	1000.0	9.000	155.0	0.0	18.8	49.5	69.5

Common Information

EUT:	Wi-Fi and Bluetooth Module
Model:	T3-M
Client:	Hangzhou Tuya Information Technology Co., Ltd
Operating conditions:	Power on, transmitting at 802.11G_2412MHz
Operator name:	Zhihua Xia
Input:	DC 3.3V
Sample No:	WUX-0932754-004
Test standard:	FCC Part 15.209(a)
Comment:	Y
Comment:	Temp.:23.8℃,Humi.:57.9%,Atm.:998.9hPa

Scan Setup: FCC_RE_9K-30M_Max_3m [EMI radiated]

Hardware Setup:	Radiated E Field 9K-30MHz_3m
Receiver:	[ESR 3]
Level Unit:	dBuV/m

Subrange	Step Size	Detectors	IF BW	Meas. Time	Preamp
9 kHz - 150 kHz	80 Hz	PK+	200 Hz	0.01 s	20 dB
150 kHz - 30 MHz	4 kHz	PK+	9 kHz	0.001 s	20 dB

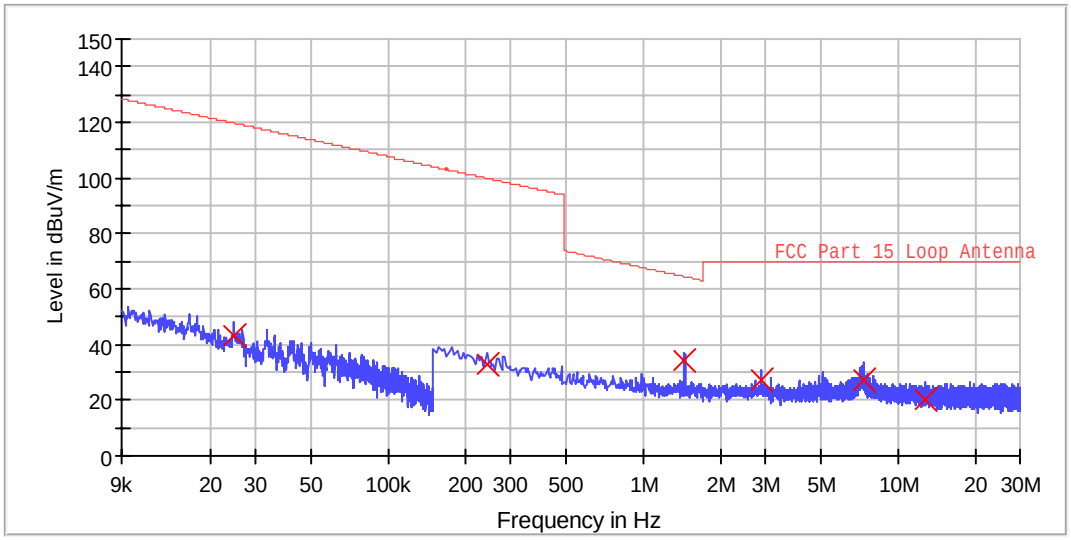

Limit and Margin

Frequency (MHz)	QuasiPeak (dBuV/m)	Meas. Time (ms)	Bandwidth (kHz)	Height (cm)	Azimuth (deg)	Corr. (dB/m)	Margin - QPK (dB)	Limit - QPK (dBuV/m)
0.024840	43.4	1000.0	0.200	155.0	0.0	19.6	76.3	119.7
0.242000	32.5	1000.0	9.000	155.0	0.0	19.3	67.4	99.9
1.454000	34.5	1000.0	9.000	155.0	0.0	19.3	29.8	64.4
2.914000	27.3	1000.0	9.000	155.0	0.0	19.3	42.2	69.5
7.290000	27.2	1000.0	9.000	155.0	0.0	19.0	42.3	69.5
12.834000	20.5	1000.0	9.000	155.0	0.0	18.7	49.0	69.5

Common Information

EUT:	Wi-Fi and Bluetooth Module
Model:	T3-M
Client:	Hangzhou Tuya Information Technology Co., Ltd
Operating conditions:	Power on, transmitting at 802.11G_2412MHz
Operator name:	Zhihua Xia
Input:	DC 3.3V
Sample No:	WUX-0932754-004
Test standard:	FCC Part 15.209(a)
Comment:	Z
Comment:	Temp.:23.8℃,Humi.:57.9%,Atm.:998.9hPa

Scan Setup: FCC_RE_9K-30M_Max_3m [EMI radiated]

Hardware Setup:	Radiated E Field 9K-30MHz_3m
Receiver:	[ESR 3]
Level Unit:	dBuV/m

Subrange	Step Size	Detectors	IF BW	Meas. Time	Preamp
9 kHz - 150 kHz	80 Hz	PK+	200 Hz	0.01 s	20 dB
150 kHz - 30 MHz	4 kHz	PK+	9 kHz	0.001 s	20 dB

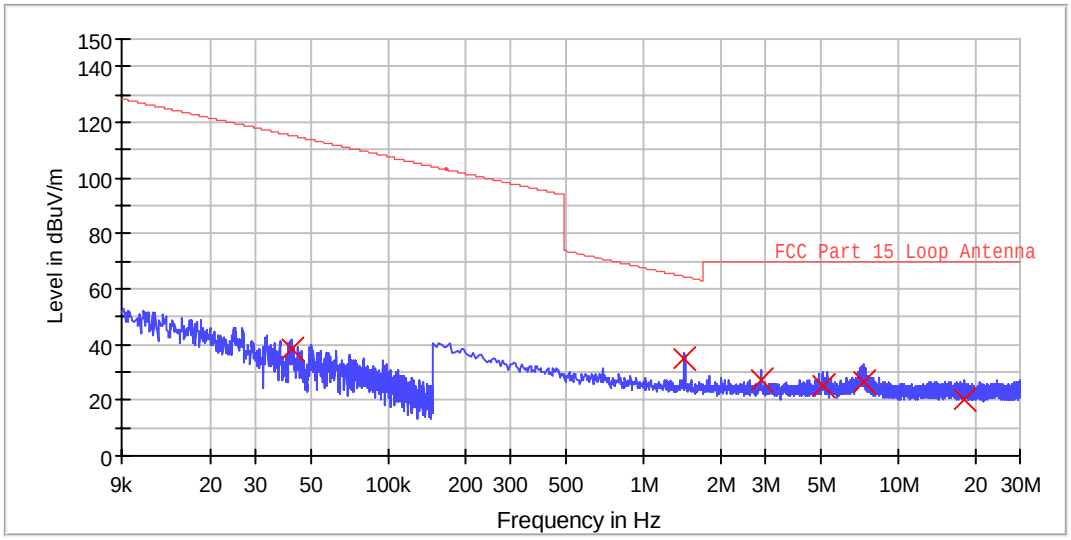

Limit and Margin

Frequency (MHz)	QuasiPeak (dBuV/m)	Meas. Time (ms)	Bandwidth (kHz)	Height (cm)	Azimuth (deg)	Corr. (dB/m)	Margin - QPK (dB)	Limit - QPK (dBuV/m)
0.041480	38.1	1000.0	0.200	155.0	0.0	19.5	77.1	115.2
1.454000	34.8	1000.0	9.000	155.0	0.0	19.3	29.6	64.4
2.910000	27.3	1000.0	9.000	155.0	0.0	19.3	42.2	69.5
5.038000	25.0	1000.0	9.000	155.0	0.0	19.2	44.5	69.5
7.306000	26.8	1000.0	9.000	155.0	0.0	19.0	42.8	69.5
18.026000	20.3	1000.0	9.000	155.0	0.0	18.7	49.2	69.5

30-1000MHz Radiated Emission Test

Common Information

EUT:	Wi-Fi and Bluetooth Module
Model:	T3-M
Client:	Hangzhou Tuya Information Technology Co., Ltd
Operating conditions:	Power on, transmitting at 802.11B_2412MHz
Operator name:	Zhihua Xia
Input:	DC 3.3V
Sample No:	WUX-0932754-004
Test standard:	FCC Part 15.209(a)
Comment:	Horizontal
Comment:	Temp.:23.8℃,Humi.:57.9%,Atm.:998.9hPa

Sweep Setup: RE_30M-1G_Sweep_3m [EMI radiated]

Hardware Setup:	Radiated E Field 30MHz-1GHz_3m
Receiver:	[ESR 3]
Level Unit:	dBuV/m

Subrange	Step Size	Detectors	Bandwidth	Sweep Time	Preamp
30 MHz - 1 GHz	48.5 kHz	PK+	120 kHz	1 s	20 dB

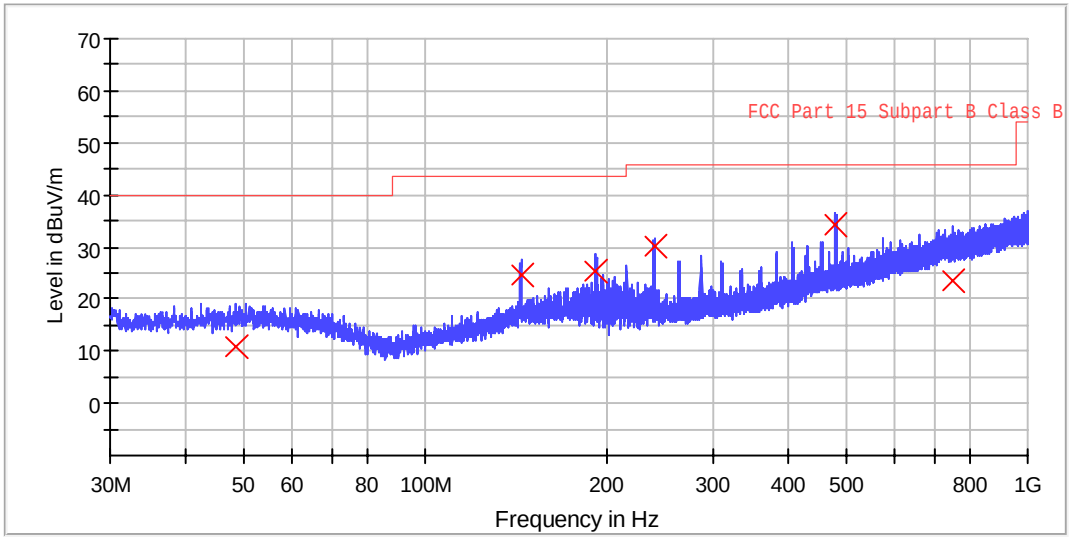

Limit and Margin

Frequency (MHz)	QuasiPeak (dBuV/m)	Meas. Time (ms)	Bandwidth (kHz)	Height (cm)	Azimuth (deg)	Corr. (dB/m)	Margin - QPK (dB)	Limit - QPK (dBuV/m)
48.560000	10.8	1000.0	120.000	100.0	0.0	20.8	29.2	40.0
144.080000	24.7	1000.0	120.000	100.0	0.0	21.3	18.8	43.5
191.600000	25.4	1000.0	120.000	100.0	0.0	19.0	18.1	43.5
240.160000	30.1	1000.0	120.000	100.0	0.0	20.3	16.0	46.0
478.200000	34.3	1000.0	120.000	100.0	0.0	27.2	11.7	46.0
748.760000	23.4	1000.0	120.000	100.0	0.0	32.9	22.6	46.0

Common Information

EUT:	Wi-Fi and Bluetooth Module
Model:	T3-M
Client:	Hangzhou Tuya Information Technology Co., Ltd
Operating conditions:	Power on, transmitting at 802.11B_2412MHz
Operator name:	Zhihua Xia
Input:	DC 3.3V
Sample No:	WUX-0932754-004
Test standard:	FCC Part 15.209(a)
Comment:	Vertical
Comment:	Temp.:23.8℃,Humi.:57.9%,Atm.:998.9hPa

Sweep Setup: RE_30M-1G_Sweep_3m [EMI radiated]

Hardware Setup:	Radiated E Field 30MHz-1GHz_3m
Receiver:	[ESR 3]
Level Unit:	dBuV/m

Subrange	Step Size	Detectors	Bandwidth	Sweep Time	Preamp
30 MHz - 1 GHz	48.5 kHz	PK+	120 kHz	1 s	20 dB

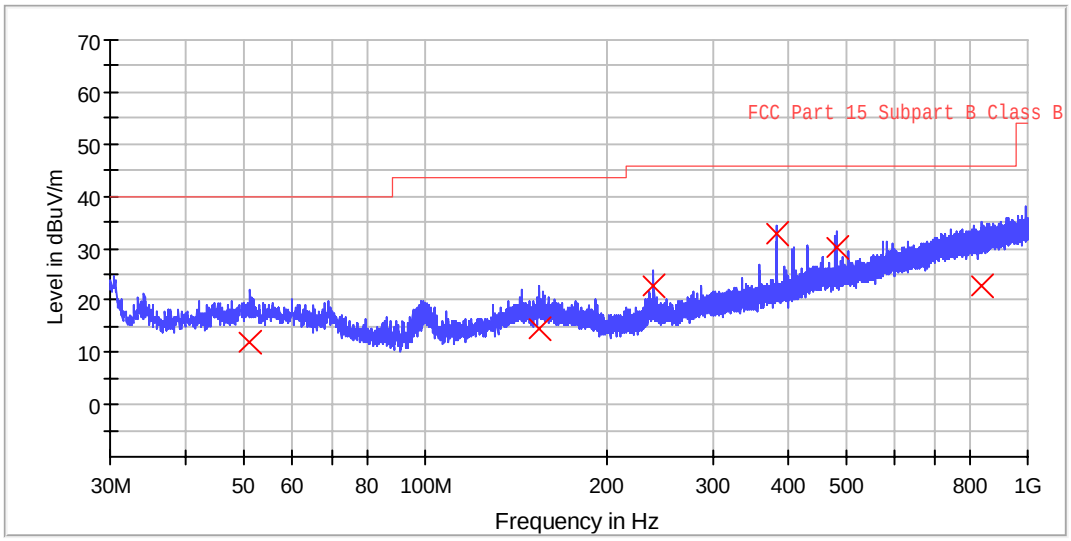

Limit and Margin

Frequency (MHz)	QuasiPeak (dBuV/m)	Meas. Time (ms)	Bandwidth (kHz)	Height (cm)	Azimuth (deg)	Corr. (dB/m)	Margin - QPK (dB)	Limit - QPK (dBuV/m)
51.200000	11.9	1000.0	120.000	100.0	212.0	20.9	28.1	40.0
154.880000	14.6	1000.0	120.000	100.0	0.0	21.5	28.9	43.5
239.560000	22.9	1000.0	120.000	100.0	0.0	20.3	23.2	46.0
383.360000	32.8	1000.0	120.000	100.0	353.0	24.8	13.2	46.0
480.400000	30.2	1000.0	120.000	100.0	0.0	27.2	15.8	46.0
840.040000	22.9	1000.0	120.000	100.0	0.0	33.8	23.1	46.0

Radiated Emission 1-18 GHz

802.11B:2412MHz

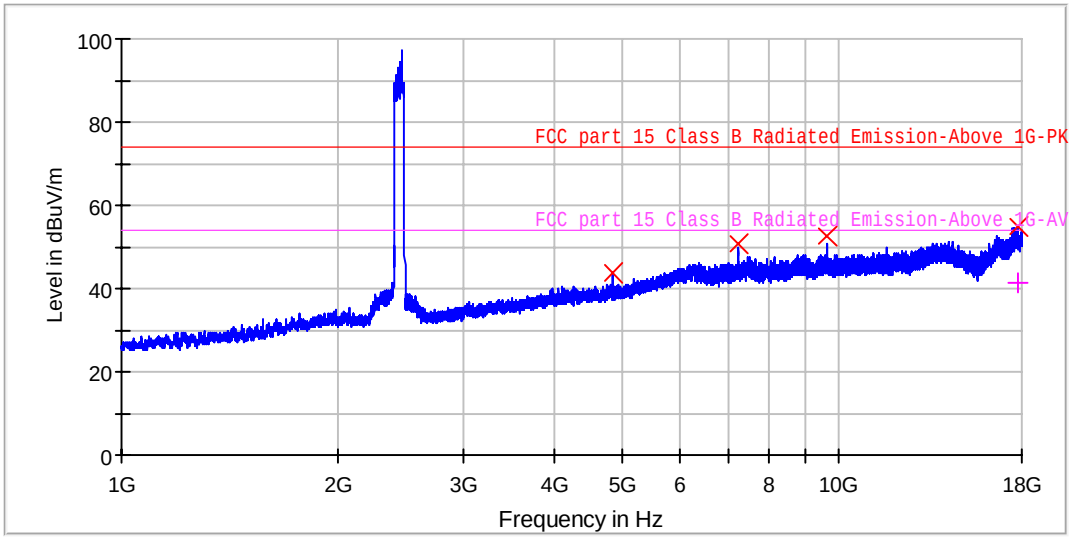

Limit and Margin

Frequency (MHz)	MaxPeak (dBuV/m)	Average (dBuV/m)	Meas. Time (ms)	Height (cm)	Pol	Azimuth (deg)	Corr. (dB/m)	Margin - PK+ (dB)	Limit - PK+ (dBuV/m)
4824.000000	43.7	---	1000.0	150.0	H	8.4	1.0	30.3	74.0
7236.500000	50.9	---	1000.0	150.0	H	134.8	9.9	23.1	74.0
9648.000000	52.7	---	1000.0	150.0	H	199.1	13.6	21.3	74.0
17779.000000	54.7	41.5	1000.0	150.0	H	323.0	23.0	19.3	74.0

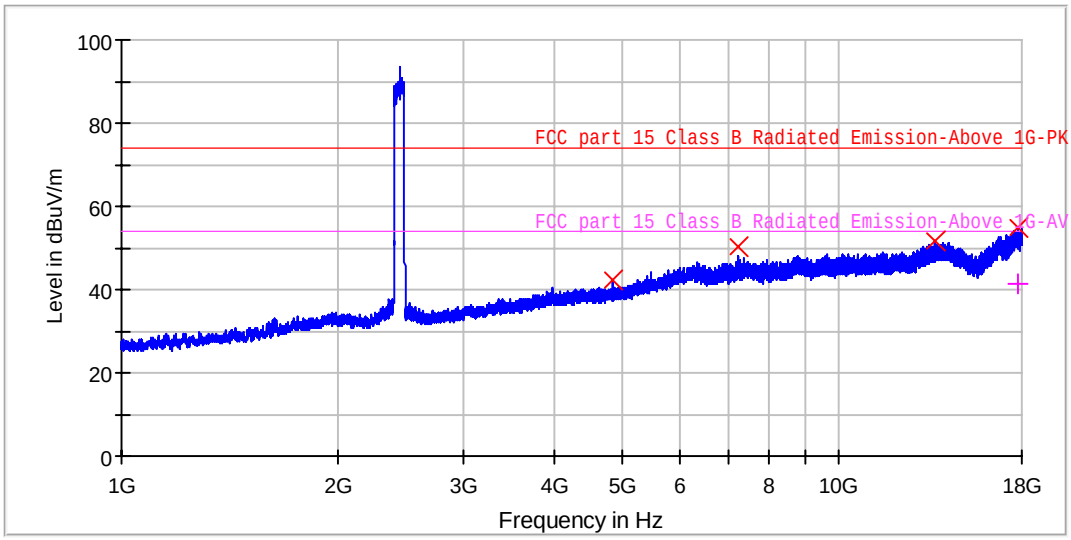

Limit and Margin

Frequency (MHz)	MaxPeak (dBuV/m)	Average (dBuV/m)	Meas. Time (ms)	Height (cm)	Pol	Azimuth (deg)	Corr. (dB/m)	Margin - PK+ (dB)	Limit - PK+ (dBuV/m)
4824.000000	42.2	---	1000.0	150.0	V	169.2	1.0	31.8	74.0
7235.000000	50.3	---	1000.0	150.0	V	83.6	9.9	23.7	74.0
13610.000000	51.8	---	1000.0	150.0	V	345.1	17.8	22.2	74.0
17800.000000	54.8	41.4	1000.0	150.0	V	26.9	22.9	19.2	74.0

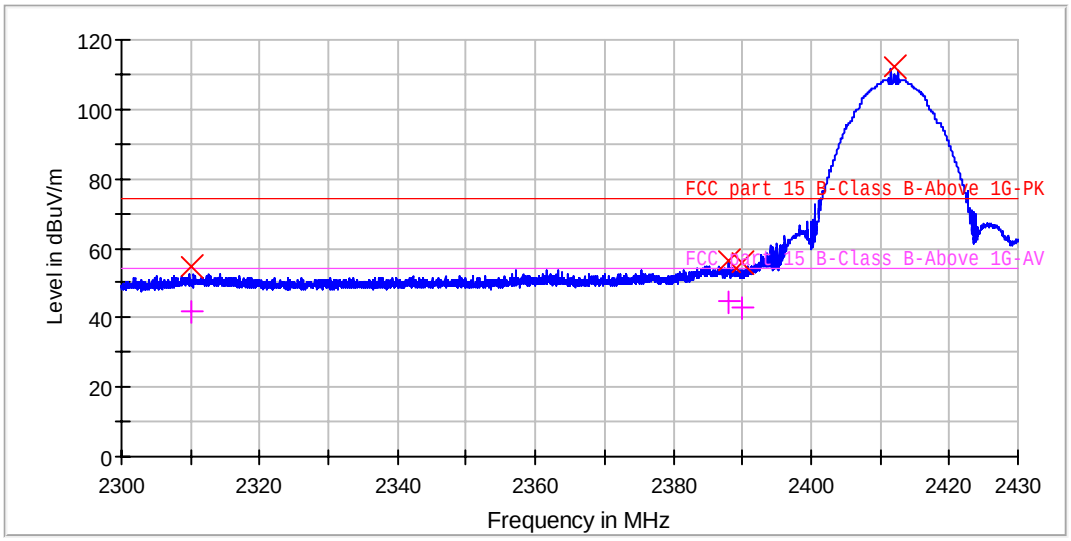

Limit and Margin

Frequency (MHz)	MaxPeak (dBuV/m)	Average (dBuV/m)	Meas. Time (ms)	Height (cm)	Pol	Azimuth (deg)	Corr. (dB/m)	Margin - PK+ (dB)	Limit - PK+ (dBuV/m)
2310.000000	54.4	41.8	1000.0	150.0	H	13.8	34.8	19.6	74.0
2388.000000	56.6	44.4	1000.0	150.0	H	92.6	34.8	17.5	74.0
2390.000000	56.0	43.2	1000.0	150.0	H	297.7	34.8	18.0	74.0
2412.000000	112.1	---	1000.0	150.0	H	36.9	34.9	-38.1	74.0

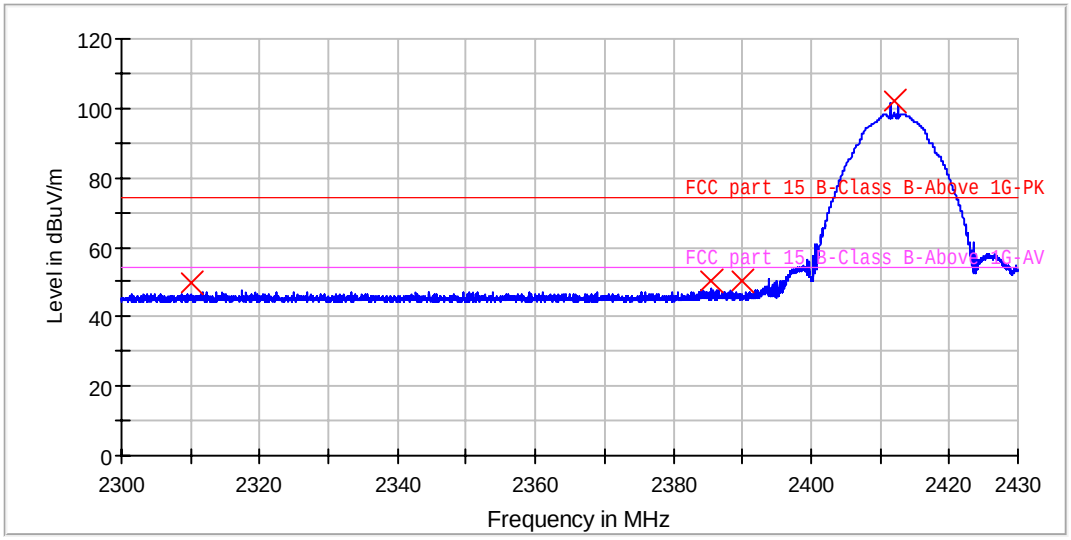

Limit and Margin

Frequency (MHz)	MaxPeak (dBuV/m)	Meas. Time (ms)	Height (cm)	Pol	Azimuth (deg)	Corr. (dB/m)	Margin - PK+ (dB)	Limit - PK+ (dBuV/m)
2310.000000	49.5	1000.0	150.0	V	308.8	34.8	24.5	74.0
2385.500000	50.1	1000.0	150.0	V	249.8	34.8	23.9	74.0
2390.000000	50.3	1000.0	150.0	V	116.3	34.8	23.7	74.0
2412.000000	102.1	1000.0	150.0	V	61.1	34.9	-28.1	74.0

802.11B:2437MHz

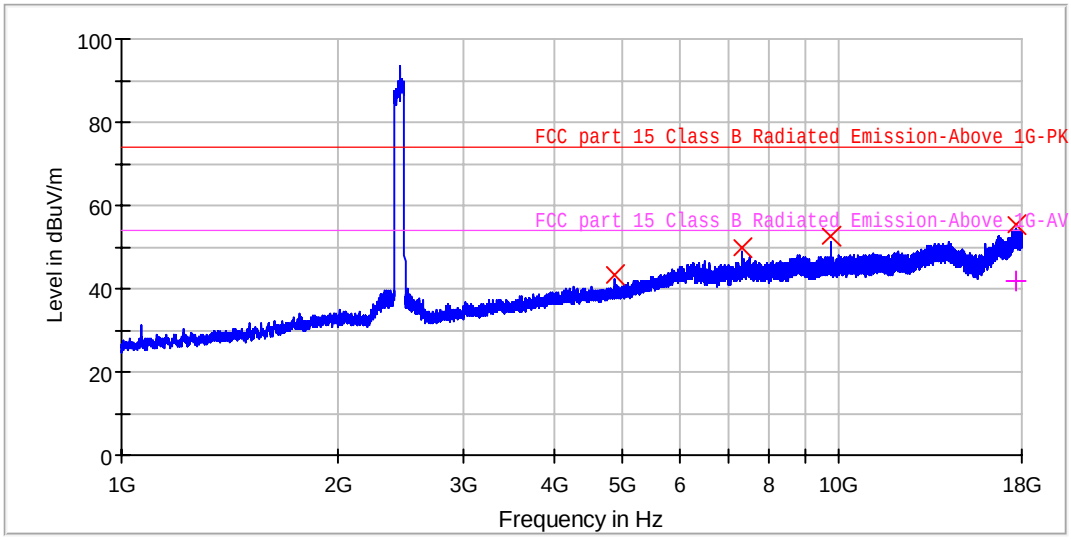

Limit and Margin

Frequency (MHz)	MaxPeak (dBuV/m)	Average (dBuV/m)	Meas. Time (ms)	Height (cm)	Pol	Azimuth (deg)	Corr. (dB/m)	Margin - PK+ (dB)	Limit - PK+ (dBuV/m)
4874.000000	43.3	---	1000.0	150.0	H	153.8	1.2	30.8	74.0
7309.000000	49.9	---	1000.0	150.0	H	76.6	9.9	24.1	74.0
9748.000000	52.7	---	1000.0	150.0	H	178.7	13.4	21.3	74.0
17711.500000	55.5	41.6	1000.0	150.0	H	276.6	23.0	18.6	74.0

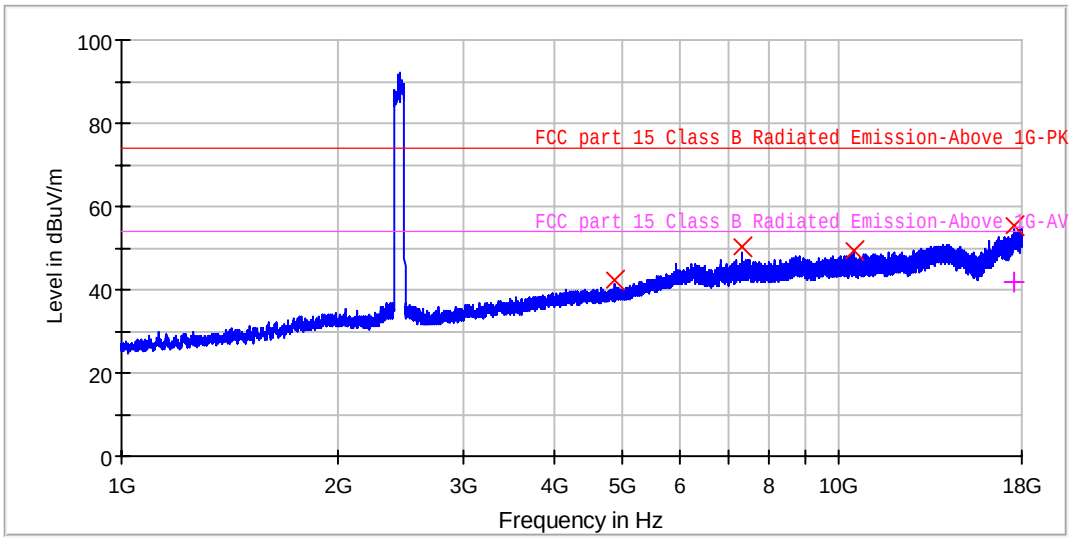

Limit and Margin

Frequency (MHz)	MaxPeak (dBuV/m)	Average (dBuV/m)	Meas. Time (ms)	Height (cm)	Pol	Azimuth (deg)	Corr. (dB/m)	Margin - PK+ (dB)	Limit - PK+ (dBuV/m)
4874.500000	42.1	---	1000.0	150.0	V	219.1	1.2	31.9	74.0
7308.500000	50.0	---	1000.0	150.0	V	161.9	9.9	24.0	74.0
10485.500000	49.4	---	1000.0	150.0	V	89.9	14.1	24.6	74.0
17569.500000	55.1	41.9	1000.0	150.0	V	245.8	22.6	18.9	74.0

802.11B:2462MHz

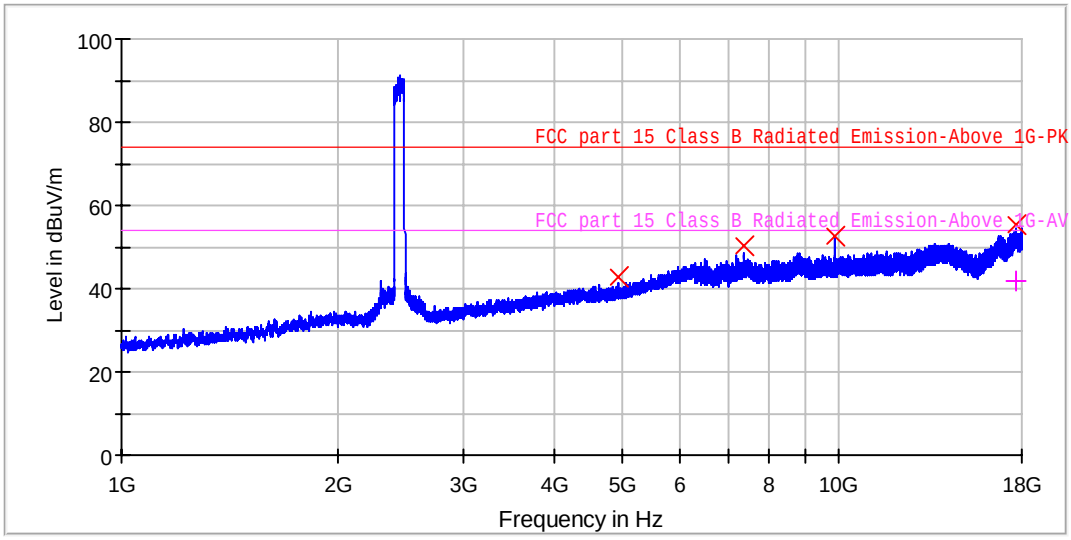

Limit and Margin

Frequency (MHz)	MaxPeak (dBuV/m)	Average (dBuV/m)	Meas. Time (ms)	Height (cm)	Pol	Azimuth (deg)	Corr. (dB/m)	Margin - PK+ (dB)	Limit - PK+ (dBuV/m)
4924.000000	43.0	---	1000.0	150.0	H	175.9	1.3	31.0	74.0
7388.500000	50.3	---	1000.0	150.0	H	246.2	10.1	23.7	74.0
9848.000000	52.7	---	1000.0	150.0	H	46.8	13.3	21.3	74.0
17624.500000	55.3	42.0	1000.0	150.0	H	3.6	22.8	18.7	74.0

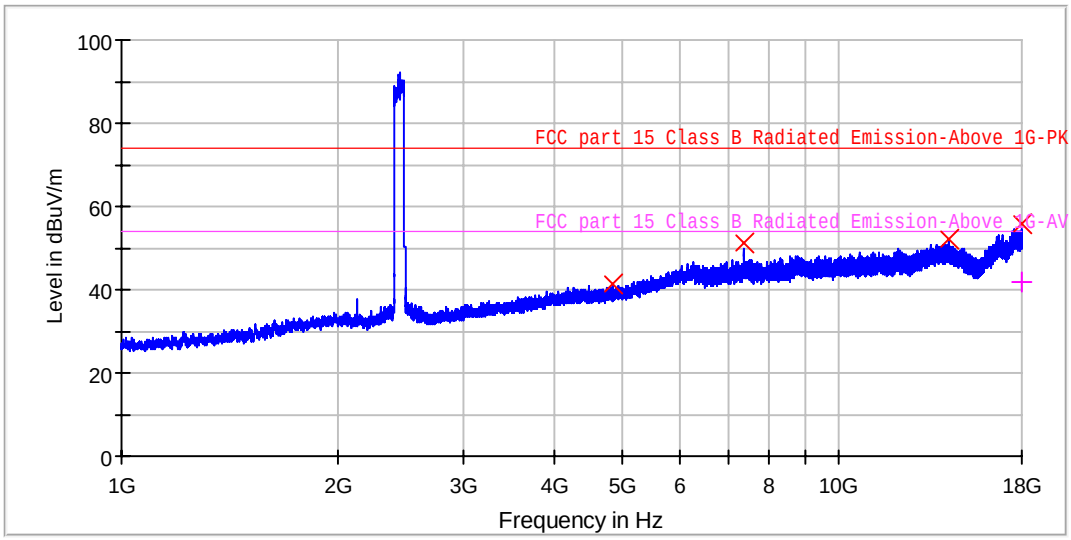

Limit and Margin

Frequency (MHz)	MaxPeak (dBuV/m)	Average (dBuV/m)	Meas. Time (ms)	Height (cm)	Pol	Azimuth (deg)	Corr. (dB/m)	Margin - PK+ (dB)	Limit - PK+ (dBuV/m)
4818.500000	41.5	---	1000.0	150.0	V	0.0	1.0	32.5	74.0
7388.000000	51.4	---	1000.0	150.0	V	170.2	10.1	22.6	74.0
14238.500000	52.3	---	1000.0	150.0	V	288.1	18.6	21.7	74.0
17970.500000	55.6	42.0	1000.0	150.0	V	148.8	23.2	18.4	74.0

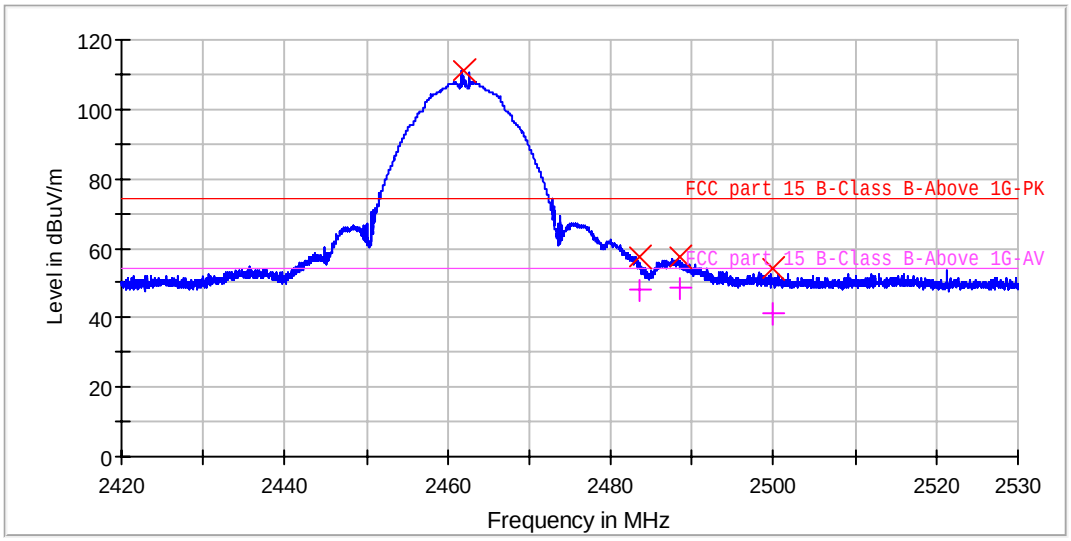

Limit and Margin

Frequency (MHz)	MaxPeak (dBuV/m)	Average (dBuV/m)	Meas. Time (ms)	Height (cm)	Pol	Azimuth (deg)	Corr. (dB/m)	Margin - PK+ (dB)	Limit - PK+ (dBuV/m)
2462.000000	111.1	---	1000.0	150.0	H	239.6	34.9	-37.1	74.0
2483.500000	57.6	48.0	1000.0	150.0	H	317.5	35.0	16.4	74.0
2488.500000	57.5	48.5	1000.0	150.0	H	231.0	35.0	16.5	74.0
2500.000000	54.1	41.0	1000.0	150.0	H	308.8	35.0	19.9	74.0

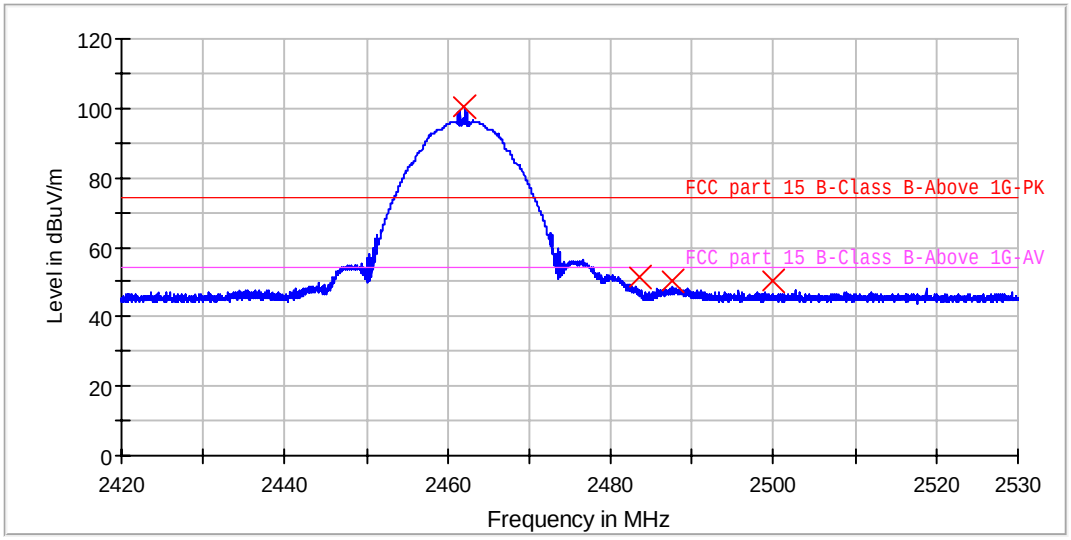

Limit and Margin

Frequency (MHz)	MaxPeak (dBuV/m)	Meas. Time (ms)	Height (cm)	Pol	Azimuth (deg)	Corr. (dB/m)	Margin - PK+ (dB)	Limit - PK+ (dBuV/m)
2462.000000	100.5	1000.0	150.0	V	354.5	34.9	-26.5	74.0
2483.500000	51.1	1000.0	150.0	V	18.4	35.0	22.9	74.0
2487.500000	50.2	1000.0	150.0	V	247.4	35.0	23.8	74.0
2500.000000	50.0	1000.0	150.0	V	239.6	35.0	24.0	74.0

802.11G:2412MHz

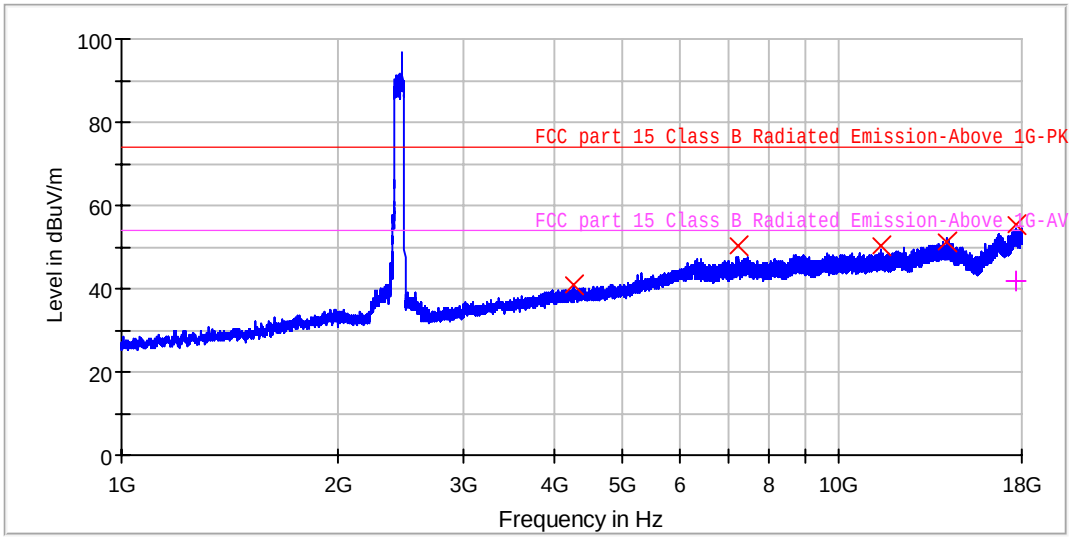

Limit and Margin

Frequency (MHz)	MaxPeak (dBuV/m)	Average (dBuV/m)	Meas. Time (ms)	Height (cm)	Pol	Azimuth (deg)	Corr. (dB/m)	Margin - PK+ (dB)	Limit - PK+ (dBuV/m)
4279.000000	41.1	---	1000.0	150.0	H	136.0	-0.1	32.9	74.0
7242.000000	50.3	---	1000.0	150.0	H	151.6	9.9	23.7	74.0
11429.500000	50.3	---	1000.0	150.0	H	281.0	14.5	23.7	74.0
14130.500000	51.4	---	1000.0	150.0	H	289.2	18.4	22.6	74.0
17641.500000	55.1	41.9	1000.0	150.0	H	248.6	22.8	18.9	74.0

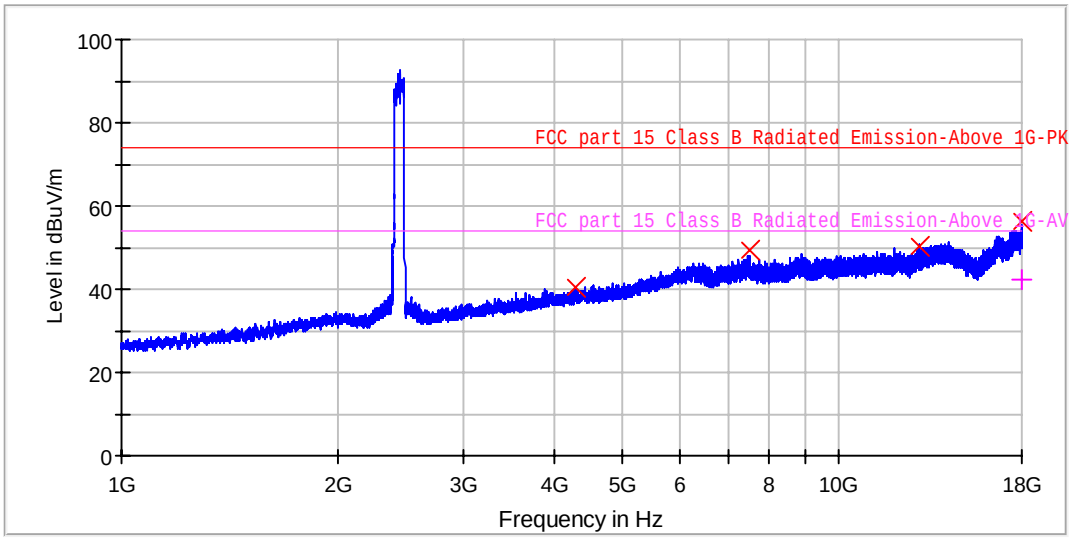

Limit and Margin

Frequency (MHz)	MaxPeak (dBuV/m)	Average (dBuV/m)	Meas. Time (ms)	Height (cm)	Pol	Azimuth (deg)	Corr. (dB/m)	Margin - PK+ (dB)	Limit - PK+ (dBuV/m)
4289.000000	40.4	---	1000.0	150.0	V	311.8	0.1	33.6	74.0
7487.500000	49.1	---	1000.0	150.0	V	110.8	10.5	24.9	74.0
12932.500000	50.3	---	1000.0	150.0	V	33.1	16.9	23.7	74.0
17994.500000	56.3	42.3	1000.0	150.0	V	342.9	23.4	17.7	74.0

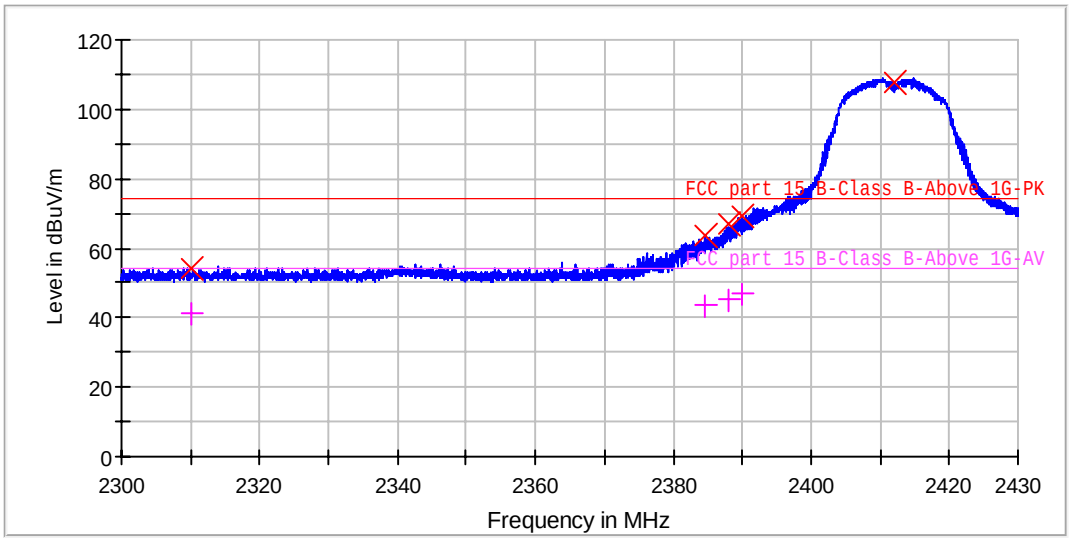

Limit and Margin

Frequency (MHz)	MaxPeak (dBuV/m)	Average (dBuV/m)	Meas. Time (ms)	Height (cm)	Pol	Azimuth (deg)	Corr. (dB/m)	Margin - PK+ (dB)	Limit - PK+ (dBuV/m)
2310.000000	54.1	41.4	1000.0	150.0	H	333.4	34.8	19.9	74.0
2384.500000	63.6	43.5	1000.0	150.0	H	208.1	34.8	10.4	74.0
2388.000000	66.7	45.1	1000.0	150.0	H	202.4	34.8	7.3	74.0
2390.000000	69.4	46.7	1000.0	150.0	H	188.7	34.8	4.6	74.0
2412.000000	107.9	---	1000.0	150.0	H	89.7	34.9	-33.9	74.0

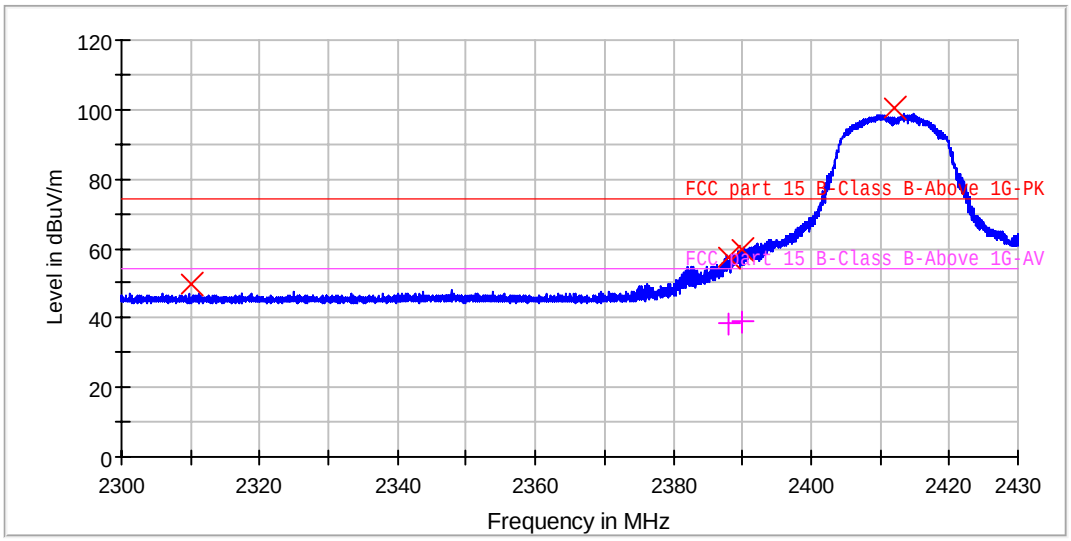

Limit and Margin

Frequency (MHz)	MaxPeak (dBuV/m)	Average (dBuV/m)	Meas. Time (ms)	Height (cm)	Pol	Azimuth (deg)	Corr. (dB/m)	Margin - PK+ (dB)	Limit - PK+ (dBuV/m)
2310.000000	49.4	---	1000.0	150.0	V	61.1	34.8	24.6	74.0
2388.000000	57.6	38.4	1000.0	150.0	V	166.7	34.8	16.4	74.0
2390.000000	59.7	39.2	1000.0	150.0	V	102.6	34.8	14.3	74.0
2412.000000	100.5	---	1000.0	150.0	V	35.9	34.9	-26.5	74.0

802.11G:2437MHz

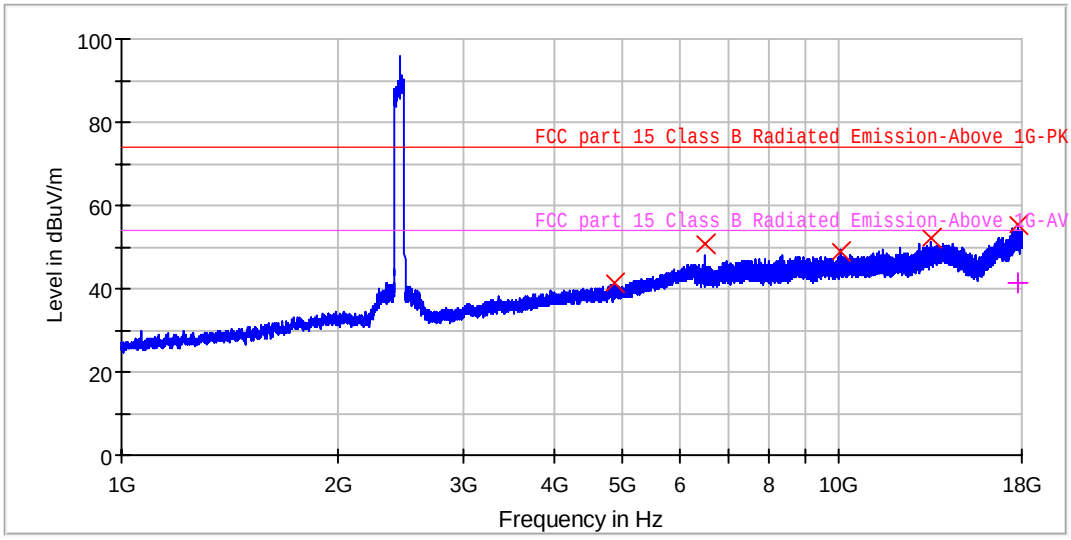

Limit and Margin

Frequency (MHz)	MaxPeak (dBuV/m)	Average (dBuV/m)	Meas. Time (ms)	Height (cm)	Pol	Azimuth (deg)	Corr. (dB/m)	Margin - PK+ (dB)	Limit - PK+ (dBuV/m)
4871.000000	41.3	---	1000.0	150.0	H	241.0	1.1	32.7	74.0
6498.500000	50.8	---	1000.0	150.0	H	268.4	9.8	23.3	74.0
10037.500000	48.9	---	1000.0	150.0	H	180.2	13.6	25.1	74.0
13424.500000	51.9	---	1000.0	150.0	H	117.1	18.6	22.1	74.0
17759.500000	55.2	41.5	1000.0	150.0	H	216.5	23.1	18.8	74.0

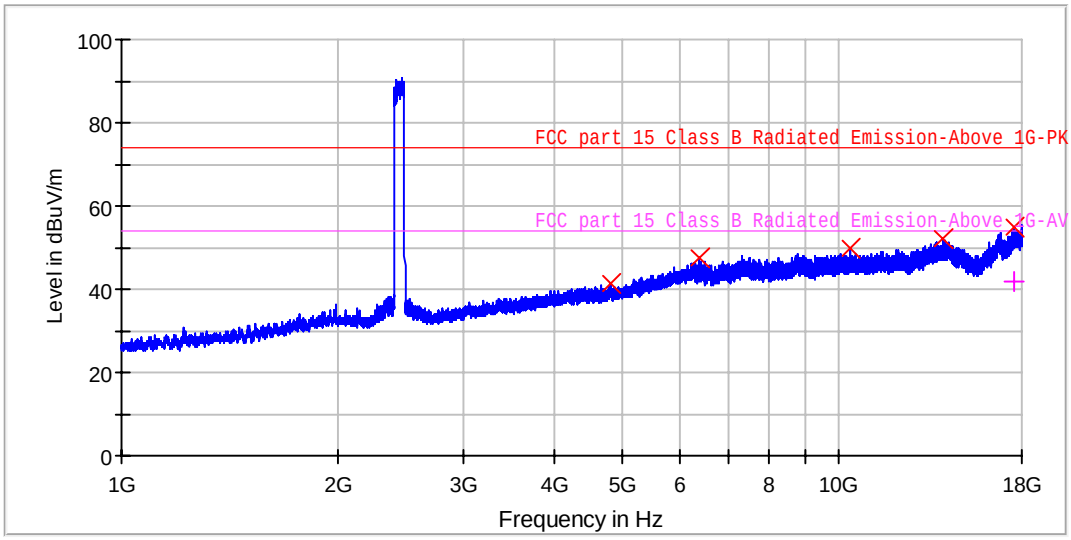

Limit and Margin

Frequency (MHz)	MaxPeak (dBuV/m)	Average (dBuV/m)	Meas. Time (ms)	Height (cm)	Pol	Azimuth (deg)	Corr. (dB/m)	Margin - PK+ (dB)	Limit - PK+ (dBuV/m)
4807.500000	41.2	---	1000.0	150.0	V	88.2	1.2	32.8	74.0
6383.500000	47.3	---	1000.0	150.0	V	186.5	9.7	26.7	74.0
10378.000000	49.7	---	1000.0	150.0	V	165.5	14.0	24.3	74.0
13962.500000	52.1	---	1000.0	150.0	V	27.3	18.8	22.0	74.0
17597.500000	55.0	41.9	1000.0	150.0	V	123.0	22.7	19.0	74.0

802.11G:2462MHz

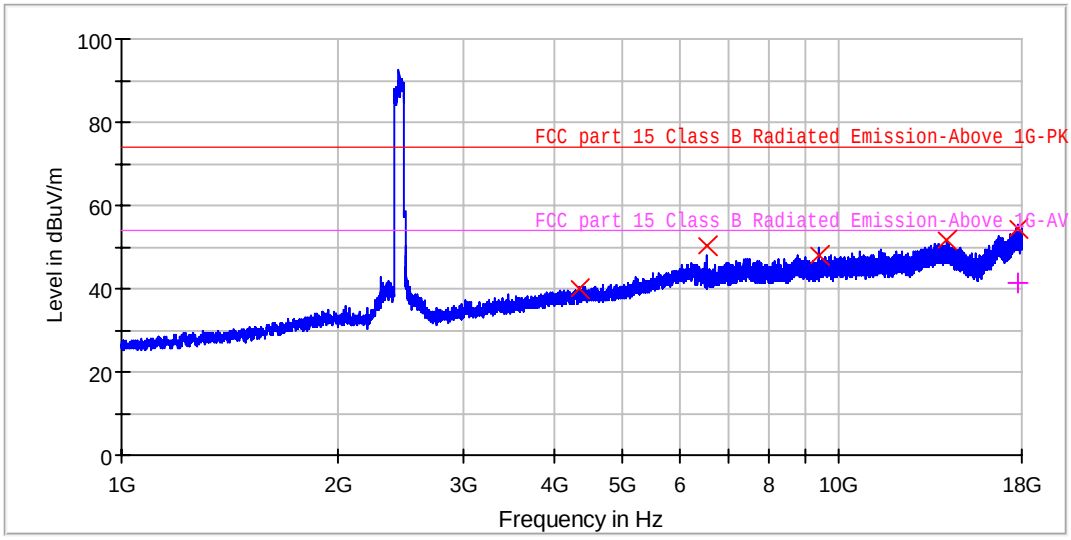

Limit and Margin

Frequency (MHz)	MaxPeak (dBuV/m)	Average (dBuV/m)	Meas. Time (ms)	Height (cm)	Pol	Azimuth (deg)	Corr. (dB/m)	Margin - PK+ (dB)	Limit - PK+ (dBuV/m)
4344.500000	40.2	---	1000.0	150.0	H	181.0	-0.3	33.8	74.0
6565.000000	50.2	---	1000.0	150.0	H	111.1	9.6	23.8	74.0
9387.500000	48.1	---	1000.0	150.0	H	181.5	13.3	25.9	74.0
14119.500000	51.8	---	1000.0	150.0	H	31.3	18.4	22.2	74.0
17750.000000	54.6	41.5	1000.0	150.0	H	333.4	23.1	19.4	74.0

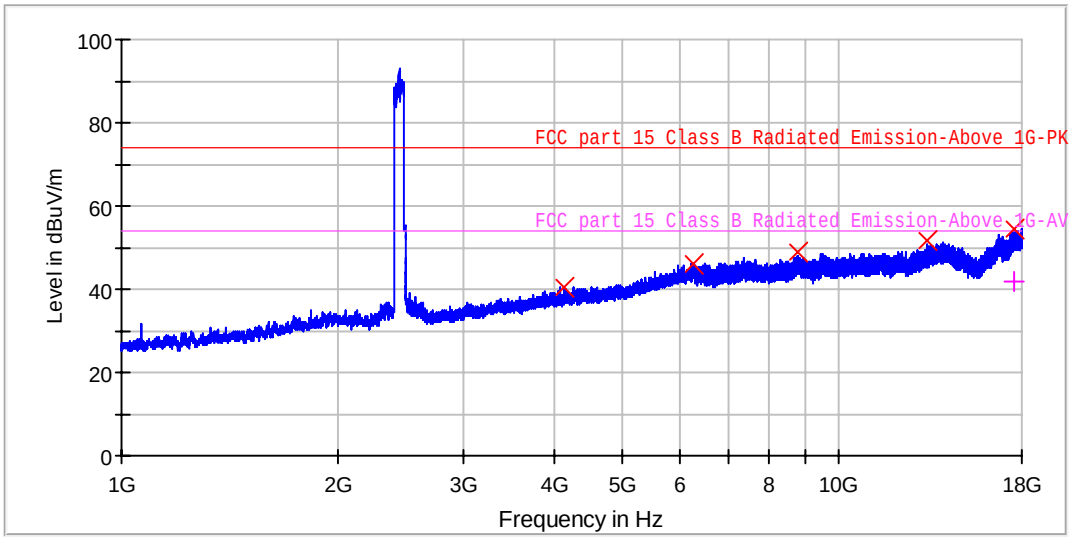

Limit and Margin

Frequency (MHz)	MaxPeak (dBuV/m)	Average (dBuV/m)	Meas. Time (ms)	Height (cm)	Pol	Azimuth (deg)	Corr. (dB/m)	Margin - PK+ (dB)	Limit - PK+ (dBuV/m)
4139.000000	40.4	---	1000.0	150.0	V	150.9	-0.6	33.6	74.0
6290.500000	46.1	---	1000.0	150.0	V	354.3	8.0	27.9	74.0
8747.500000	49.1	---	1000.0	150.0	V	348.0	12.5	24.9	74.0
13294.000000	51.6	---	1000.0	150.0	V	336.2	18.0	22.4	74.0
17598.500000	54.6	41.9	1000.0	150.0	V	228.5	22.7	19.4	74.0

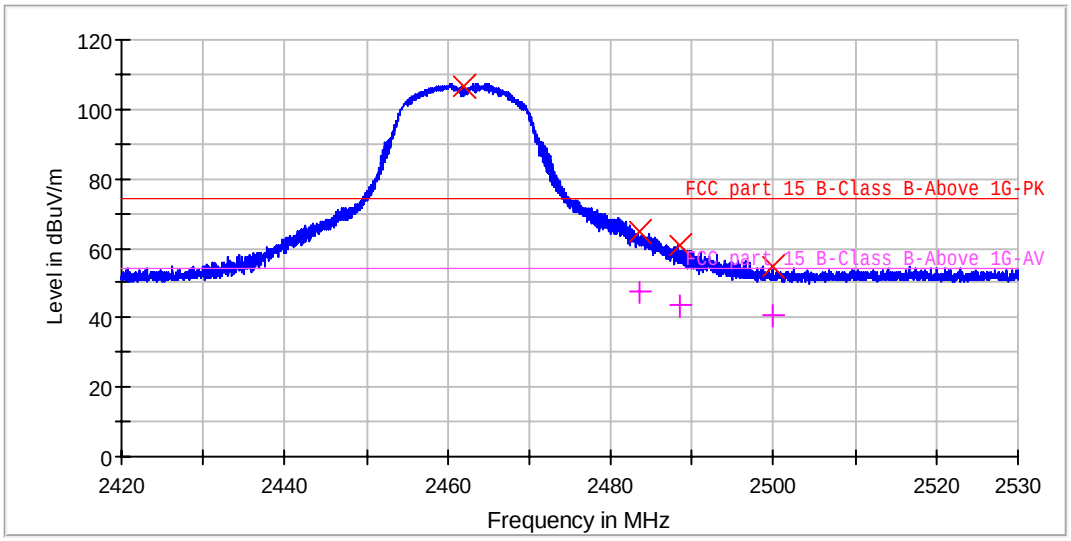

Limit and Margin

Frequency (MHz)	MaxPeak (dBuV/m)	Average (dBuV/m)	Meas. Time (ms)	Height (cm)	Pol	Azimuth (deg)	Corr. (dB/m)	Margin - PK+ (dB)	Limit - PK+ (dBuV/m)
2462.000000	106.6	---	1000.0	150.0	H	308.2	34.9	-32.6	74.0
2483.500000	64.7	47.5	1000.0	150.0	H	335.8	35.0	9.3	74.0
2488.500000	60.9	43.5	1000.0	150.0	H	211.8	35.0	13.1	74.0
2500.000000	54.8	40.9	1000.0	150.0	H	359.0	35.0	19.2	74.0

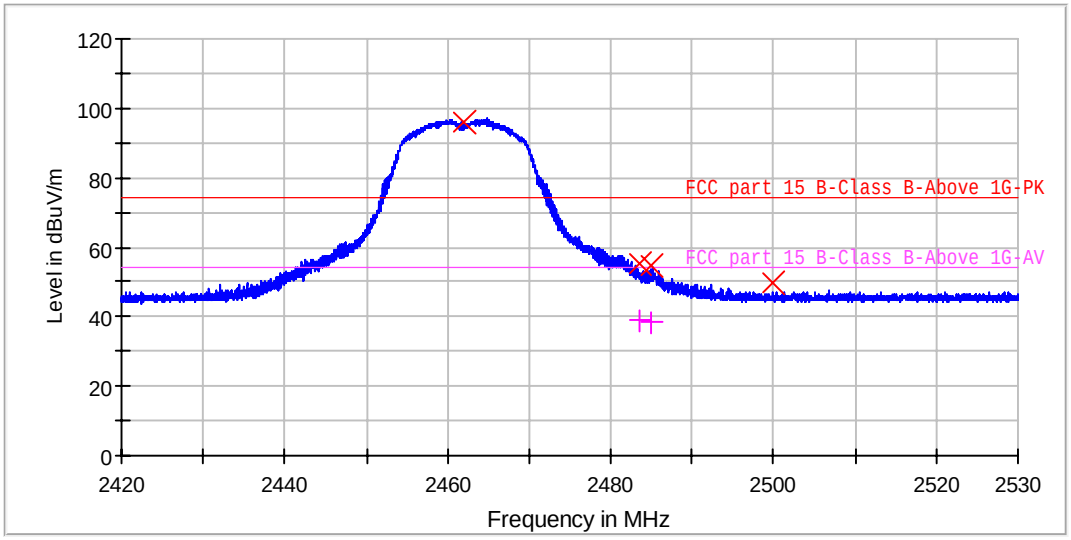

Limit and Margin

Frequency (MHz)	MaxPeak (dBuV/m)	Average (dBuV/m)	Meas. Time (ms)	Height (cm)	Pol	Azimuth (deg)	Corr. (dB/m)	Margin - PK+ (dB)	Limit - PK+ (dBuV/m)
2462.000000	95.8	---	1000.0	150.0	V	12.7	34.9	-21.8	74.0
2483.500000	55.3	39.2	1000.0	150.0	V	141.8	35.0	18.7	74.0
2485.000000	54.8	38.5	1000.0	150.0	V	130.6	35.0	19.2	74.0
2500.000000	49.6	---	1000.0	150.0	V	22.4	35.0	24.4	74.0

802.11N20:2412MHz

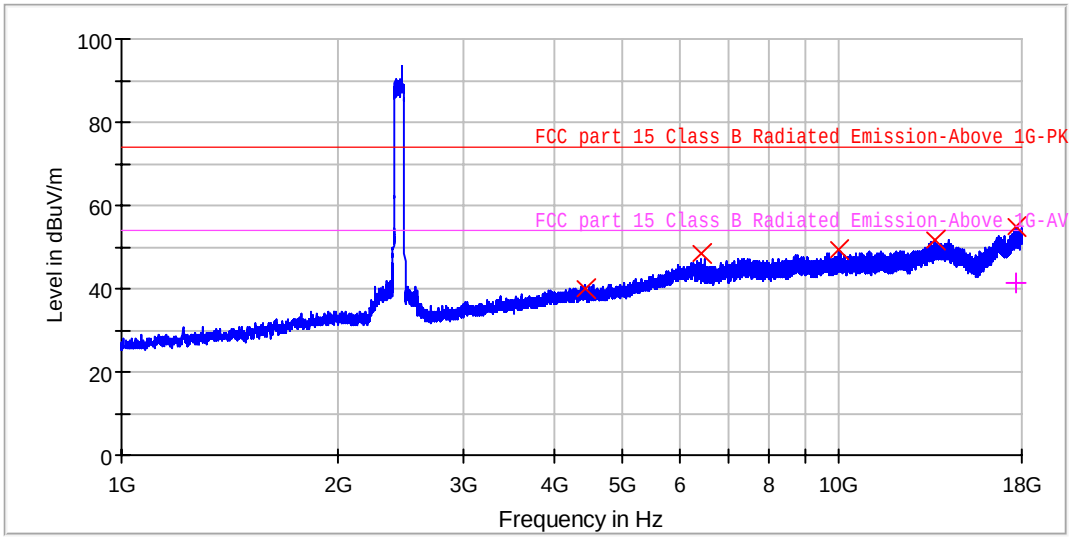

Limit and Margin

Frequency (MHz)	MaxPeak (dBuV/m)	Average (dBuV/m)	Meas. Time (ms)	Height (cm)	Pol	Azimuth (deg)	Corr. (dB/m)	Margin - PK+ (dB)	Limit - PK+ (dBuV/m)
4426.500000	40.2	---	1000.0	150.0	H	346.8	0.0	33.9	74.0
6431.500000	48.6	---	1000.0	150.0	H	234.4	9.9	25.4	74.0
9995.000000	49.5	---	1000.0	150.0	H	143.8	13.6	24.6	74.0
13588.000000	51.8	---	1000.0	150.0	H	114.2	17.7	22.2	74.0
17718.000000	54.7	41.6	1000.0	150.0	H	157.0	23.1	19.3	74.0

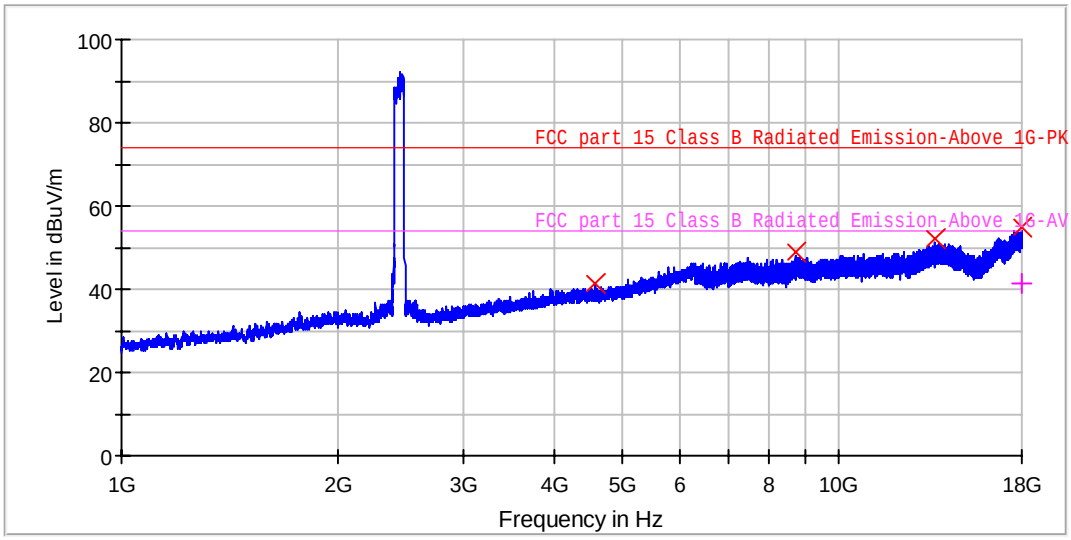

Limit and Margin

Frequency (MHz)	MaxPeak (dBuV/m)	Average (dBuV/m)	Meas. Time (ms)	Height (cm)	Pol	Azimuth (deg)	Corr. (dB/m)	Margin - PK+ (dB)	Limit - PK+ (dBuV/m)
4579.500000	41.2	---	1000.0	150.0	V	359.8	0.1	32.8	74.0
8720.000000	48.7	---	1000.0	150.0	V	190.6	12.4	25.3	74.0
13628.000000	52.2	---	1000.0	150.0	V	178.7	17.9	21.8	74.0
17944.500000	54.9	41.3	1000.0	150.0	V	110.8	22.9	19.1	74.0

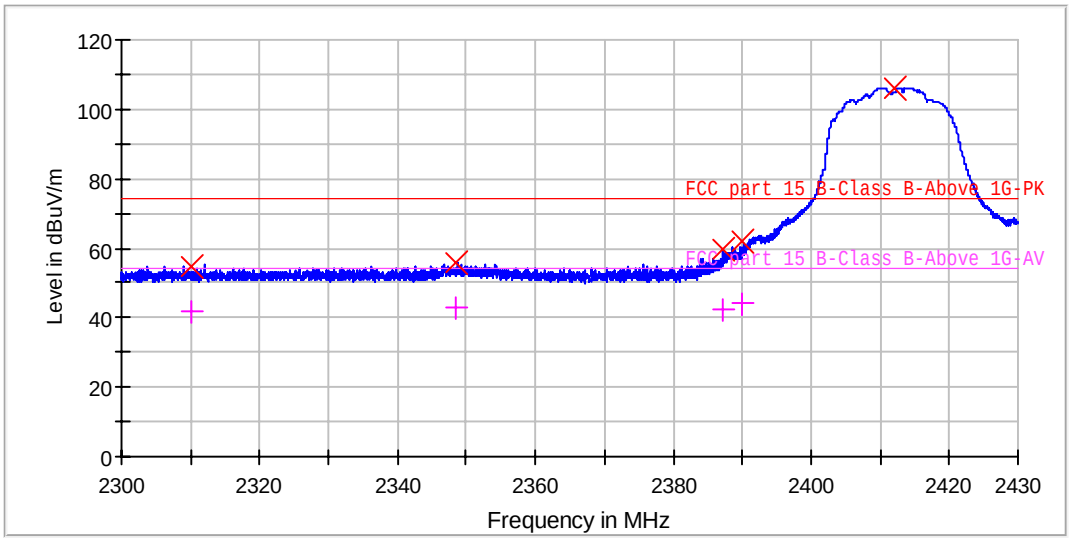

Limit and Margin

Frequency (MHz)	MaxPeak (dBuV/m)	Average (dBuV/m)	Meas. Time (ms)	Height (cm)	Pol	Azimuth (deg)	Corr. (dB/m)	Margin - PK+ (dB)	Limit - PK+ (dBuV/m)
2310.000000	54.4	41.6	1000.0	150.0	H	299.8	34.8	19.6	74.0
2348.500000	55.9	43.1	1000.0	150.0	H	162.7	34.8	18.2	74.0
2387.000000	59.5	42.5	1000.0	150.0	H	49.7	34.8	14.5	74.0
2390.000000	62.0	43.9	1000.0	150.0	H	265.6	34.8	12.0	74.0
2412.000000	106.0	---	1000.0	150.0	H	46.8	34.9	-32.0	74.0

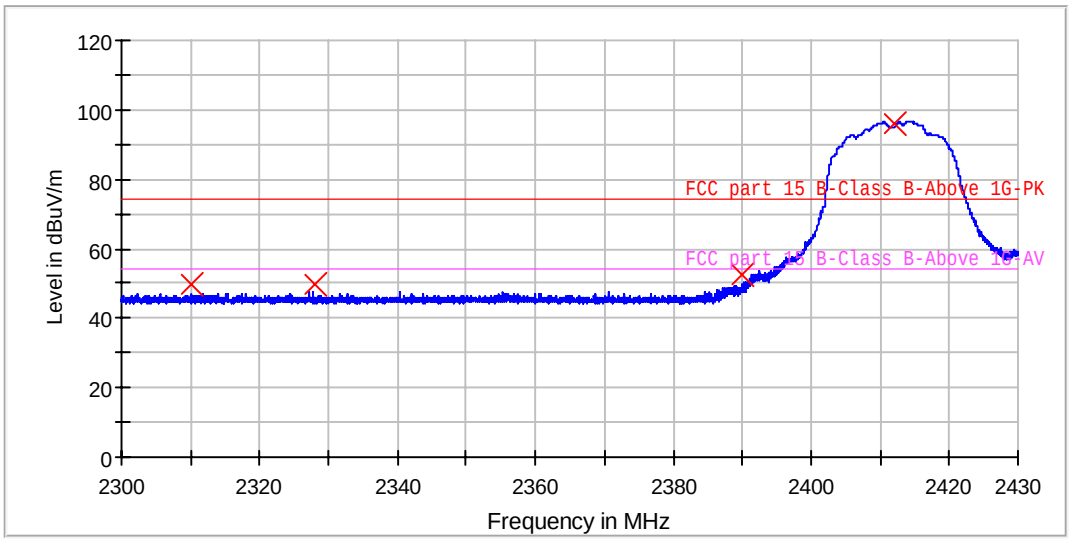

Limit and Margin

Frequency (MHz)	MaxPeak (dBuV/m)	Meas. Time (ms)	Height (cm)	Pol	Azimuth (deg)	Corr. (dB/m)	Margin - PK+ (dB)	Limit - PK+ (dBuV/m)
2310.000000	49.7	1000.0	150.0	V	91.8	34.8	24.3	74.0
2328.000000	49.5	1000.0	150.0	V	151.9	34.9	24.5	74.0
2390.000000	52.7	1000.0	150.0	V	321.7	34.8	21.3	74.0
2412.000000	95.9	1000.0	150.0	V	154.8	34.9	-21.9	74.0

802.11N20:2437MHz

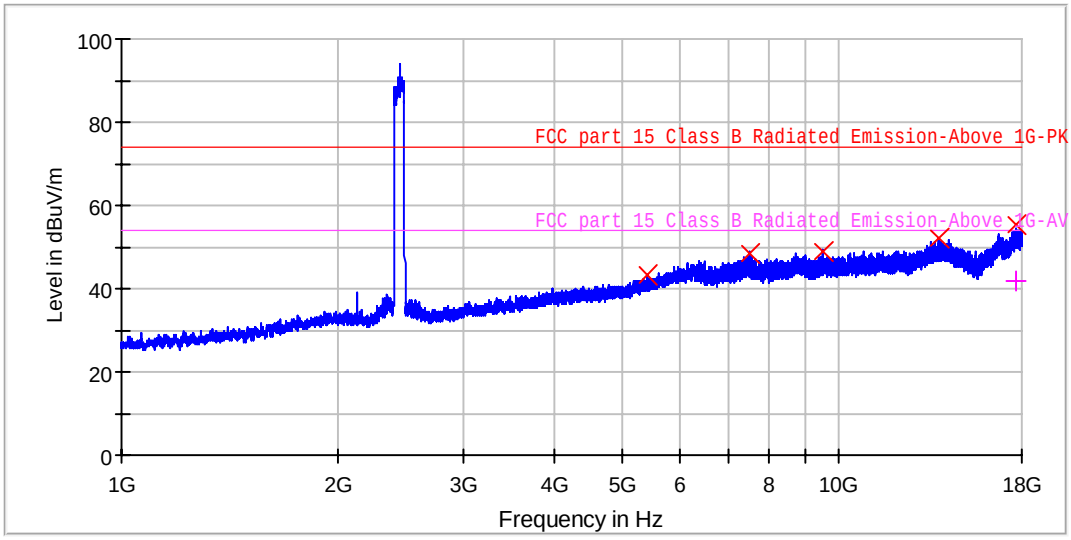

Limit and Margin

Frequency (MHz)	MaxPeak (dBuV/m)	Average (dBuV/m)	Meas. Time (ms)	Height (cm)	Pol	Azimuth (deg)	Corr. (dB/m)	Margin - PK+ (dB)	Limit - PK+ (dBuV/m)
5406.000000	43.1	---	1000.0	150.0	V	8.3	2.9	30.9	74.0
7485.000000	48.6	---	1000.0	150.0	V	39.6	10.5	25.4	74.0
9528.500000	49.0	---	1000.0	150.0	V	280.1	13.6	25.0	74.0
13758.500000	52.2	---	1000.0	150.0	V	143.1	18.6	21.8	74.0
17617.000000	55.4	42.0	1000.0	150.0	V	287.4	22.8	18.6	74.0

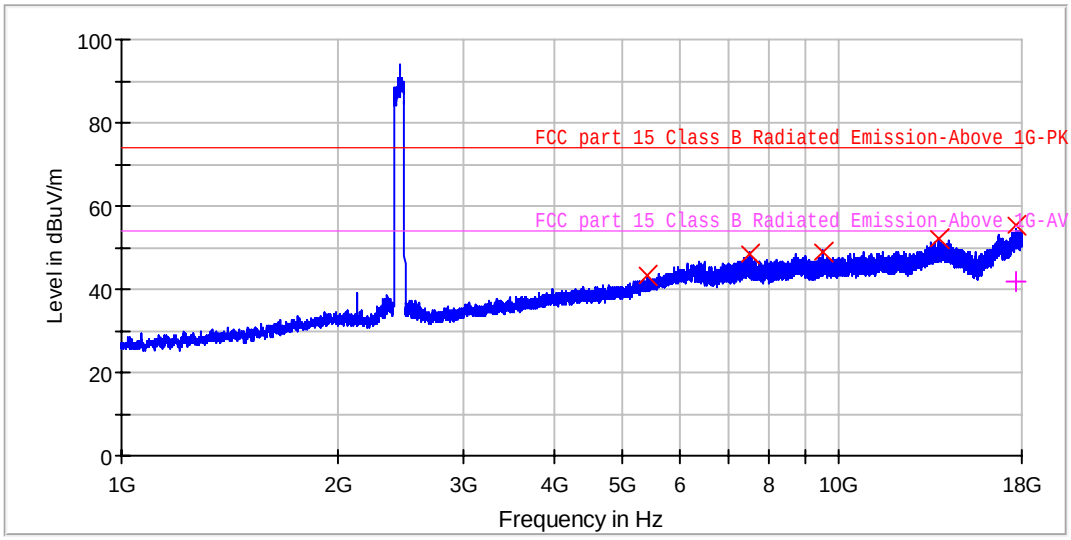

Limit and Margin

Frequency (MHz)	MaxPeak (dBuV/m)	Average (dBuV/m)	Meas. Time (ms)	Height (cm)	Pol	Azimuth (deg)	Corr. (dB/m)	Margin - PK+ (dB)	Limit - PK+ (dBuV/m)
5406.000000	43.1	---	1000.0	150.0	V	8.3	2.9	30.9	74.0
7485.000000	48.6	---	1000.0	150.0	V	39.6	10.5	25.4	74.0
9528.500000	49.0	---	1000.0	150.0	V	280.1	13.6	25.0	74.0
13758.500000	52.2	---	1000.0	150.0	V	143.1	18.6	21.8	74.0
17617.000000	55.4	42.0	1000.0	150.0	V	287.4	22.8	18.6	74.0

802.11N20:2462MHz

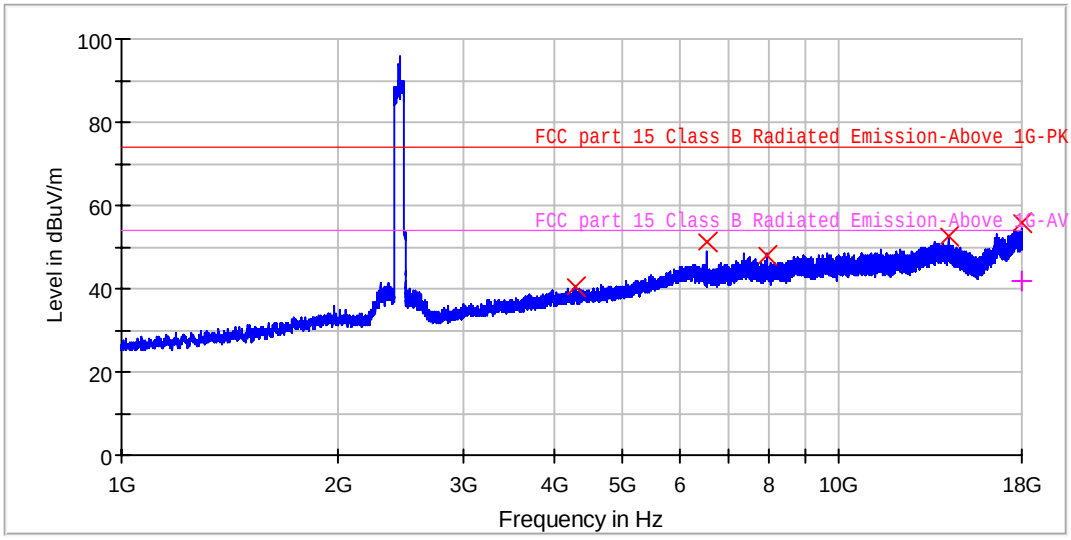

Limit and Margin

Frequency (MHz)	MaxPeak (dBuV/m)	Average (dBuV/m)	Meas. Time (ms)	Height (cm)	Pol	Azimuth (deg)	Corr. (dB/m)	Margin - PK+ (dB)	Limit - PK+ (dBuV/m)
4289.500000	40.6	---	1000.0	150.0	H	185.5	0.1	33.4	74.0
6565.000000	51.3	---	1000.0	150.0	H	355.3	9.6	22.7	74.0
7923.000000	47.7	---	1000.0	150.0	H	297.3	11.6	26.3	74.0
14245.500000	52.5	---	1000.0	150.0	H	5.1	18.6	21.5	74.0
17975.500000	55.7	41.9	1000.0	150.0	H	299.1	23.2	18.3	74.0

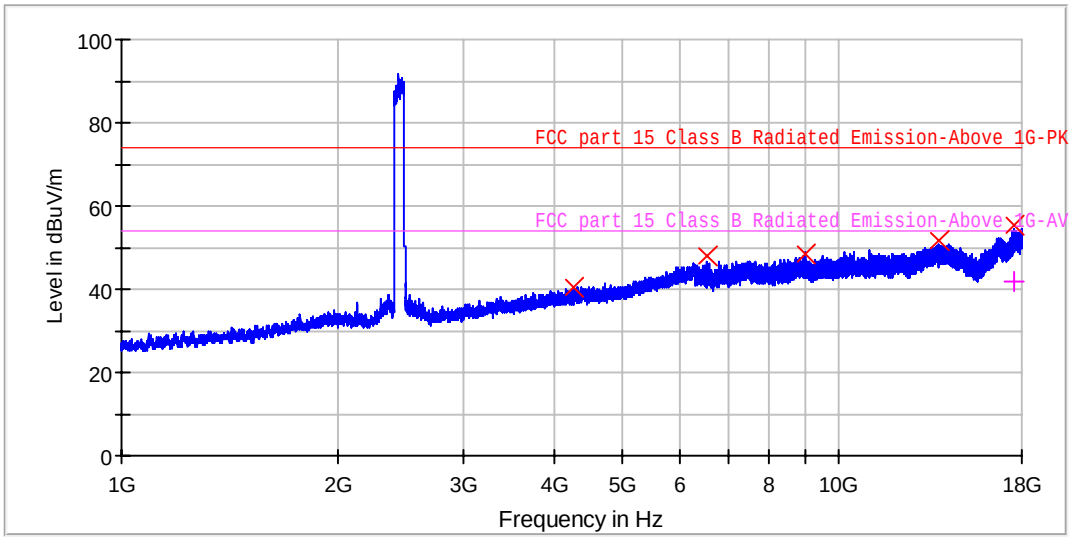

Limit and Margin

Frequency (MHz)	MaxPeak (dBuV/m)	Average (dBuV/m)	Meas. Time (ms)	Height (cm)	Pol	Azimuth (deg)	Corr. (dB/m)	Margin - PK+ (dB)	Limit - PK+ (dBuV/m)
4275.000000	40.7	---	1000.0	150.0	V	210.9	-0.2	33.3	74.0
6564.500000	47.7	---	1000.0	150.0	V	246.8	9.6	26.3	74.0
8978.500000	48.5	---	1000.0	150.0	V	357.5	12.9	25.6	74.0
13778.500000	51.8	---	1000.0	150.0	V	323.3	18.7	22.2	74.0
17587.500000	55.4	41.9	1000.0	150.0	V	35.0	22.7	18.6	74.0

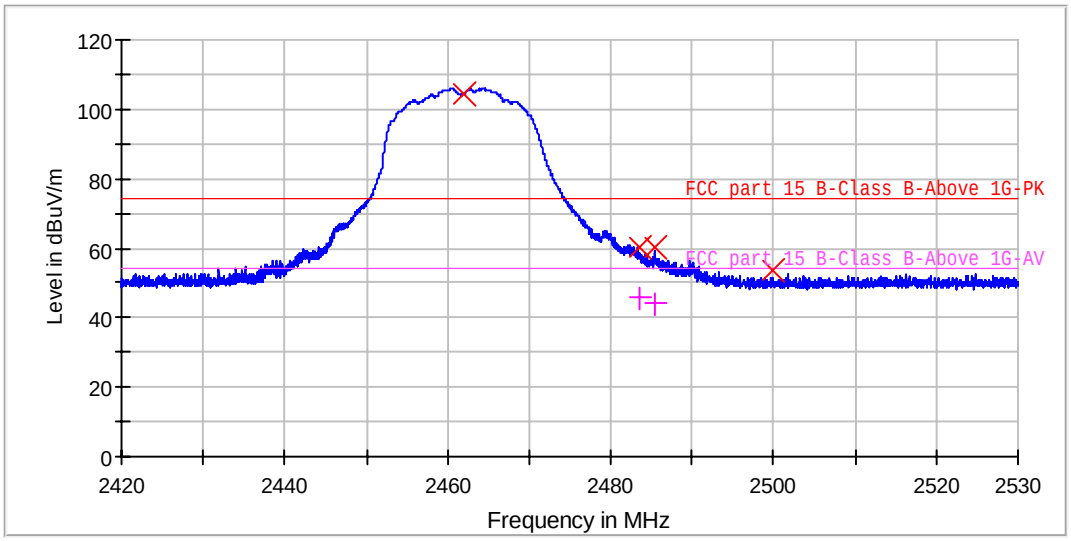

Limit and Margin

Frequency (MHz)	MaxPeak (dBuV/m)	Average (dBuV/m)	Meas. Time (ms)	Height (cm)	Pol	Azimuth (deg)	Corr. (dB/m)	Margin - PK+ (dB)	Limit - PK+ (dBuV/m)
2462.000000	104.5	---	1000.0	150.0	H	307.0	34.9	-30.5	74.0
2483.500000	60.1	46.0	1000.0	150.0	H	46.4	35.0	13.9	74.0
2485.500000	60.2	43.8	1000.0	150.0	H	66.9	35.0	13.9	74.0
2500.000000	53.3	---	1000.0	150.0	H	165.2	35.0	20.7	74.0

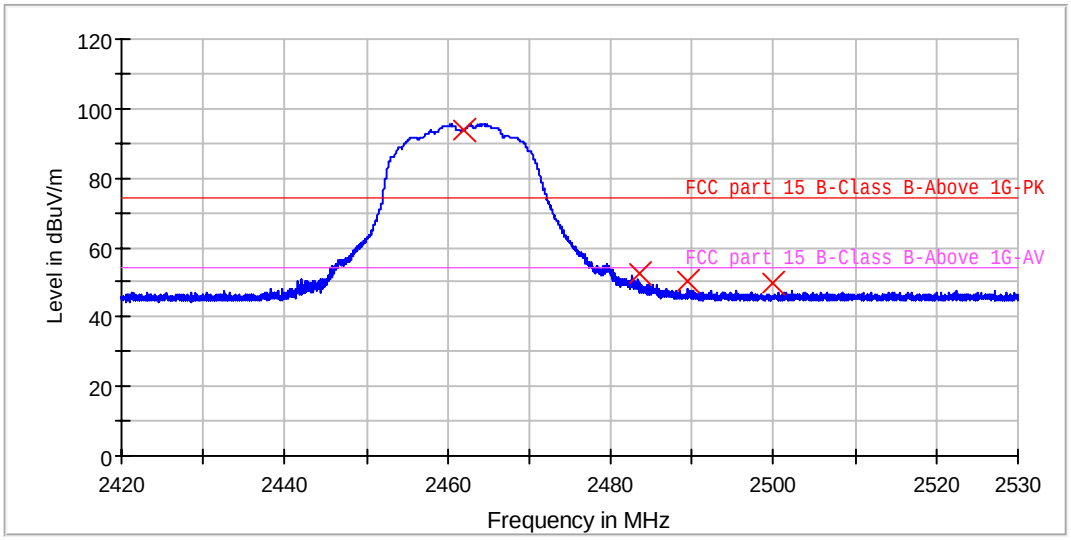

Limit and Margin

Frequency (MHz)	MaxPeak (dBuV/m)	Meas. Time (ms)	Height (cm)	Pol	Azimuth (deg)	Corr. (dB/m)	Margin - PK+ (dB)	Limit - PK+ (dBuV/m)
2462.000000	93.9	1000.0	150.0	V	359.0	34.9	-19.9	74.0
2483.500000	52.3	1000.0	150.0	V	71.0	35.0	21.7	74.0
2489.500000	50.4	1000.0	150.0	V	128.5	35.0	23.6	74.0
2500.000000	49.7	1000.0	150.0	V	257.1	35.0	24.3	74.0

802.11N40:2422MHz

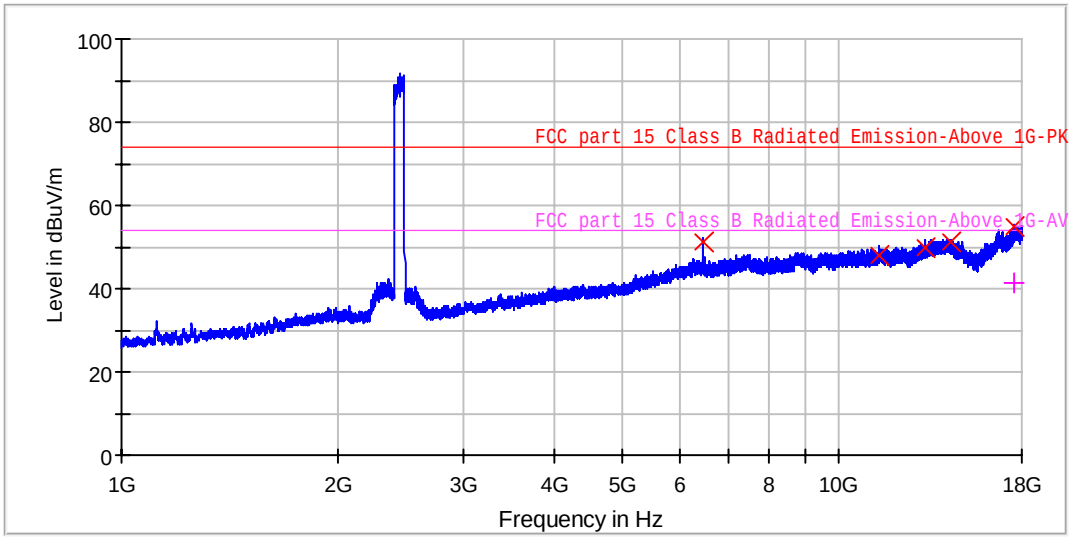

Limit and Margin

Frequency (MHz)	MaxPeak (dBuV/m)	Average (dBuV/m)	Meas. Time (ms)	Height (cm)	Pol	Azimuth (deg)	Corr. (dB/m)	Margin - PK+ (dB)	Limit - PK+ (dBuV/m)
6458.500000	51.2	---	1000.0	150.0	H	71.9	9.8	22.8	74.0
11340.500000	48.1	---	1000.0	150.0	H	51.3	14.5	25.9	74.0
13240.500000	49.9	---	1000.0	150.0	H	155.0	17.8	24.1	74.0
14335.000000	51.4	---	1000.0	150.0	H	300.0	18.5	22.6	74.0
17554.500000	55.0	41.5	1000.0	150.0	H	211.7	22.5	19.0	74.0

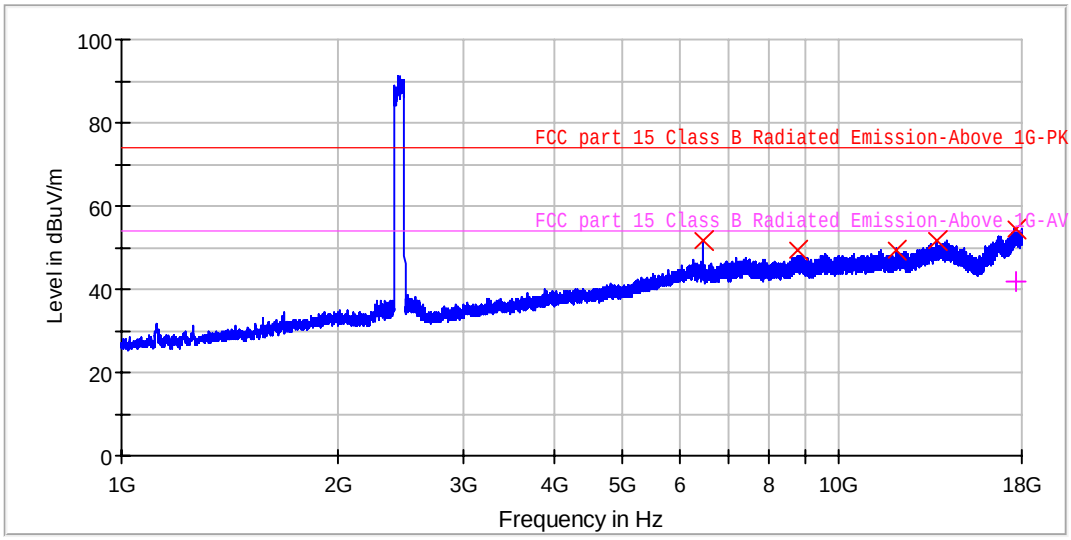

Limit and Margin

Frequency (MHz)	MaxPeak (dBuV/m)	Average (dBuV/m)	Meas. Time (ms)	Height (cm)	Pol	Azimuth (deg)	Corr. (dB/m)	Margin - PK+ (dB)	Limit - PK+ (dBuV/m)
6458.500000	51.5	---	1000.0	150.0	V	189.7	9.8	22.5	74.0
8764.500000	49.1	---	1000.0	150.0	V	126.9	12.6	24.9	74.0
12021.000000	49.2	---	1000.0	150.0	V	294.6	15.1	24.8	74.0
13719.500000	51.5	---	1000.0	150.0	V	48.3	18.4	22.5	74.0
17616.500000	54.4	41.9	1000.0	150.0	V	266.8	22.7	19.6	74.0

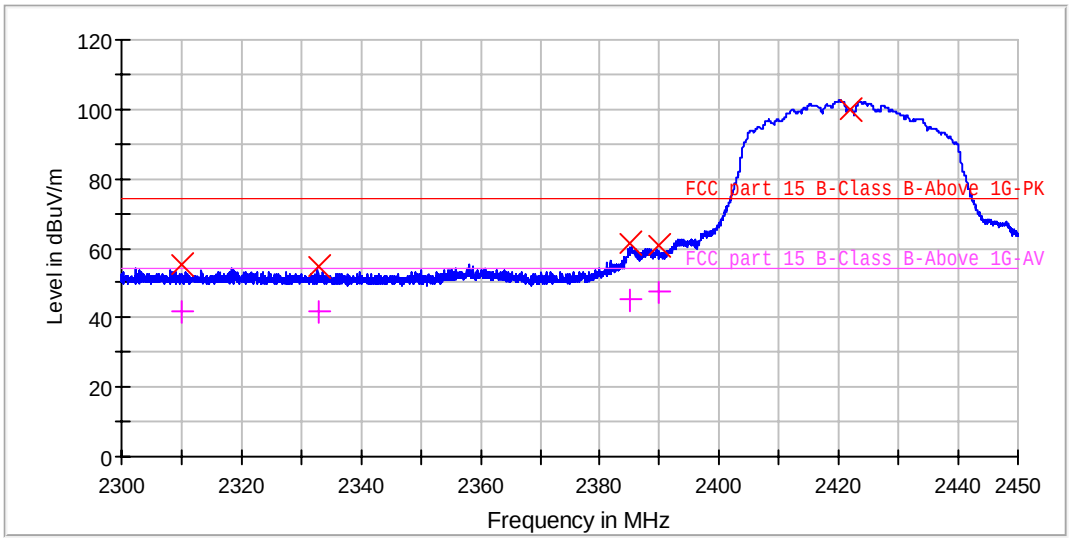

Limit and Margin

Frequency (MHz)	MaxPeak (dBuV/m)	Average (dBuV/m)	Meas. Time (ms)	Height (cm)	Pol	Azimuth (deg)	Corr. (dB/m)	Margin - PK+ (dB)	Limit - PK+ (dBuV/m)
2310.000000	55.1	41.9	1000.0	150.0	H	2.1	34.8	18.9	74.0
2333.000000	54.6	41.7	1000.0	150.0	H	276.6	34.9	19.4	74.0
2385.000000	61.5	45.1	1000.0	150.0	H	166.8	34.8	12.6	74.0
2390.000000	60.9	47.5	1000.0	150.0	H	354.9	34.8	13.1	74.0
2422.000000	99.9	---	1000.0	150.0	H	81.1	35.0	-25.9	74.0

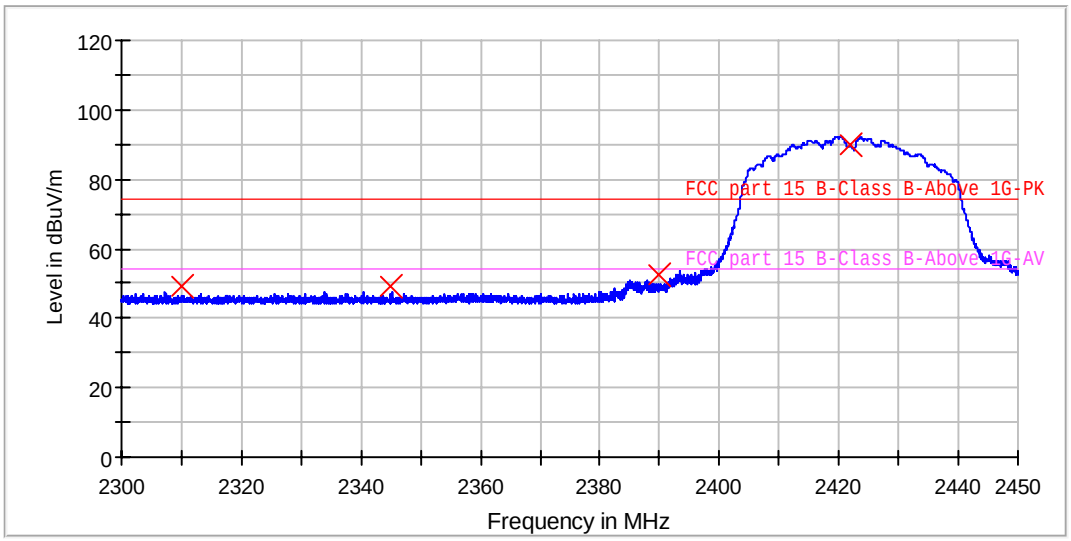

Limit and Margin

Frequency (MHz)	MaxPeak (dBuV/m)	Meas. Time (ms)	Height (cm)	Pol	Azimuth (deg)	Corr. (dB/m)	Margin - PK+ (dB)	Limit - PK+ (dBuV/m)
2310.000000	49.3	1000.0	150.0	V	156.0	34.8	24.7	74.0
2345.000000	49.4	1000.0	150.0	V	42.4	34.9	24.6	74.0
2390.000000	52.5	1000.0	150.0	V	237.3	34.8	21.5	74.0
2422.000000	90.0	1000.0	150.0	V	21.4	35.0	-16.0	74.0

802.11N40:2437MHz

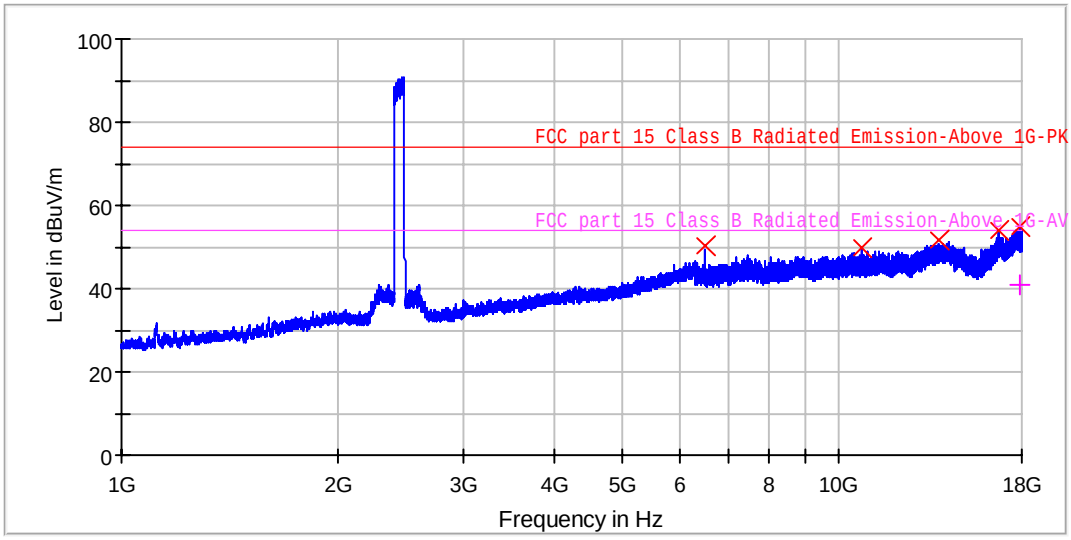

Limit and Margin

Frequency (MHz)	MaxPeak (dBuV/m)	Average (dBuV/m)	Meas. Time (ms)	Height (cm)	Pol	Azimuth (deg)	Corr. (dB/m)	Margin - PK+ (dB)	Limit - PK+ (dBuV/m)
6498.500000	50.4	---	1000.0	330.0	H	290.0	9.8	23.6	74.0
10781.500000	49.6	---	1000.0	330.0	H	139.4	14.1	24.4	74.0
13812.500000	51.5	---	1000.0	330.0	H	10.5	18.9	22.5	74.0
16724.500000	54.2	---	1000.0	330.0	H	138.0	20.2	19.8	74.0
17836.500000	54.7	41.1	1000.0	330.0	H	350.3	22.8	19.3	74.0

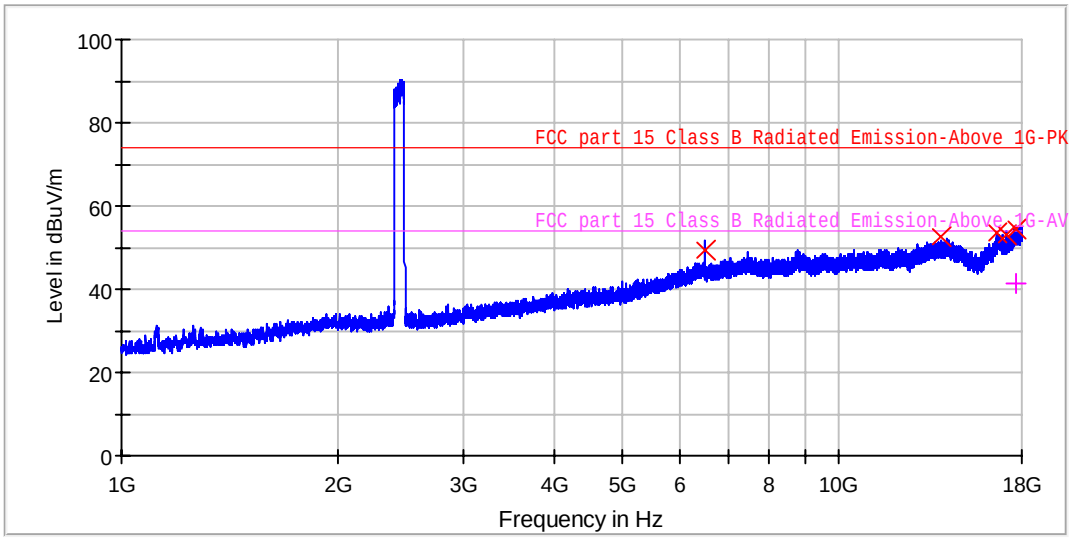

Limit and Margin

Frequency (MHz)	MaxPeak (dBuV/m)	Average (dBuV/m)	Meas. Time (ms)	Height (cm)	Pol	Azimuth (deg)	Corr. (dB/m)	Margin - PK+ (dB)	Limit - PK+ (dBuV/m)
6498.500000	49.2	---	1000.0	150.0	V	158.9	9.8	24.8	74.0
13908.000000	52.4	---	1000.0	150.0	V	89.7	18.9	21.6	74.0
16655.000000	53.7	---	1000.0	150.0	V	123.9	19.5	20.3	74.0
17096.000000	53.1	---	1000.0	150.0	V	138.2	20.2	20.9	74.0
17682.500000	54.4	41.6	1000.0	150.0	V	342.8	23.0	19.6	74.0

802.11N40:2452MHz

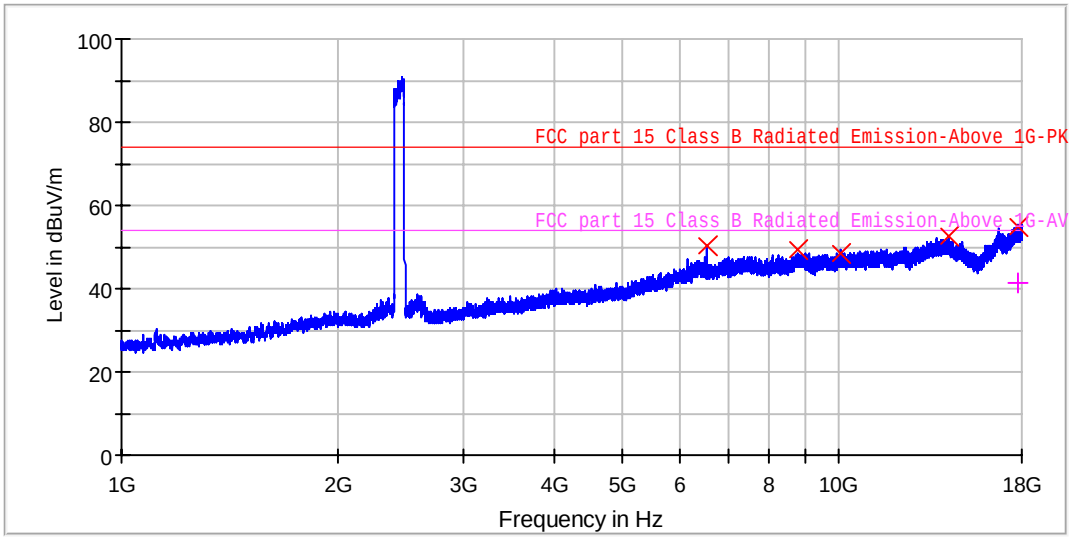

Limit and Margin

Frequency (MHz)	MaxPeak (dBuV/m)	Average (dBuV/m)	Meas. Time (ms)	Height (cm)	Pol	Azimuth (deg)	Corr. (dB/m)	Margin - PK+ (dB)	Limit - PK+ (dBuV/m)
6538.500000	50.0	---	1000.0	150.0	H	58.5	9.7	24.0	74.0
8760.500000	49.2	---	1000.0	150.0	H	208.0	12.6	24.8	74.0
10044.500000	48.4	---	1000.0	150.0	H	294.4	13.6	25.6	74.0
14246.000000	52.3	---	1000.0	150.0	H	20.6	18.6	21.7	74.0
17740.000000	54.9	41.3	1000.0	150.0	H	14.1	23.1	19.1	74.0

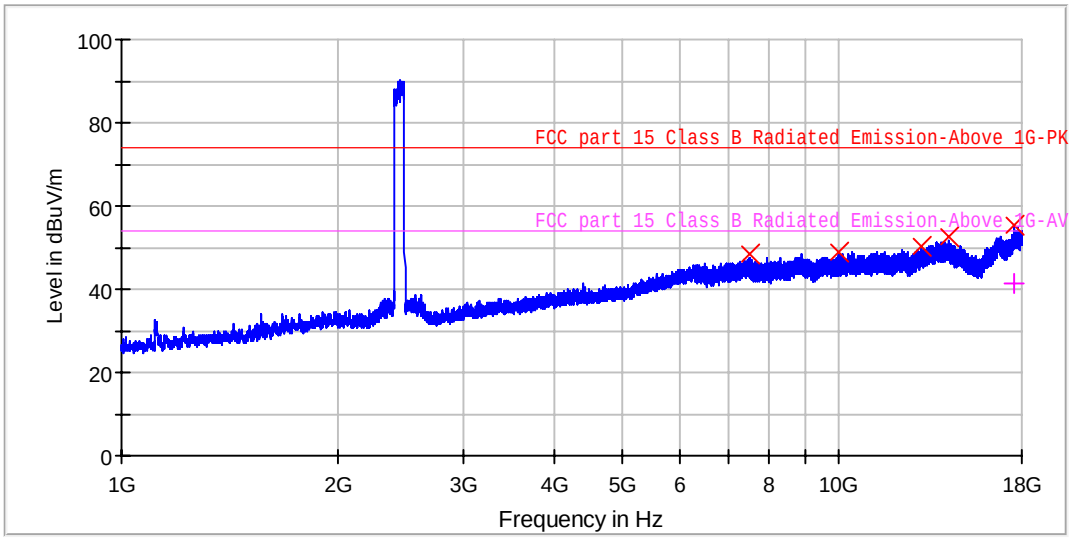

Limit and Margin

Frequency (MHz)	MaxPeak (dBuV/m)	Average (dBuV/m)	Meas. Time (ms)	Height (cm)	Pol	Azimuth (deg)	Corr. (dB/m)	Margin - PK+ (dB)	Limit - PK+ (dBuV/m)
7493.500000	48.5	---	1000.0	263.0	V	219.0	10.5	25.5	74.0
9989.500000	48.7	---	1000.0	263.0	V	121.6	13.7	25.3	74.0
13040.000000	50.4	---	1000.0	263.0	V	273.2	16.7	23.6	74.0
14223.500000	52.6	---	1000.0	263.0	V	15.6	18.6	21.4	74.0
17568.000000	55.1	41.6	1000.0	263.0	V	119.6	22.6	18.9	74.0

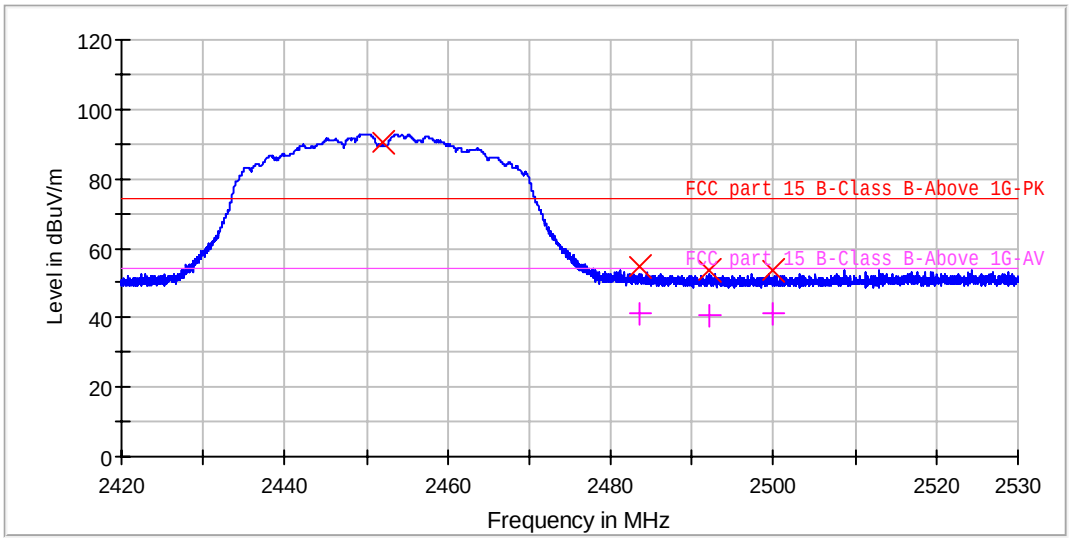

Limit and Margin

Frequency (MHz)	MaxPeak (dBuV/m)	Average (dBuV/m)	Meas. Time (ms)	Height (cm)	Pol	Azimuth (deg)	Corr. (dB/m)	Margin - PK+ (dB)	Limit - PK+ (dBuV/m)
2452.000000	90.5	---	1000.0	150.0	H	111.7	34.8	-16.5	74.0
2483.500000	54.6	41.5	1000.0	150.0	H	344.0	35.0	19.4	74.0
2492.000000	53.8	41.0	1000.0	150.0	H	29.2	35.0	20.2	74.0
2500.000000	53.8	41.0	1000.0	150.0	H	60.7	35.0	20.2	74.0

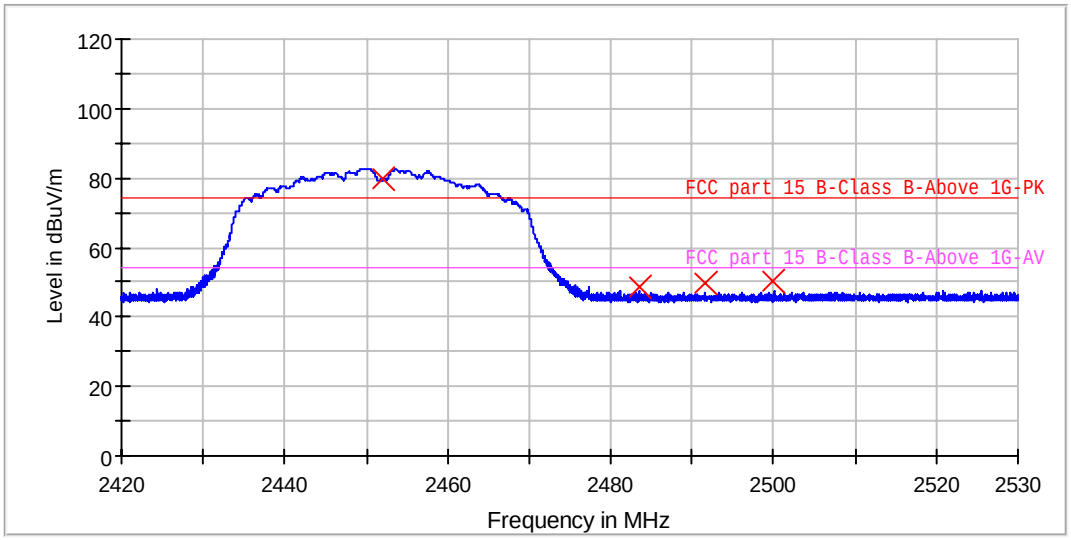

Limit and Margin

Frequency (MHz)	MaxPeak (dBuV/m)	Meas. Time (ms)	Height (cm)	Pol	Azimuth (deg)	Corr. (dB/m)	Margin - PK+ (dB)	Limit - PK+ (dBuV/m)
2452.000000	80.1	1000.0	150.0	V	231.3	34.8	-6.1	74.0
2483.500000	48.8	1000.0	150.0	V	14.9	35.0	25.2	74.0
2491.500000	49.7	1000.0	150.0	V	18.8	35.0	24.3	74.0
2500.000000	50.2	1000.0	150.0	V	319.4	35.0	23.8	74.0

802.11AX20(RU242):2412MHz

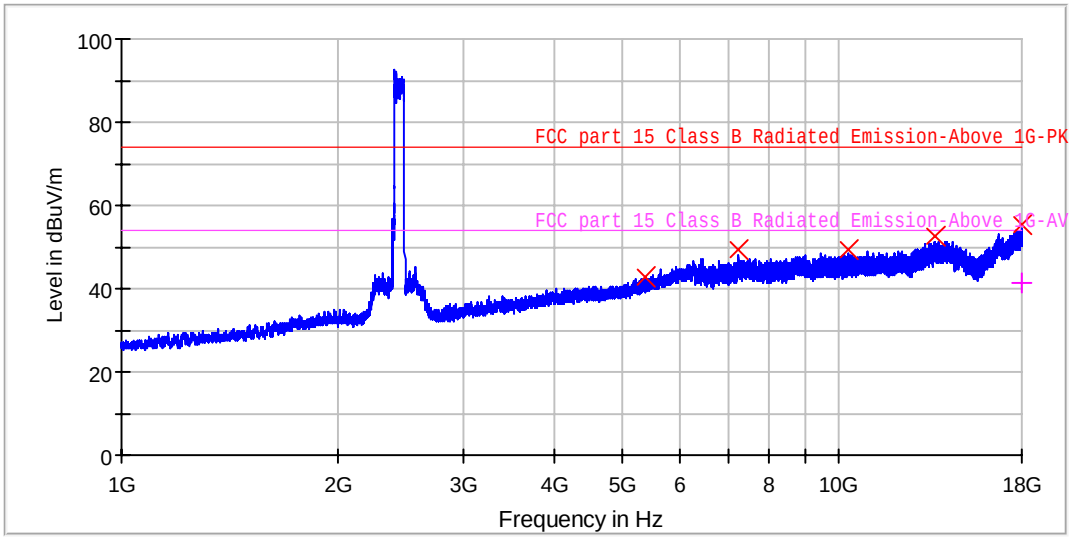

Limit and Margin

Frequency (MHz)	MaxPeak (dBuV/m)	Average (dBuV/m)	Meas. Time (ms)	Height (cm)	Pol	Azimuth (deg)	Corr. (dB/m)	Margin - PK+ (dB)	Limit - PK+ (dBuV/m)
5380.000000	43.0	---	1000.0	150.0	H	52.5	2.8	31.0	74.0
7221.000000	49.3	---	1000.0	150.0	H	149.6	10.0	24.7	74.0
10306.000000	49.1	---	1000.0	150.0	H	48.3	13.7	24.9	74.0
13615.500000	52.6	---	1000.0	150.0	H	140.3	17.8	21.5	74.0
17954.500000	55.2	41.5	1000.0	150.0	H	148.2	23.0	18.8	74.0

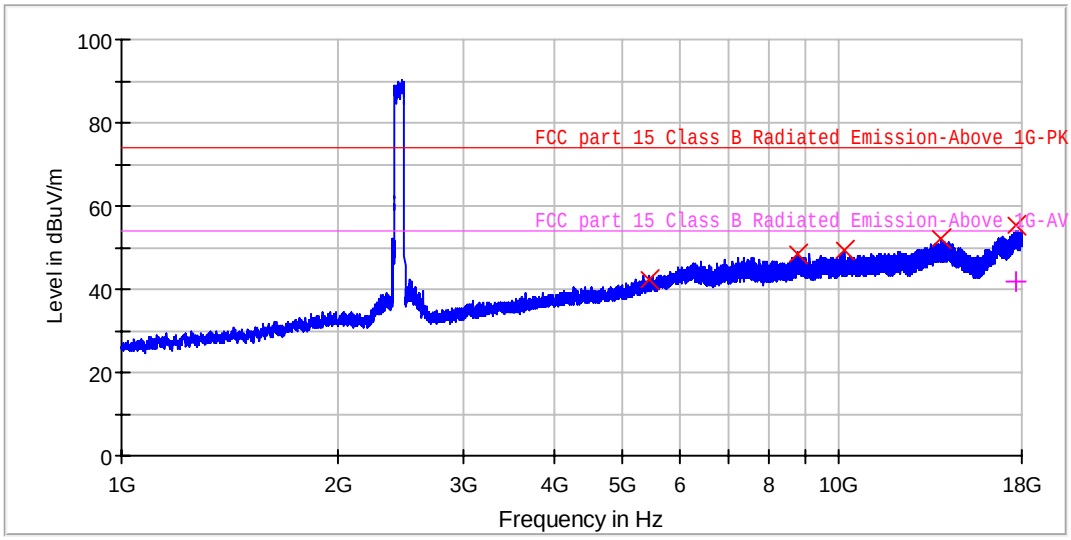

Limit and Margin

Frequency (MHz)	MaxPeak (dBuV/m)	Average (dBuV/m)	Meas. Time (ms)	Height (cm)	Pol	Azimuth (deg)	Corr. (dB/m)	Margin - PK+ (dB)	Limit - PK+ (dBuV/m)
5429.500000	42.4	---	1000.0	150.0	V	250.6	2.9	31.6	74.0
8761.000000	48.5	---	1000.0	150.0	V	163.1	12.6	25.5	74.0
10155.500000	49.5	---	1000.0	150.0	V	157.9	13.6	24.5	74.0
13901.500000	52.1	---	1000.0	150.0	V	200.3	18.9	21.9	74.0
17619.000000	55.4	42.0	1000.0	150.0	V	59.7	22.8	18.6	74.0

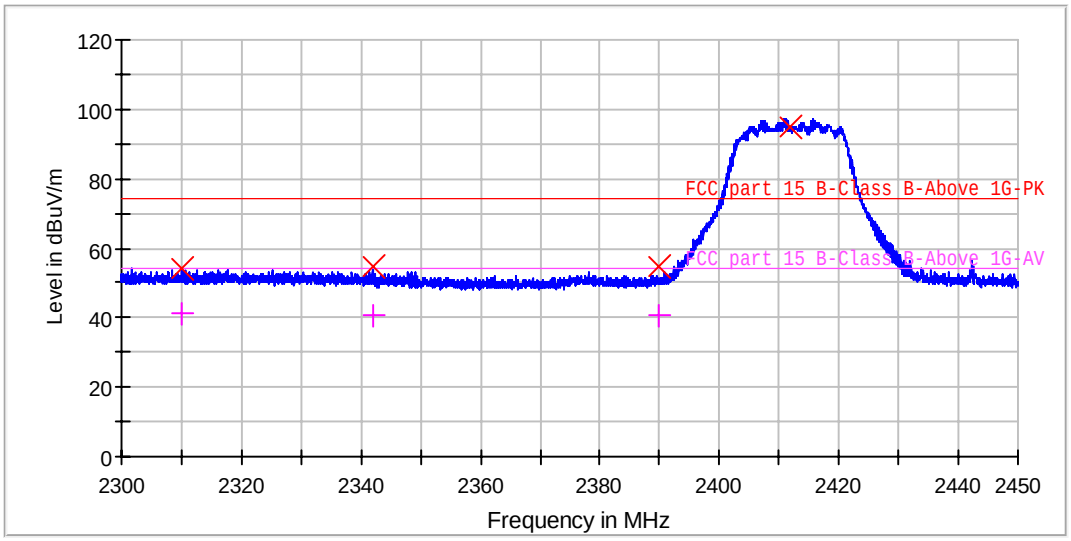

Limit and Margin

Frequency (MHz)	MaxPeak (dBuV/m)	Average (dBuV/m)	Meas. Time (ms)	Height (cm)	Pol	Azimuth (deg)	Corr. (dB/m)	Margin - PK+ (dB)	Limit - PK+ (dBuV/m)
2310.000000	54.2	41.4	1000.0	150.0	H	339.8	34.8	19.8	74.0
2342.000000	54.4	40.9	1000.0	150.0	H	347.8	34.9	19.6	74.0
2390.000000	54.9	41.0	1000.0	150.0	H	255.2	34.8	19.1	74.0
2412.000000	94.8	---	1000.0	150.0	H	351.0	34.9	-20.8	74.0

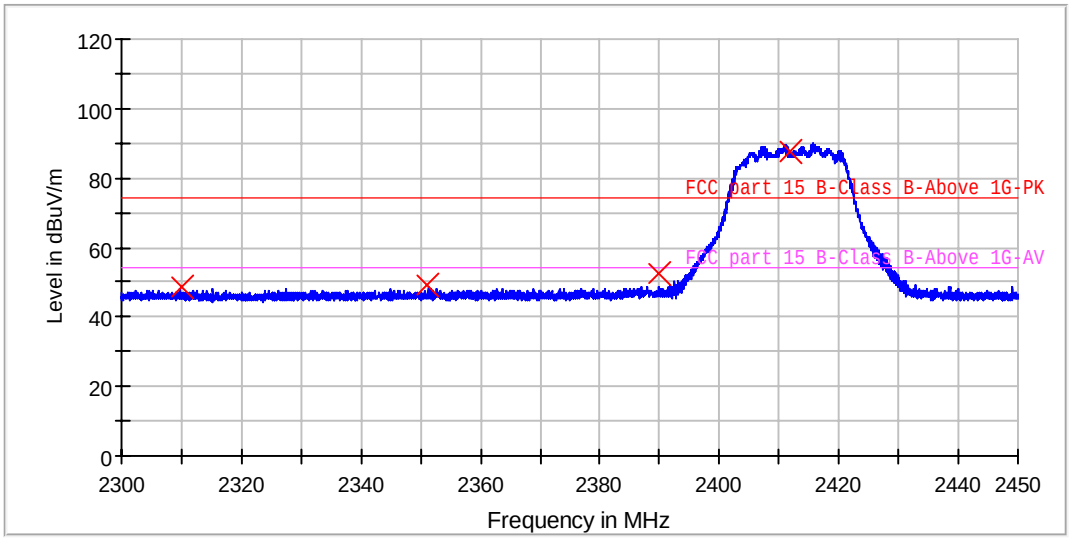

Limit and Margin

Frequency (MHz)	MaxPeak (dBuV/m)	Meas. Time (ms)	Height (cm)	Pol	Azimuth (deg)	Corr. (dB/m)	Margin - PK+ (dB)	Limit - PK+ (dBuV/m)
2310.000000	48.6	1000.0	150.0	V	347.1	34.8	25.5	74.0
2351.000000	48.9	1000.0	150.0	V	241.9	34.8	25.1	74.0
2390.000000	52.5	1000.0	150.0	V	166.2	34.8	21.5	74.0
2412.000000	87.4	1000.0	150.0	V	240.9	34.9	-13.4	74.0

802.11AX20(RU242):2437MHz

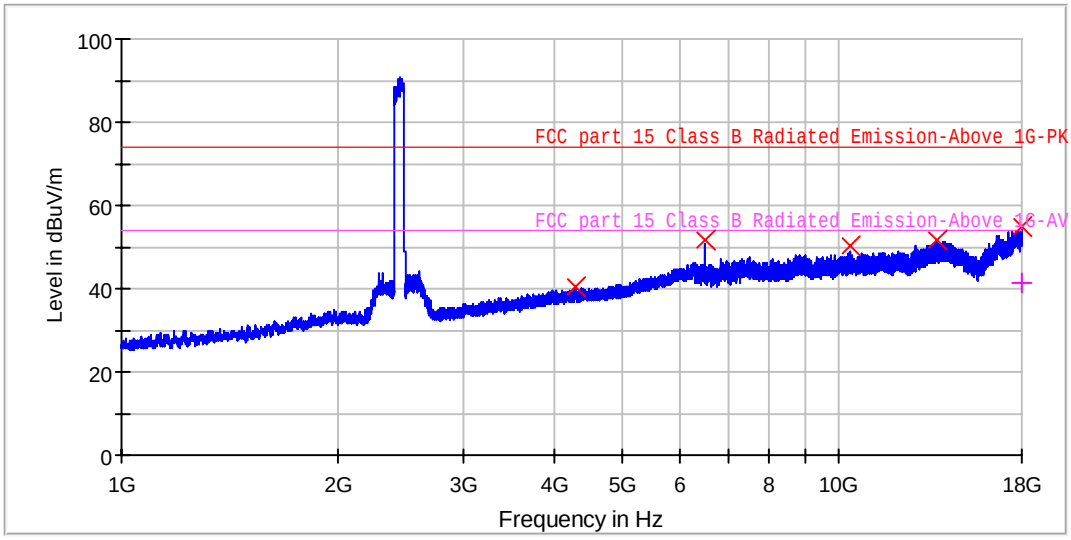

Limit and Margin

Frequency (MHz)	MaxPeak (dBuV/m)	Average (dBuV/m)	Meas. Time (ms)	Height (cm)	Pol	Azimuth (deg)	Corr. (dB/m)	Margin - PK+ (dB)	Limit - PK+ (dBuV/m)
4284.500000	40.5	---	1000.0	150.0	H	257.5	0.1	33.5	74.0
6498.500000	51.7	---	1000.0	150.0	H	46.8	9.8	22.3	74.0
10333.500000	50.1	---	1000.0	150.0	H	120.5	13.8	23.9	74.0
13689.500000	51.9	---	1000.0	150.0	H	69.6	18.2	22.2	74.0
17952.500000	54.7	41.3	1000.0	150.0	H	351.4	23.0	19.3	74.0

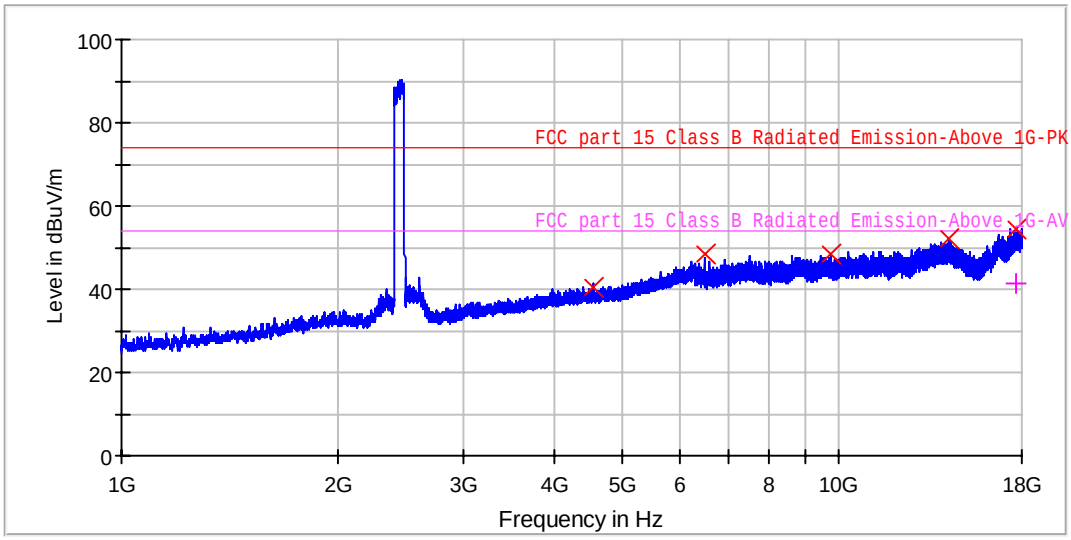

Limit and Margin

Frequency (MHz)	MaxPeak (dBuV/m)	Average (dBuV/m)	Meas. Time (ms)	Height (cm)	Pol	Azimuth (deg)	Corr. (dB/m)	Margin - PK+ (dB)	Limit - PK+ (dBuV/m)
4554.000000	40.5	---	1000.0	150.0	V	161.6	0.1	33.5	74.0
6498.000000	48.6	---	1000.0	150.0	V	51.2	9.8	25.5	74.0
9761.000000	48.3	---	1000.0	150.0	V	158.8	13.4	25.7	74.0
14250.500000	52.0	---	1000.0	150.0	V	94.4	18.7	22.0	74.0
17703.000000	54.6	41.6	1000.0	150.0	V	291.8	23.0	19.4	74.0

802.11AX20(RU242):2462MHz

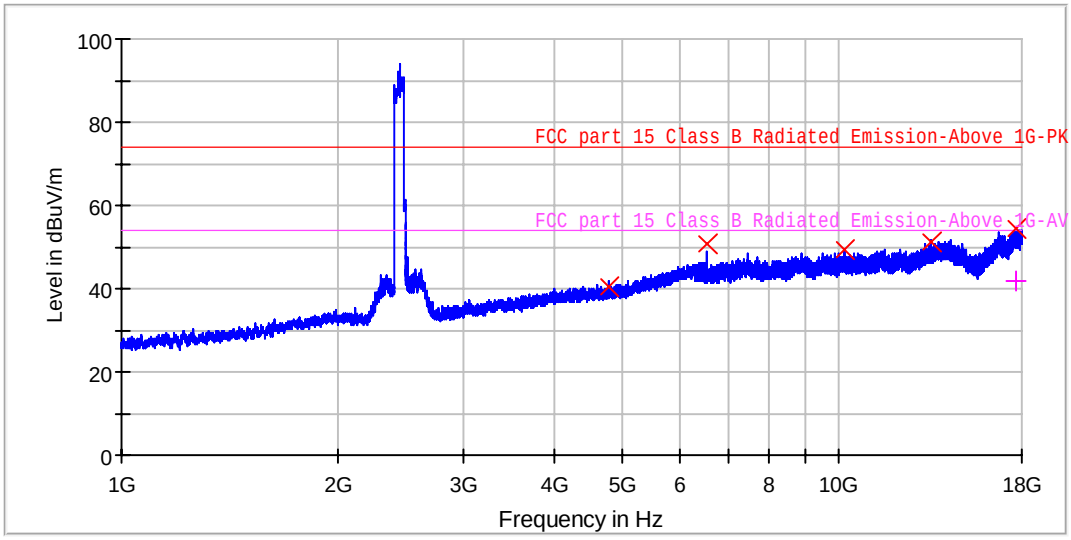

Limit and Margin

Frequency (MHz)	MaxPeak (dBuV/m)	Average (dBuV/m)	Meas. Time (ms)	Height (cm)	Pol	Azimuth (deg)	Corr. (dB/m)	Margin - PK+ (dB)	Limit - PK+ (dBuV/m)
4776.000000	40.6	---	1000.0	150.0	H	224.1	1.0	33.4	74.0
6565.500000	50.7	---	1000.0	150.0	H	147.4	9.6	23.3	74.0
10146.500000	49.2	---	1000.0	150.0	H	34.2	13.6	24.8	74.0
13488.000000	51.3	---	1000.0	150.0	H	149.9	18.1	22.7	74.0
17628.000000	54.4	41.9	1000.0	150.0	H	244.0	22.8	19.6	74.0

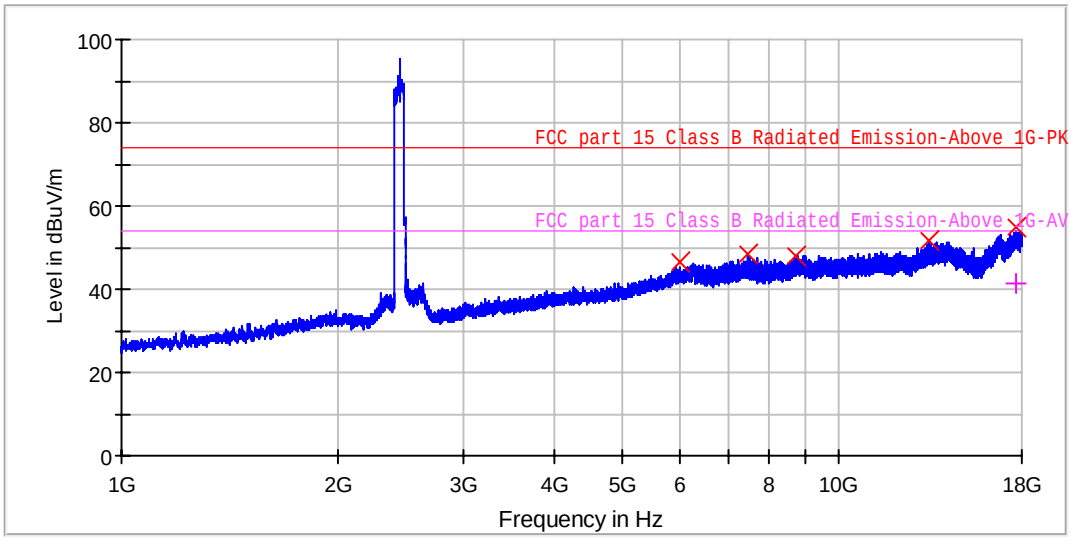

Limit and Margin

Frequency (MHz)	MaxPeak (dBuV/m)	Average (dBuV/m)	Meas. Time (ms)	Height (cm)	Pol	Azimuth (deg)	Corr. (dB/m)	Margin - PK+ (dB)	Limit - PK+ (dBuV/m)
5991.500000	46.3	---	1000.0	150.0	V	42.8	6.0	27.7	74.0
7479.500000	48.5	---	1000.0	150.0	V	187.1	10.5	25.5	74.0
8693.000000	48.1	---	1000.0	150.0	V	134.9	12.3	26.0	74.0
13385.000000	51.8	---	1000.0	150.0	V	117.9	18.4	22.2	74.0
17709.000000	54.7	41.5	1000.0	150.0	V	312.6	23.0	19.3	74.0

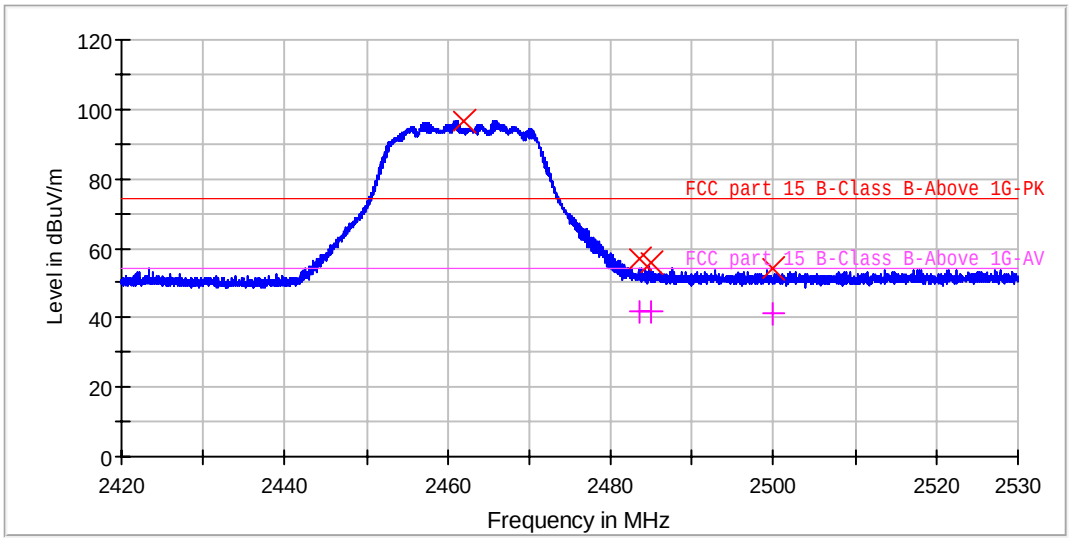

Limit and Margin

Frequency (MHz)	MaxPeak (dBuV/m)	Average (dBuV/m)	Meas. Time (ms)	Height (cm)	Pol	Azimuth (deg)	Corr. (dB/m)	Margin - PK+ (dB)	Limit - PK+ (dBuV/m)
2462.000000	96.3	---	1000.0	150.0	H	280.1	34.9	-22.3	74.0
2483.500000	56.8	42.1	1000.0	150.0	H	230.1	35.0	17.2	74.0
2485.000000	55.9	41.7	1000.0	150.0	H	228.7	35.0	18.1	74.0
2500.000000	54.2	41.2	1000.0	150.0	H	253.7	35.0	19.9	74.0

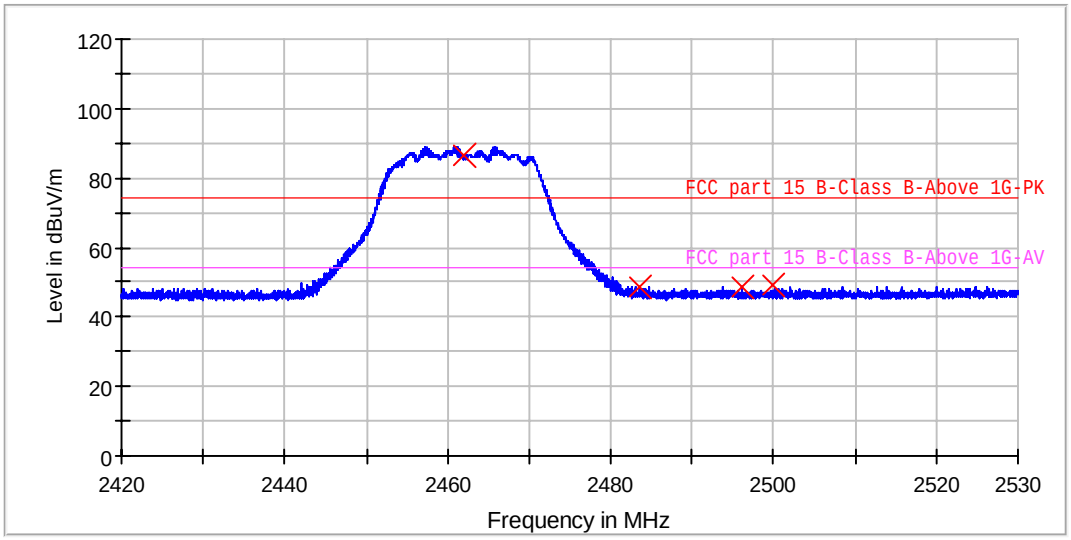

Limit and Margin

Frequency (MHz)	MaxPeak (dBuV/m)	Meas. Time (ms)	Height (cm)	Pol	Azimuth (deg)	Corr. (dB/m)	Margin - PK+ (dB)	Limit - PK+ (dBuV/m)
2462.000000	86.4	1000.0	150.0	V	358.0	34.9	-12.4	74.0
2483.500000	48.7	1000.0	150.0	V	40.0	35.0	25.3	74.0
2496.000000	48.7	1000.0	150.0	V	0.0	35.0	25.3	74.0
2500.000000	49.4	1000.0	150.0	V	158.0	35.0	24.6	74.0

802.11AX40(RU484):2422MHz

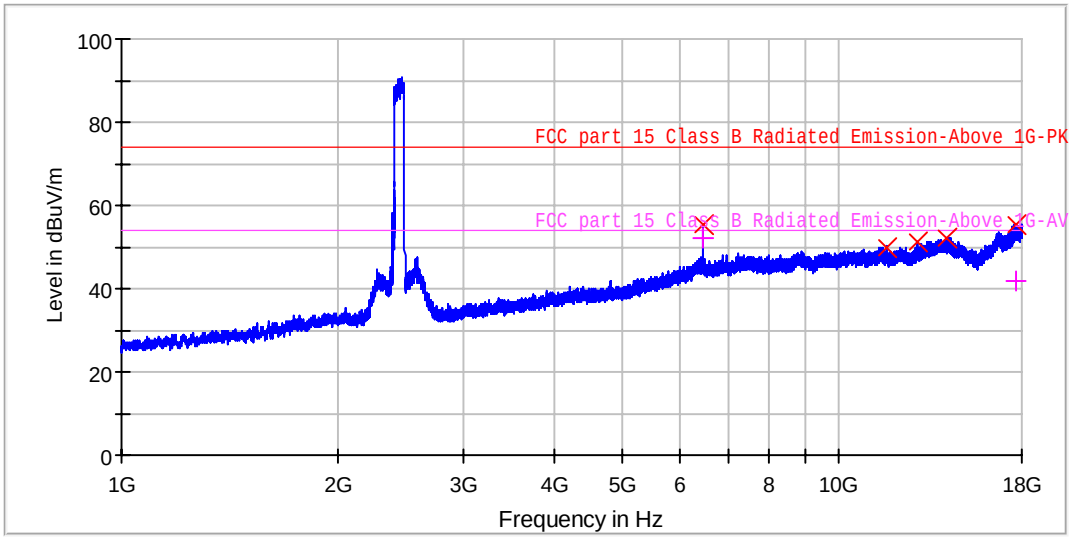

Limit and Margin

Frequency (MHz)	MaxPeak (dBuV/m)	Average (dBuV/m)	Meas. Time (ms)	Height (cm)	Pol	Azimuth (deg)	Corr. (dB/m)	Margin - PK+ (dB)	Limit - PK+ (dBuV/m)
6458.500000	55.4	52.3	1000.0	150.0	H	173.7	9.8	18.6	74.0
11672.500000	49.6	---	1000.0	150.0	H	281.9	14.8	24.4	74.0
12896.000000	51.3	---	1000.0	150.0	H	260.2	16.9	22.7	74.0
14117.000000	52.2	---	1000.0	150.0	H	196.6	18.4	21.8	74.0
17615.000000	55.4	41.9	1000.0	150.0	H	78.4	22.7	18.6	74.0

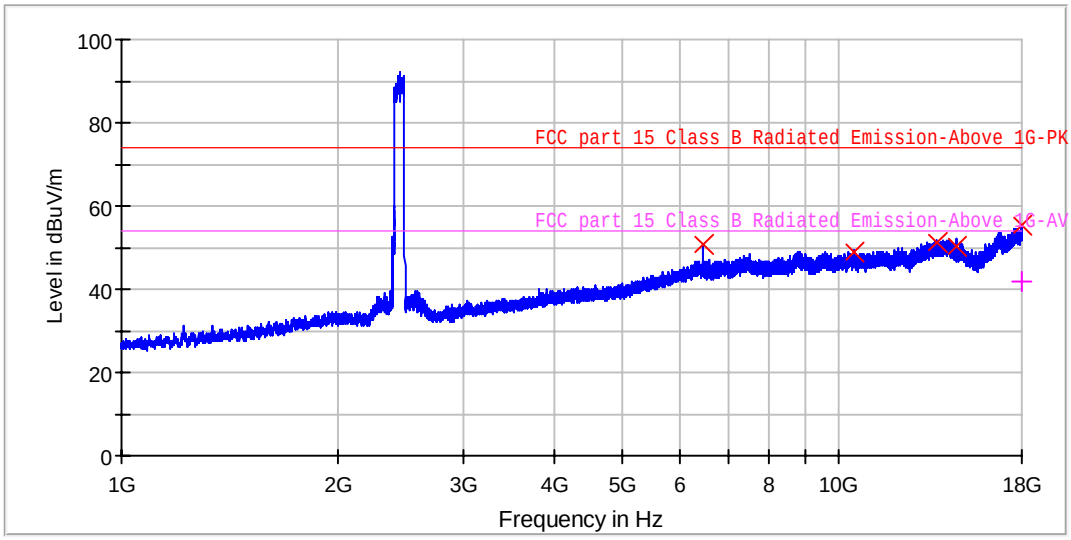

Limit and Margin

Frequency (MHz)	MaxPeak (dBuV/m)	Average (dBuV/m)	Meas. Time (ms)	Height (cm)	Pol	Azimuth (deg)	Corr. (dB/m)	Margin - PK+ (dB)	Limit - PK+ (dBuV/m)
6458.500000	50.6	---	1000.0	150.0	V	36.2	9.8	23.4	74.0
10476.000000	48.8	---	1000.0	150.0	V	110.6	14.1	25.2	74.0
13740.000000	51.4	---	1000.0	150.0	V	166.0	18.5	22.6	74.0
14570.000000	50.3	---	1000.0	150.0	V	27.7	17.0	23.7	74.0
17973.500000	55.2	41.8	1000.0	150.0	V	183.7	23.2	18.8	74.0

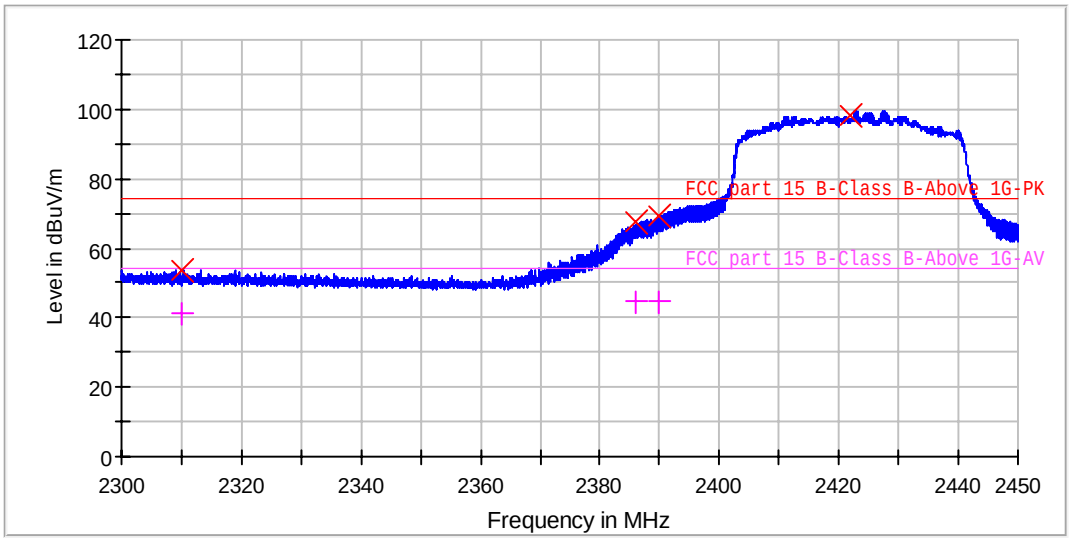

Limit and Margin

Frequency (MHz)	MaxPeak (dBuV/m)	Average (dBuV/m)	Meas. Time (ms)	Height (cm)	Pol	Azimuth (deg)	Corr. (dB/m)	Margin - PK+ (dB)	Limit - PK+ (dBuV/m)
2310.000000	53.8	41.2	1000.0	150.0	H	89.9	34.8	20.2	74.0
2386.000000	67.4	44.4	1000.0	150.0	H	239.5	34.8	6.6	74.0
2390.000000	69.3	44.9	1000.0	150.0	H	89.9	34.8	4.7	74.0
2422.000000	98.0	---	1000.0	150.0	H	1.1	35.0	-24.0	74.0

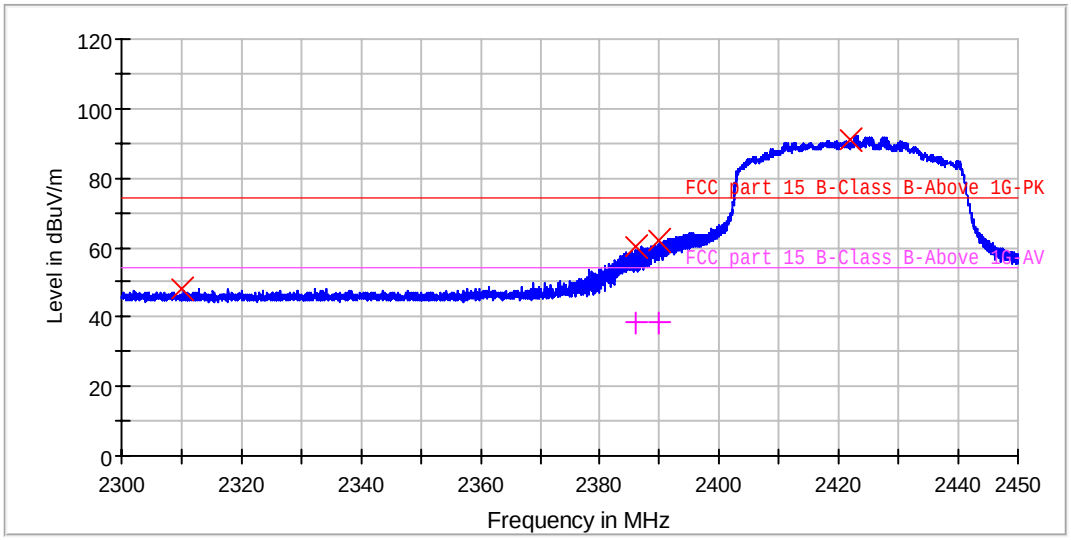

Limit and Margin

Frequency (MHz)	MaxPeak (dBuV/m)	Average (dBuV/m)	Meas. Time (ms)	Height (cm)	Pol	Azimuth (deg)	Corr. (dB/m)	Margin - PK+ (dB)	Limit - PK+ (dBuV/m)
2310.000000	47.9	---	1000.0	150.0	V	22.4	34.8	26.1	74.0
2386.000000	60.4	38.4	1000.0	150.0	V	155.0	34.8	13.7	74.0
2390.000000	62.0	38.6	1000.0	150.0	V	215.5	34.8	12.0	74.0
2422.000000	90.9	---	1000.0	150.0	V	48.3	35.0	-16.9	74.0

802.11AX40(RU484):2437MHz

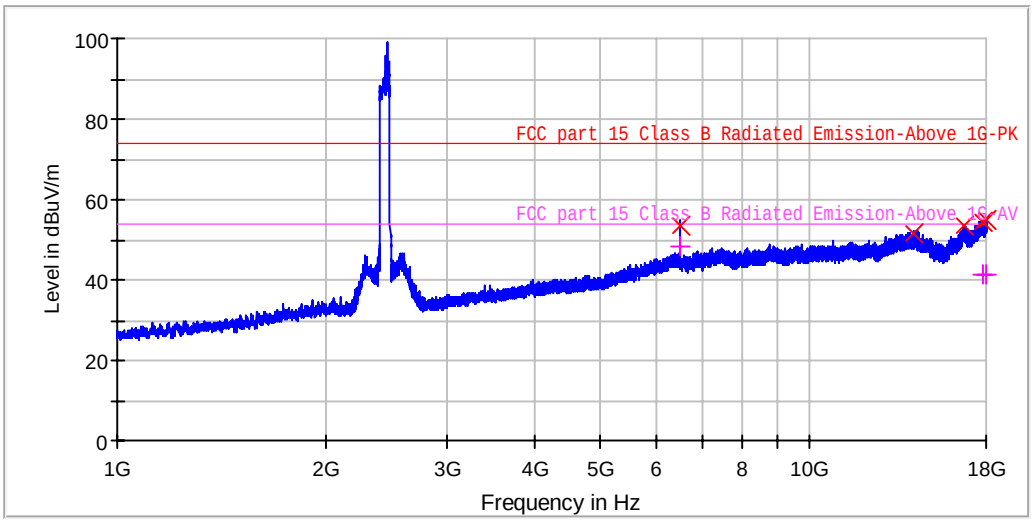

Limit and Margin

Frequency (MHz)	MaxPeak (dBuV/m)	Average (dBuV/m)	Meas. Time (ms)	Height (cm)	Pol	Azimuth (deg)	Corr. (dB/m)	Margin - PK+ (dB)	Limit - PK+ (dBuV/m)
6498.500000	53.4	48.4	1000.0	348.0	H	230.6	9.8	20.6	74.0
14139.500000	51.7	---	1000.0	348.0	H	35.6	18.4	22.3	74.0
16678.500000	53.7	---	1000.0	348.0	H	297.2	19.8	20.3	74.0
17759.000000	54.6	41.6	1000.0	348.0	H	122.5	23.1	19.4	74.0
17947.500000	54.9	41.3	1000.0	348.0	H	84.9	22.9	19.1	74.0

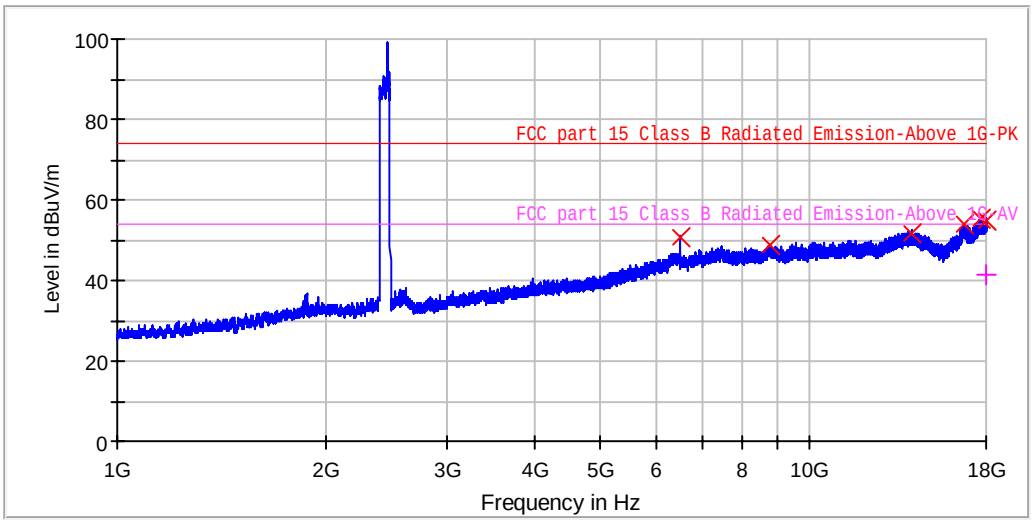

Limit and Margin

Frequency (MHz)	MaxPeak (dBuV/m)	Average (dBuV/m)	Meas. Time (ms)	Height (cm)	Pol	Azimuth (deg)	Corr. (dB/m)	Margin - PK+ (dB)	Limit - PK+ (dBuV/m)
6498.500000	50.8	---	1000.0	150.0	V	109.6	9.8	23.2	74.0
8760.000000	48.7	---	1000.0	150.0	V	219.6	12.6	25.3	74.0
14084.000000	51.7	---	1000.0	150.0	V	224.8	18.4	22.3	74.0
16682.000000	54.0	---	1000.0	150.0	V	323.1	19.9	20.0	74.0
17640.000000	55.3	---	1000.0	150.0	V	248.4	22.8	18.7	74.0
17959.500000	55.0	41.5	1000.0	150.0	V	332.3	23.1	19.0	74.0

802.11AX40(RU484):2452MHz

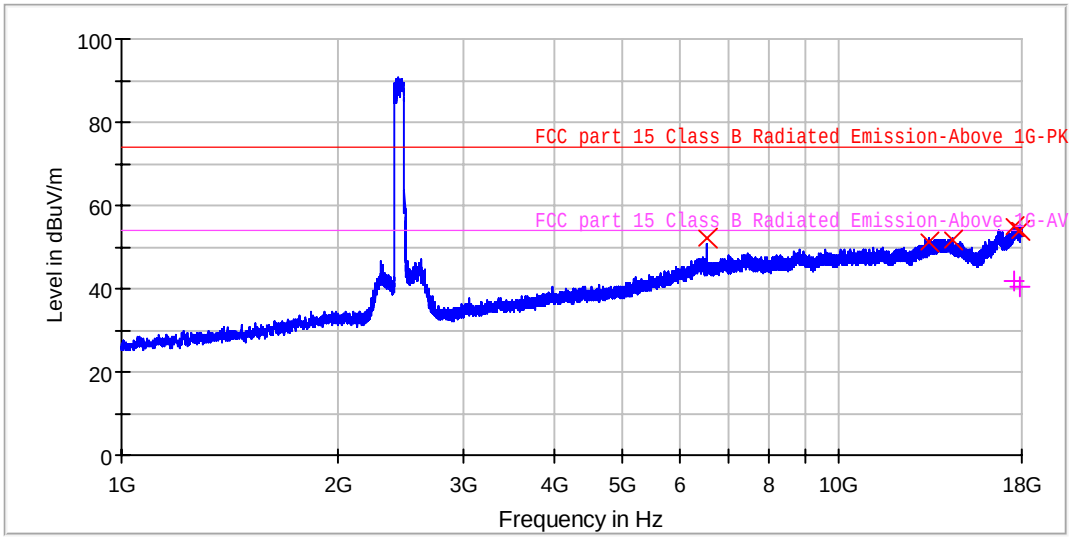

Limit and Margin

Frequency (MHz)	MaxPeak (dBuV/m)	Average (dBuV/m)	Meas. Time (ms)	Height (cm)	Pol	Azimuth (deg)	Corr. (dB/m)	Margin - PK+ (dB)	Limit - PK+ (dBuV/m)
6538.500000	52.1	---	1000.0	298.0	H	28.4	9.7	21.9	74.0
13396.500000	51.4	---	1000.0	298.0	H	185.8	18.5	22.6	74.0
14392.000000	51.9	---	1000.0	298.0	H	106.7	18.4	22.2	74.0
17577.500000	54.8	41.9	1000.0	150.0	H	180.1	22.6	19.2	74.0
17893.000000	54.1	40.6	1000.0	150.0	H	214.8	22.7	19.9	74.0

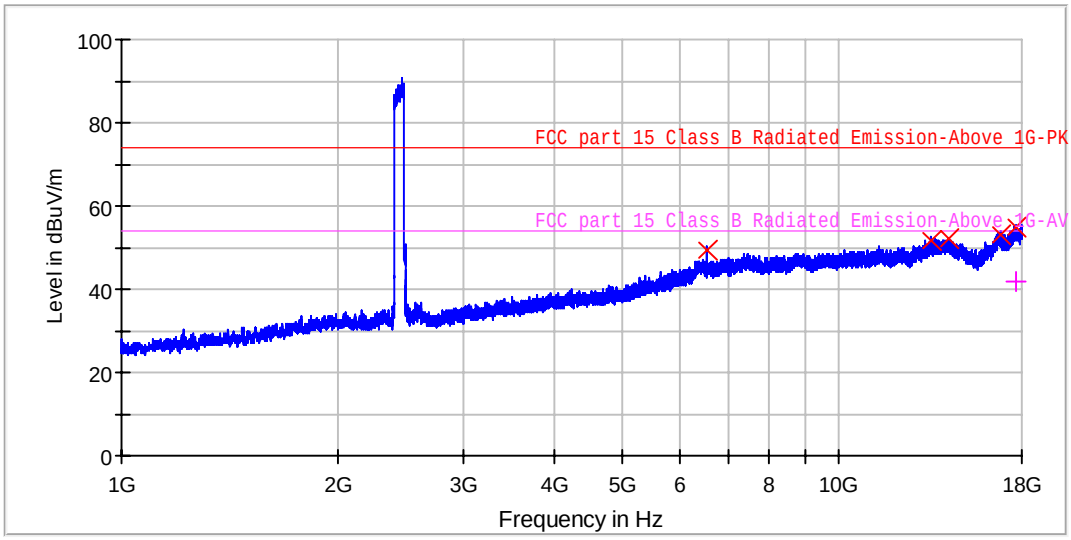

Limit and Margin

Frequency (MHz)	MaxPeak (dBuV/m)	Average (dBuV/m)	Meas. Time (ms)	Height (cm)	Pol	Azimuth (deg)	Corr. (dB/m)	Margin - PK+ (dB)	Limit - PK+ (dBuV/m)
6538.500000	49.5	---	1000.0	150.0	V	253.2	9.7	24.5	74.0
13421.000000	51.8	---	1000.0	150.0	V	110.1	18.6	22.2	74.0
14228.500000	52.3	---	1000.0	150.0	V	354.4	18.6	21.7	74.0
16840.000000	52.9	---	1000.0	150.0	V	145.0	20.2	21.1	74.0
17666.500000	54.9	41.7	1000.0	150.0	V	131.9	22.9	19.1	74.0

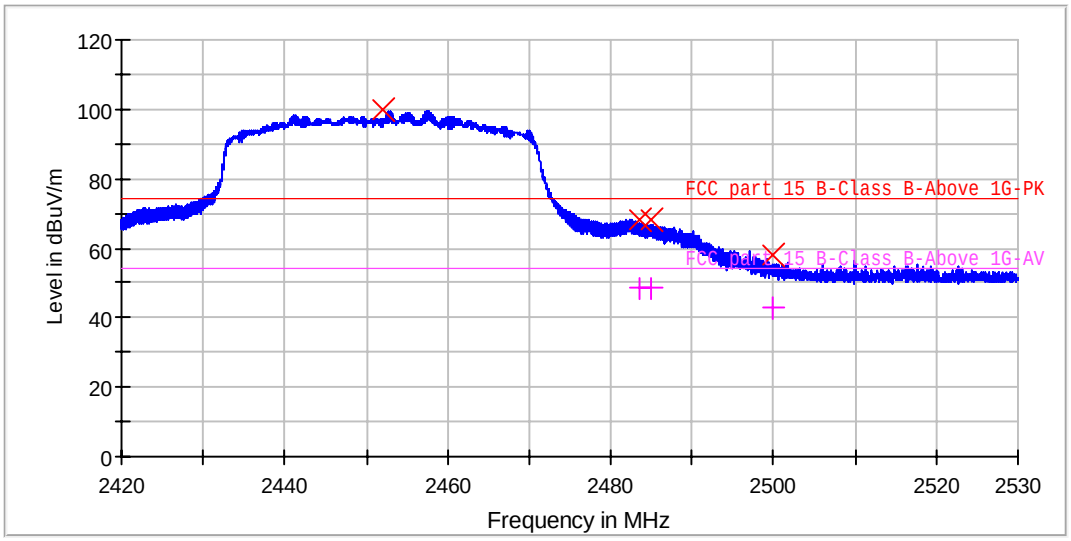

Limit and Margin

Frequency (MHz)	MaxPeak (dBuV/m)	Average (dBuV/m)	Meas. Time (ms)	Height (cm)	Pol	Azimuth (deg)	Corr. (dB/m)	Margin - PK+ (dB)	Limit - PK+ (dBuV/m)
2452.000000	99.6	---	1000.0	150.0	H	148.4	34.8	-25.6	74.0
2483.500000	68.3	48.7	1000.0	2.0	H	104.5	35.0	5.7	74.0
2485.000000	68.0	48.5	1000.0	150.0	H	268.6	35.0	6.0	74.0
2500.000000	57.9	42.9	1000.0	150.0	H	285.0	35.0	16.2	74.0

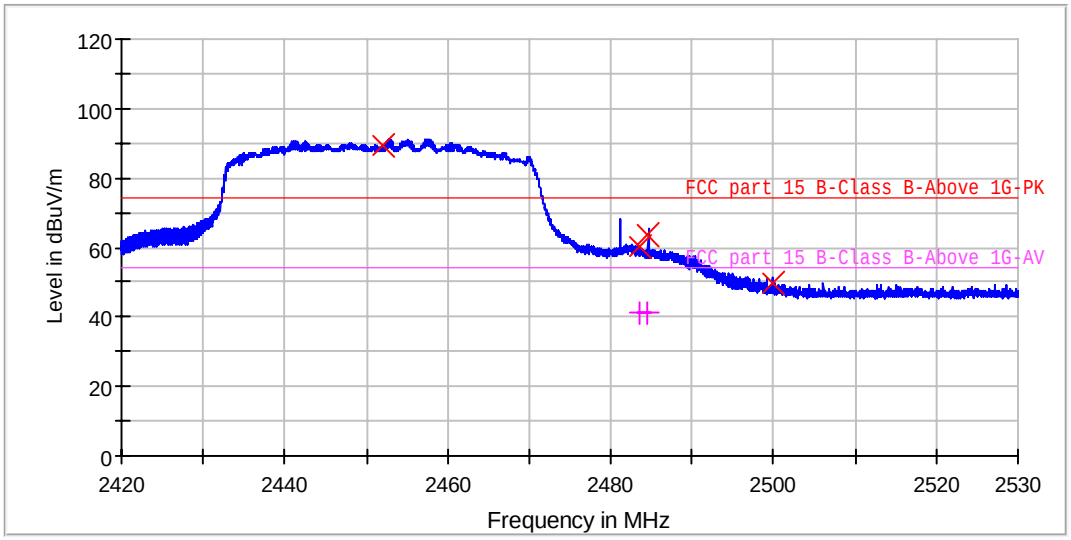

Limit and Margin

Frequency (MHz)	MaxPeak (dBuV/m)	Average (dBuV/m)	Meas. Time (ms)	Height (cm)	Pol	Azimuth (deg)	Corr. (dB/m)	Margin - PK+ (dB)	Limit - PK+ (dBuV/m)
2452.000000	89.3	---	1000.0	150.0	V	3.7	34.8	-15.3	74.0
2483.500000	60.6	41.2	1000.0	150.0	V	133.9	35.0	13.5	74.0
2484.500000	63.9	41.1	1000.0	150.0	V	331.2	35.0	10.2	74.0
2500.000000	49.5	---	1000.0	150.0	V	91.4	35.0	24.5	74.0

Worst case Radiated Emission 18-25 GHz

18-25G Radiated Emission Test

Common Information

EUT:	Wi-Fi and Bluetooth Module
Model:	T3-M
Client:	Hangzhou Tuya Information Technology Co., Ltd
Operating Conditions:	Power on, transmitting at 802.11B_2472MHz
Operator Name:	Zhihua Xia
Input:	DC 3.3V
Sample No.:	WUX-0932754-004
Test Standard:	FCC Part 15.209(a)
Comment:	Horizontal
Comment:	Temp.:23.8℃,Humi.:57.9%,Atm.:998.9hPa

Sweep Setup: FCC_RE_18-25G_Sweep_3m [EMI radiated]

Hardware Setup:	18-40GHz_3m
Receiver:	[FSV 40]
Level Unit:	dBuV/m

Subrange	Step Size	Detectors	Bandwidth	Sweep Time	Preamp
18 GHz - 25 GHz	500 kHz	PK+	1 MHz	1 s	0 dB

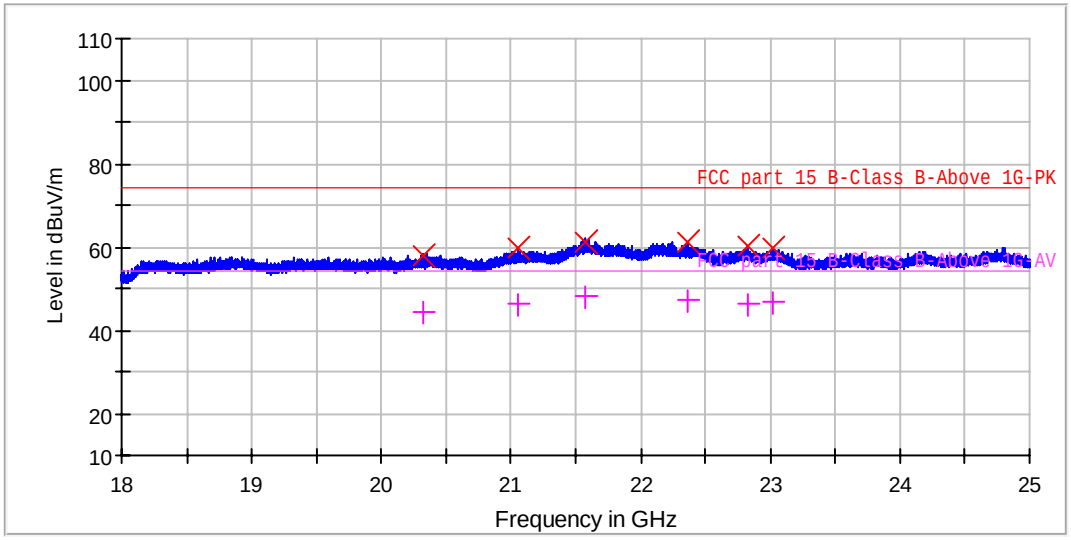

Limit and Margin

Frequency (MHz)	MaxPeak (dBuV/m)	Average (dBuV/m)	Meas. Time (ms)	Height (cm)	Pol	Azimuth (deg)	Corr. (dB/m)	Margin - PK+ (dB)	Limit - PK+ (dBuV/m)
20369.000000	57.5	44.9	1000.0	150.0	H	321.5	15.1	16.5	74.0
21526.500000	60.2	47.3	1000.0	150.0	H	221.8	17.6	13.8	74.0
22186.500000	60.6	47.8	1000.0	150.0	H	23.0	18.1	13.4	74.0
22412.500000	60.2	47.5	1000.0	150.0	H	240.7	17.9	13.8	74.0
23045.000000	59.9	46.7	1000.0	150.0	H	218.1	16.5	14.1	74.0
24180.500000	58.2	45.5	1000.0	150.0	H	236.5	16.0	15.8	74.0

18-25G Radiated Emission Test

Common Information

EUT:	Wi-Fi and Bluetooth Module
Model:	T3-M
Client:	Hangzhou Tuya Information Technology Co., Ltd
Operating Conditions:	Power on, transmitting at 802.11B_2472MHz
Operator Name:	Zhihua Xia
Input:	DC 3.3V
Sample No.:	WUX-0932754-004
Test Standard:	FCC Part 15.209(a)
Comment:	Vertical
Comment:	Temp.:23.8℃,Humi.:57.9%,Atm.:998.9hPa

Sweep Setup: FCC_RE_18-25G_Sweep_3m [EMI radiated]

Hardware Setup:	18-40GHz_3m
Receiver:	[FSV 40]
Level Unit:	dBuV/m

Subrange	Step Size	Detectors	Bandwidth	Sweep Time	Preamp
18 GHz - 25 GHz	500 kHz	PK+	1 MHz	1 s	0 dB

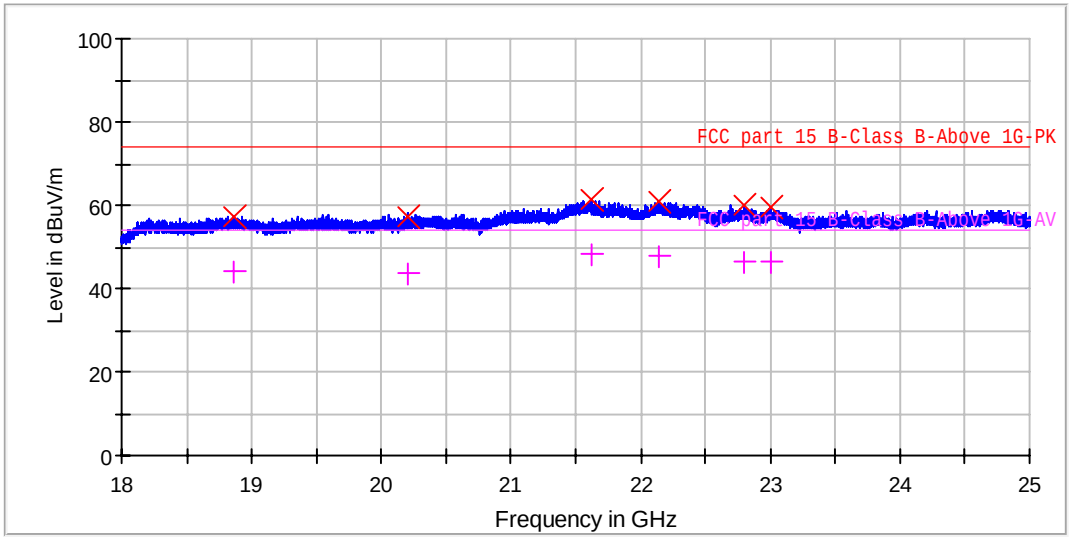

Limit and Margin

Frequency (MHz)	MaxPeak (dBuV/m)	Average (dBuV/m)	Meas. Time (ms)	Height (cm)	Pol	Azimuth (deg)	Corr. (dB/m)	Margin - PK+ (dB)	Limit - PK+ (dBuV/m)
18860.500000	57.4	44.2	1000.0	150.0	V	103.2	14.2	16.6	74.0
20198.500000	57.1	43.9	1000.0	150.0	V	161.8	15.1	16.9	74.0
21623.500000	61.3	48.5	1000.0	150.0	V	227.7	17.7	12.7	74.0
22139.000000	61.0	47.7	1000.0	150.0	V	36.0	18.1	13.0	74.0
22796.000000	59.8	46.5	1000.0	150.0	V	324.9	17.1	14.2	74.0
23010.000000	59.7	46.6	1000.0	150.0	V	328.2	16.6	14.3	74.0

10 Test Equipment List

List of Test Instruments Test Site1

	DESCRIPTION	MANUFACTURER	MODEL NO.	SERIAL NO.	CAL. DATE	CAL. DUE DATE
C	Signal Analyzer	Rohde & Schwarz	FSV40	487/641405	2025-04-08	2026-04-07
	Power Probe	Rohde & Schwarz	NRP-Z81	487/431819	2024-11-23	2025-11-22
	RF Test System	Rohde & Schwarz	TS8997	487/391835	2024-11-23	2025-11-22
	Coaxial Cable	Rohde & Schwarz	RF03	/	Approved for use	Approved for use
RE	EMI Test Receiver	Rohde & Schwarz	ESR7	487/632315	2025-04-08	2026-04-07
	EMI Test Receiver	Rohde & Schwarz	ESR7	487/632316	2025-04-08	2026-04-07
	Spectrum analyzer	Rohde & Schwarz	FSV3044	487/642307	2025-04-08	2026-04-07
	Broadband Test Antenna	Schwarzbeck	VULB 9168	487/622345	2025-03-15	2026-03-14
	Horn Antenna	Rohde & Schwarz	3115PB	487/622346	2025-01-08	2026-01-08
	Pre-amplifier	Rohde & Schwarz	SCU-18D	487/402318	2025-04-08	2026-04-07
	Pre-amplifier	Rohde & Schwarz	BLMA0118-1M	487/401411	2025-04-08	2026-04-07
	Loop antenna	Rohde & Schwarz	HFH2-Z2	487/621128	2024-11-23	2025-11-22
	DOUBLE-RIDGED WAVEGUIDE HORN WITH PRE-AMPLIFIER (18 GHZ - 40 GHZ)	ETS-Lindgren	3116C-PA	487/622347	2024-08-19	2025-08-18
	3m Semi-anechoic chamber	TDK	9.2mx6.2mx6.2m	487/772307	2023-02-24	2026-02-23
	3m Fully anechoic chamber	TDK	9.2mx6.2mx6.2m	487/772304	2023-03-30	2026-03-29
	Coaxial Cable	Rohde & Schwarz	RF02	/	Approved for use	Approved for use
CE	EMI Test Receiver	Rohde & Schwarz	ESW8	487/631911	2025-04-08	2026-04-07
	LISN	Rohde & Schwarz	NSLK8127	487/601428	2024-09-02	2025-09-01

Measurement Software Information			
Test Item	Software	Manufacturer	Version
C	MTS 8310	MAXWELL	2.0.0.0
RE	EMC 32	Rohde & Schwarz	V10.50.40
CE	EMC 32	Rohde & Schwarz	V9.15.03

C - Conducted RF tests

- Conducted peak output power
- 6dB bandwidth and 99% Occupied Bandwidth
- Power spectral density*
- Spurious RF conducted emissions
- Band edge

11 System Measurement Uncertainty

For a 95% confidence level, the measurement expanded uncertainties for defined systems, in accordance with the recommendations of ISO 17025 were:

Items	Extended Uncertainty
Conducted Disturbance at Mains Terminals	150kHz to 30MHz, LISN, 3.07dB
Radiated Disturbance	9kHz to 30MHz, 4.38dB 30MHz to 1GHz, 4.12dB (Horizontal) 4.30dB (Vertical) 1GHz to 18GHz, 5.04dB 18GHz to 40GHz, 5.42dB
RF Conducted Measurement	Power related： 1.32dB Frequency related：5.6x10-6 or 1%

Measurement Uncertainty Decision Rule:

Determination of conformity with the specification limits is based on the decision rule according to IEC Guide 115: 2023, clause 4.3.3.

12 Photographs of Test Set-ups

Refer to the < Test Setup photos >.

13 Photographs of EUT

Refer to the < External Photos > & < Internal Photos >.

----------End of Test Report----------

Phone: +86 510 8820 3737
Fax: +86 510 8820 3636

TÜV SÜD Certification and Testing (China) Co., Ltd.
Floor 1-4, Building B, No.37, Tuanjie Road(Middle), Xishan Economic and Technological Development Zone, Wuxi, Jiangsu. China