11N20SISO_5785

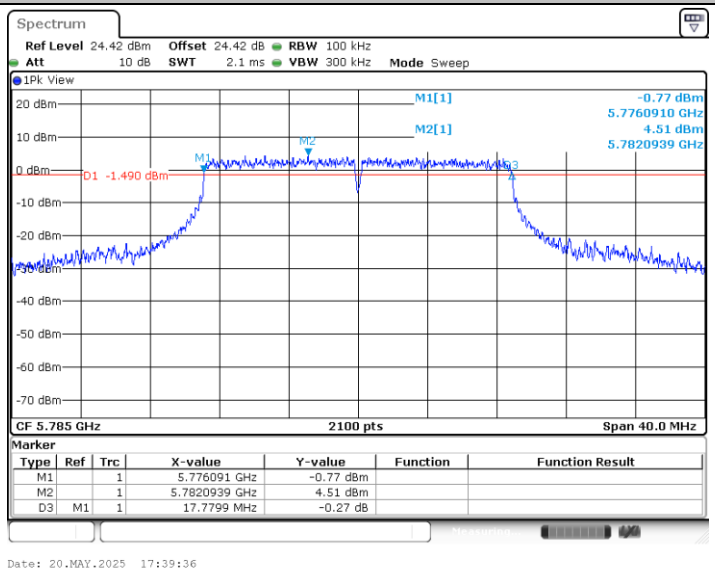

11N20SISO_5825

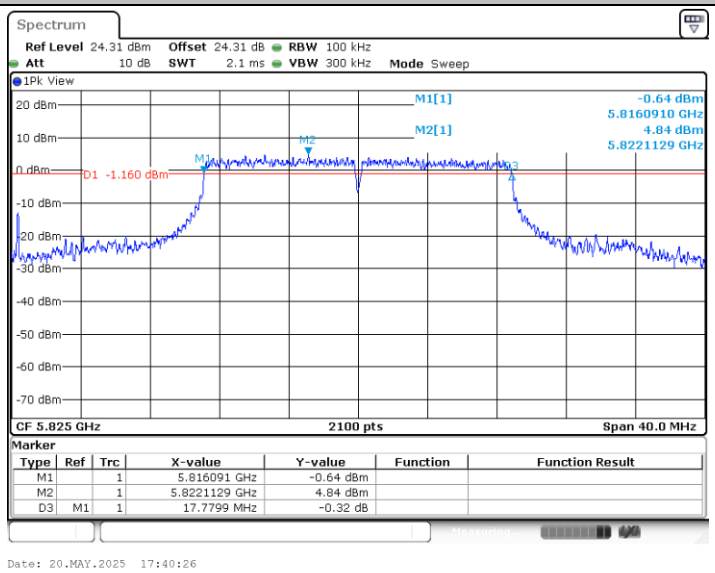

11N40SISO_5755

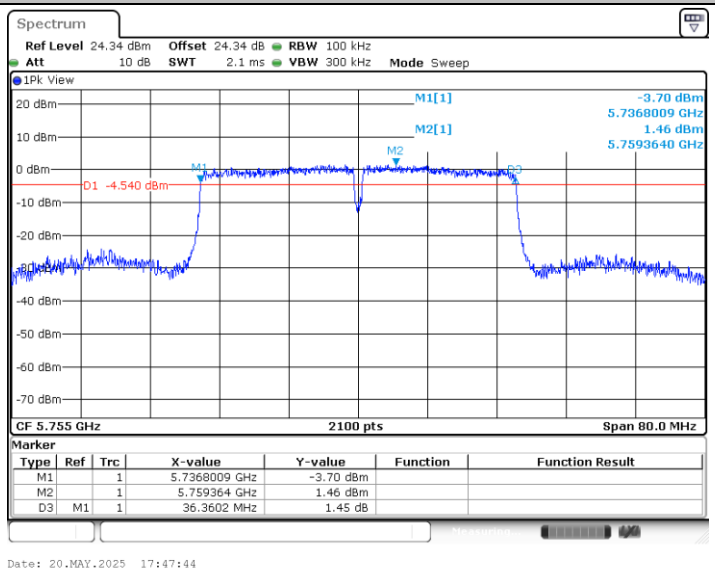

11N40SISO_5795

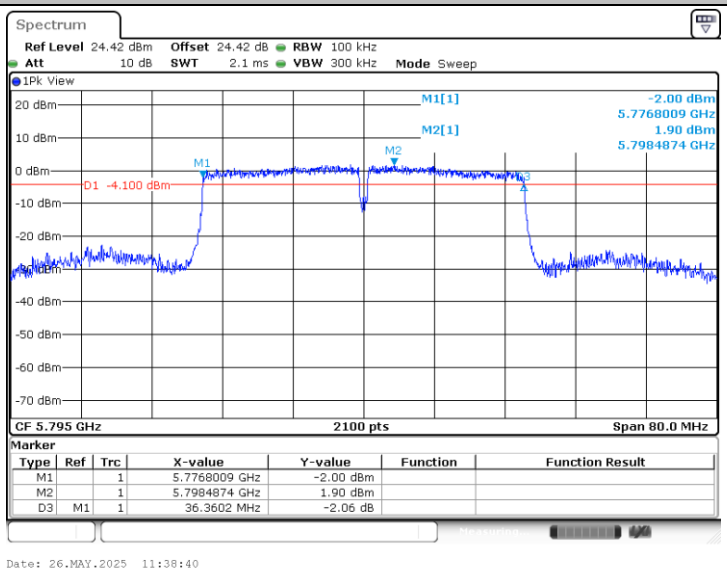

Maximum power spectral density

Test Result

TestMode	Antenna	Freq(MHz)	Result [dBm/MHz]	Limit[dBm/MHz]	Verdict
11A	Ant1	5180	8.01	≤11.00	PASS
		5220	7.47	≤11.00	PASS
		5240	7.49	≤11.00	PASS
		5260	7.3	≤11.00	PASS
		5300	7.57	≤11.00	PASS
		5320	7.29	≤11.00	PASS
		5500	6.81	≤11.00	PASS
		5580	6.52	≤11.00	PASS
		5700	6.65	≤11.00	PASS
		5720_UNII-2C	7.04	≤11.00	PASS
		5720_UNII-3	3.54	≤30.00	PASS
		5745	4.12	≤30.00	PASS
		5785	4.28	≤30.00	PASS
		5825	4.46	≤30.00	PASS
11N20SISO	Ant1	5180	7.64	≤11.00	PASS
		5220	7.26	≤11.00	PASS
		5240	7.62	≤11.00	PASS
		5260	7.2	≤11.00	PASS
		5300	6.94	≤11.00	PASS
		5320	7.13	≤11.00	PASS
		5500	6.81	≤11.00	PASS
		5580	6.32	≤11.00	PASS
		5700	6.68	≤11.00	PASS
		5720_UNII-2C	6.62	≤11.00	PASS
		5720_UNII-3	3.27	≤30.00	PASS
		5745	3.99	≤30.00	PASS
		5785	4.08	≤30.00	PASS
		5825	3.94	≤30.00	PASS
11N40SISO	Ant1	5190	4.68	≤11.00	PASS
		5230	4.52	≤11.00	PASS
		5270	4.7	≤11.00	PASS
		5310	4.6	≤11.00	PASS
		5510	4.53	≤11.00	PASS

		5550	4.29	≤11.00	PASS
		5670	4.16	≤11.00	PASS
		5710_UNII-2C	4.21	≤11.00	PASS
		5710_UNII-3	-0.28	≤30.00	PASS
		5755	1.19	≤30.00	PASS
		5795	1.39	≤30.00	PASS

Note：1.The Result and Limit Unit is dBm/500 kHz in the band 5.725–5.85 GHz.

2.The Duty Cycle Factor and is compensated in the graph.

Test Graphs

11A_Ant1_5180

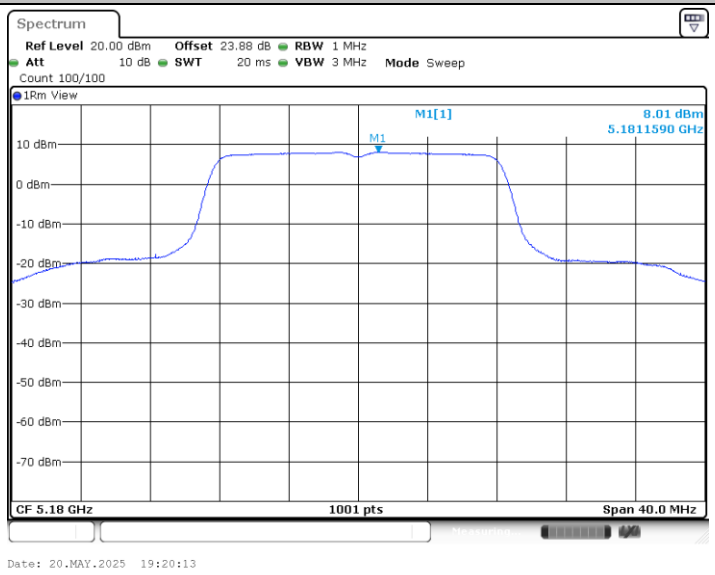

11A_Ant1_5220

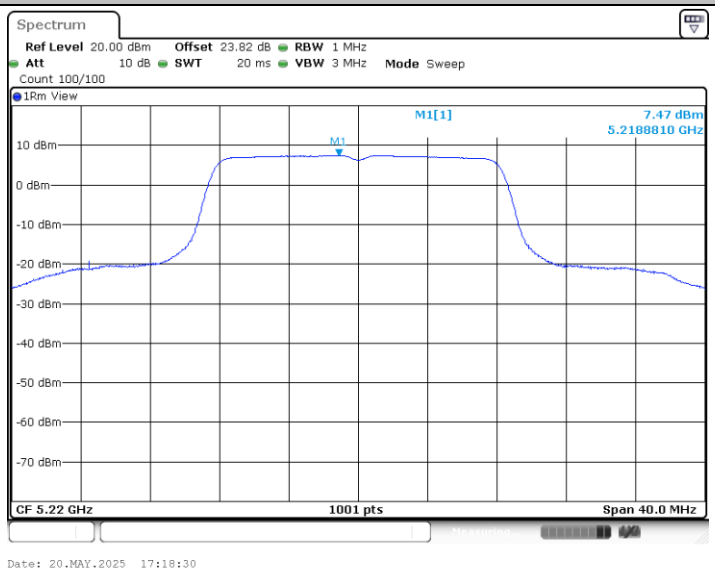

11A_Ant1_5240

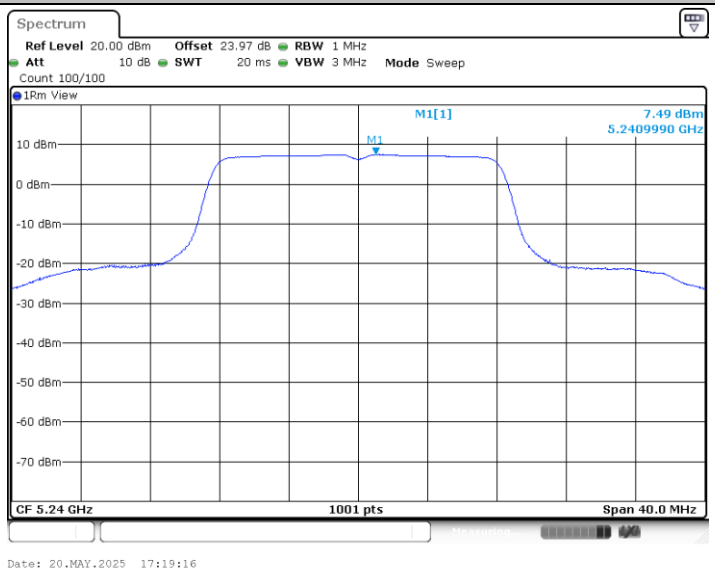

11A_Ant1_5260

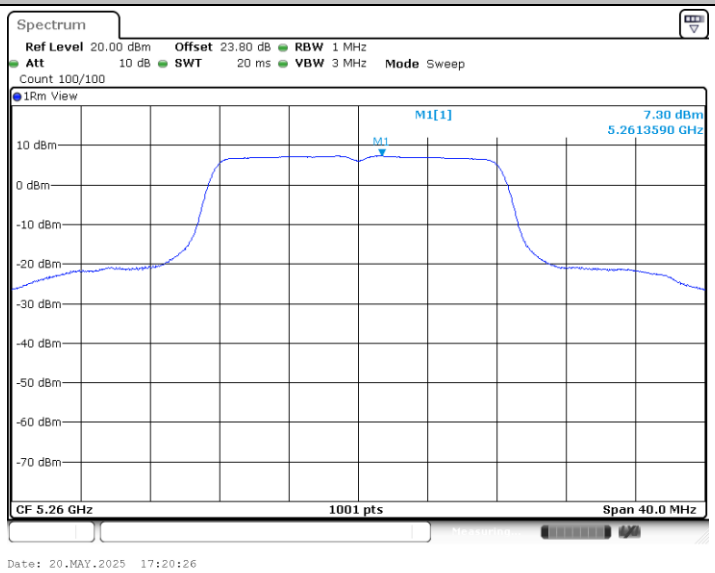

11A_Ant1_5300

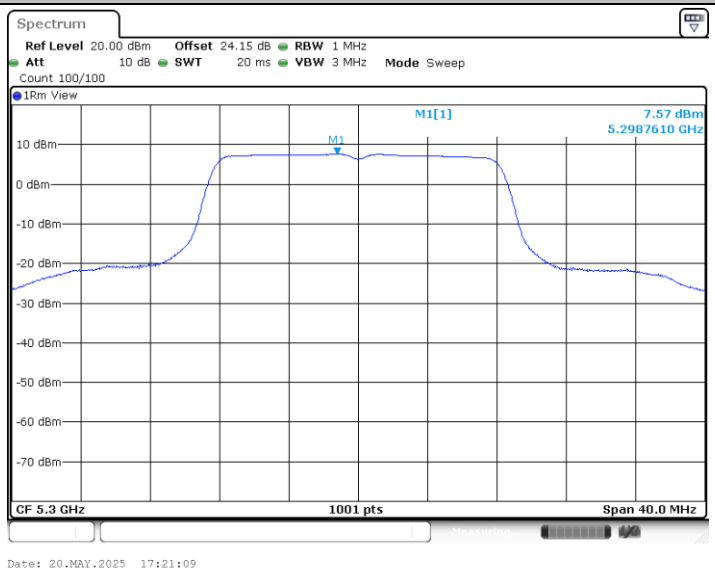

11A_Ant1_5320

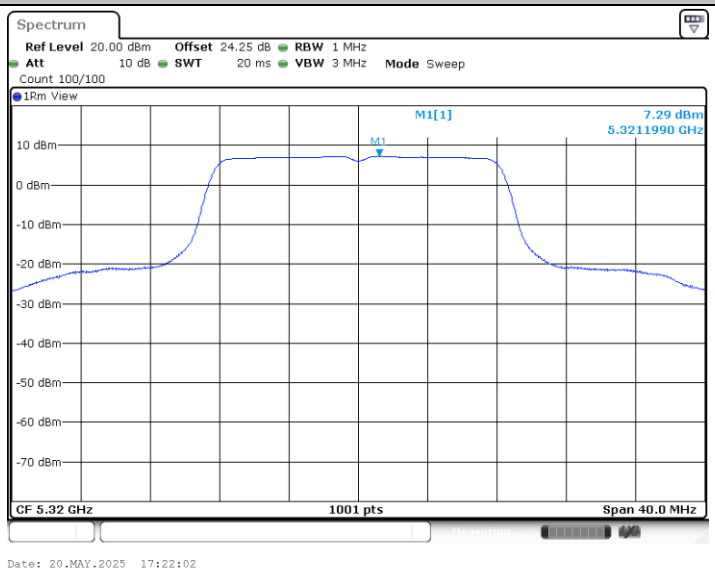

11A_Ant1_5500

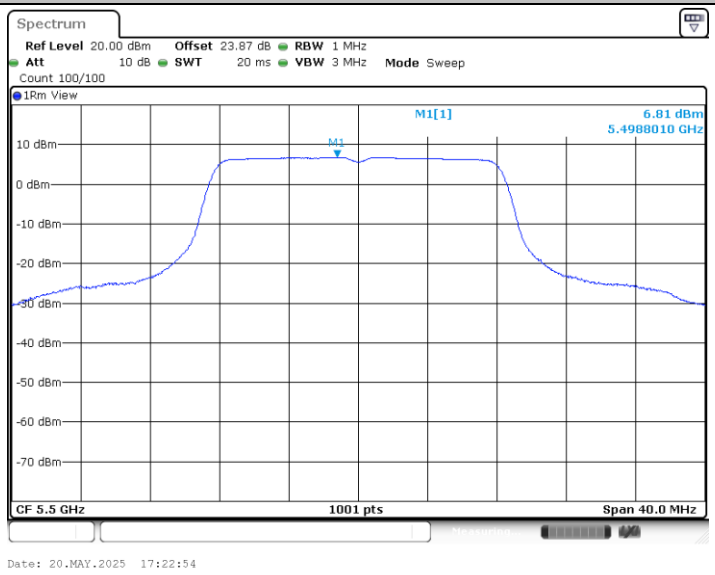

11A_Ant1_5580

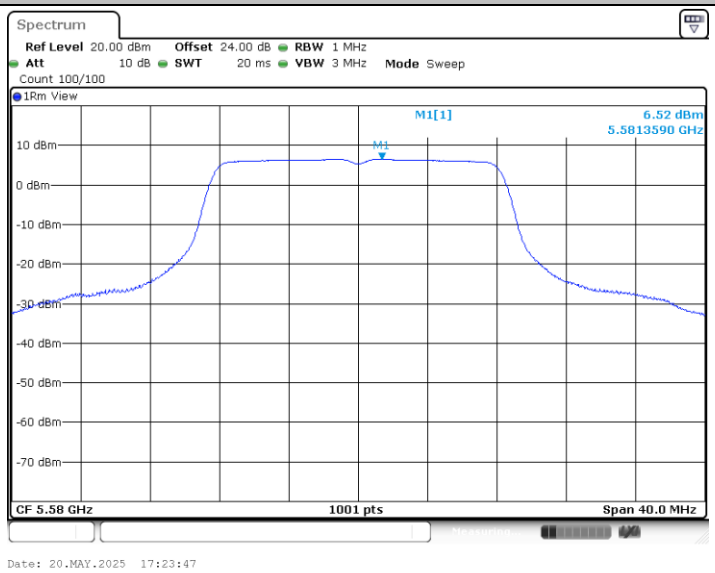

11A_Ant1_5700

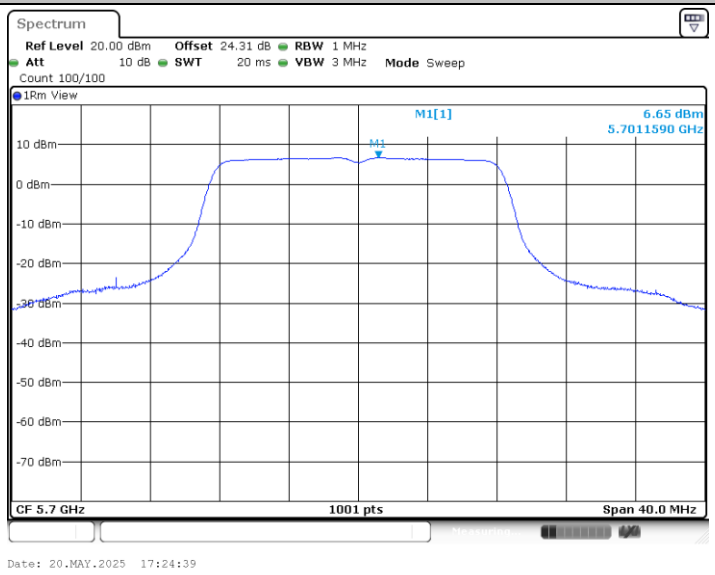

11A_Ant1_5720_UNII-2C

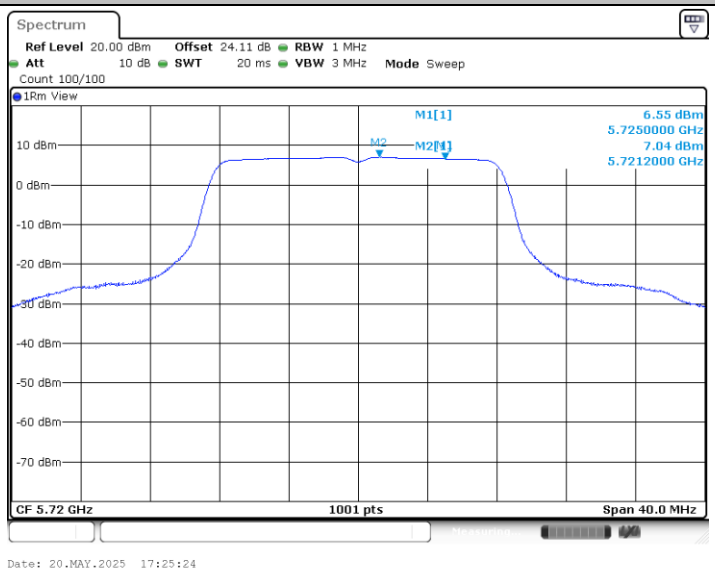

11A_Ant1_5720_UNII-3

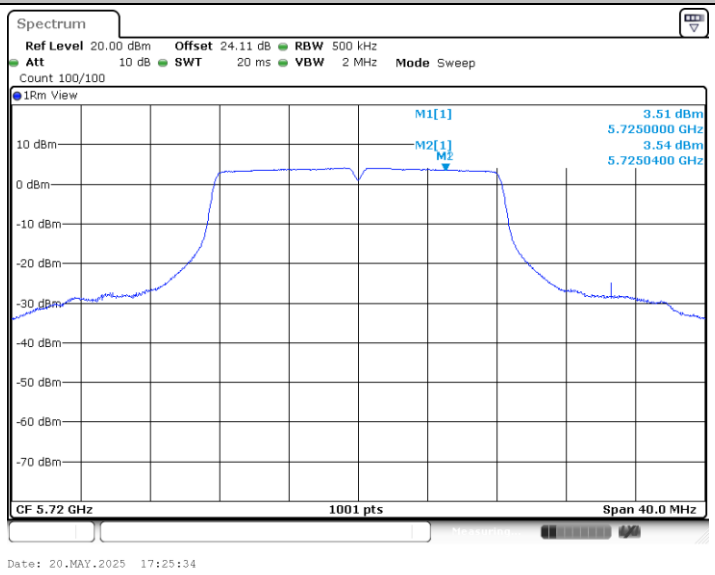

11A_Ant1_5745

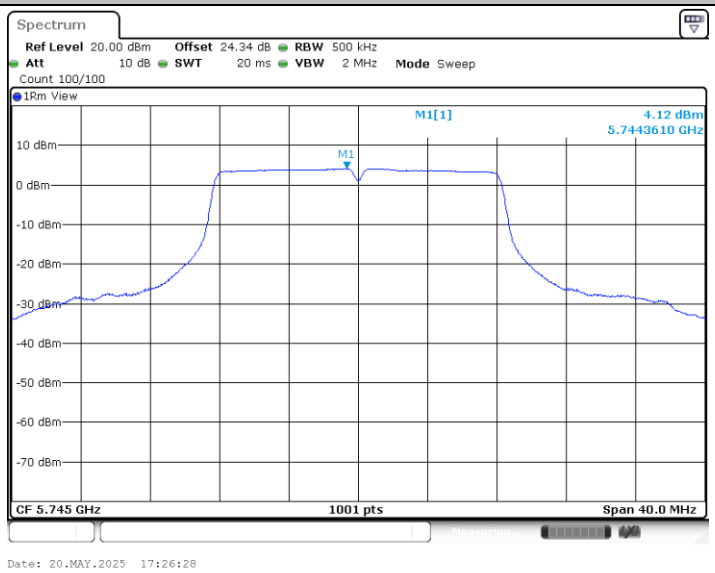

11A_Ant1_5785

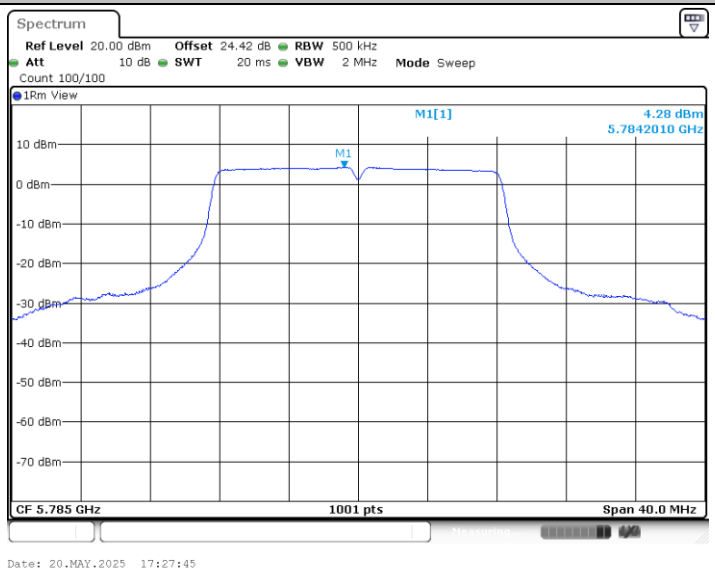

11A_Ant1_5825

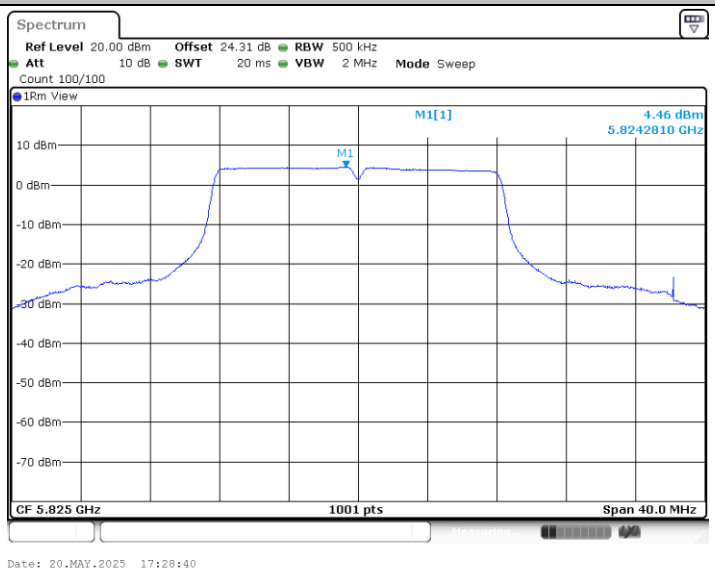

11N20SISO_Ant1_5180

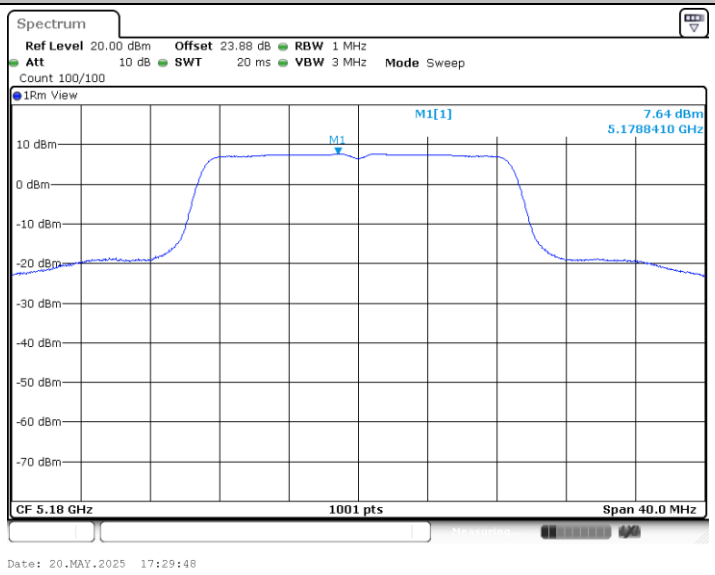

11N20SISO_Ant1_5220

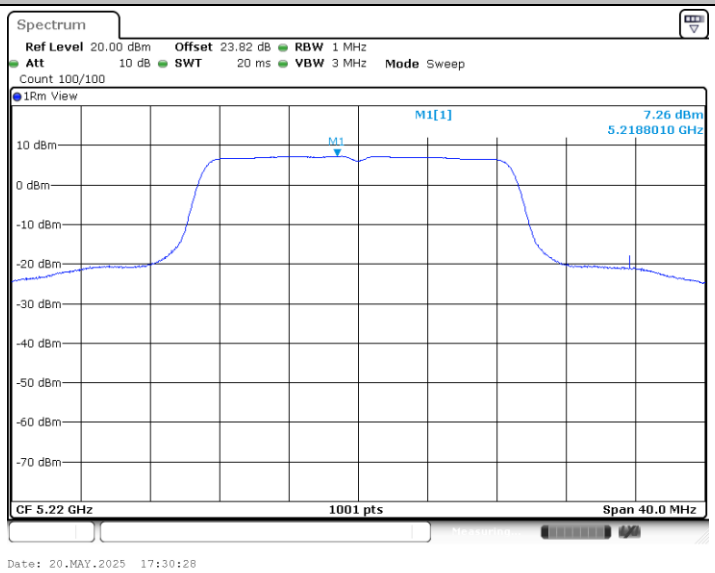

11N20SISO_Ant1_5240

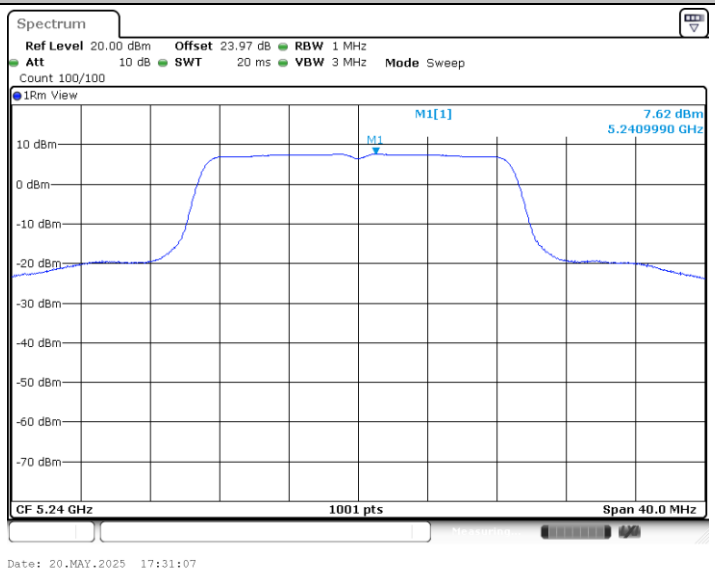

11N20SISO_Ant1_5260

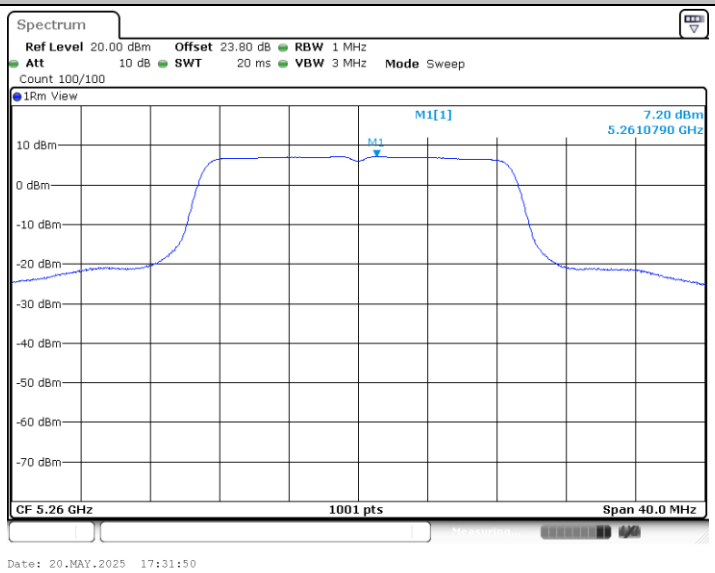

11N20SISO_Ant1_5300

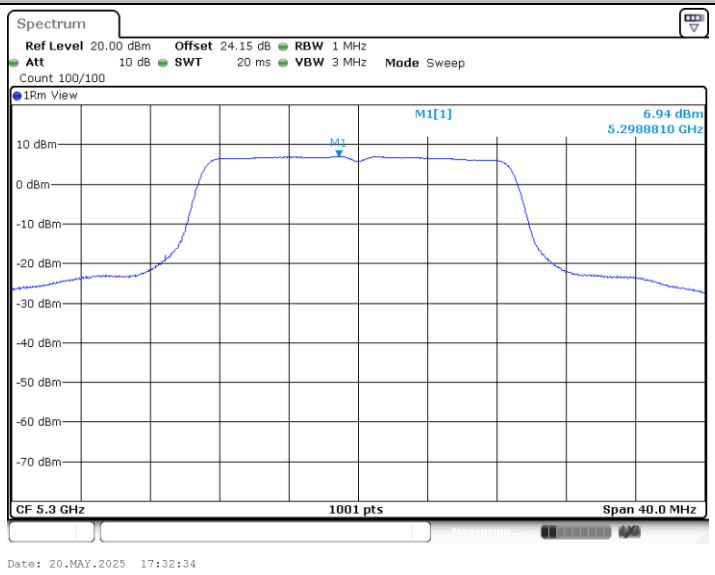

11N20SISO_Ant1_5320

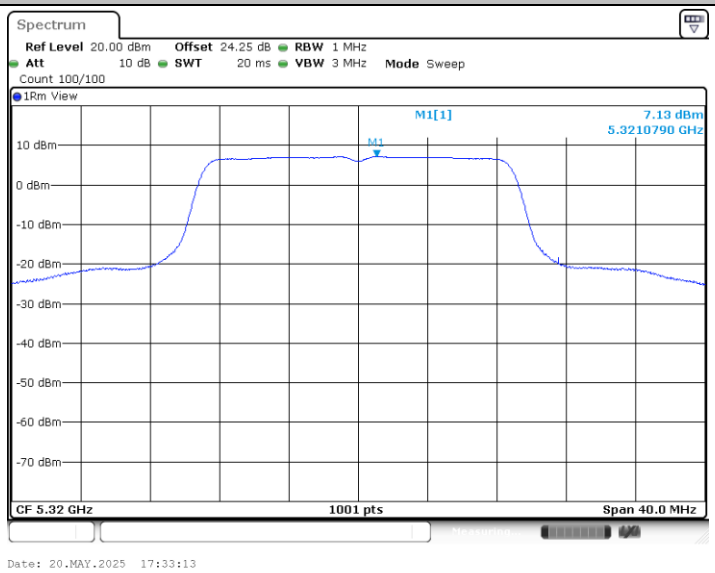

11N20SISO_Ant1_5500

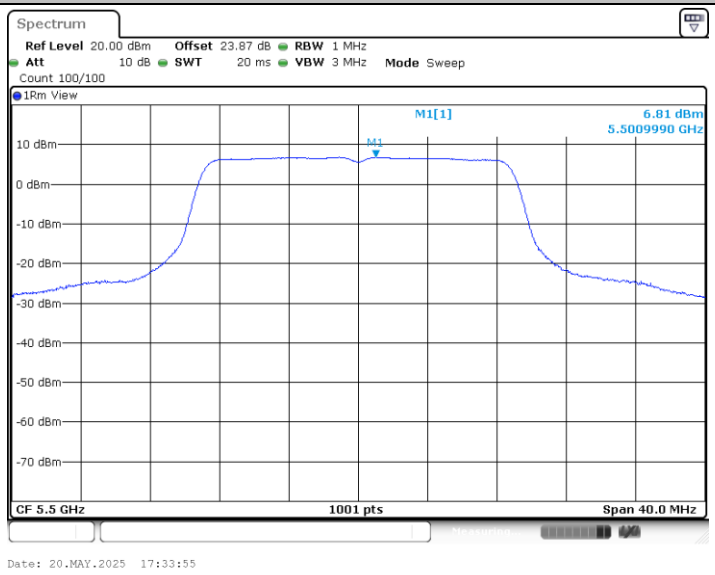

11N20SISO_Ant1_5580

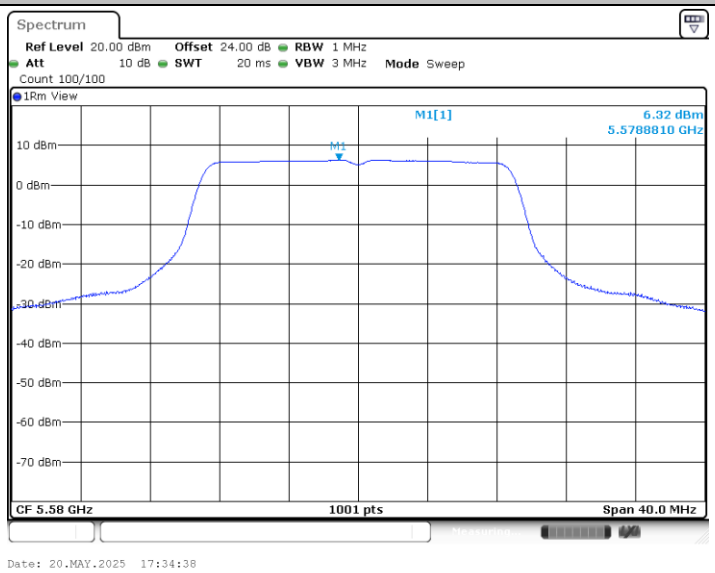

11N20SISO_Ant1_5700

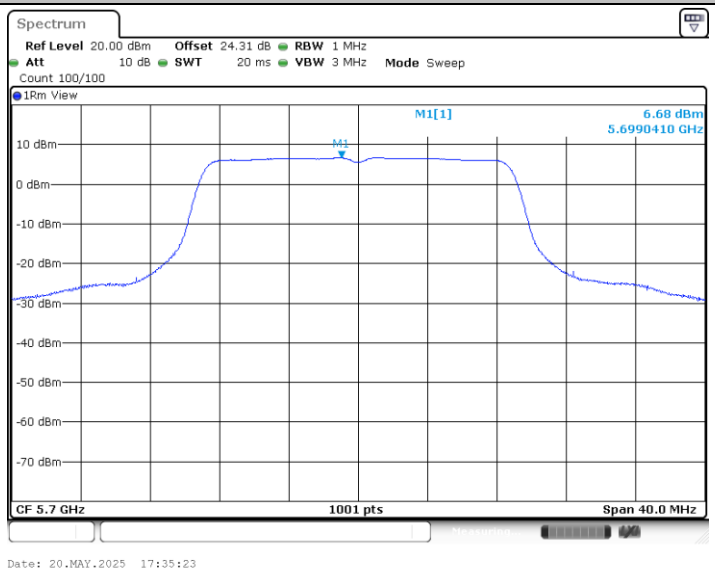

11N20SISO_Ant1_5720_UNII-2C

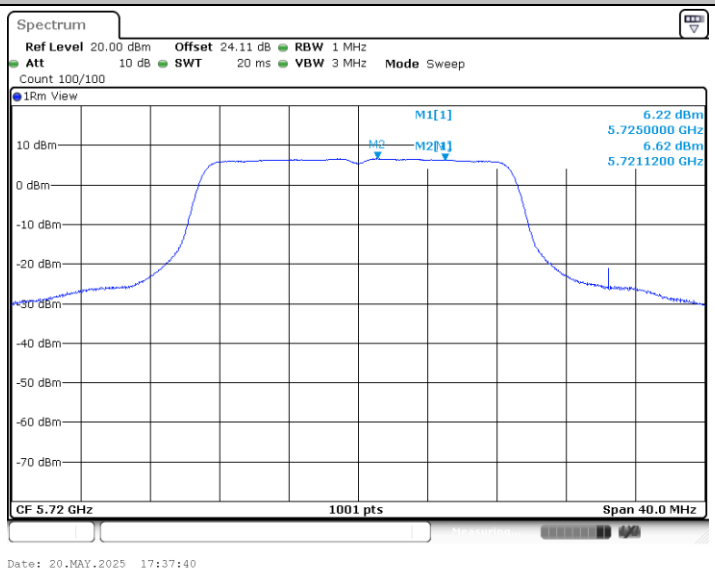

11N20SISO_Ant1_5720_UNII-3

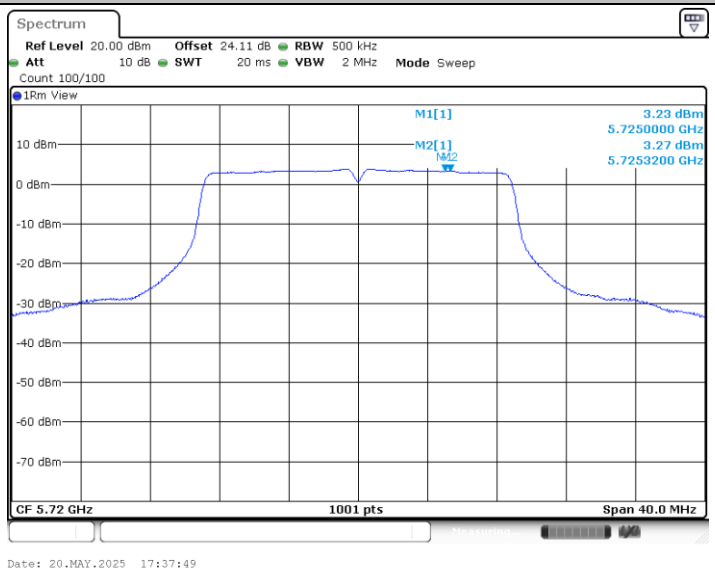

11N20SISO_Ant1_5745

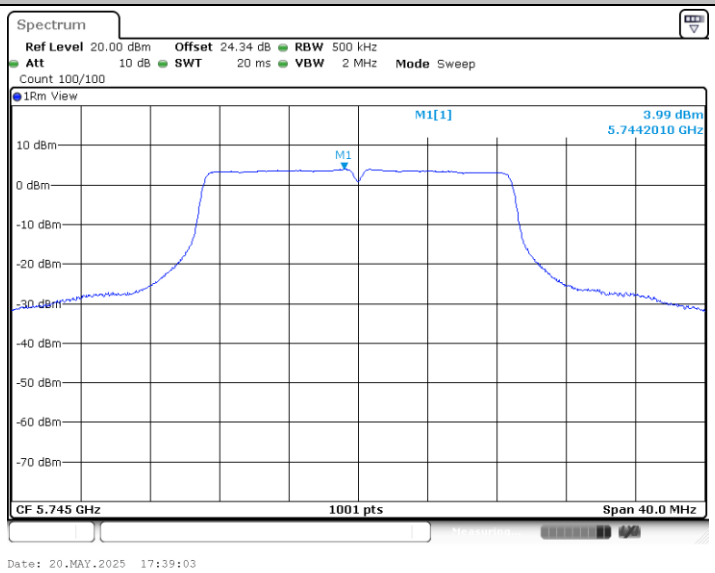

11N20SISO_Ant1_5785

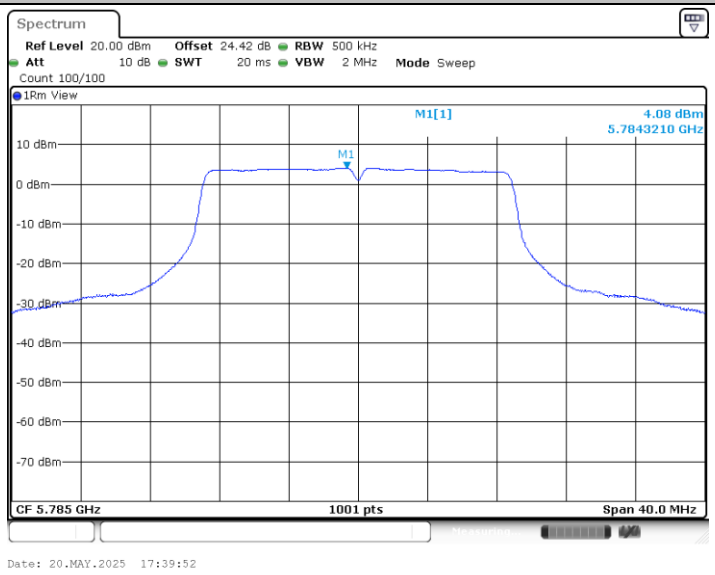

11N20SISO_Ant1_5825

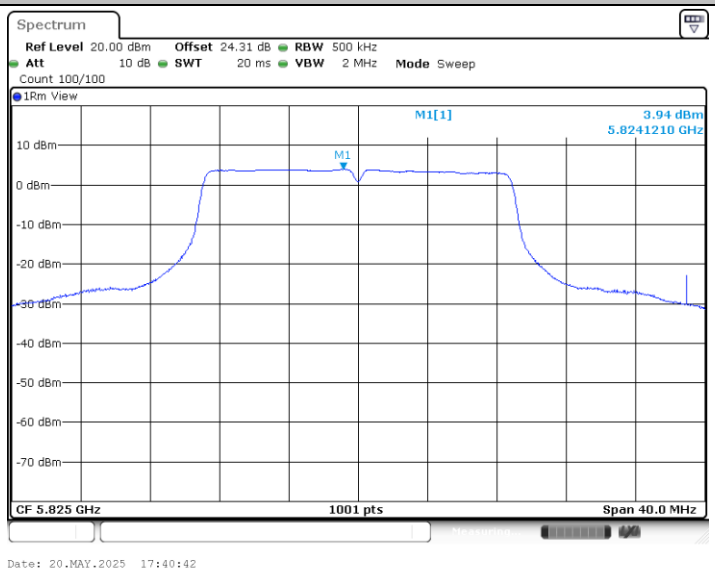

11N40SISO_Ant1_5190

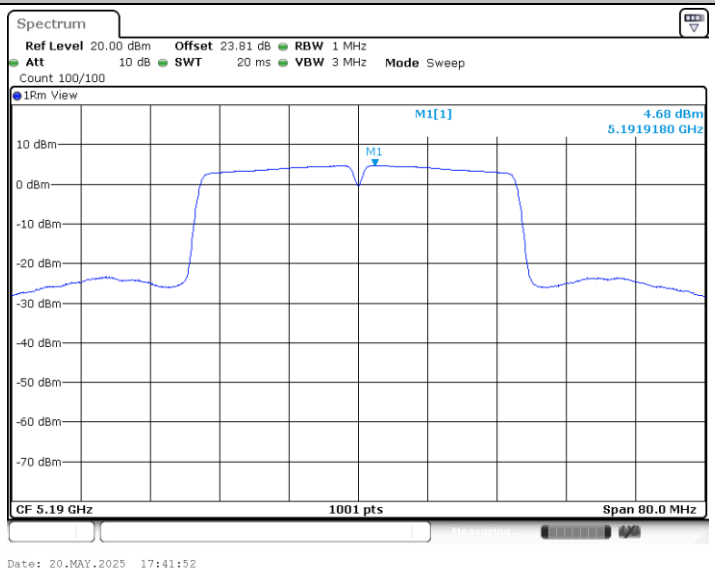

11N40SISO_Ant1_5230

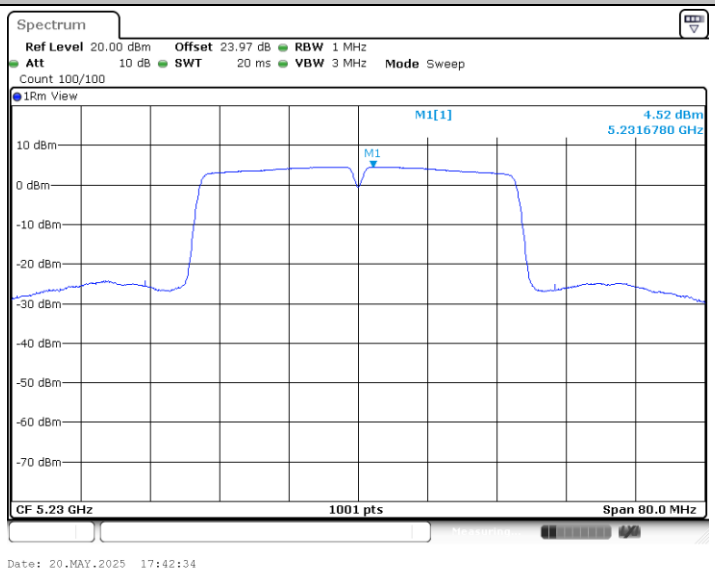

11N40SISO_Ant1_5270

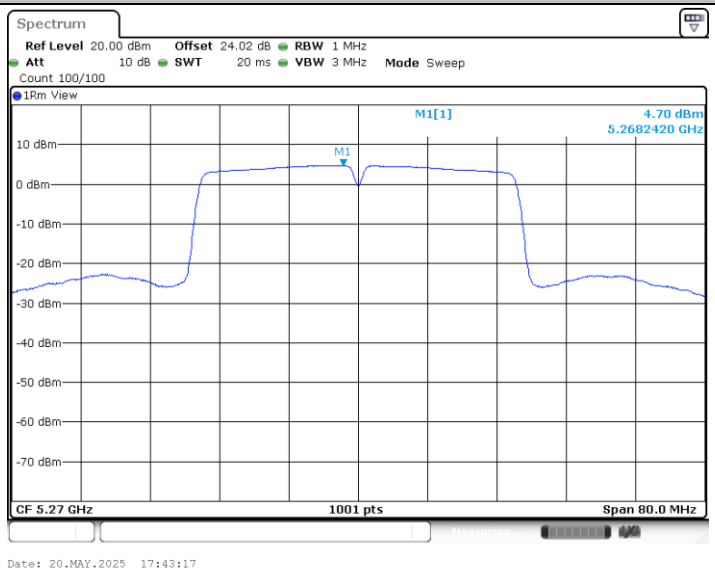

11N40SISO_Ant1_5310

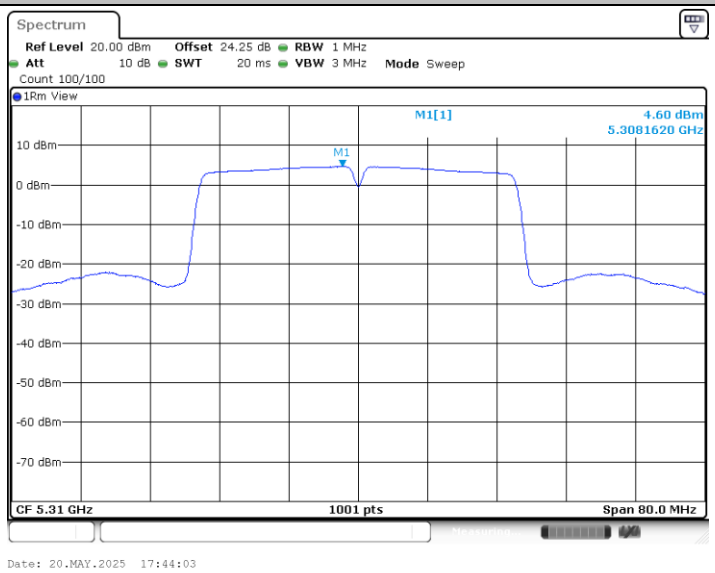

11N40SISO_Ant1_5510

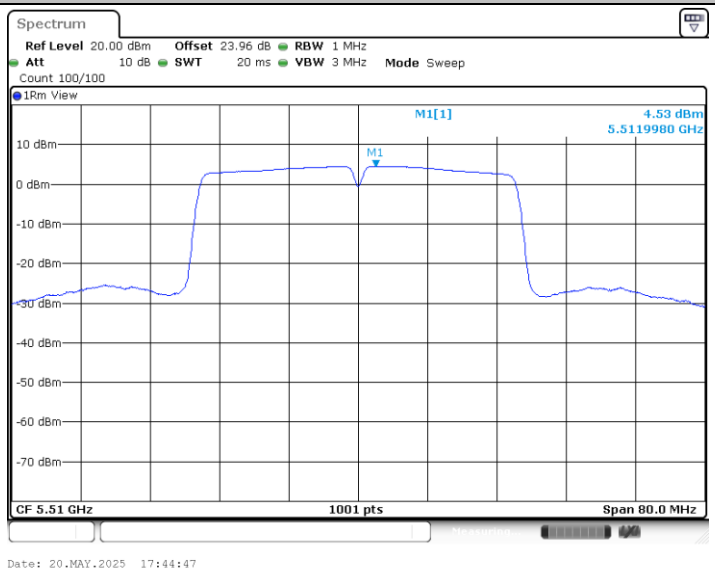

11N40SISO_Ant1_5550

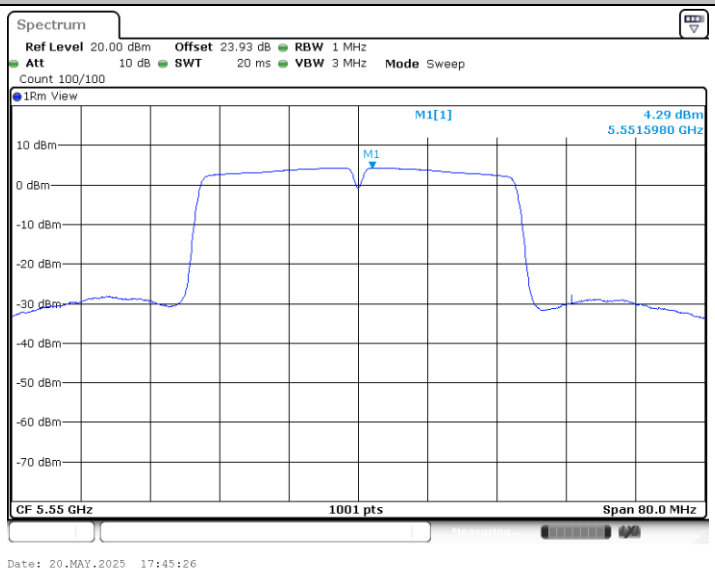

11N40SISO_Ant1_5670

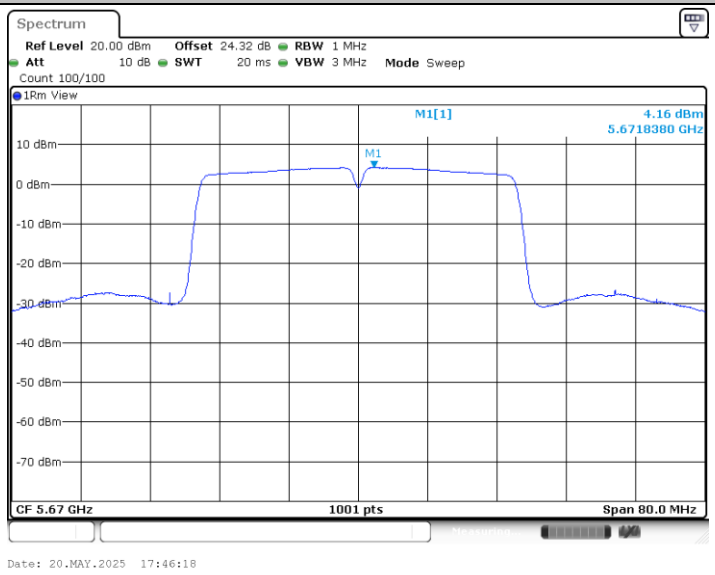

11N40SISO_Ant1_5710_UNII-2C

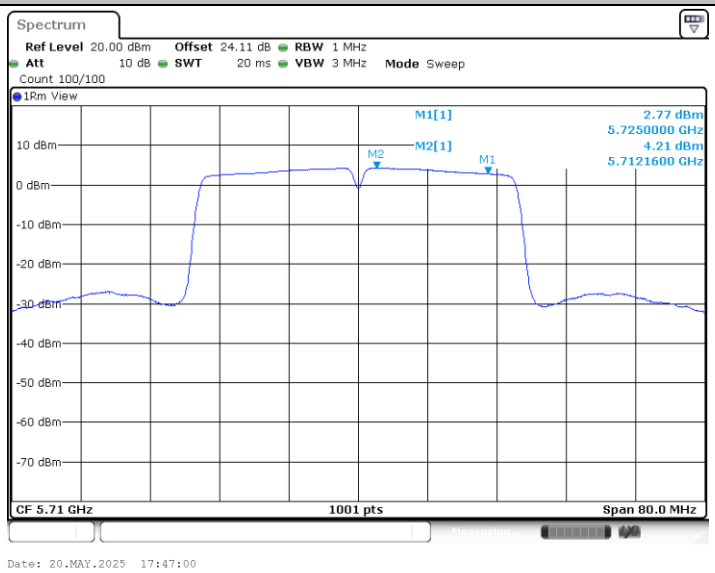

11N40SISO_Ant1_5710_UNII-3

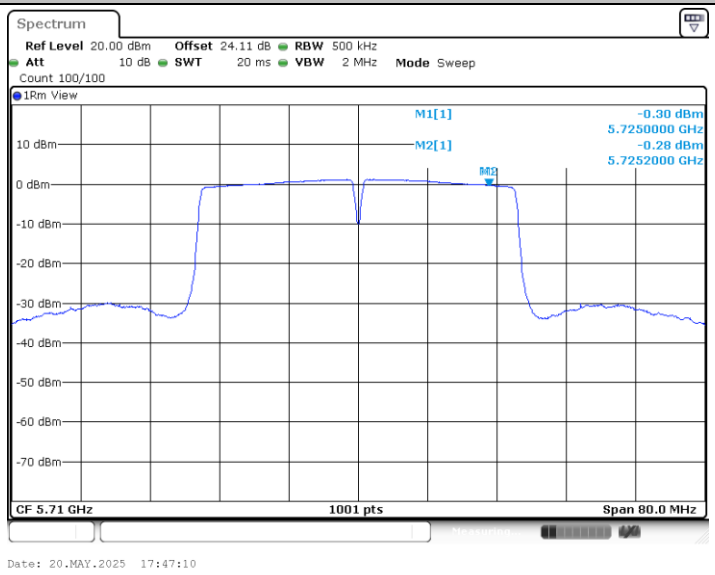

11N40SISO_Ant1_5755

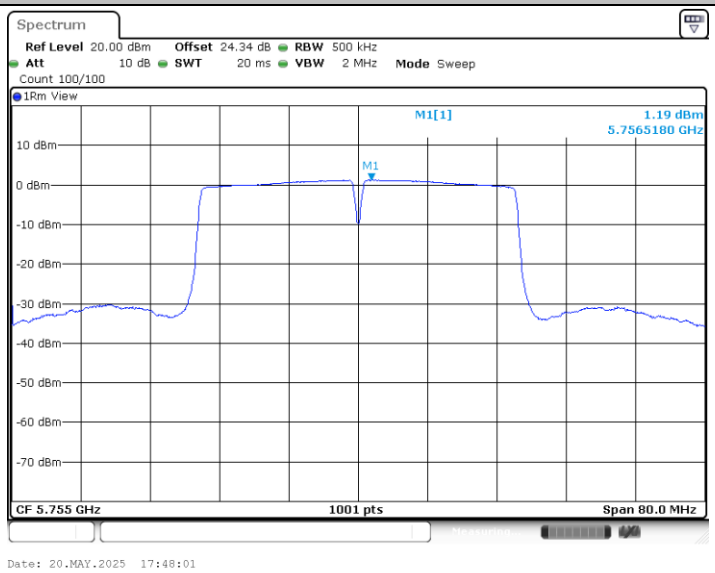

11N40SISO_Ant1_5795

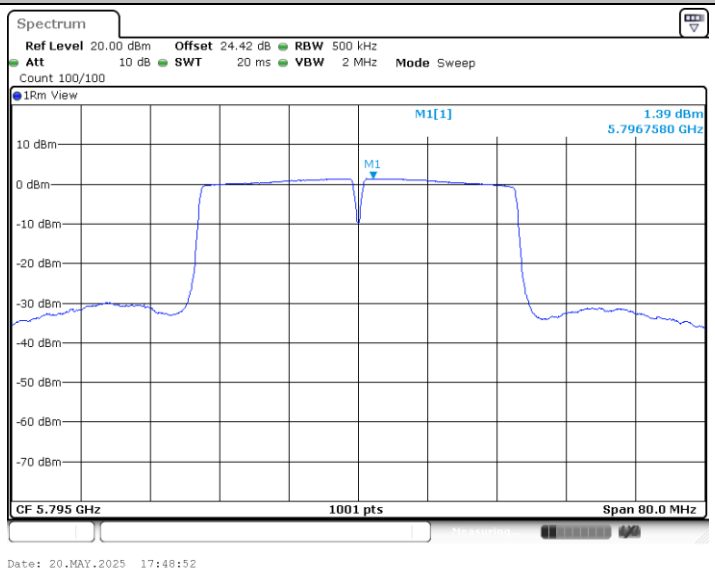

Appendix B. AC Conducted Emission Test Results

Test Engineer :	Amos Zhang	**Temperature :**	25.3 ~ 26.2℃
		Relative Humidity :	38 ~ 40%
Test Voltage :	120Vac / 60Hz	**Phase :**	Line
Remark :	All emissions not reported here are more than 10 dB below the prescribed limit.		

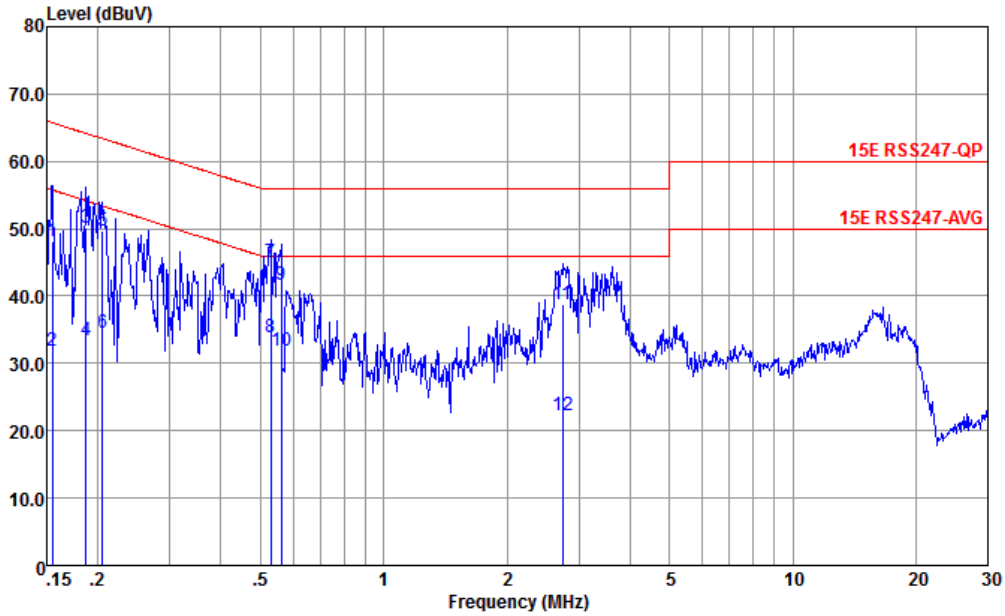

Site : CO01-KS
Condition : 15E RSS247-QP LISN-060105-L 2024 LINE

	Freq MHz	Level dBuV	Over Limit dB	Limit Line dBuV	Read Level dBuV	LISN Factor dB	Cable Loss dB	Remark
1	0.155	48.07	-17.67	65.74	37.50	0.12	10.45	QP
2	0.155	31.77	-23.97	55.74	21.20	0.12	10.45	Average
3	0.187	50.15	-14.00	64.15	39.60	0.09	10.46	QP
4	0.187	33.45	-20.70	54.15	22.90	0.09	10.46	Average
5	0.205	49.74	-13.66	63.40	39.20	0.08	10.46	QP
6	0.205	34.44	-18.96	53.40	23.90	0.08	10.46	Average
7 *	0.529	45.08	-10.92	56.00	34.80	-0.12	10.40	QP
8	0.529	33.88	-12.12	46.00	23.60	-0.12	10.40	Average
9	0.561	41.76	-14.24	56.00	31.49	-0.12	10.39	QP
10	0.561	31.86	-14.14	46.00	21.59	-0.12	10.39	Average
11	2.736	38.85	-17.15	56.00	28.79	-0.17	10.23	QP
12	2.736	22.25	-23.75	46.00	12.19	-0.17	10.23	Average

Test Engineer :	Amos Zhang	**Temperature :**	25.3 ~ 26.2℃
		Relative Humidity :	38 ~ 40%
Test Voltage :	120Vac / 60Hz	**Phase :**	Neutral
Remark :	All emissions not reported here are more than 10 dB below the prescribed limit.		

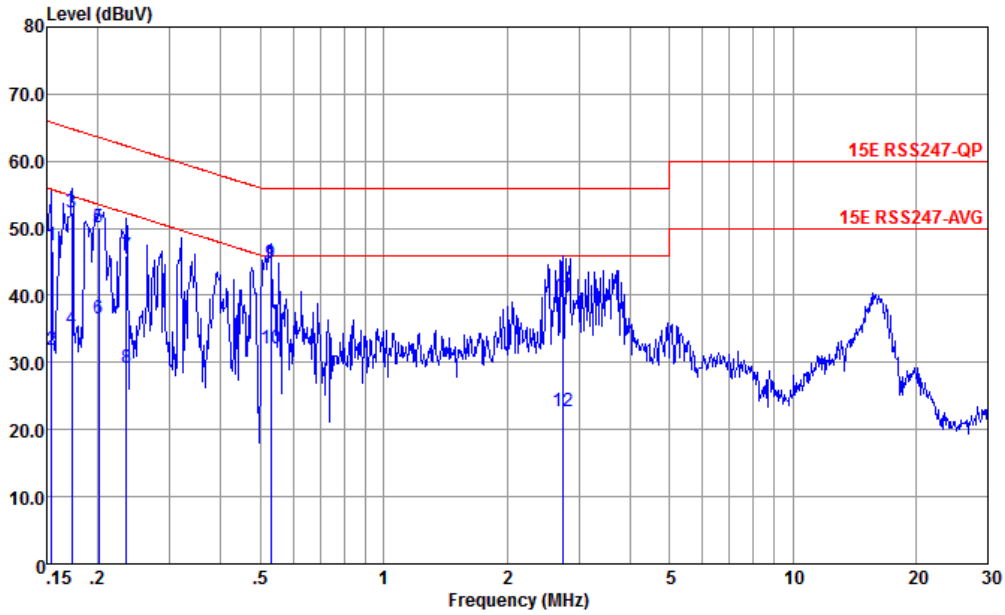

Site : CO01-KS
Condition : 15E RSS247-QP LISN-060105-N 2024 NEUTRAL

	Freq	Level	Over Limit	Limit Line	Read Level	LISN Factor	Cable Loss	Remark
	MHz	dBuV	dB	dBuV	dBuV	dB	dB	
1	0.154	47.47	-18.31	65.78	36.90	0.12	10.45	QP
2	0.154	31.77	-24.01	55.78	21.20	0.12	10.45	Average
3	0.173	52.38	-12.43	64.81	41.81	0.12	10.45	QP
4	0.173	34.88	-19.93	54.81	24.31	0.12	10.45	Average
5	0.201	50.19	-13.39	63.58	39.61	0.12	10.46	QP
6	0.201	36.49	-17.09	53.58	25.91	0.12	10.46	Average
7	0.235	46.00	-16.26	62.26	35.50	0.03	10.47	QP
8	0.235	29.30	-22.96	52.26	18.80	0.03	10.47	Average
9 *	0.529	44.75	-11.25	56.00	34.50	-0.15	10.40	QP
10	0.529	32.15	-13.85	46.00	21.90	-0.15	10.40	Average
11	2.750	39.92	-16.08	56.00	29.90	-0.21	10.23	QP
12	2.750	22.62	-23.38	46.00	12.60	-0.21	10.23	Average

Note:

1. Level(dBμV) = Read Level(dBμV) + LISN Factor(dB) + Cable Loss(dB)
2. Over Limit(dB) = Level(dBμV) – Limit Line(dBμV)

Appendix C. Radiated Spurious Emission

Test Engineer :	levi zhao	Relative Humidity :	41 ~ 42 ％
		Temperature :	22℃~23℃

Radiated Spurious Emission Test Modes

Mode	Band	Band (GHz)	Antenna	Modulation	Channel	Frequency	Data Rate	RU	Remark
Mode 1	U-NII-1	5.15-5.25	1	802.11a	36	5180	6Mbps	-	-
Mode 2	U-NII-1	5.15-5.25	1	802.11a	44	5220	6Mbps	-	-
Mode 3	U-NII-1	5.15-5.25	1	802.11a	48	5240	6Mbps	-	-
Mode 4	U-NII-2A	5.25-5.35	1	802.11a	52	5260	6Mbps	-	-
Mode 5	U-NII-2A	5.25-5.35	1	802.11a	60	5300	6Mbps	-	-
Mode 6	U-NII-2A	5.25-5.35	1	802.11a	64	5320	6Mbps	-	-
Mode 7	U-NII-2C	5.47-5.725	1	802.11a	100	5500	6Mbps	-	-
Mode 8	U-NII-2C	5.47-5.725	1	802.11a	116	5580	6Mbps	-	-
Mode 9	U-NII-2C	5.47-5.725	1	802.11a	140	5700	6Mbps	-	-
Mode 10	U-NII-1	5.15-5.25	1	802.11n HT20	36	5180	MCS0	-	-
Mode 11	U-NII-1	5.15-5.25	1	802.11n HT20	44	5220	MCS0	-	-
Mode 12	U-NII-1	5.15-5.25	1	802.11n HT20	48	5240	MCS0	-	-
Mode 13	U-NII-2A	5.25-5.35	1	802.11n HT20	52	5260	MCS0	-	-
Mode 14	U-NII-2A	5.25-5.35	1	802.11n HT20	60	5300	MCS0	-	-
Mode 15	U-NII-2A	5.25-5.35	1	802.11n HT20	64	5320	MCS0	-	-
Mode 16	U-NII-2C	5.47-5.725	1	802.11n HT20	100	5500	MCS0	-	-
Mode 17	U-NII-2C	5.47-5.725	1	802.11n HT20	116	5580	MCS0	-	-
Mode 18	U-NII-2C	5.47-5.725	1	802.11n HT20	140	5700	MCS0	-	-
Mode 19	U-NII-1	5.15-5.25	1	802.11n HT40	38	5190	MCS0	-	-
Mode 20	U-NII-1	5.15-5.25	1	802.11n HT40	46	5230	MCS0	-	-
Mode 21	U-NII-2A	5.25-5.35	1	802.11n HT40	54	5270	MCS0	-	-
Mode 22	U-NII-2A	5.25-5.35	1	802.11n HT40	62	5310	MCS0	-	-
Mode 23	U-NII-2C	5.47-5.725	1	802.11n HT40	102	5510	MCS0	-	-
Mode 24	U-NII-2C	5.47-5.725	1	802.11n HT40	110	5550	MCS0	-	-
Mode 25	U-NII-2C	5.47-5.725	1	802.11n HT40	134	5670	MCS0	-	-
Mode 26	U-NII-3	5.725-5.85	1	802.11a	149	5745	6Mbps	-	-
Mode 27	U-NII-3	5.725-5.85	1	802.11a	157	5785	6Mbps	-	-
Mode 28	U-NII-3	5.725-5.85	1	802.11a	165	5825	6Mbps	-	-
Mode 29	U-NII-3	5.725-5.85	1	802.11n HT20	149	5745	MCS0	-	-
Mode 30	U-NII-3	5.725-5.85	1	802.11n HT20	157	5785	MCS0	-	-
Mode 31	U-NII-3	5.725-5.85	1	802.11n HT20	165	5825	MCS0	-	-
Mode 32	U-NII-3	5.725-5.85	1	802.11n HT40	151	5755	MCS0	-	-
Mode 33	U-NII-3	5.725-5.85	1	802.11n HT40	159	5795	MCS0	-	-
Mode 34	U-NII-2C	5.47-5.85	1	802.11a	144	5720	6Mbps	-	-
Mode 35	U-NII-2C	5.47-5.85	1	802.11n HT20	144	5720	MCS0	-	-
Mode 36	U-NII-2C	5.47-5.85	1	802.11n HT40	142	5710	MCS0	-	-

Summary of each worse mode

Mode	Modulation	Ch.	Freq. (MHz)	Level (dBuV/m)	Limit (dBuV/m)	Margin (dB)	Pol.	Peak Avg.	Result	Remark
1	802.11a	36	5150.00	43.47	54.00	-10.53	H	AVERAGE	Pass	Band Edge
1	802.11a	36	15540.00	51.77	54.00	-2.23	V	AVERAGE	Pass	Harmonic
2	802.11a	44	-	-	-	-	-	-	-	Band Edge
2	802.11a	44	15660.00	51.36	54.00	-2.64	V	AVERAGE	Pass	Harmonic
3	802.11a	48	-	-	-	-	-	-	-	Band Edge
3	802.11a	48	15720.00	51.48	54.00	-2.52	V	AVERAGE	Pass	Harmonic
4	802.11a	52	-	-	-	-	-	-	-	Band Edge
4	802.11a	52	15780.00	51.74	54.00	-2.26	V	AVERAGE	Pass	Harmonic
5	802.11a	60	-	-	-	-	-	-	-	Band Edge
5	802.11a	60	15900.00	51.23	54.00	-2.77	V	AVERAGE	Pass	Harmonic
6	802.11a	64	5350.00	40.07	54.00	-13.93	H	AVERAGE	Pass	Band Edge
6	802.11a	64	15960.00	51.08	54.00	-2.92	V	AVERAGE	Pass	Harmonic
7	802.11a	100	5459.44	36.81	54.00	-17.19	H	AVERAGE	Pass	Band Edge
7	802.11a	100	16500.00	62.93	68.20	-5.27	H	PEAK	Pass	Harmonic
8	802.11a	116	-	-	-	-	-	-	-	Band Edge
8	802.11a	116	16740.00	61.99	68.20	-6.21	H	PEAK	Pass	Harmonic
9	802.11a	140	5725.88	57.63	68.20	-10.57	H	PEAK	Pass	Band Edge
9	802.11a	140	17100.00	61.96	68.20	-6.24	H	PEAK	Pass	Harmonic
10	802.11n HT20	36	5150.00	44.58	54.00	-9.42	H	AVERAGE	Pass	Band Edge
10	802.11n HT20	36	15540.00	51.98	54.00	-2.02	H	AVERAGE	Pass	Harmonic
11	802.11n HT20	44	-	-	-	-	-	-	-	Band Edge
11	802.11n HT20	44	15660.00	51.54	54.00	-2.46	V	AVERAGE	Pass	Harmonic
12	802.11n HT20	48	-	-	-	-	-	-	-	Band Edge
12	802.11n HT20	48	15720.00	51.26	54.00	-2.74	V	AVERAGE	Pass	Harmonic
13	802.11n HT20	52	-	-	-	-	-	-	-	Band Edge
13	802.11n HT20	52	15780.00	51.19	54.00	-2.81	V	AVERAGE	Pass	Harmonic
14	802.11n HT20	60	-	-	-	-	-	-	-	Band Edge
14	802.11n HT20	60	15900.00	51.39	54.00	-2.61	V	AVERAGE	Pass	Harmonic
15	802.11n HT20	64	5350.00	40.17	54.00	-13.83	H	AVERAGE	Pass	Band Edge
15	802.11n HT20	64	15960.00	51.74	54.00	-2.26	V	AVERAGE	Pass	Harmonic
16	802.11n HT20	100	5468.08	53.02	68.20	-15.18	H	PEAK	Pass	Band Edge
16	802.11n HT20	100	16500.00	66.10	68.20	-2.10	V	PEAK	Pass	Harmonic
17	802.11n HT20	116	-	-	-	-	-	-	-	Band Edge
17	802.11n HT20	116	16740.00	62.62	68.20	-5.58	H	PEAK	Pass	Harmonic
18	802.11n HT20	140	5725.48	61.52	68.20	-6.68	H	PEAK	Pass	Band Edge
18	802.11n HT20	140	17100.00	62.99	68.20	-5.21	H	PEAK	Pass	Harmonic

Mode	Modulation	Ch.	Freq. (MHz)	Level (dBuV/m)	Limit (dBuV/m)	Margin (dB)	Pol.	Peak Avg.	Result	Remark
19	802.11n HT40	38	5149.92	51.28	54.00	-2.72	H	AVERAGE	Pass	Band Edge
19	802.11n HT40	38	15570.00	46.43	54.00	-7.57	V	AVERAGE	Pass	Harmonic
20	802.11n HT40	46	5149.92	38.90	54.00	-15.10	H	AVERAGE	Pass	Band Edge
20	802.11n HT40	46	15690.00	50.91	54.00	-3.09	V	AVERAGE	Pass	Harmonic
21	802.11n HT40	54	-	-	-	-	-	-	-	Band Edge
21	802.11n HT40	54	15810.00	50.64	54.00	-3.36	V	AVERAGE	Pass	Harmonic
22	802.11n HT40	62	5350.00	46.05	54.00	-7.95	H	AVERAGE	Pass	Band Edge
22	802.11n HT40	62	15930.00	50.26	54.00	-3.74	V	AVERAGE	Pass	Harmonic
23	802.11n HT40	102	5363.76	41.47	54.00	-12.53	V	AVERAGE	Pass	Band Edge
23	802.11n HT40	102	16530.00	60.66	68.20	-7.54	V	PEAK	Pass	Harmonic
24	802.11n HT40	110	-	-	-	-	-	-	-	Band Edge
24	802.11n HT40	110	16650.00	59.81	68.20	-8.39	H	PEAK	Pass	Harmonic
25	802.11n HT40	134	5725.24	57.38	68.20	-10.82	H	PEAK	Pass	Band Edge
25	802.11n HT40	134	17010.00	60.50	68.20	-7.70	H	PEAK	Pass	Harmonic
26	802.11a	149	5605.20	48.90	68.20	-19.30	V	PEAK	Pass	Band Edge
26	802.11a	149	17235.00	61.54	68.20	-6.66	H	PEAK	Pass	Harmonic
27	802.11a	157	-	-	-	-	-	-	-	Band Edge
27	802.11a	157	11570.00	43.72	54.00	-10.28	H	AVERAGE	Pass	Harmonic
28	802.11a	165	5980.00	49.42	68.20	-18.78	H	PEAK	Pass	Band Edge
28	802.11a	165	11650.00	44.49	54.00	-9.51	H	AVERAGE	Pass	Harmonic
29	802.11n HT20	149	5648.40	49.51	68.20	-18.69	H	PEAK	Pass	Band Edge
29	802.11n HT20	149	17235.00	63.30	68.20	-4.90	H	PEAK	Pass	Harmonic
30	802.11n HT20	157	-	-	-	-	-	-	-	Band Edge
30	802.11n HT20	157	17355.00	60.57	68.20	-7.63	H	PEAK	Pass	Harmonic
31	802.11n HT20	165	5934.40	51.48	68.20	-16.72	V	PEAK	Pass	Band Edge
31	802.11n HT20	165	17475.00	59.60	68.20	-8.60	V	PEAK	Pass	Harmonic
32	802.11n HT40	151	5934.99	52.36	68.20	-15.84	V	PEAK	Pass	Band Edge
32	802.11n HT40	151	17265.00	58.41	68.20	-9.79	H	PEAK	Pass	Harmonic
33	802.11n HT40	159	5930.80	52.14	68.20	-16.06	H	PEAK	Pass	Band Edge
33	802.11n HT40	159	17385.00	53.01	68.20	-15.19	V	PEAK	Pass	Harmonic
34	802.11a	144	-	-	-	-	-	-	-	Band Edge
34	802.11a	144	17160.00	61.71	68.20	-6.49	H	PEAK	Pass	Harmonic
35	802.11n HT20	144	-	-	-	-	-	-	-	Band Edge
35	802.11n HT20	144	11440.00	43.12	54.00	-10.88	H	AVERAGE	Pass	Harmonic
36	802.11n HT40	142	-	-	-	-	-	-	-	Band Edge
36	802.11n HT40	142	11424.93	43.13	54.00	-10.87	H	Average	Pass	Harmonic

Mode	1	
	Band Edge	
	U-NII-1_5.15-5.25_802.11a_CH36_5180MHz	
ANT	1	
Pol.	Horizontal	Fundamental
Peak	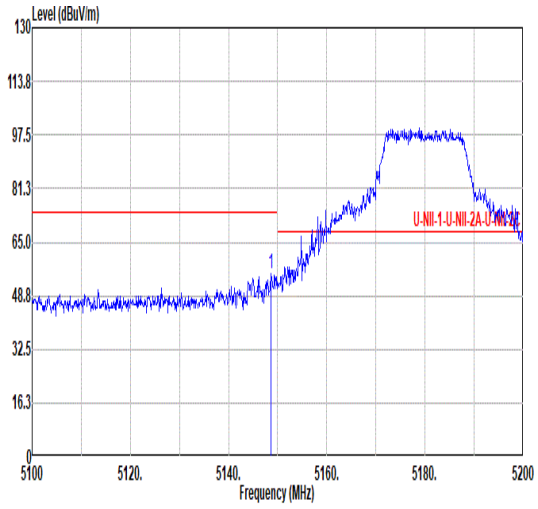 Freq Level Limit Line Over Limit Read Level Ant Factor Cable Loss Preamp Factor Aux Factor APos TPos Remark MHz dBuV/m dBuV/m dB dBuV dB/m dB dB dB cm deg 1 5148.60 55.36 74.00 -18.64 47.53 34.61 10.65 37.43 0.00 100 313 PEAK	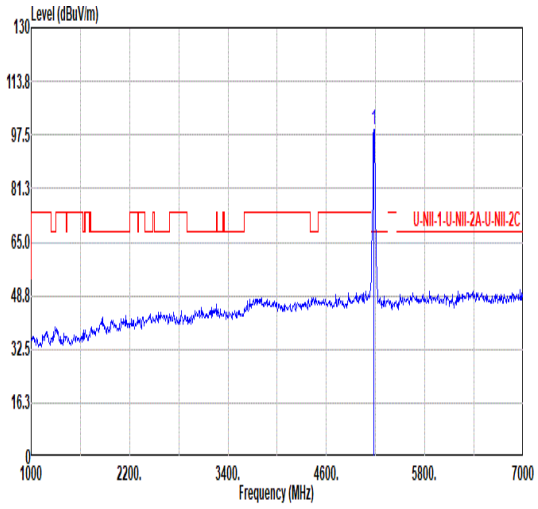 Freq Level Limit Line Over Limit Read Level Ant Factor Cable Loss Preamp Factor Aux Factor APos TPos Remark MHz dBuV/m dBuV/m dB dBuV dB/m dB dB dB cm deg 1 5180.00 99.21 ------ ------ 91.25 34.68 10.70 37.42 0.00 100 313 PEAK
Avg	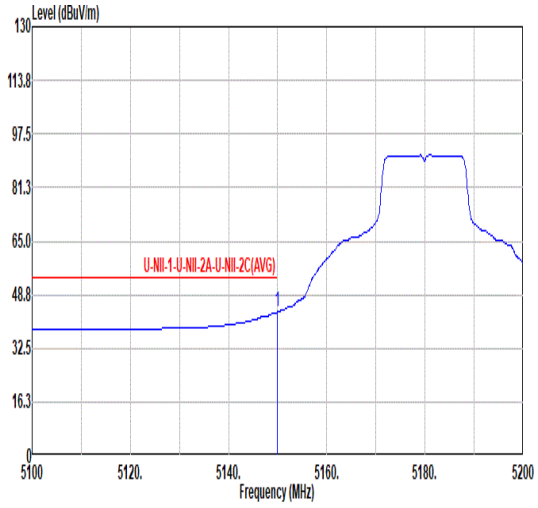 Freq Level Limit Line Over Limit Read Level Ant Factor Cable Loss Preamp Factor Aux Factor APos TPos Remark MHz dBuV/m dBuV/m dB dBuV dB/m dB dB dB cm deg 1 5150.00 43.47 54.00 -10.53 35.65 34.60 10.65 37.43 0.00 100 313 AVERAGE	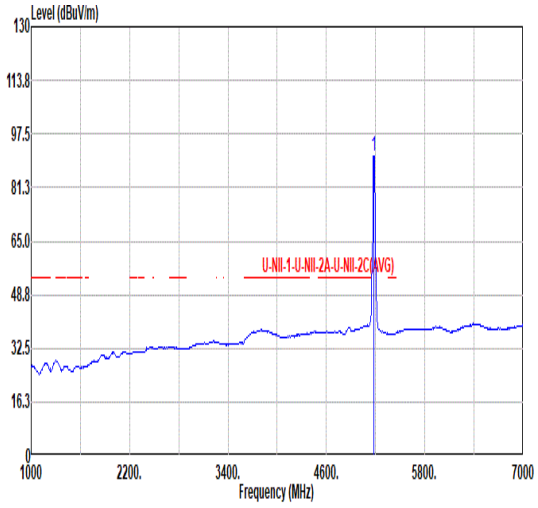 Freq Level Limit Line Over Limit Read Level Ant Factor Cable Loss Preamp Factor Aux Factor APos TPos Remark MHz dBuV/m dBuV/m dB dBuV dB/m dB dB dB cm deg 1 5180.00 90.98 ------ ------ 83.05 34.66 10.69 37.42 0.00 100 313 AVERAGE

Mode	1	
	Band Edge	
	U-NII-1_5.15-5.25_802.11a_CH36_5180MHz	
ANT	1	
Pol.	Vertical	Fundamental
Peak	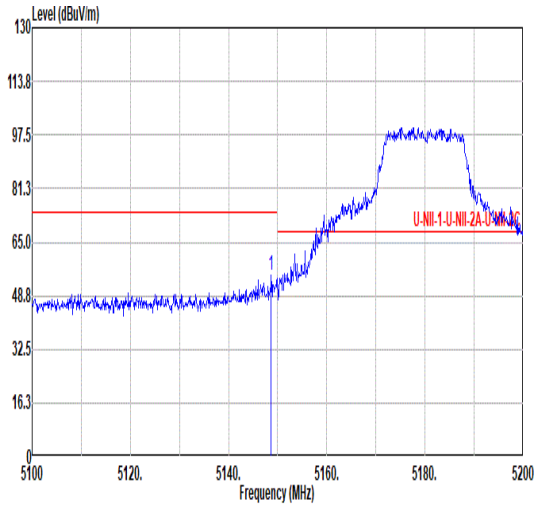 Freq Level Limit Line Over Limit Read Level Ant Factor Cable Loss Preamp Factor Aux Factor APos TPos Remark MHz dBuV/m dBuV/m dB dBuV dB/m dB dB dB cm deg 1 5148.70 55.01 74.00 -18.99 47.18 34.61 10.65 37.43 0.00 398 276 PEAK	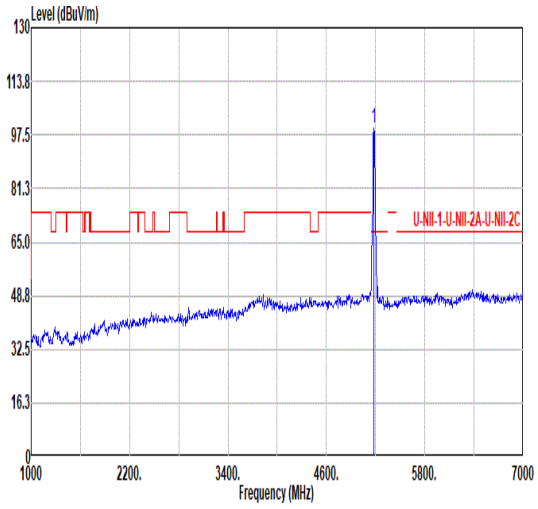 Freq Level Limit Line Over Limit Read Level Ant Factor Cable Loss Preamp Factor Aux Factor APos TPos Remark MHz dBuV/m dBuV/m dB dBuV dB/m dB dB dB cm deg 1 5180.00 99.69 ------ ------ 91.76 34.66 10.69 37.42 0.00 398 276 PEAK
Avg	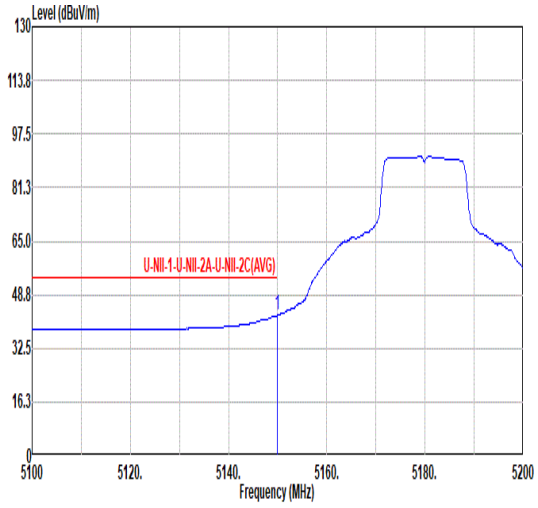 Freq Level Limit Line Over Limit Read Level Ant Factor Cable Loss Preamp Factor Aux Factor APos TPos Remark MHz dBuV/m dBuV/m dB dBuV dB/m dB dB dB cm deg 1 5150.00 42.51 54.00 -11.49 34.69 34.60 10.65 37.43 0.00 398 276 AVERAGE	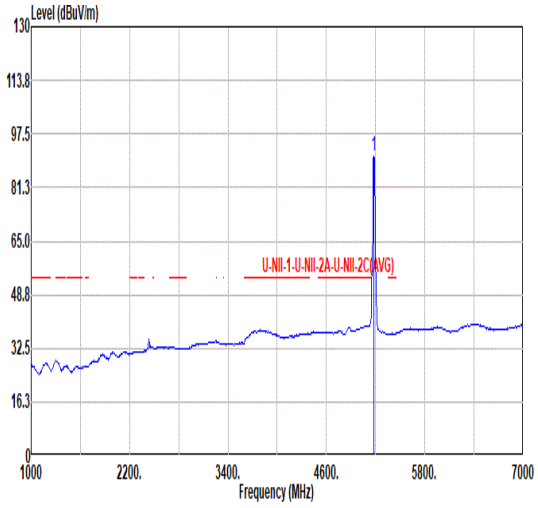 Freq Level Limit Line Over Limit Read Level Ant Factor Cable Loss Preamp Factor Aux Factor APos TPos Remark MHz dBuV/m dBuV/m dB dBuV dB/m dB dB dB cm deg 1 5180.00 90.92 ------ ------ 82.99 34.66 10.69 37.42 0.00 398 276 AVERAGE

Mode	1	
	Harmonic	
	U-NII-1_5.15-5.25_802.11a_CH36_5180MHz	
ANT	1	
Pol.	Horizontal	Vertical
Peak Avg	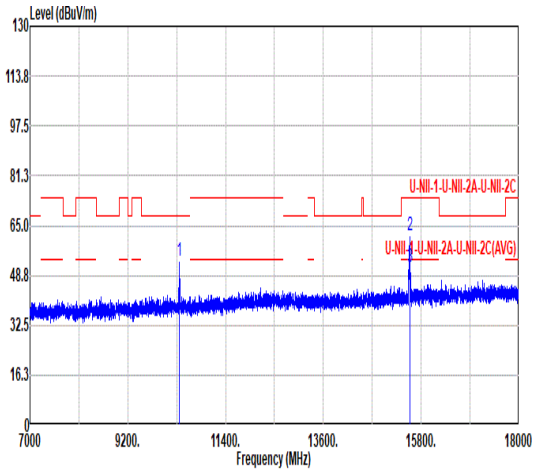 Freq Level Limit Line Over Limit Read Level Ant Factor Cable Loss Preamp Factor Aux Factor APos TPos Remark MHz dBuV/m dBuV/m dB dBuV dB/m dB dB dB cm deg 1 10360.00 53.70 68.20 -14.50 67.93 37.35 15.45 67.03 0.00 --- --- PEAK 2 15540.00 61.57 74.00 -12.43 67.03 39.98 19.04 64.48 0.00 100 301 PEAK 3 15540.00 51.57 54.00 -2.43 57.03 39.98 19.04 64.48 0.00 100 301 AVERAGE	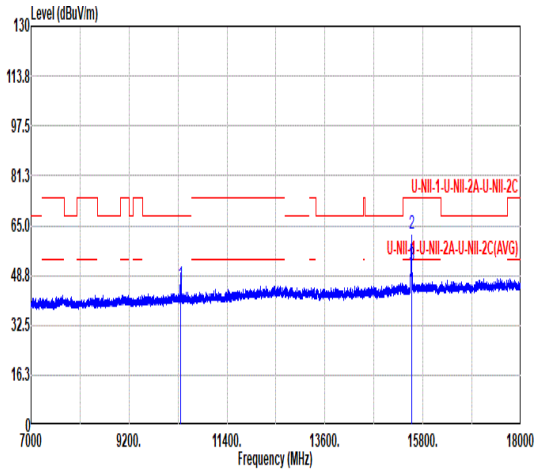 Freq Level Limit Line Over Limit Read Level Ant Factor Cable Loss Preamp Factor Aux Factor APos TPos Remark MHz dBuV/m dBuV/m dB dBuV dB/m dB dB dB cm deg 1 10360.00 45.44 68.20 -22.76 59.67 37.35 15.45 67.03 0.00 --- --- PEAK 2 15540.00 62.32 74.00 -11.68 67.78 39.98 19.04 64.48 0.00 100 279 PEAK 3 15540.00 51.77 54.00 -2.23 57.23 39.98 19.04 64.48 0.00 100 279 AVERAGE

Mode	2	
	Harmonic	
	U-NII-1_5.15-5.25_802.11a_CH44_5220MHz	
ANT	1	
Pol.	Horizontal	Vertical
Peak Avg	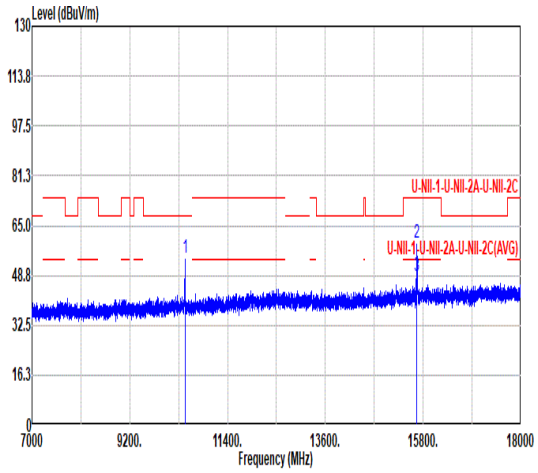 Freq Level Limit Over Read Ant Cable Preamp Aux APos TPos Remark MHz dBuV/m dBuV/m dB dBuV dB/m dB dB dB cm deg 1 10440.00 54.63 68.20 -13.57 68.76 37.41 15.52 67.06 0.00 --- --- PEAK 2 15660.00 59.44 74.00 -14.56 64.66 40.06 19.12 64.40 0.00 100 287 PEAK 3 15660.00 48.80 54.00 -5.20 54.02 40.06 19.12 64.40 0.00 100 287 AVERAGE	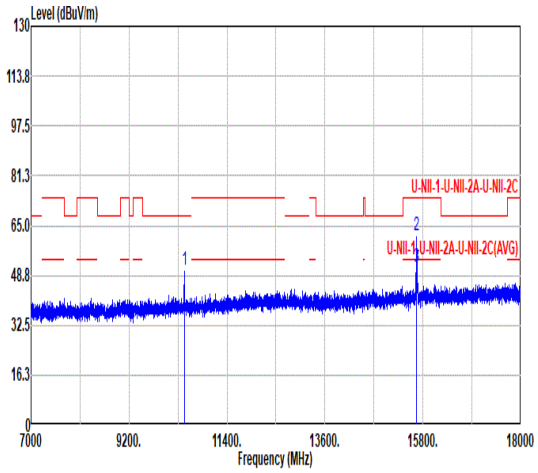 Freq Level Limit Over Read Ant Cable Preamp Aux APos TPos Remark MHz dBuV/m dBuV/m dB dBuV dB/m dB dB dB cm deg 1 10440.00 50.59 68.20 -17.61 64.72 37.41 15.52 67.06 0.00 --- --- PEAK 2 15660.00 62.02 74.00 -11.98 67.24 40.06 19.12 64.40 0.00 100 281 PEAK 3 15660.00 51.36 54.00 -2.64 56.58 40.06 19.12 64.40 0.00 100 281 AVERAGE

Mode	3	
	Harmonic	
	U-NII-1_5.15-5.25_802.11a_CH48_5240MHz	
ANT	1	
Pol.	Horizontal	Vertical
Peak Avg	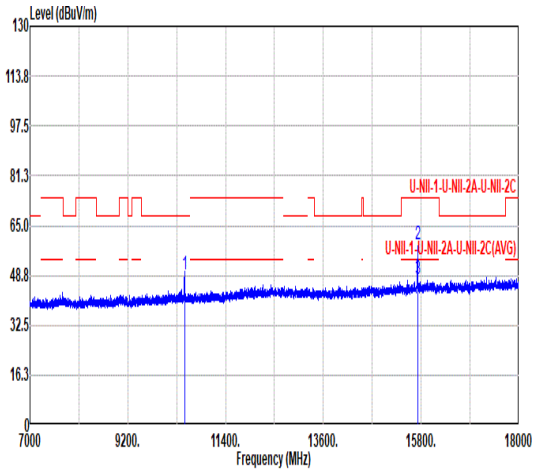 Freq Level Limit Over Read Ant Cable Preamp Aux APos TPos Remark MHz dBuV/m dBuV/m dB dBuV dB/m dB dB dB cm deg 1 10480.00 49.27 68.20 -18.93 63.34 37.44 15.56 67.07 0.00 --- --- PEAK 2 15720.00 58.92 74.00 -15.08 64.02 40.10 19.16 64.36 0.00 100 280 PEAK 3 15720.00 47.61 54.00 -6.39 52.71 40.10 19.16 64.36 0.00 100 280 AVERAGE	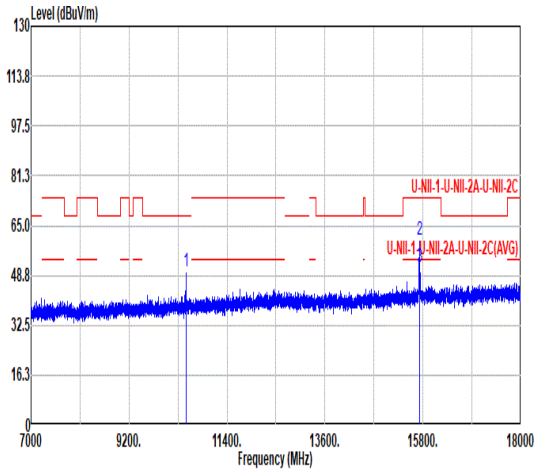 Freq Level Limit Over Read Ant Cable Preamp Aux APos TPos Remark MHz dBuV/m dBuV/m dB dBuV dB/m dB dB dB cm deg 1 10480.00 50.07 68.20 -18.13 64.14 37.44 15.56 67.07 0.00 --- --- PEAK 2 15720.00 60.33 74.00 -13.67 65.43 40.10 19.16 64.36 0.00 100 282 PEAK 3 15720.00 51.48 54.00 -2.52 56.58 40.10 19.16 64.36 0.00 100 282 AVERAGE

Mode	4	
	Harmonic	
	U-NII-2A_5.25-5.35_802.11a_CH52_5260MHz	
ANT	1	
Pol.	Horizontal	Vertical
Peak Avg	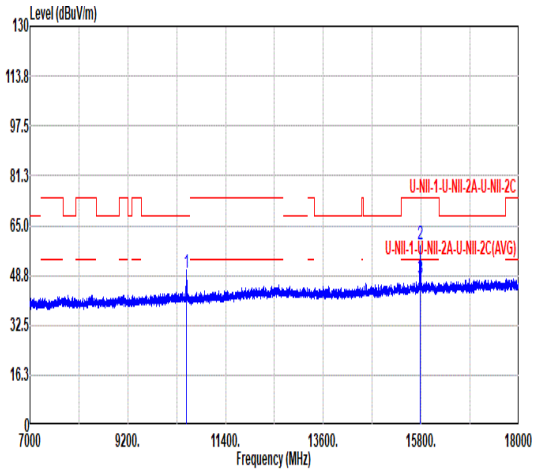 Freq Level Limit Over Read Ant Cable Preamp Aux APos TPos Remark MHz dBuV/m dBuV/m dB dBuV dB/m dB dB dB cm deg 1 10520.00 49.77 68.20 -18.43 63.77 37.46 15.60 67.06 0.00 --- --- PEAK 2 15780.00 58.68 74.00 -15.32 63.64 40.15 19.20 64.31 0.00 100 284 PEAK 3 15780.00 47.46 54.00 -6.54 52.42 40.15 19.20 64.31 0.00 100 284 AVERAGE	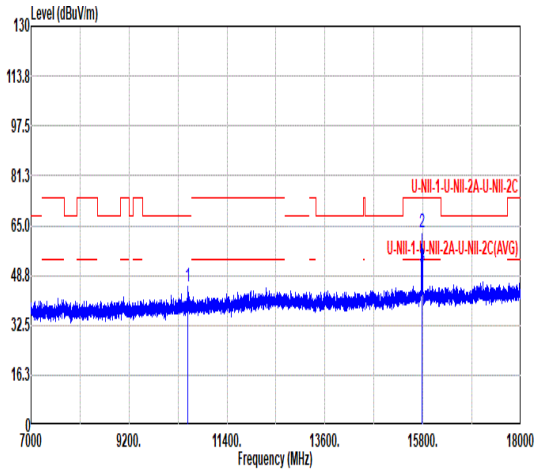 Freq Level Limit Over Read Ant Cable Preamp Aux APos TPos Remark MHz dBuV/m dBuV/m dB dBuV dB/m dB dB dB cm deg 1 10520.73 45.28 68.20 -22.92 59.28 37.46 15.60 67.06 0.00 100 281 Peak 2 15780.00 62.96 74.00 -11.04 67.92 40.15 19.20 64.31 0.00 100 281 PEAK 3 15780.00 51.74 54.00 -2.26 56.70 40.15 19.20 64.31 0.00 100 281 AVERAGE

Mode	5	
	Harmonic	
	U-NII-2A_5.25-5.35_802.11a_CH60_5300MHz	
ANT	1	
Pol.	Horizontal	Vertical
Peak Avg	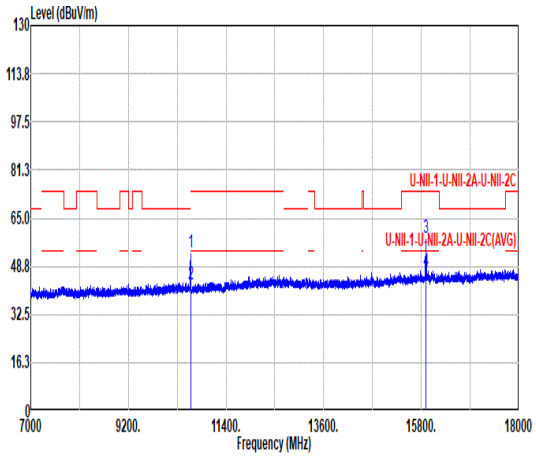 Freq Level Limit Line Over Limit Read Level Ant Factor Cable Loss Preamp Factor Aux Factor APos TPos Remark MHz dBuV/m dBuV/m dB dBuV dB/m dB dB dB cm deg 1 10600.00 53.62 74.00 -20.38 67.42 37.52 15.67 66.99 0.00 104 294 PEAK 2 10600.00 42.88 54.00 -11.12 56.68 37.52 15.67 66.99 0.00 104 294 AVERAGE 3 15900.00 58.60 74.00 -15.40 63.32 40.23 19.28 64.23 0.00 100 275 PEAK 4 15900.00 46.98 54.00 -7.02 51.70 40.23 19.28 64.23 0.00 100 275 AVERAGE	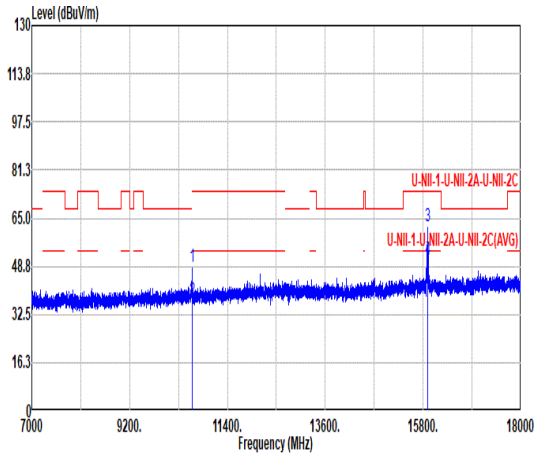 Freq Level Limit Line Over Limit Read Level Ant Factor Cable Loss Preamp Factor Aux Factor APos TPos Remark MHz dBuV/m dBuV/m dB dBuV dB/m dB dB dB cm deg 1 10600.00 48.77 74.00 -25.23 62.57 37.52 15.67 66.99 0.00 100 281 PEAK 2 10600.00 37.44 54.00 -16.56 51.24 37.52 15.67 66.99 0.00 100 281 AVERAGE 3 15900.00 62.54 74.00 -11.46 67.26 40.23 19.28 64.23 0.00 100 281 PEAK 4 15900.00 51.23 54.00 -2.77 55.95 40.23 19.28 64.23 0.00 100 281 AVERAGE

Mode	6	
	Band Edge	
	U-NII-2A_5.25-5.35_802.11a_CH64_5320MHz	
ANT	1	
Pol.	Horizontal	Fundamental
Peak	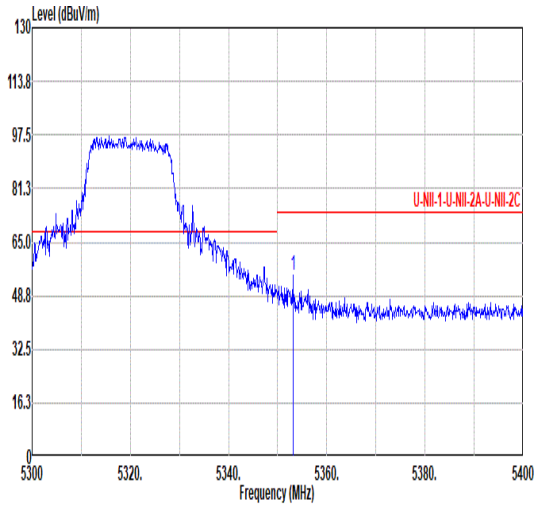 Freq Level Limit Line Over Limit Read Level Ant Factor Cable Loss Preamp Factor Aux Factor APos TPos Remark MHz dBuV/m dBuV/m dB dBuV dB/m dB dB dB cm deg 1 5353.10 54.80 74.00 -19.20 46.52 34.79 10.84 37.35 0.00 100 310 PEAK	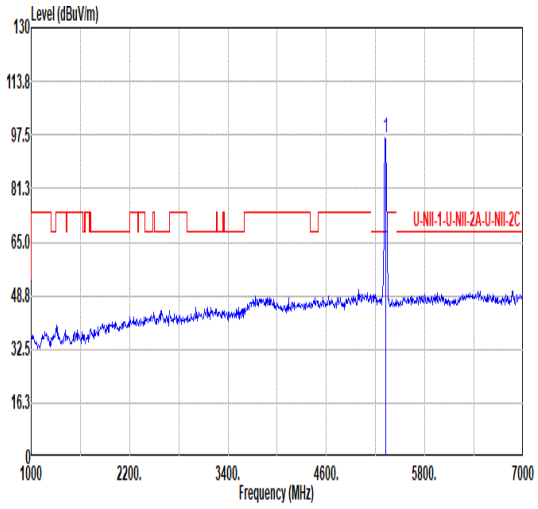 Freq Level Limit Line Over Limit Read Level Ant Factor Cable Loss Preamp Factor Aux Factor APos TPos Remark MHz dBuV/m dBuV/m dB dBuV dB/m dB dB dB cm deg 1 5320.00 96.79 ------ ------ 88.55 34.80 10.80 37.36 0.00 100 310 PEAK
Avg	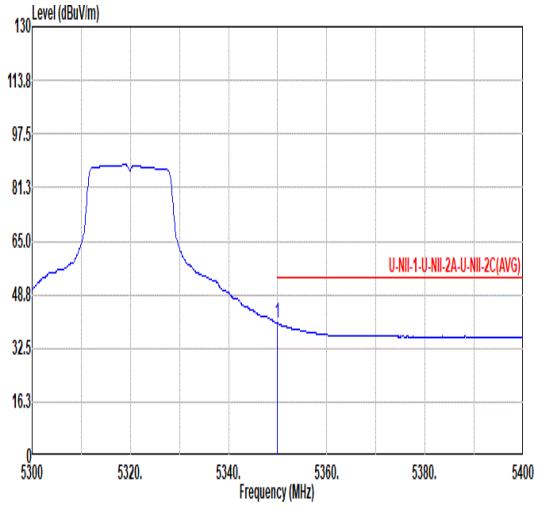 Freq Level Limit Line Over Limit Read Level Ant Factor Cable Loss Preamp Factor Aux Factor APos TPos Remark MHz dBuV/m dBuV/m dB dBuV dB/m dB dB dB cm deg 1 5350.00 40.07 54.00 -13.93 31.78 34.80 10.84 37.35 0.00 100 310 AVERAGE	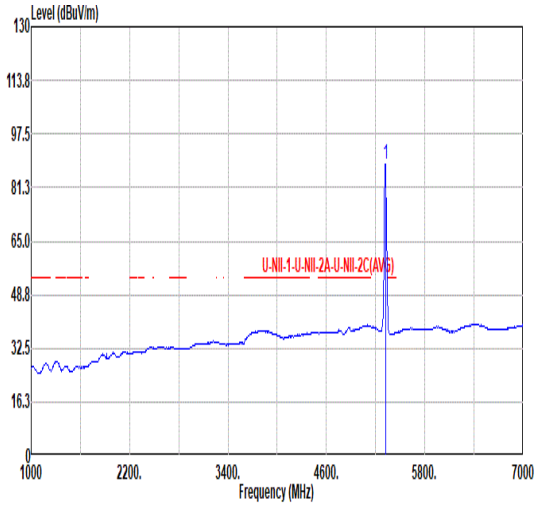 Freq Level Limit Line Over Limit Read Level Ant Factor Cable Loss Preamp Factor Aux Factor APos TPos Remark MHz dBuV/m dBuV/m dB dBuV dB/m dB dB dB cm deg 1 5320.00 88.29 ------ ------ 80.04 34.80 10.81 37.36 0.00 100 310 AVERAGE

Mode	6	
	Band Edge	
	U-NII-2A_5.25-5.35_802.11a_CH64_5320MHz	
ANT	1	
Pol.	Vertical	Fundamental
Peak	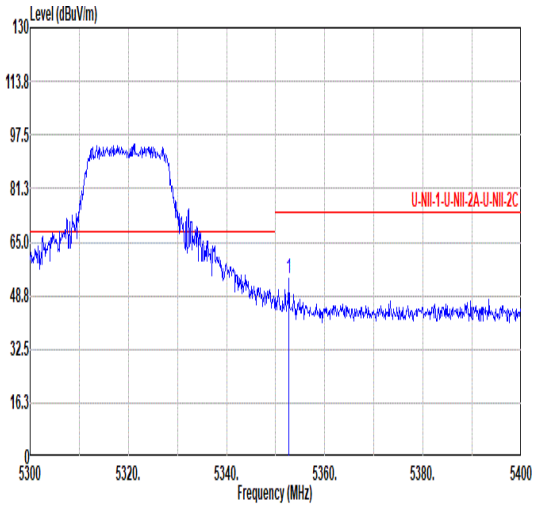 Freq Level Limit Line Over Limit Read Level Ant Factor Cable Loss Preamp Factor Aux Factor APos TPos Remark MHz dBuV/m dBuV/m dB dBuV dB/m dB dB dB cm deg 1 5352.70 53.73 74.00 -20.27 45.45 34.79 10.84 37.35 0.00 358 282 PEAK	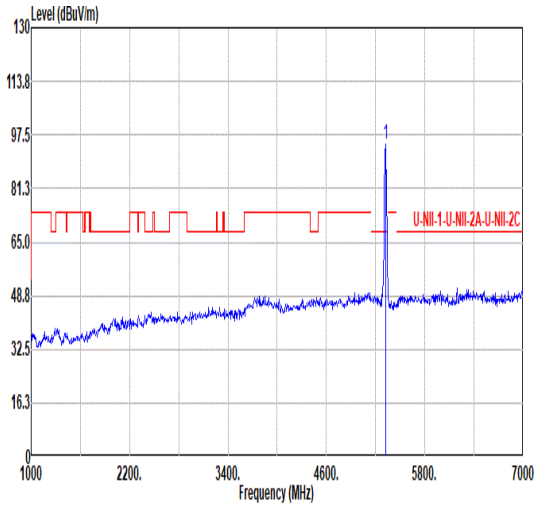 Freq Level Limit Line Over Limit Read Level Ant Factor Cable Loss Preamp Factor Aux Factor APos TPos Remark MHz dBuV/m dBuV/m dB dBuV dB/m dB dB dB cm deg 1 5320.00 94.69 ------ ------ 86.43 34.80 10.82 37.36 0.00 358 282 PEAK
Avg	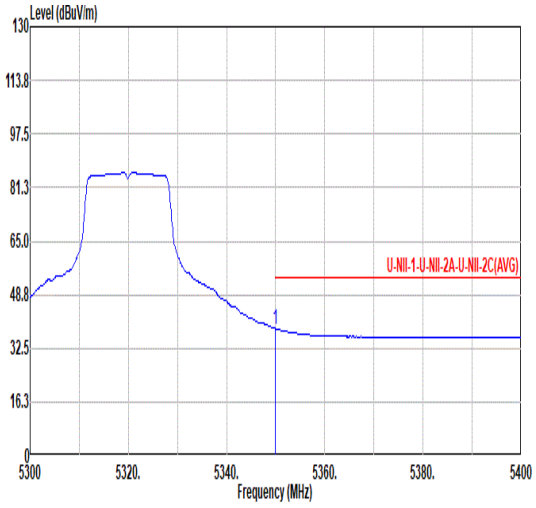 Freq Level Limit Line Over Limit Read Level Ant Factor Cable Loss Preamp Factor Aux Factor APos TPos Remark MHz dBuV/m dBuV/m dB dBuV dB/m dB dB dB cm deg 1 5350.00 38.45 54.00 -15.55 30.16 34.80 10.84 37.35 0.00 358 282 AVERAGE	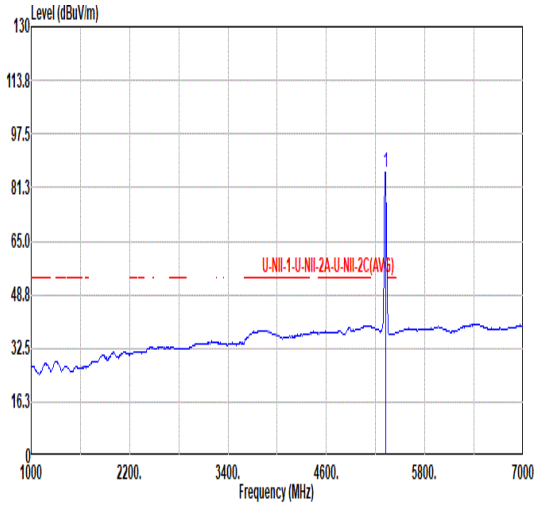 Freq Level Limit Line Over Limit Read Level Ant Factor Cable Loss Preamp Factor Aux Factor APos TPos Remark MHz dBuV/m dBuV/m dB dBuV dB/m dB dB dB cm deg 1 5320.00 86.00 ------ ------ 77.75 34.80 10.81 37.36 0.00 358 282 AVERAGE

Mode	6	
	Harmonic	
	U-NII-2A_5.25-5.35_802.11a_CH64_5320MHz	
ANT	1	
Pol.	Horizontal	Vertical
Peak Avg	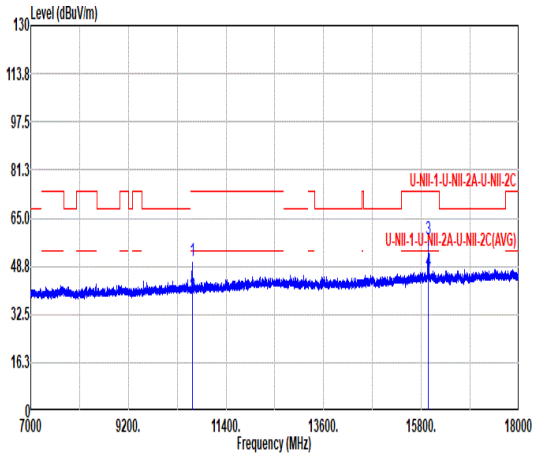 Freq Level Limit Line Over Limit Read Level Ant Factor Cable Loss Preamp Factor Aux Factor APos TPos Remark MHz dBuV/m dBuV/m dB dBuV dB/m dB dB dB cm deg 1 10640.00 50.69 74.00 -23.31 64.38 37.55 15.71 66.95 0.00 100 0 PEAK 2 10640.00 38.85 54.00 -15.15 52.54 37.55 15.71 66.95 0.00 100 0 AVERAGE 3 15960.00 57.65 74.00 -16.35 62.25 40.27 19.32 64.19 0.00 100 300 PEAK 4 15960.00 47.02 54.00 -6.98 51.62 40.27 19.32 64.19 0.00 100 300 AVERAGE	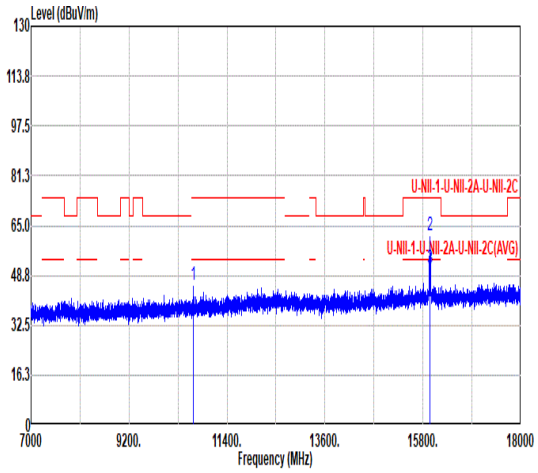 Freq Level Limit Line Over Limit Read Level Ant Factor Cable Loss Preamp Factor Aux Factor APos TPos Remark MHz dBuV/m dBuV/m dB dBuV dB/m dB dB dB cm deg 1 10640.00 45.50 74.00 -28.50 59.19 37.55 15.71 66.95 0.00 --- --- PEAK 2 15960.00 61.74 74.00 -12.26 66.34 40.27 19.32 64.19 0.00 383 102 PEAK 3 15960.00 51.08 54.00 -2.92 55.68 40.27 19.32 64.19 0.00 383 102 AVERAGE

Mode	7	
	Band Edge	
	U-NII-2C_5.47-5.725_802.11a_CH100_5500MHz	
ANT	1	
Pol.	Horizontal	Fundamental
Peak	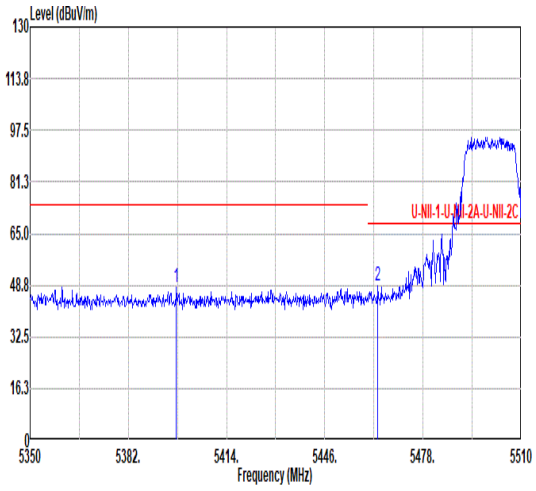 Freq Level Limit Line Over Limit Read Level Ant Factor Cable Loss Preamp Factor Aux Factor APos TPos Remark MHz dBuV/m dBuV/m dB dBuV dB/m dB dB dB cm deg 1 5397.68 48.11 74.00 -25.89 39.94 34.61 10.89 37.33 0.00 119 304 PEAK 2 5463.28 48.74 68.20 -19.46 40.22 34.85 10.97 37.30 0.00 119 304 PEAK	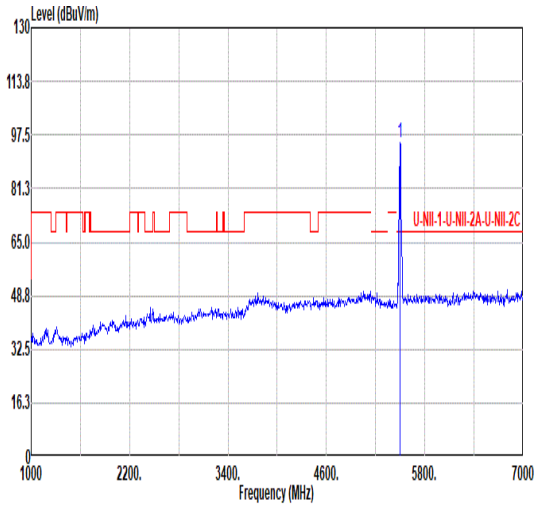 Freq Level Limit Line Over Limit Read Level Ant Factor Cable Loss Preamp Factor Aux Factor APos TPos Remark MHz dBuV/m dBuV/m dB dBuV dB/m dB dB dB cm deg 1 5500.00 95.25 ------ ------ 86.81 34.70 11.02 37.28 0.00 119 304 PEAK
Avg	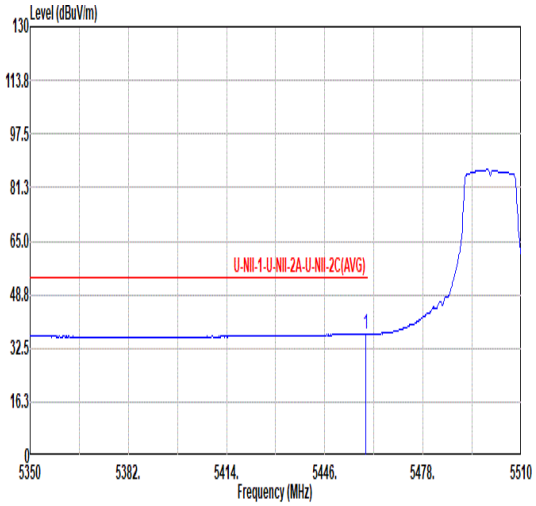 Freq Level Limit Line Over Limit Read Level Ant Factor Cable Loss Preamp Factor Aux Factor APos TPos Remark MHz dBuV/m dBuV/m dB dBuV dB/m dB dB dB cm deg 1 5459.44 36.81 54.00 -17.19 28.28 34.86 10.97 37.30 0.00 119 304 AVERAGE	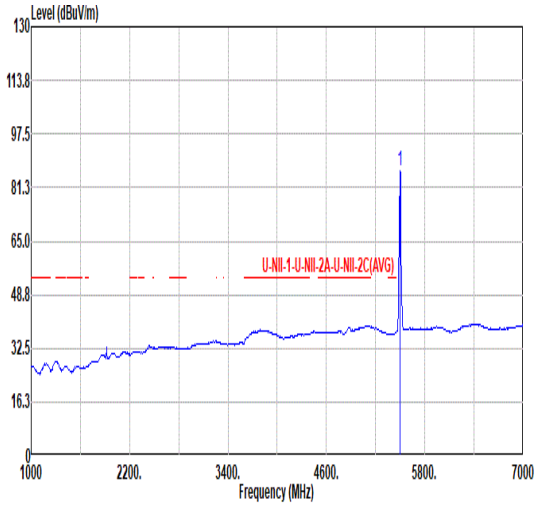 Freq Level Limit Line Over Limit Read Level Ant Factor Cable Loss Preamp Factor Aux Factor APos TPos Remark MHz dBuV/m dBuV/m dB dBuV dB/m dB dB dB cm deg 1 5500.00 86.58 ------ ------ 78.14 34.70 11.02 37.28 0.00 119 304 AVERAGE

Mode	7	
	Band Edge	
	U-NII-2C_5.47-5.725_802.11a_CH100_5500MHz	
ANT	1	
Pol.	Vertical	Fundamental
Peak	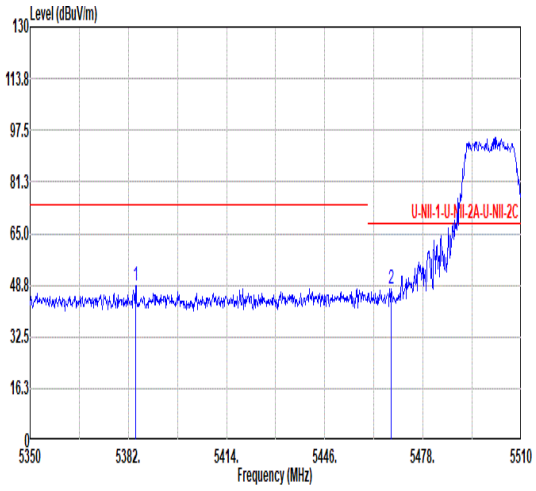 Freq Level Limit Line Over Limit Read Level Ant Factor Cable Loss Preamp Factor Aux Factor APos TPos Remark MHz dBuV/m dBuV/m dB dBuV dB/m dB dB dB cm deg 1 5384.40 48.72 74.00 -25.28 40.52 34.66 10.87 37.33 0.00 350 275 PEAK 2 5467.60 47.70 68.20 -20.50 39.19 34.83 10.98 37.30 0.00 350 275 PEAK	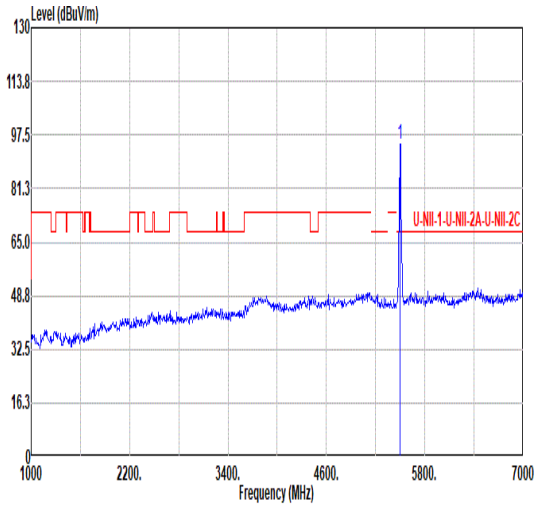 Freq Level Limit Line Over Limit Read Level Ant Factor Cable Loss Preamp Factor Aux Factor APos TPos Remark MHz dBuV/m dBuV/m dB dBuV dB/m dB dB dB cm deg 1 5500.00 94.85 ------ ------ 86.39 34.71 11.03 37.28 0.00 350 275 PEAK
Avg	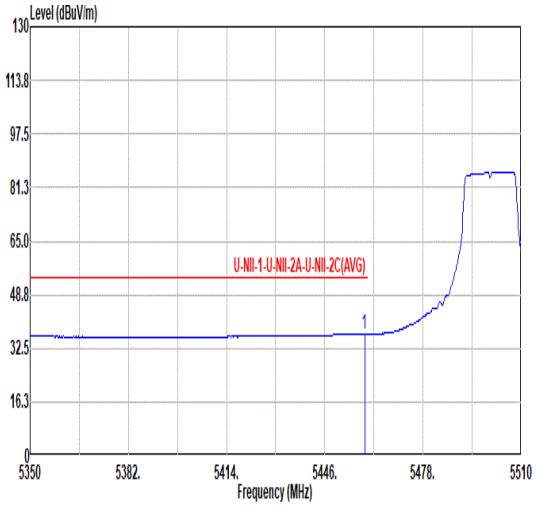 Freq Level Limit Line Over Limit Read Level Ant Factor Cable Loss Preamp Factor Aux Factor APos TPos Remark MHz dBuV/m dBuV/m dB dBuV dB/m dB dB dB cm deg 1 5458.96 36.77 54.00 -17.23 28.24 34.86 10.97 37.30 0.00 350 275 AVERAGE	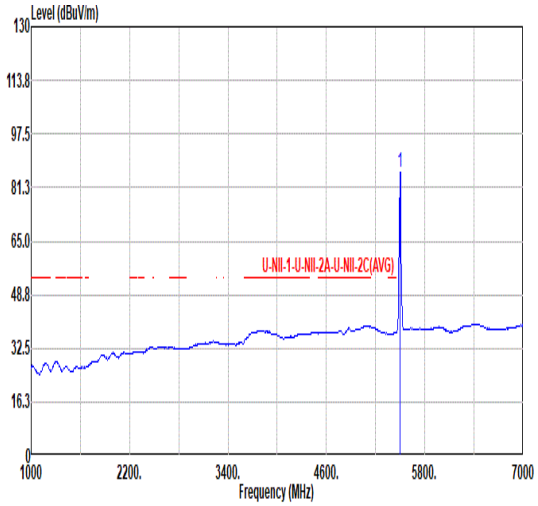 Freq Level Limit Line Over Limit Read Level Ant Factor Cable Loss Preamp Factor Aux Factor APos TPos Remark MHz dBuV/m dBuV/m dB dBuV dB/m dB dB dB cm deg 1 5500.00 85.90 ------ ------ 77.44 34.71 11.03 37.28 0.00 350 275 AVERAGE

Mode	7	
	Harmonic	
	U-NII-2C_5.47-5.725_802.11a_CH100_5500MHz	
ANT	1	
Pol.	Horizontal	Vertical
Peak Avg	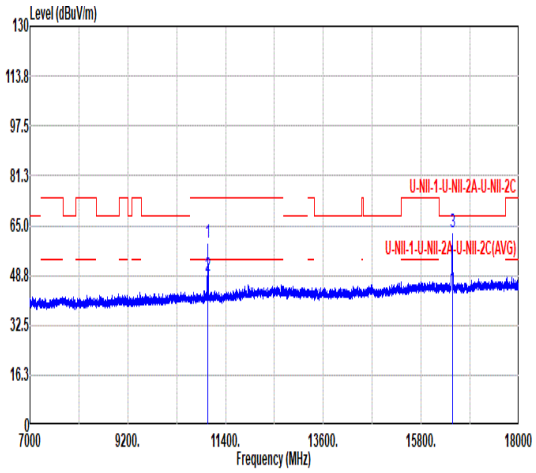 Freq Level Limit Line Over Limit Read Level Ant Factor Cable Loss Preamp Factor Aux Factor APos TPos Remark MHz dBuV/m dBuV/m dB dBuV dB/m dB dB dB cm deg 1 11000.00 59.58 74.00 -14.42 72.37 37.80 16.04 66.63 0.00 103 295 PEAK 2 11000.00 48.41 54.00 -5.59 61.20 37.80 16.04 66.63 0.00 103 295 AVERAGE 3 16500.00 62.93 68.20 -5.27 66.85 40.70 19.67 64.29 0.00 100 296 PEAK	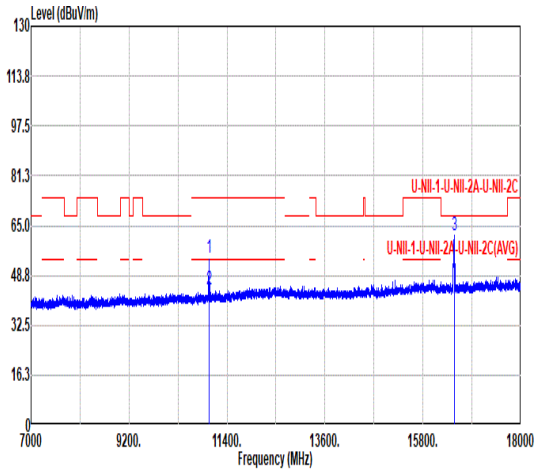 Freq Level Limit Line Over Limit Read Level Ant Factor Cable Loss Preamp Factor Aux Factor APos TPos Remark MHz dBuV/m dBuV/m dB dBuV dB/m dB dB dB cm deg 1 11000.00 54.38 74.00 -19.62 67.17 37.80 16.04 66.63 0.00 226 91 PEAK 2 11000.00 44.38 54.00 -9.62 57.17 37.80 16.04 66.63 0.00 226 91 AVERAGE 3 16500.00 61.72 68.20 -6.48 65.64 40.70 19.67 64.29 0.00 100 31 PEAK

Mode	8	
	Harmonic	
	U-NII-2C_5.47-5.725_802.11a_CH116_5580MHz	
ANT	1	
Pol.	Horizontal	Vertical
Peak Avg	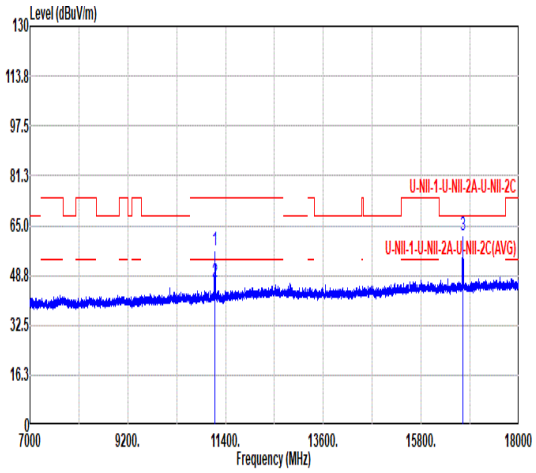 Freq Level Limit Line Over Limit Read Level Ant Factor Cable Loss Preamp Factor Aux Factor APos TPos Remark MHz dBuV/m dBuV/m dB dBuV dB/m dB dB dB cm deg 1 11160.00 57.09 74.00 -16.91 69.61 37.94 16.15 66.61 0.00 100 295 PEAK 2 11160.00 46.81 54.00 -7.19 59.33 37.94 16.15 66.61 0.00 100 295 AVERAGE 3 16740.00 61.99 68.20 -6.21 65.76 40.90 19.83 64.50 0.00 100 319 PEAK	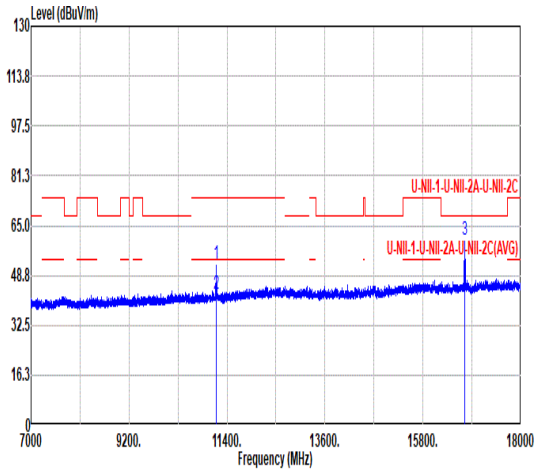 Freq Level Limit Line Over Limit Read Level Ant Factor Cable Loss Preamp Factor Aux Factor APos TPos Remark MHz dBuV/m dBuV/m dB dBuV dB/m dB dB dB cm deg 1 11160.00 52.69 74.00 -21.31 65.21 37.94 16.15 66.61 0.00 296 91 PEAK 2 11160.00 42.77 54.00 -11.23 55.29 37.94 16.15 66.61 0.00 296 91 AVERAGE 3 16740.00 60.54 68.20 -7.66 64.31 40.89 19.83 64.49 0.00 100 37 PEAK

Mode	9	
	Band Edge	
	U-NII-2C_5.47-5.725_802.11a_CH140_5700MHz	
ANT	1	
Pol.	Horizontal	Fundamental
Peak	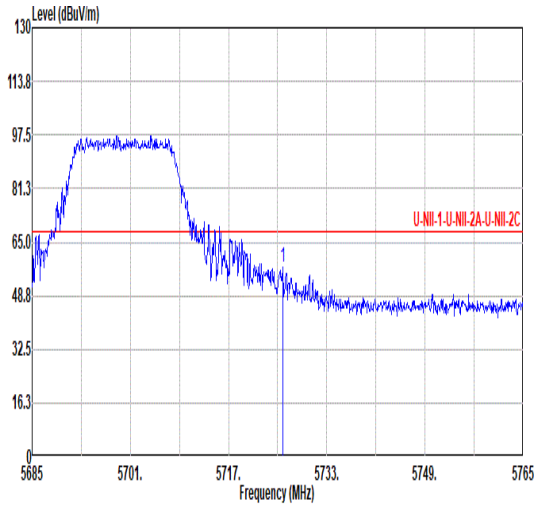 Freq Level Limit Line Over Limit Read Level Ant Factor Cable Loss Preamp Factor Aux Factor APos TPos Remark MHz dBuV/m dBuV/m dB dBuV dB/m dB dB dB cm deg 1 5725.88 57.63 68.20 -10.57 49.05 34.80 11.33 37.55 0.00 100 240 PEAK	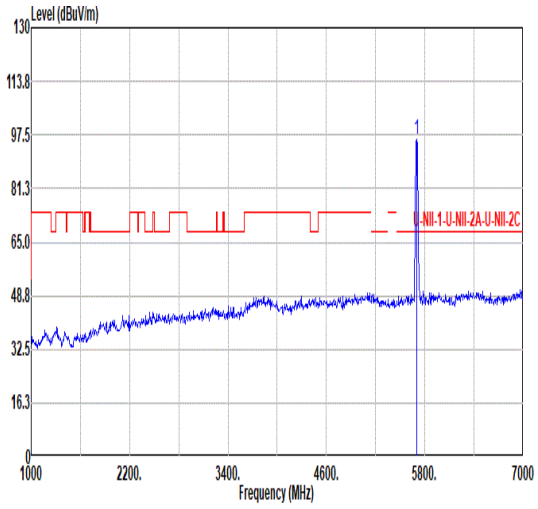 Freq Level Limit Line Over Limit Read Level Ant Factor Cable Loss Preamp Factor Aux Factor APos TPos Remark MHz dBuV/m dBuV/m dB dBuV dB/m dB dB dB cm deg 1 5700.00 96.18 ------ ------ 87.63 34.70 11.29 37.44 0.00 100 240 PEAK
Avg	Blank	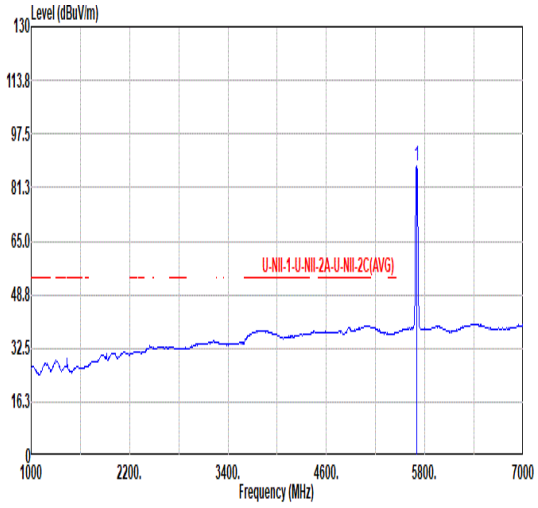 Freq Level Limit Line Over Limit Read Level Ant Factor Cable Loss Preamp Factor Aux Factor APos TPos Remark MHz dBuV/m dBuV/m dB dBuV dB/m dB dB dB cm deg 1 5700.00 87.58 ------ ------ 79.03 34.70 11.29 37.44 0.00 100 240 AVERAGE

Mode	9	
	Band Edge	
	U-NII-2C_5.47-5.725_802.11a_CH140_5700MHz	
ANT	1	
Pol.	Vertical	Fundamental
Peak	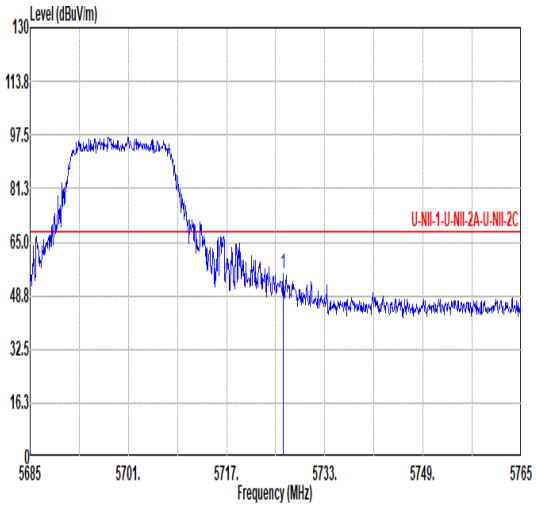 Freq Level Limit Line Over Limit Read Level Ant Factor Cable Loss Preamp Factor Aux Factor APos TPos Remark MHz dBuV/m dBuV/m dB dBuV dB/m dB dB dB cm deg 1 5726.20 55.50 68.20 -12.70 46.92 34.80 11.33 37.55 0.00 361 277 PEAK	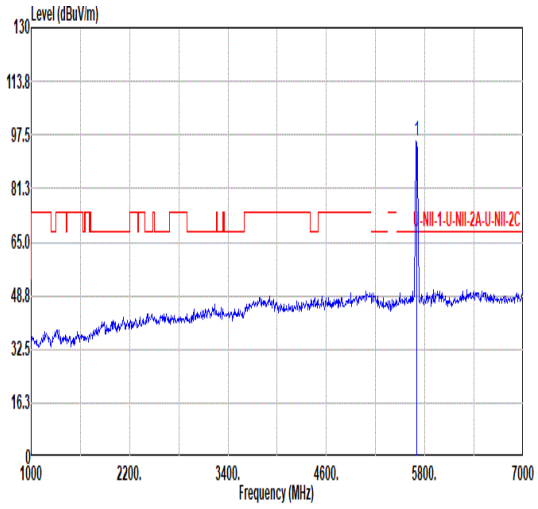 Freq Level Limit Line Over Limit Read Level Ant Factor Cable Loss Preamp Factor Aux Factor APos TPos Remark MHz dBuV/m dBuV/m dB dBuV dB/m dB dB dB cm deg 1 5700.00 95.45 ------ ------ 86.87 34.72 11.28 37.42 0.00 361 277 PEAK
Avg	Blank	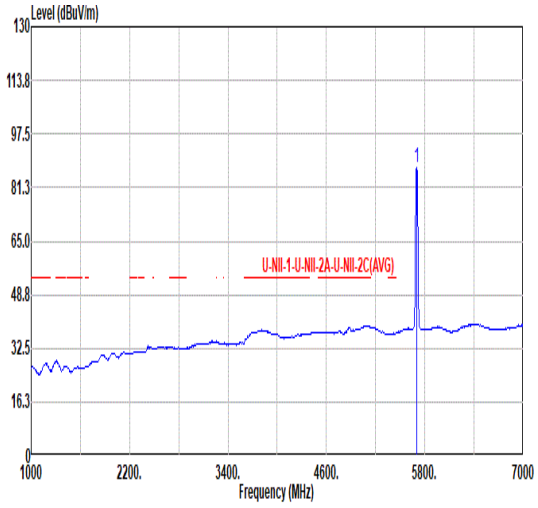 Freq Level Limit Line Over Limit Read Level Ant Factor Cable Loss Preamp Factor Aux Factor APos TPos Remark MHz dBuV/m dBuV/m dB dBuV dB/m dB dB dB cm deg 1 5700.00 87.31 ------ ------ 78.76 34.70 11.29 37.44 0.00 361 277 AVERAGE

Mode	9	
	Harmonic	
	U-NII-2C_5.47-5.725_802.11a_CH140_5700MHz	
ANT	1	
Pol.	Horizontal	Vertical
Peak Avg	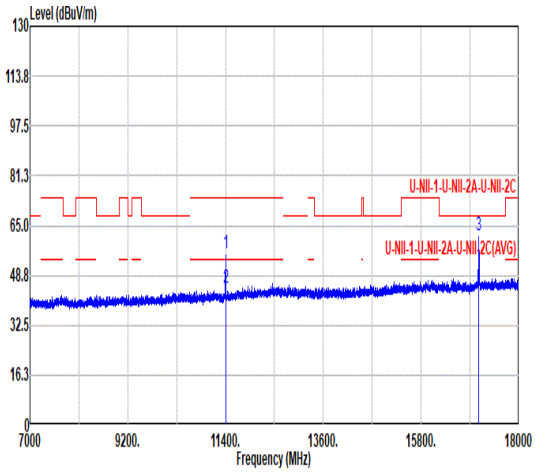 Freq Level Limit Line Over Limit Read Level Ant Factor Cable Loss Preamp Factor Aux Factor APos TPos Remark MHz dBuV/m dBuV/m dB dBuV dB/m dB dB dB cm deg 1 11400.00 55.72 74.00 -18.28 67.85 38.16 16.30 66.59 0.00 100 293 PEAK 2 11400.00 44.54 54.00 -9.46 56.67 38.16 16.30 66.59 0.00 100 293 AVERAGE 3 17100.00 61.96 68.20 -6.24 65.46 41.12 20.07 64.69 0.00 100 316 PEAK	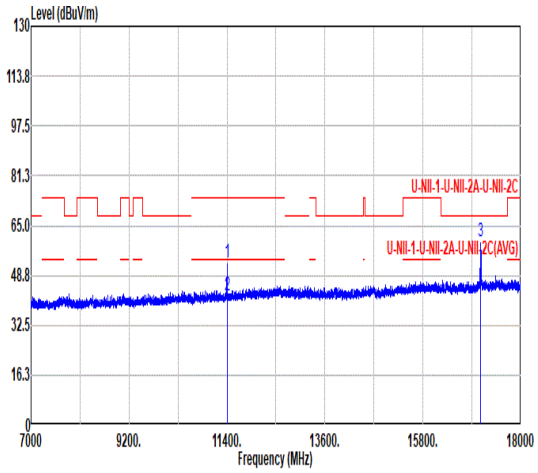 Freq Level Limit Line Over Limit Read Level Ant Factor Cable Loss Preamp Factor Aux Factor APos TPos Remark MHz dBuV/m dBuV/m dB dBuV dB/m dB dB dB cm deg 1 11400.00 52.99 74.00 -21.01 65.12 38.16 16.30 66.59 0.00 301 277 PEAK 2 11400.00 42.41 54.00 -11.59 54.54 38.16 16.30 66.59 0.00 301 277 AVERAGE 3 17100.00 59.97 68.20 -8.23 63.49 41.12 20.06 64.70 0.00 104 0 PEAK

Mode	10	
	Band Edge	
	U-NII-1_5.15-5.25_802.11n HT20_CH36_5180MHz	
ANT	1	
Pol.	Horizontal	Fundamental
Peak	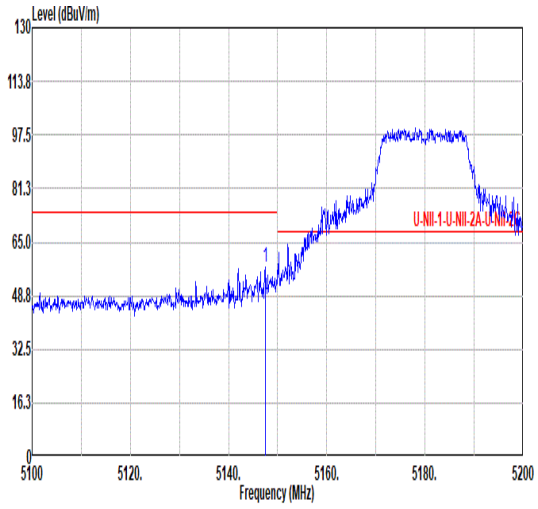 Freq Level Limit Line Over Limit Read Level Ant Factor Cable Loss Preamp Factor Aux Factor APos TPos Remark MHz dBuV/m dBuV/m dB dBuV dB/m dB dB dB cm deg 1 5147.50 57.43 74.00 -16.57 49.61 34.61 10.65 37.44 0.00 105 303 PEAK	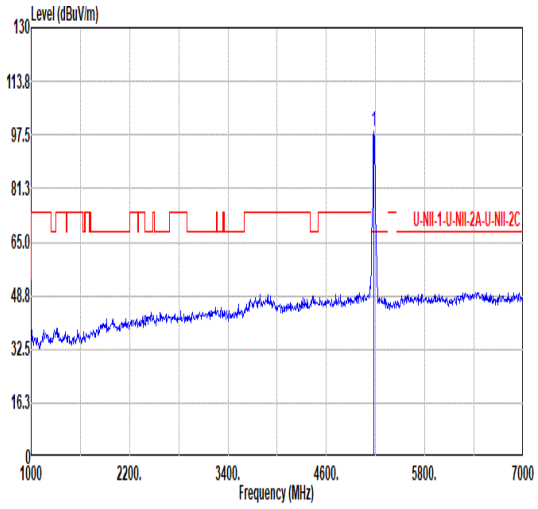 Freq Level Limit Line Over Limit Read Level Ant Factor Cable Loss Preamp Factor Aux Factor APos TPos Remark MHz dBuV/m dBuV/m dB dBuV dB/m dB dB dB cm deg 1 5180.00 98.59 ------ ------ 90.68 34.65 10.68 37.42 0.00 105 303 PEAK
Avg	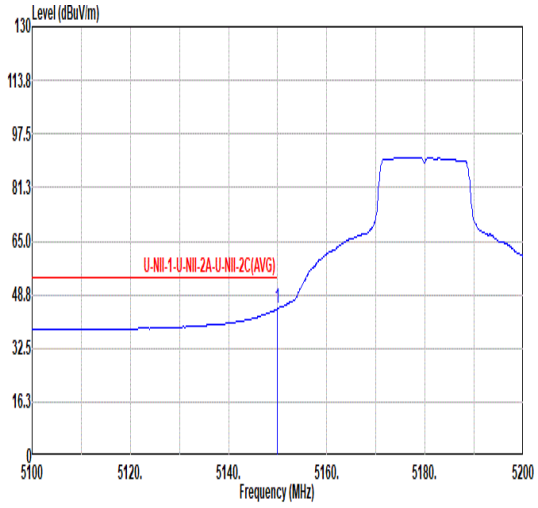 Freq Level Limit Line Over Limit Read Level Ant Factor Cable Loss Preamp Factor Aux Factor APos TPos Remark MHz dBuV/m dBuV/m dB dBuV dB/m dB dB dB cm deg 1 5150.00 44.58 54.00 -9.42 36.76 34.60 10.65 37.43 0.00 105 303 AVERAGE	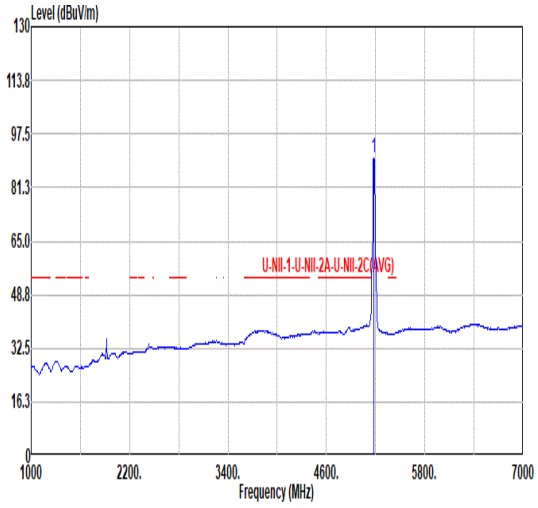 Freq Level Limit Line Over Limit Read Level Ant Factor Cable Loss Preamp Factor Aux Factor APos TPos Remark MHz dBuV/m dBuV/m dB dBuV dB/m dB dB dB cm deg 1 5180.00 90.41 ------ ------ 82.48 34.66 10.69 37.42 0.00 105 303 AVERAGE

Mode	10	
	Band Edge	
	U-NII-1_5.15-5.25_802.11n HT20_CH36_5180MHz	
ANT	1	
Pol.	Vertical	Fundamental
Peak	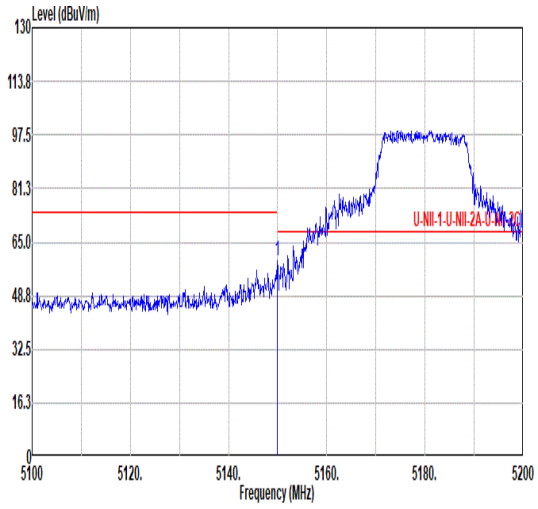 Freq Level Limit Line Over Limit Read Level Ant Factor Cable Loss Preamp Factor Aux Factor APos TPos Remark MHz dBuV/m dBuV/m dB dBuV dB/m dB dB dB cm deg 1 5150.00 59.51 74.00 -14.49 51.69 34.60 10.65 37.43 0.00 395 262 PEAK	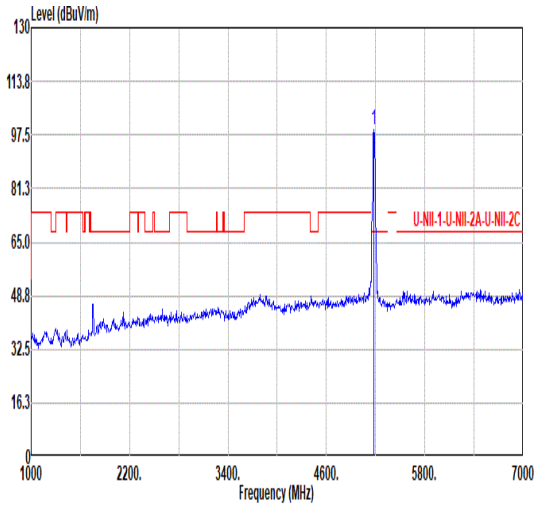 Freq Level Limit Line Over Limit Read Level Ant Factor Cable Loss Preamp Factor Aux Factor APos TPos Remark MHz dBuV/m dBuV/m dB dBuV dB/m dB dB dB cm deg 1 5180.00 98.85 ------ ------ 90.92 34.66 10.69 37.42 0.00 395 262 PEAK
Avg	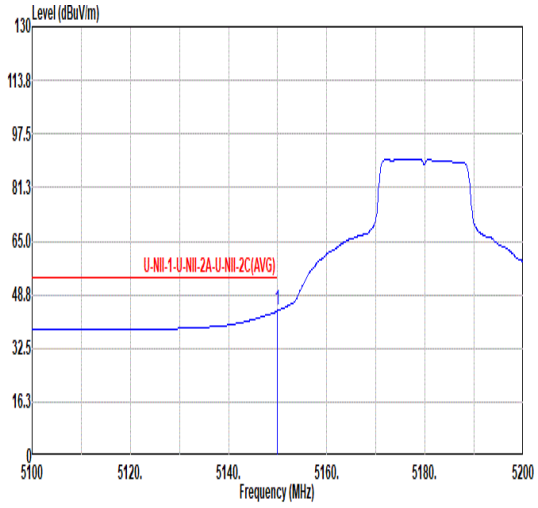 Freq Level Limit Line Over Limit Read Level Ant Factor Cable Loss Preamp Factor Aux Factor APos TPos Remark MHz dBuV/m dBuV/m dB dBuV dB/m dB dB dB cm deg 1 5150.00 43.93 54.00 -10.07 36.11 34.60 10.65 37.43 0.00 395 262 AVERAGE	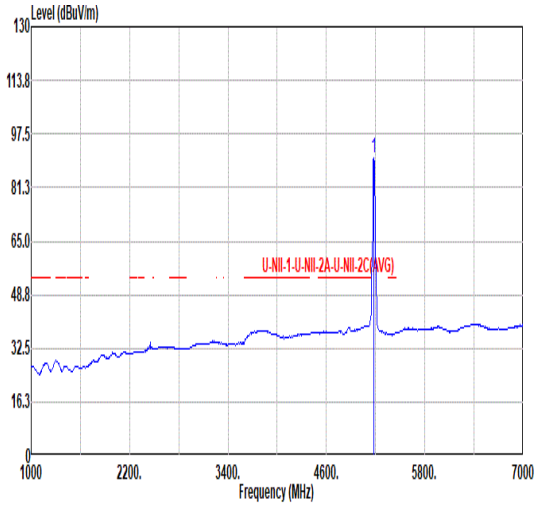 Freq Level Limit Line Over Limit Read Level Ant Factor Cable Loss Preamp Factor Aux Factor APos TPos Remark MHz dBuV/m dBuV/m dB dBuV dB/m dB dB dB cm deg 1 5180.00 90.09 ------ ------ 82.18 34.65 10.68 37.42 0.00 395 262 AVERAGE

Mode	10	
	Harmonic	
	U-NII-1_5.15-5.25_802.11n HT20_CH36_5180MHz	
ANT	1	
Pol.	Horizontal	Vertical
Peak Avg	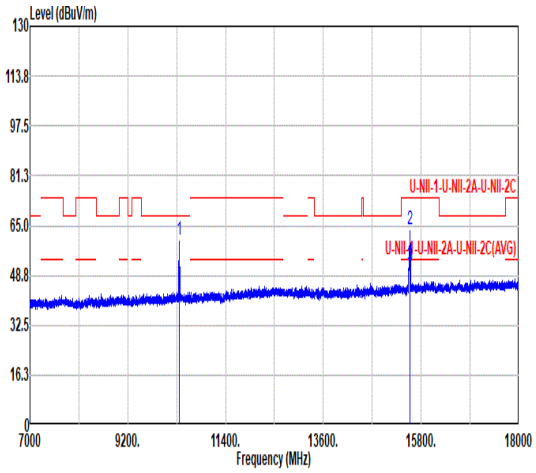 Freq Level Limit Over Read Ant Cable Preamp Aux APos TPos Remark MHz dBuV/m dBuV/m dB dBuV dB/m dB dB dB cm deg 1 10360.00 60.30 68.20 -7.90 74.53 37.35 15.45 67.03 0.00 101 333 PEAK 2 15540.00 63.88 74.00 -10.12 69.34 39.98 19.04 64.48 0.00 100 287 PEAK 3 15540.00 51.98 54.00 -2.02 57.43 39.98 19.05 64.48 0.00 100 287 AVERAGE	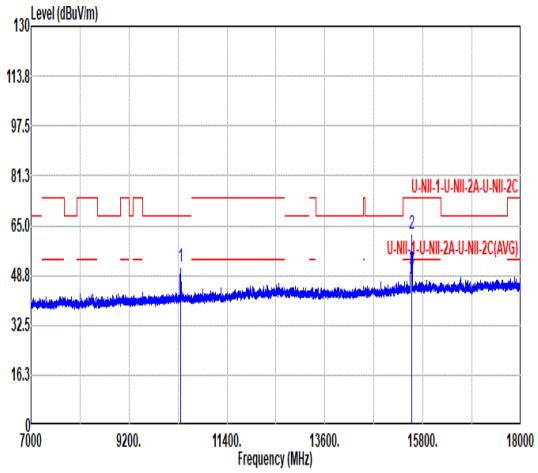 Freq Level Limit Over Read Ant Cable Preamp Aux APos TPos Remark MHz dBuV/m dBuV/m dB dBuV dB/m dB dB dB cm deg 1 10359.40 51.43 68.20 -16.77 65.66 37.35 15.45 67.03 0.00 100 159 Peak 2 15540.00 62.32 74.00 -11.68 67.78 39.98 19.04 64.48 0.00 100 278 PEAK 3 15540.00 50.31 54.00 -3.69 55.76 39.98 19.05 64.48 0.00 100 278 AVERAGE

Mode	11	
	Harmonic	
	U-NII-1_5.15-5.25_802.11n HT20_CH44_5220MHz	
ANT	1	
Pol.	Horizontal	Vertical
Peak Avg	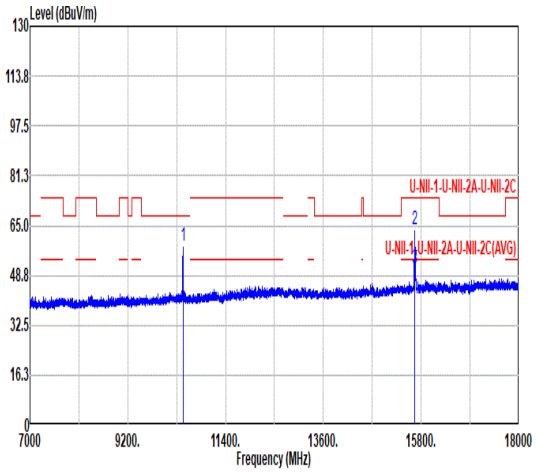 Freq Level Limit Line Over Limit Read Level Ant Factor Cable Loss Preamp Factor Aux Factor APos TPos Remark MHz dBuV/m dBuV/m dB dBuV dB/m dB dB dB cm deg 1 10440.00 58.17 68.20 -10.03 72.30 37.41 15.52 67.06 0.00 100 333 PEAK 2 15660.00 64.01 74.00 -9.99 69.23 40.06 19.12 64.40 0.00 100 289 PEAK 3 15660.00 51.25 54.00 -2.75 56.47 40.06 19.12 64.40 0.00 100 289 AVERAGE	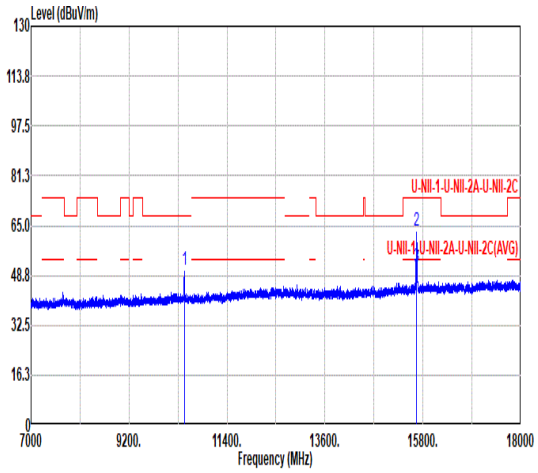 Freq Level Limit Line Over Limit Read Level Ant Factor Cable Loss Preamp Factor Aux Factor APos TPos Remark MHz dBuV/m dBuV/m dB dBuV dB/m dB dB dB cm deg 1 10440.00 50.59 68.20 -17.61 64.72 37.41 15.52 67.06 0.00 --- --- PEAK 2 15660.00 63.34 74.00 -10.66 68.56 40.06 19.12 64.40 0.00 100 279 PEAK 3 15660.00 51.54 54.00 -2.46 56.76 40.06 19.12 64.40 0.00 100 279 AVERAGE

Mode	12	
	Harmonic	
	U-NII-1_5.15-5.25_802.11n HT20_CH48_5240MHz	
ANT	1	
Pol.	Horizontal	Vertical
Peak Avg	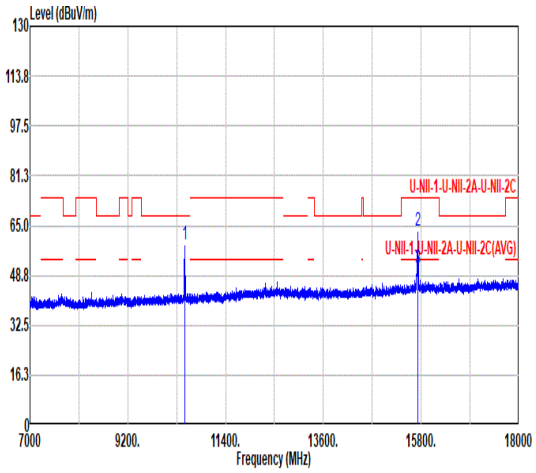 Freq Level Limit Line Over Limit Read Level Ant Factor Cable Loss Preamp Factor Aux Factor APos TPos Remark MHz dBuV/m dBuV/m dB dBuV dB/m dB dB dB cm deg 1 10480.00 58.92 68.20 -9.28 72.99 37.44 15.56 67.07 0.00 100 330 PEAK 2 15720.00 63.45 74.00 -10.55 68.55 40.10 19.16 64.36 0.00 100 286 PEAK 3 15720.00 50.90 54.00 -3.10 56.00 40.10 19.16 64.36 0.00 100 286 AVERAGE	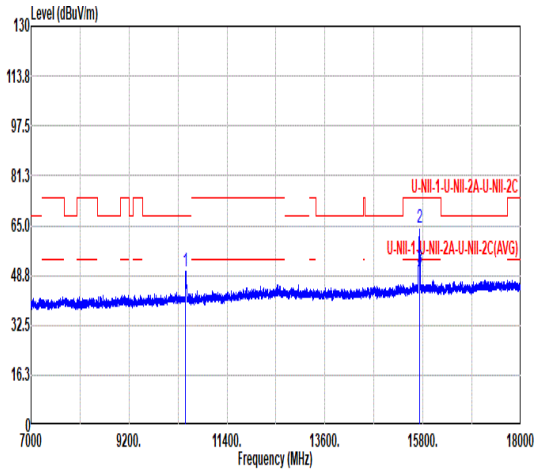 Freq Level Limit Line Over Limit Read Level Ant Factor Cable Loss Preamp Factor Aux Factor APos TPos Remark MHz dBuV/m dBuV/m dB dBuV dB/m dB dB dB cm deg 1 10473.80 50.23 68.20 -17.97 64.31 37.43 15.56 67.07 0.00 --- --- Peak 2 15720.00 64.46 74.00 -9.54 69.56 40.10 19.16 64.36 0.00 100 283 PEAK 3 15720.00 51.26 54.00 -2.74 56.34 40.11 19.16 64.35 0.00 100 283 AVERAGE

Mode	13	
	Harmonic	
	U-NII-2A_5.25-5.35_802.11n HT20_CH52_5260MHz	
ANT	1	
Pol.	Horizontal	Vertical
Peak Avg	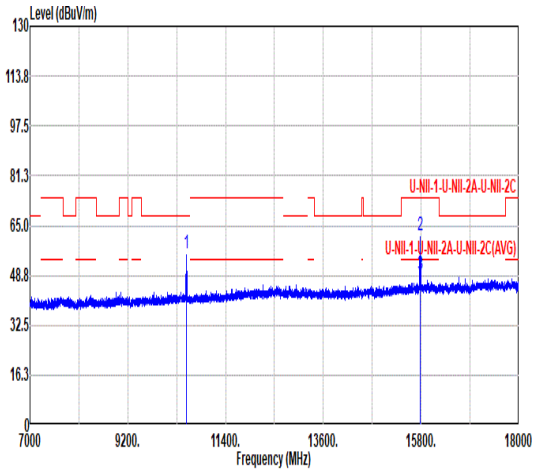 Freq Level Limit Line Over Limit Read Level Ant Factor Cable Loss Preamp Factor Aux Factor APos TPos Remark MHz dBuV/m dBuV/m dB dBuV dB/m dB dB dB cm deg 1 10520.00 55.72 68.20 -12.48 69.72 37.46 15.60 67.06 0.00 100 287 PEAK 2 15780.00 61.80 74.00 -12.20 66.76 40.15 19.20 64.31 0.00 100 280 PEAK 3 15780.00 49.18 54.00 -4.82 54.16 40.14 19.20 64.32 0.00 100 280 AVERAGE	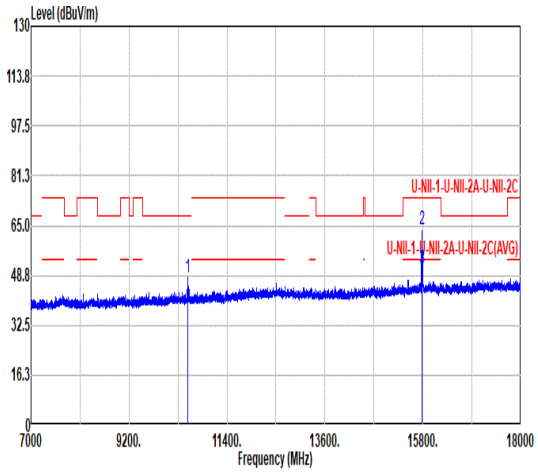 Freq Level Limit Line Over Limit Read Level Ant Factor Cable Loss Preamp Factor Aux Factor APos TPos Remark MHz dBuV/m dBuV/m dB dBuV dB/m dB dB dB cm deg 1 10518.53 48.31 68.20 -19.89 62.31 37.46 15.60 67.06 0.00 --- --- Peak 2 15780.00 63.86 74.00 -10.14 68.82 40.15 19.20 64.31 0.00 100 280 PEAK 3 15780.00 51.19 54.00 -2.81 56.17 40.14 19.20 64.32 0.00 100 280 AVERAGE

Mode	14	
	Harmonic	
	U-NII-2A_5.25-5.35_802.11n HT20_CH60_5300MHz	
ANT	1	
Pol.	Horizontal	Vertical
Peak Avg	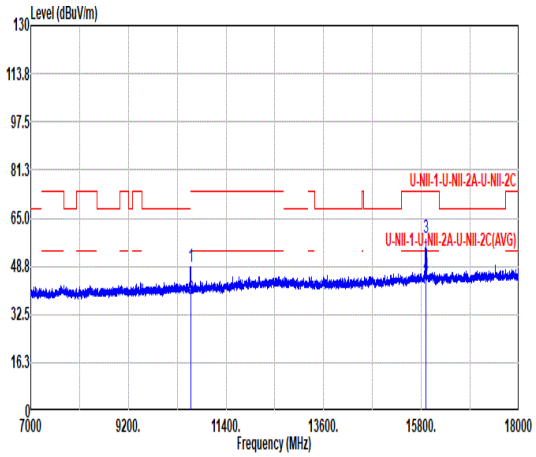 Freq Level Limit Line Over Limit Read Level Ant Factor Cable Loss Preamp Factor Aux Factor APos TPos Remark MHz dBuV/m dBuV/m dB dBuV dB/m dB dB dB cm deg 1 10600.00 48.64 74.00 -25.36 62.44 37.52 15.67 66.99 0.00 300 360 PEAK 2 10600.00 37.72 54.00 -16.28 51.52 37.52 15.67 66.99 0.00 300 360 AVERAGE 3 15900.00 58.22 74.00 -15.78 62.94 40.23 19.28 64.23 0.00 100 284 PEAK 4 15900.00 45.59 54.00 -8.41 50.31 40.23 19.28 64.23 0.00 100 284 AVERAGE	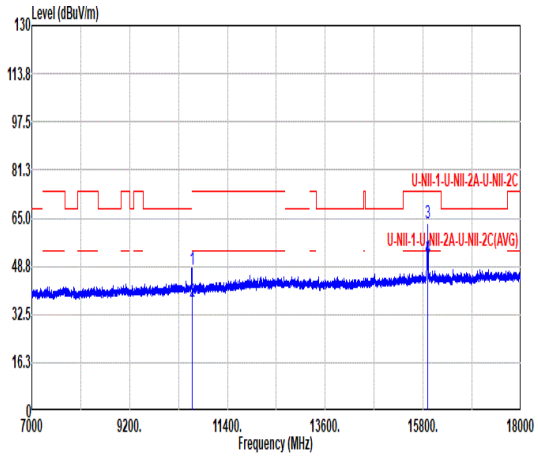 Freq Level Limit Line Over Limit Read Level Ant Factor Cable Loss Preamp Factor Aux Factor APos TPos Remark MHz dBuV/m dBuV/m dB dBuV dB/m dB dB dB cm deg 1 10600.00 47.69 74.00 -26.31 61.49 37.52 15.67 66.99 0.00 300 360 PEAK 2 10600.00 36.94 54.00 -17.06 50.74 37.52 15.67 66.99 0.00 300 360 AVERAGE 3 15900.00 63.31 74.00 -10.69 68.03 40.23 19.28 64.23 0.00 100 265 PEAK 4 15900.00 51.39 54.00 -2.61 56.11 40.23 19.28 64.23 0.00 100 265 AVERAGE

Mode	15	
	Band Edge	
	U-NII-2A_5.25-5.35_802.11n HT20_CH64_5320MHz	
ANT	1	
Pol.	Horizontal	Fundamental
Peak	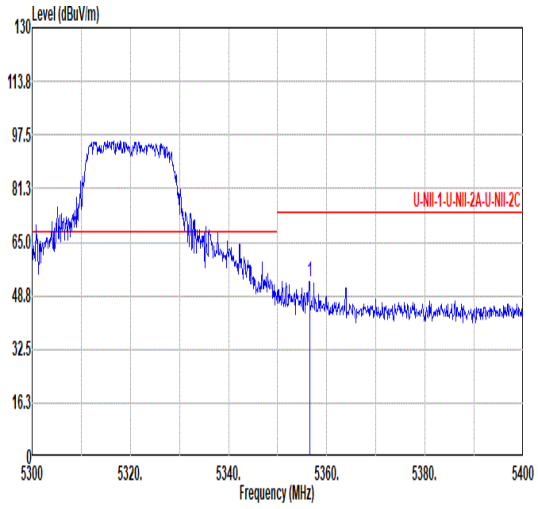 Freq Level Limit Line Over Limit Read Level Ant Factor Cable Loss Preamp Factor Aux Factor APos TPos Remark MHz dBuV/m dBuV/m dB dBuV dB/m dB dB dB cm deg 1 5356.50 53.21 74.00 -20.79 44.93 34.77 10.85 37.34 0.00 100 303 PEAK	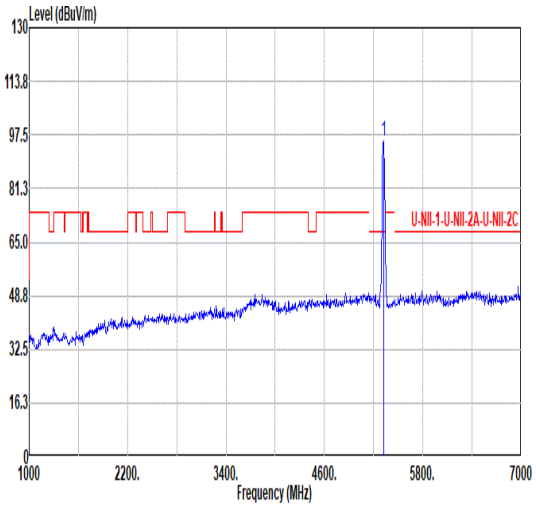 Freq Level Limit Line Over Limit Read Level Ant Factor Cable Loss Preamp Factor Aux Factor APos TPos Remark MHz dBuV/m dBuV/m dB dBuV dB/m dB dB dB cm deg 1 5320.00 95.86 ------ ------ 87.61 34.80 10.81 37.36 0.00 100 303 PEAK
Avg	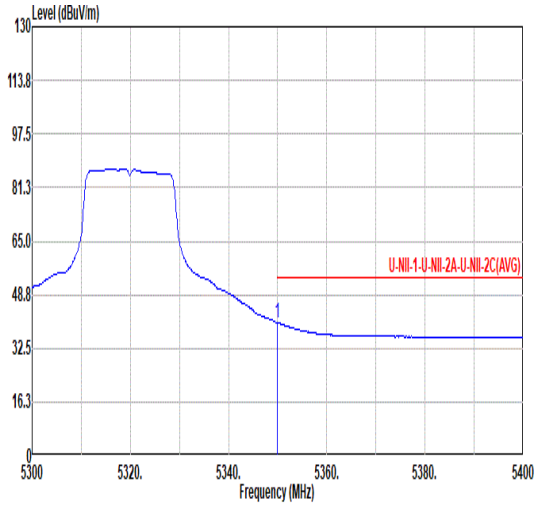 Freq Level Limit Line Over Limit Read Level Ant Factor Cable Loss Preamp Factor Aux Factor APos TPos Remark MHz dBuV/m dBuV/m dB dBuV dB/m dB dB dB cm deg 1 5350.00 40.17 54.00 -13.83 31.88 34.80 10.84 37.35 0.00 100 303 AVERAGE	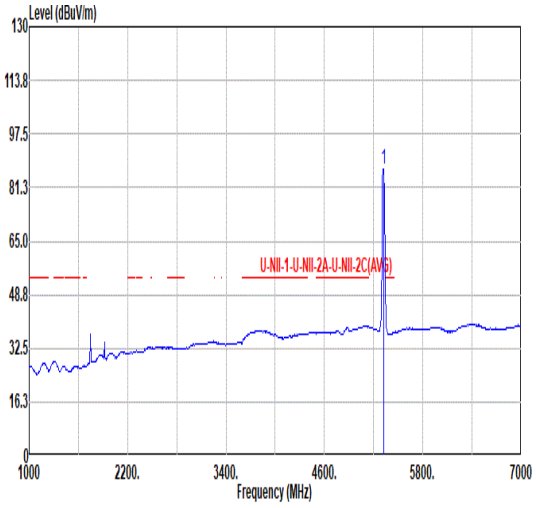 Freq Level Limit Line Over Limit Read Level Ant Factor Cable Loss Preamp Factor Aux Factor APos TPos Remark MHz dBuV/m dBuV/m dB dBuV dB/m dB dB dB cm deg 1 5320.00 87.00 ------ ------ 78.75 34.80 10.81 37.36 0.00 100 303 AVERAGE

Mode	15	
	Band Edge	
	U-NII-2A_5.25-5.35_802.11n HT20_CH64_5320MHz	
ANT	1	
Pol.	Vertical	Fundamental
Peak	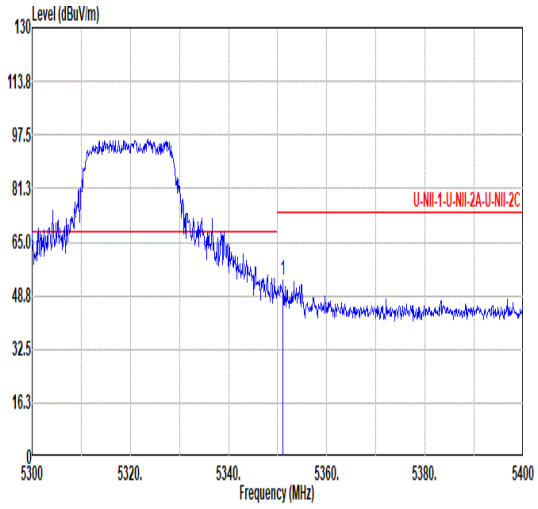 Freq Level Limit Line Over Limit Read Level Ant Factor Cable Loss Preamp Factor Aux Factor APos TPos Remark MHz dBuV/m dBuV/m dB dBuV dB/m dB dB dB cm deg 1 5351.10 53.33 74.00 -20.67 45.04 34.80 10.84 37.35 0.00 353 268 PEAK	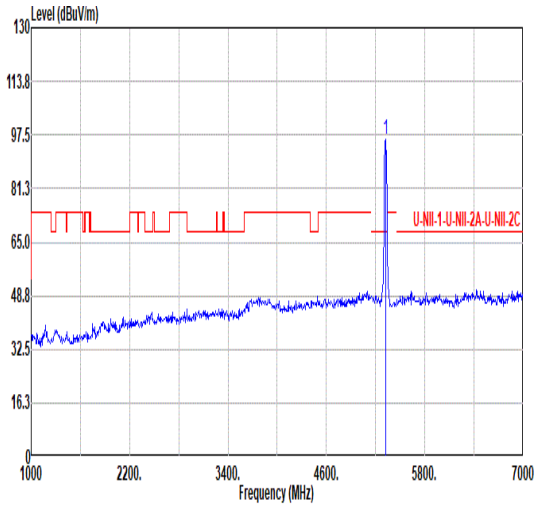 Freq Level Limit Line Over Limit Read Level Ant Factor Cable Loss Preamp Factor Aux Factor APos TPos Remark MHz dBuV/m dBuV/m dB dBuV dB/m dB dB dB cm deg 1 5320.00 96.34 ------ ------ 88.09 34.80 10.81 37.36 0.00 353 268 PEAK
Avg	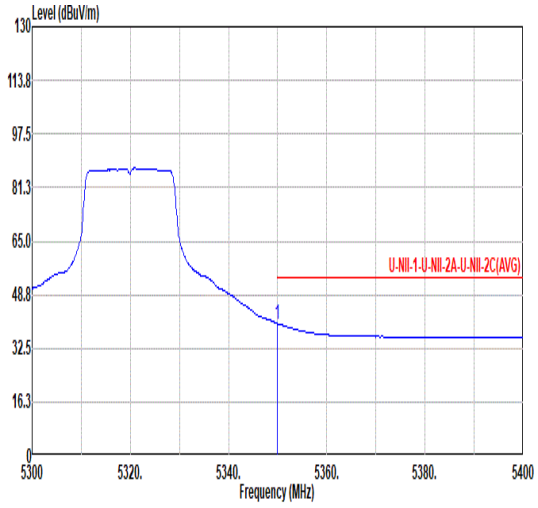 Freq Level Limit Line Over Limit Read Level Ant Factor Cable Loss Preamp Factor Aux Factor APos TPos Remark MHz dBuV/m dBuV/m dB dBuV dB/m dB dB dB cm deg 1 5350.00 39.93 54.00 -14.07 31.64 34.80 10.84 37.35 0.00 353 268 AVERAGE	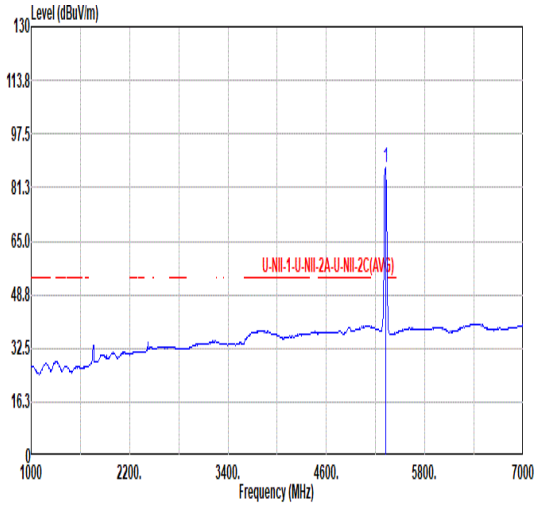 Freq Level Limit Line Over Limit Read Level Ant Factor Cable Loss Preamp Factor Aux Factor APos TPos Remark MHz dBuV/m dBuV/m dB dBuV dB/m dB dB dB cm deg 1 5320.00 87.32 ------ ------ 79.07 34.80 10.81 37.36 0.00 353 268 AVERAGE

Mode	15	
	Harmonic	
	U-NII-2A_5.25-5.35_802.11n HT20_CH64_5320MHz	
ANT	1	
Pol.	Horizontal	Vertical
Peak Avg	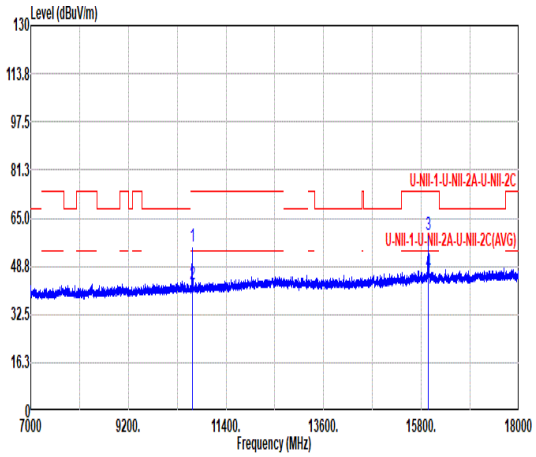 Freq Level Limit Line Over Limit Read Level Ant Factor Cable Loss Preamp Factor Aux Factor APos TPos Remark MHz dBuV/m dBuV/m dB dBuV dB/m dB dB dB cm deg 1 10640.00 55.42 74.00 -18.58 69.11 37.55 15.71 66.95 0.00 100 120 PEAK 2 10640.00 42.84 54.00 -11.16 56.53 37.55 15.71 66.95 0.00 100 120 AVERAGE 3 15960.00 59.22 74.00 -14.78 63.82 40.27 19.32 64.19 0.00 100 303 PEAK 4 15960.00 46.78 54.00 -7.22 51.38 40.27 19.32 64.19 0.00 100 303 AVERAGE	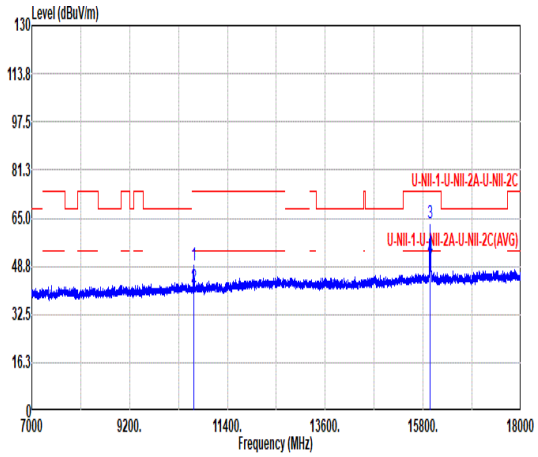 Freq Level Limit Line Over Limit Read Level Ant Factor Cable Loss Preamp Factor Aux Factor APos TPos Remark MHz dBuV/m dBuV/m dB dBuV dB/m dB dB dB cm deg 1 10643.93 48.95 74.00 -25.05 62.64 37.55 15.71 66.95 0.00 100 15 Peak 2 10643.93 41.67 54.00 -12.33 55.36 37.55 15.71 66.95 0.00 100 15 Average 3 15960.00 63.08 74.00 -10.92 67.68 40.27 19.32 64.19 0.00 371 113 PEAK 4 15960.00 51.74 54.00 -2.26 56.34 40.27 19.32 64.19 0.00 371 113 AVERAGE

Mode	16	
	Band Edge	
	U-NII-2C_5.47-5.725_802.11n HT20_CH100_5500MHz	
ANT	1	
Pol.	Horizontal	Fundamental
Peak	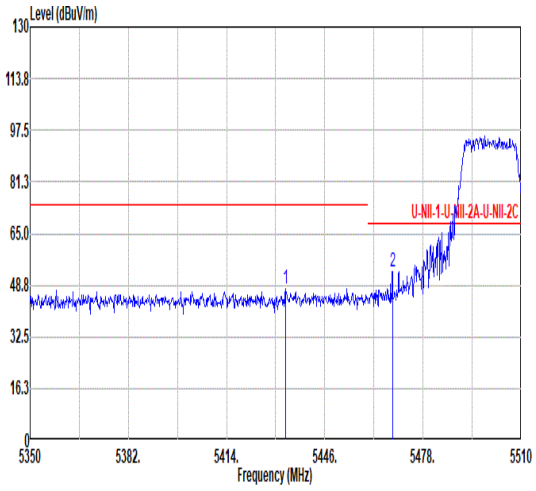 Freq Level Limit Line Over Limit Read Level Ant Factor Cable Loss Preamp Factor Aux Factor APos TPos Remark MHz dBuV/m dBuV/m dB dBuV dB/m dB dB dB cm deg 1 5433.36 47.41 74.00 -26.59 38.99 34.80 10.93 37.31 0.00 121 296 PEAK 2 5468.08 53.02 68.20 -15.18 44.51 34.83 10.98 37.30 0.00 121 296 PEAK	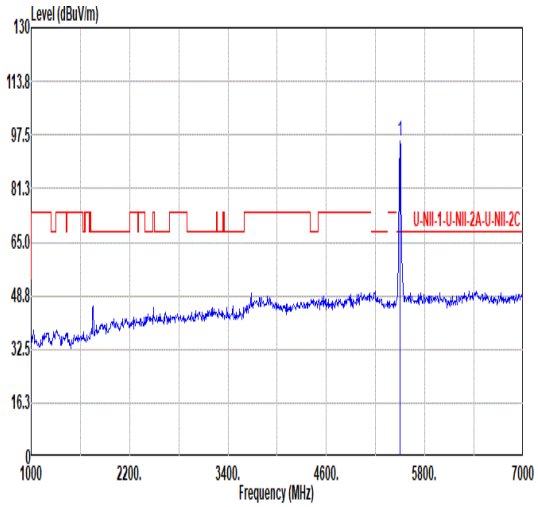 Freq Level Limit Line Over Limit Read Level Ant Factor Cable Loss Preamp Factor Aux Factor APos TPos Remark MHz dBuV/m dBuV/m dB dBuV dB/m dB dB dB cm deg 1 5500.00 95.60 ------ ------ 87.16 34.70 11.02 37.28 0.00 121 296 PEAK
Avg	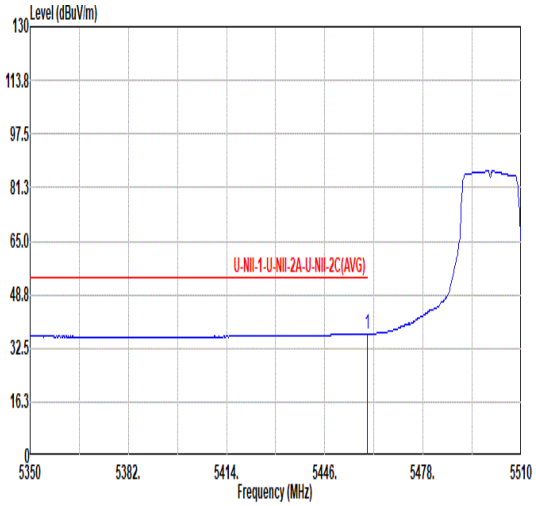 Freq Level Limit Line Over Limit Read Level Ant Factor Cable Loss Preamp Factor Aux Factor APos TPos Remark MHz dBuV/m dBuV/m dB dBuV dB/m dB dB dB cm deg 1 5459.92 36.82 54.00 -17.18 28.29 34.86 10.97 37.30 0.00 121 296 AVERAGE	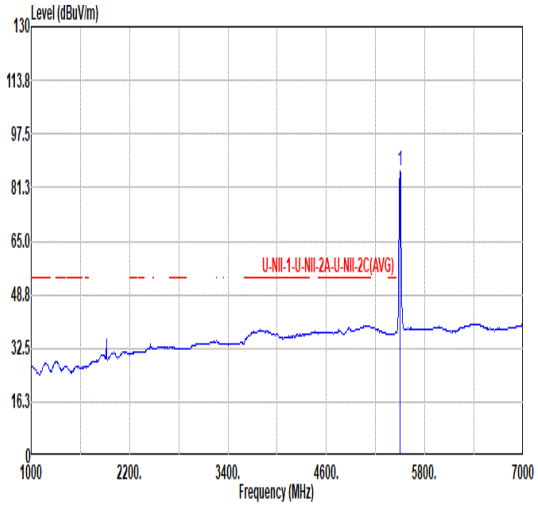 Freq Level Limit Line Over Limit Read Level Ant Factor Cable Loss Preamp Factor Aux Factor APos TPos Remark MHz dBuV/m dBuV/m dB dBuV dB/m dB dB dB cm deg 1 5500.00 86.34 ------ ------ 77.90 34.70 11.02 37.28 0.00 121 296 AVERAGE

Mode	16	
	Band Edge	
	U-NII-2C_5.47-5.725_802.11n HT20_CH100_5500MHz	
ANT	1	
Pol.	Vertical	Fundamental
Peak	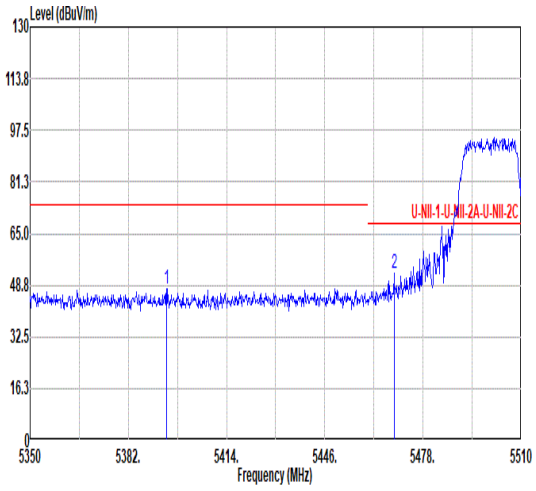 Freq Level Limit Line Over Limit Read Level Ant Factor Cable Loss Preamp Factor Aux Factor APos TPos Remark MHz dBuV/m dBuV/m dB dBuV dB/m dB dB dB cm deg 1 5394.48 47.63 74.00 -26.37 39.46 34.62 10.88 37.33 0.00 313 266 PEAK 2 5468.56 52.69 68.20 -15.51 44.18 34.83 10.98 37.30 0.00 313 266 PEAK	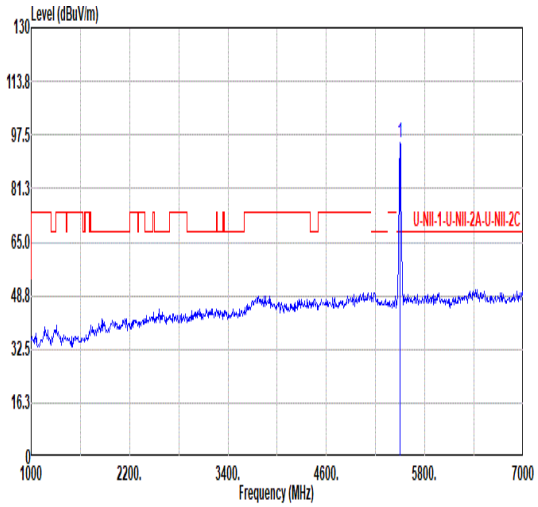 Freq Level Limit Line Over Limit Read Level Ant Factor Cable Loss Preamp Factor Aux Factor APos TPos Remark MHz dBuV/m dBuV/m dB dBuV dB/m dB dB dB cm deg 1 5500.00 94.93 ------ ------ 86.49 34.70 11.02 37.28 0.00 313 266 PEAK
Avg	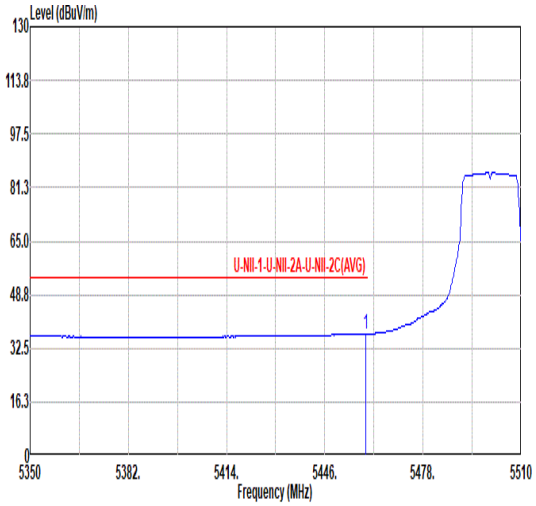 Freq Level Limit Line Over Limit Read Level Ant Factor Cable Loss Preamp Factor Aux Factor APos TPos Remark MHz dBuV/m dBuV/m dB dBuV dB/m dB dB dB cm deg 1 5459.44 36.86 54.00 -17.14 28.33 34.86 10.97 37.30 0.00 313 266 AVERAGE	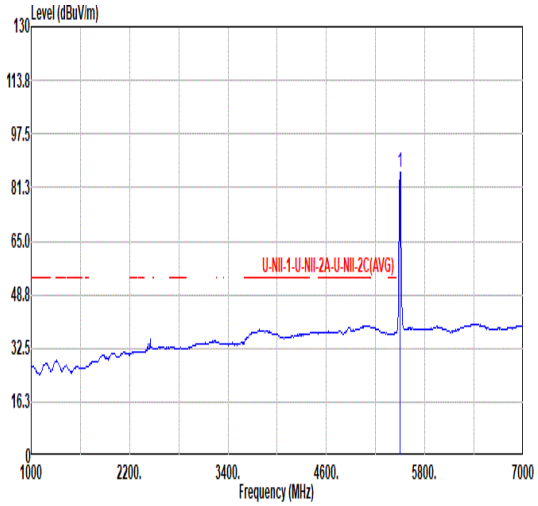 Freq Level Limit Line Over Limit Read Level Ant Factor Cable Loss Preamp Factor Aux Factor APos TPos Remark MHz dBuV/m dBuV/m dB dBuV dB/m dB dB dB cm deg 1 5500.00 85.92 ------ ------ 77.48 34.70 11.02 37.28 0.00 313 266 AVERAGE

Mode	16	
	Harmonic	
	U-NII-2C_5.47-5.725_802.11n HT20_CH100_5500MHz	
ANT	1	
Pol.	Horizontal	Vertical
Peak Avg	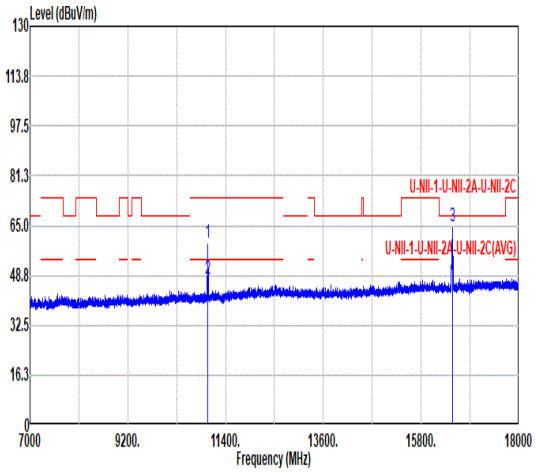 Freq Level Limit Line Over Limit Read Level Ant Factor Cable Loss Preamp Factor Aux Factor APos TPos Remark MHz dBuV/m dBuV/m dB dBuV dB/m dB dB dB cm deg 1 11000.00 59.22 74.00 -14.78 72.01 37.80 16.04 66.63 0.00 100 293 PEAK 2 11000.00 47.58 54.00 -6.42 60.37 37.80 16.04 66.63 0.00 100 293 AVERAGE 3 16500.00 64.82 68.20 -3.38 68.74 40.70 19.67 64.29 0.00 100 298 PEAK	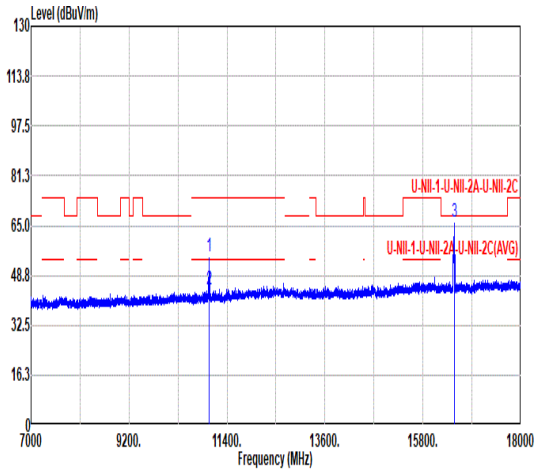 Freq Level Limit Line Over Limit Read Level Ant Factor Cable Loss Preamp Factor Aux Factor APos TPos Remark MHz dBuV/m dBuV/m dB dBuV dB/m dB dB dB cm deg 1 11000.00 54.85 74.00 -19.15 67.64 37.80 16.04 66.63 0.00 273 93 PEAK 2 11000.00 44.34 54.00 -9.66 57.13 37.80 16.04 66.63 0.00 273 93 AVERAGE 3 16500.00 66.10 68.20 -2.10 70.02 40.70 19.67 64.29 0.00 100 29 PEAK

Mode	17	
	Harmonic	
	U-NII-2C_5.47-5.725_802.11n HT20_CH116_5580MHz	
ANT	1	
Pol.	Horizontal	Vertical
Peak Avg	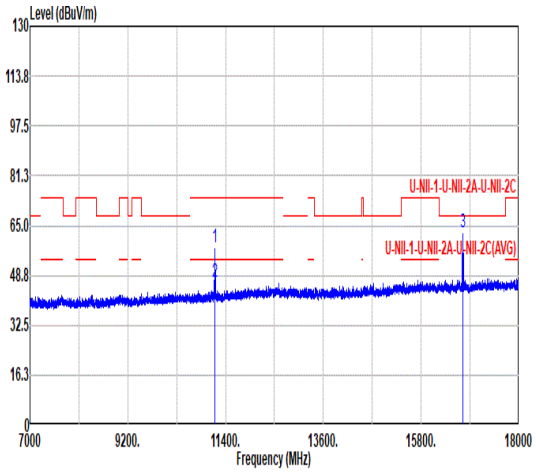 Freq Level Limit Over Read Ant Cable Preamp Aux APos TPos Remark MHz dBuV/m dBuV/m dB dBuV dB/m dB dB dB cm deg 1 11160.00 58.08 74.00 -15.92 70.60 37.94 16.15 66.61 0.00 104 295 PEAK 2 11160.00 46.69 54.00 -7.31 59.21 37.94 16.15 66.61 0.00 104 295 AVERAGE 3 16740.00 62.62 68.20 -5.58 66.39 40.90 19.83 64.50 0.00 100 298 PEAK	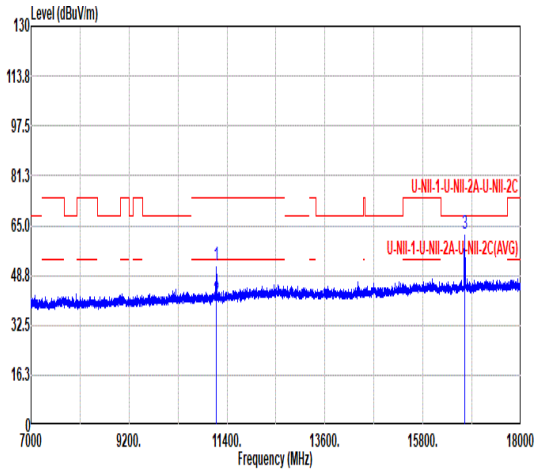 Freq Level Limit Over Read Ant Cable Preamp Aux APos TPos Remark MHz dBuV/m dBuV/m dB dBuV dB/m dB dB dB cm deg 1 11160.00 51.96 74.00 -22.04 64.48 37.94 16.15 66.61 0.00 100 83 PEAK 2 11160.00 40.85 54.00 -13.15 53.37 37.94 16.15 66.61 0.00 100 83 AVERAGE 3 16740.00 62.19 68.20 -6.01 65.97 40.89 19.83 64.50 0.00 100 35 PEAK

Mode	18	
	Band Edge	
	U-NII-2C_5.47-5.725_802.11n HT20_CH140_5700MHz	
ANT	1	
Pol.	Horizontal	Fundamental
Peak	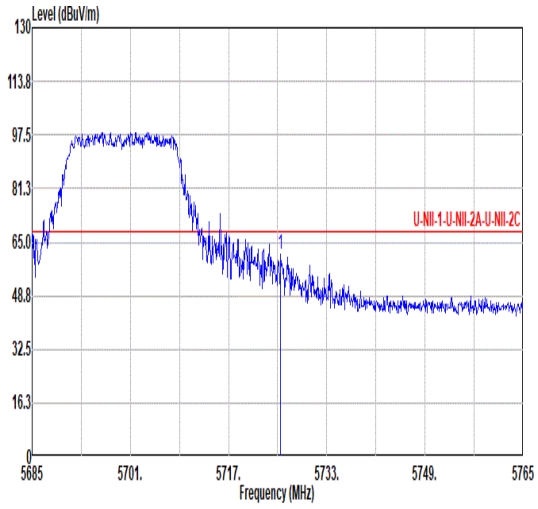 Freq Level Limit Line Over Limit Read Level Ant Factor Cable Loss Preamp Factor Aux Factor APos TPos Remark MHz dBuV/m dBuV/m dB dBuV dB/m dB dB dB cm deg 1 5725.48 61.52 68.20 -6.68 52.94 34.80 11.33 37.55 0.00 100 239 PEAK	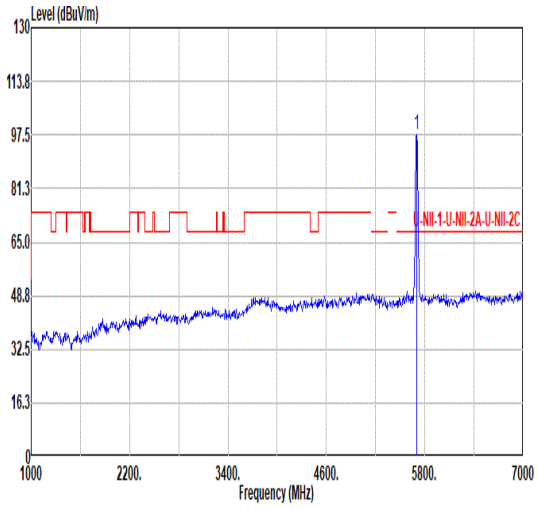 Freq Level Limit Line Over Limit Read Level Ant Factor Cable Loss Preamp Factor Aux Factor APos TPos Remark MHz dBuV/m dBuV/m dB dBuV dB/m dB dB dB cm deg 1 5700.00 97.43 ------ ------ 88.88 34.70 11.29 37.44 0.00 100 239 PEAK
Avg	Blank	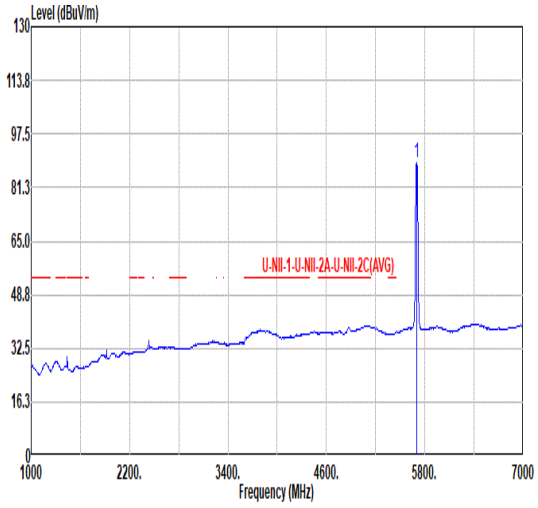 Freq Level Limit Line Over Limit Read Level Ant Factor Cable Loss Preamp Factor Aux Factor APos TPos Remark MHz dBuV/m dBuV/m dB dBuV dB/m dB dB dB cm deg 1 5700.00 88.69 ------ ------ 80.14 34.70 11.29 37.44 0.00 100 239 AVERAGE

Mode	18	
	Band Edge	
	U-NII-2C_5.47-5.725_802.11n HT20_CH140_5700MHz	
ANT	1	
Pol.	Vertical	Fundamental
Peak	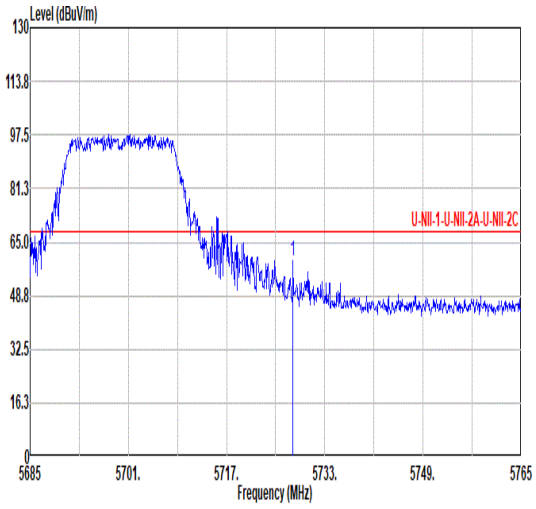 Freq Level Limit Line Over Limit Read Level Ant Factor Cable Loss Preamp Factor Aux Factor APos TPos Remark MHz dBuV/m dBuV/m dB dBuV dB/m dB dB dB cm deg 1 5727.80 59.47 68.20 -8.73 50.89 34.81 11.33 37.56 0.00 339 267 PEAK	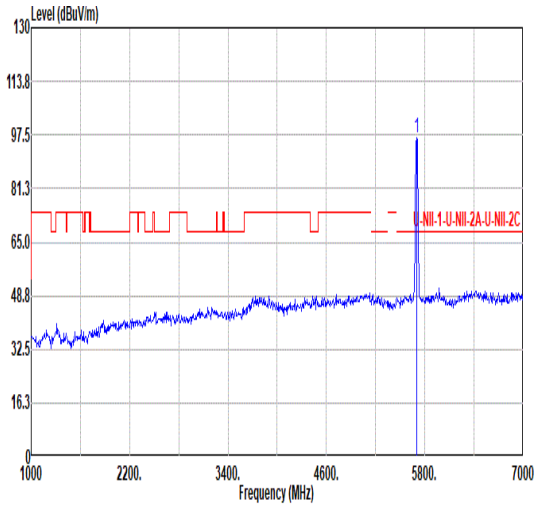 Freq Level Limit Line Over Limit Read Level Ant Factor Cable Loss Preamp Factor Aux Factor APos TPos Remark MHz dBuV/m dBuV/m dB dBuV dB/m dB dB dB cm deg 1 5700.00 96.78 ------ ------ 88.23 34.72 11.30 37.47 0.00 339 267 PEAK
Avg	Blank	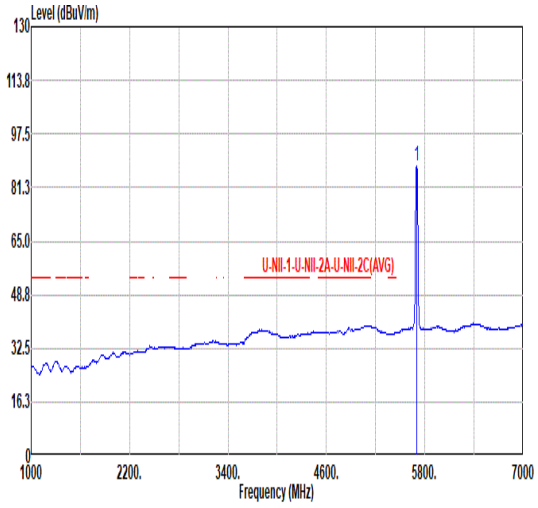 Freq Level Limit Line Over Limit Read Level Ant Factor Cable Loss Preamp Factor Aux Factor APos TPos Remark MHz dBuV/m dBuV/m dB dBuV dB/m dB dB dB cm deg 1 5700.00 87.88 ------ ------ 79.33 34.70 11.29 37.44 0.00 339 267 AVERAGE

Mode	18	
	Harmonic	
	U-NII-2C_5.47-5.725_802.11n HT20_CH140_5700MHz	
ANT	1	
Pol.	Horizontal	Vertical
Peak Avg	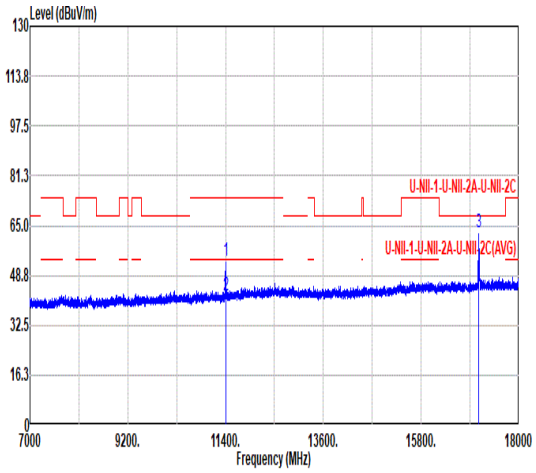 Freq Level Limit Line Over Limit Read Level Ant Factor Cable Loss Preamp Factor Aux Factor APos TPos Remark MHz dBuV/m dBuV/m dB dBuV dB/m dB dB dB cm deg 1 11400.00 53.52 74.00 -20.48 65.65 38.16 16.30 66.59 0.00 318 313 PEAK 2 11400.00 42.28 54.00 -11.72 54.41 38.16 16.30 66.59 0.00 318 313 AVERAGE 3 17100.00 62.99 68.20 -5.21 66.49 41.12 20.07 64.69 0.00 100 316 PEAK	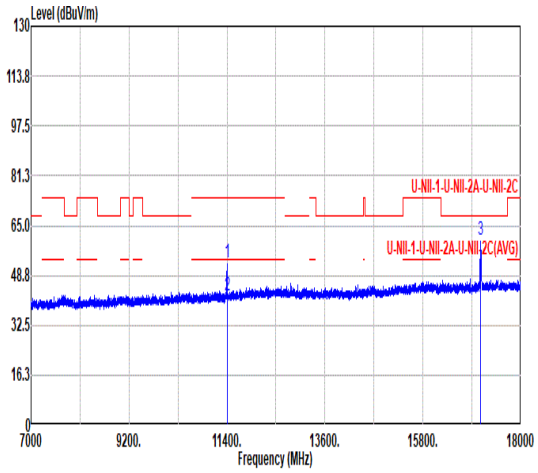 Freq Level Limit Line Over Limit Read Level Ant Factor Cable Loss Preamp Factor Aux Factor APos TPos Remark MHz dBuV/m dBuV/m dB dBuV dB/m dB dB dB cm deg 1 11400.00 52.99 74.00 -21.01 65.12 38.16 16.30 66.59 0.00 300 275 PEAK 2 11400.00 41.98 54.00 -12.02 54.11 38.16 16.30 66.59 0.00 300 275 AVERAGE 3 17100.00 60.57 68.20 -7.63 64.07 41.12 20.07 64.69 0.00 100 12 PEAK

Mode	19	
	Band Edge - L	
	U-NII-1_5.15-5.25_802.11n HT40_CH38_5190MHz	
ANT	1	
Pol.	Horizontal	Fundamental
Peak	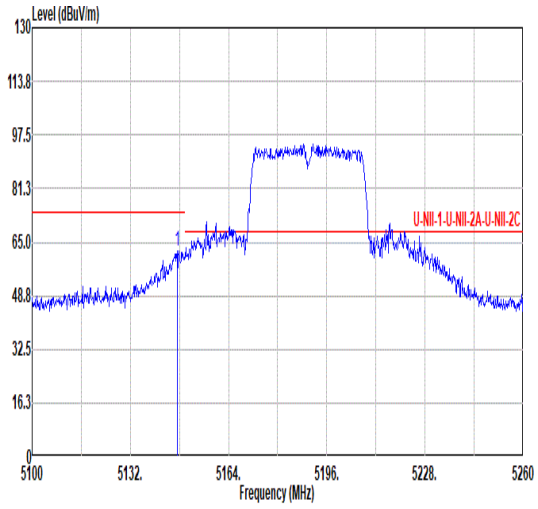 Freq Level Limit Line Over Limit Read Level Ant Factor Cable Loss Preamp Factor Aux Factor APos TPos Remark MHz dBuV/m dBuV/m dB dBuV dB/m dB dB dB cm deg 1 5147.20 62.53 74.00 -11.47 54.71 34.61 10.65 37.44 0.00 102 301 PEAK	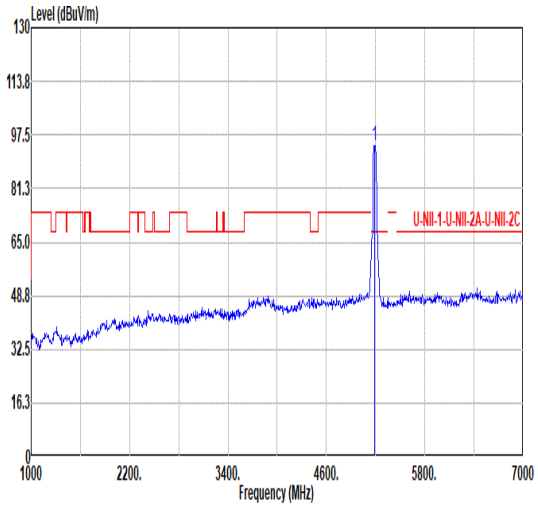 Freq Level Limit Line Over Limit Read Level Ant Factor Cable Loss Preamp Factor Aux Factor APos TPos Remark MHz dBuV/m dBuV/m dB dBuV dB/m dB dB dB cm deg 1 5190.00 94.16 ------ ------ 86.23 34.66 10.69 37.42 0.00 102 301 PEAK
Avg	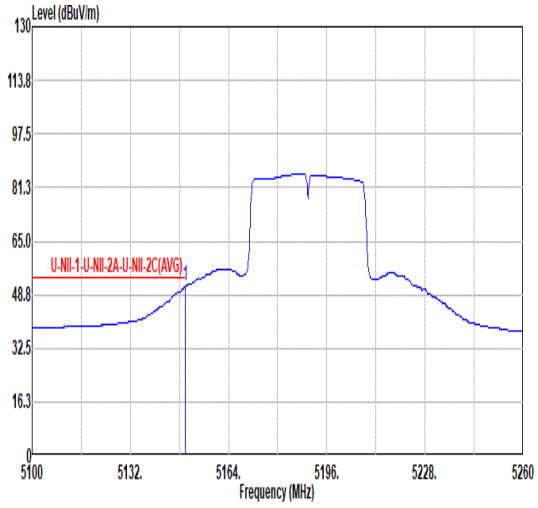 Freq Level Limit Line Over Limit Read Level Ant Factor Cable Loss Preamp Factor Aux Factor APos TPos Remark MHz dBuV/m dBuV/m dB dBuV dB/m dB dB dB cm deg 1 5149.92 51.28 54.00 -2.72 43.46 34.60 10.65 37.43 0.00 102 301 AVERAGE	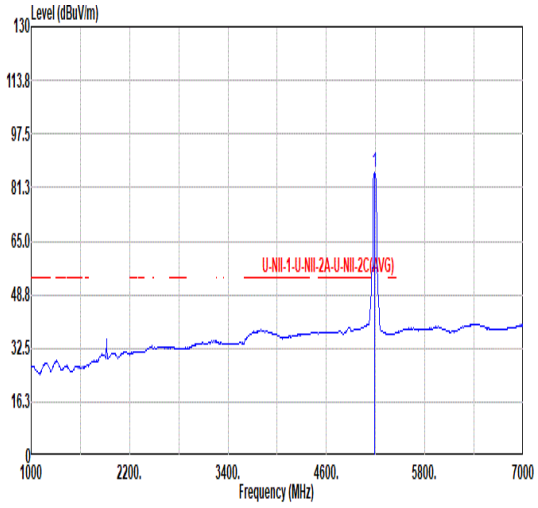 Freq Level Limit Line Over Limit Read Level Ant Factor Cable Loss Preamp Factor Aux Factor APos TPos Remark MHz dBuV/m dBuV/m dB dBuV dB/m dB dB dB cm deg 1 5190.00 85.61 ------ ------ 77.65 34.68 10.70 37.42 0.00 102 301 AVERAGE

Mode	19	
	Band Edge - R	
	U-NII-1_5.15-5.25_802.11n HT40_CH38_5190MHz	
ANT	1	
Pol.	Horizontal	Fundamental
Peak	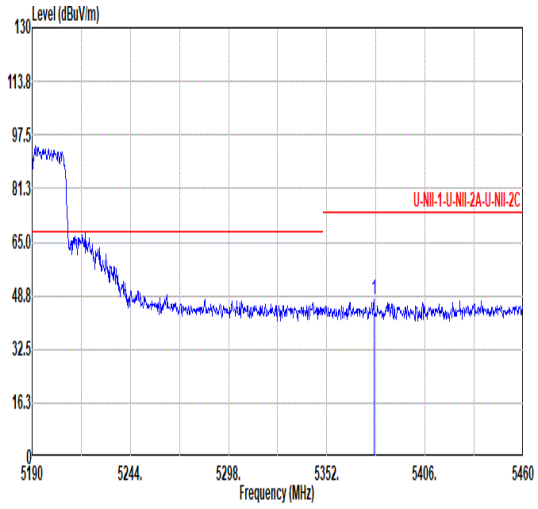 Freq Level Limit Line Over Limit Read Level Ant Factor Cable Loss Preamp Factor Aux Factor APos TPos Remark MHz dBuV/m dBuV/m dB dBuV dB/m dB dB dB cm deg 1 5377.92 47.47 74.00 -26.53 39.24 34.69 10.87 37.33 0.00 102 301 PEAK	Blank
Avg	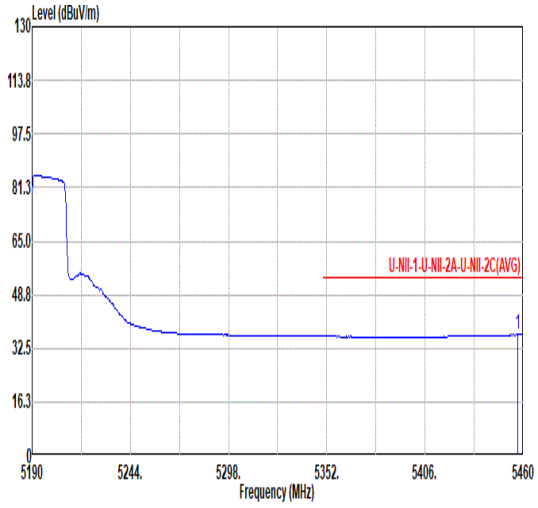 Freq Level Limit Line Over Limit Read Level Ant Factor Cable Loss Preamp Factor Aux Factor APos TPos Remark MHz dBuV/m dBuV/m dB dBuV dB/m dB dB dB cm deg 1 5456.76 36.61 54.00 -17.39 28.08 34.87 10.96 37.30 0.00 102 301 AVERAGE	Blank

Mode	19	
	Band Edge - L	
	U-NII-1_5.15-5.25_802.11n HT40_CH38_5190MHz	
ANT	1	
Pol.	Vertical	Fundamental
Peak	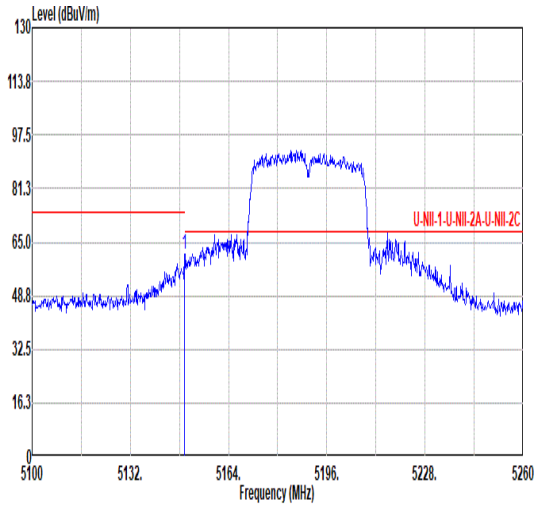 Freq Level Limit Line Over Limit Read Level Ant Factor Cable Loss Preamp Factor Aux Factor APos TPos Remark MHz dBuV/m dBuV/m dB dBuV dB/m dB dB dB cm deg 1 5149.60 61.44 74.00 -12.56 53.62 34.60 10.65 37.43 0.00 333 288 PEAK	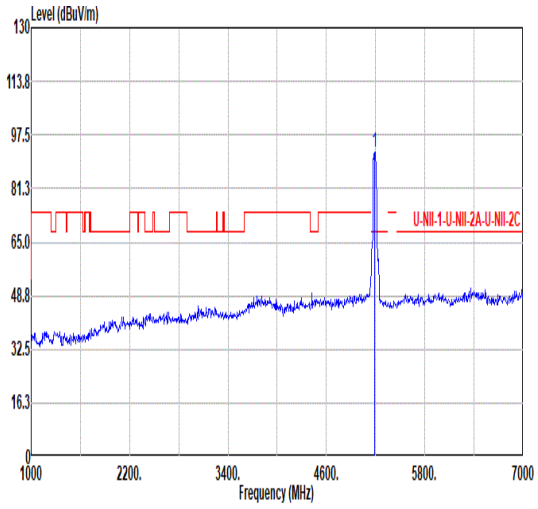 Freq Level Limit Line Over Limit Read Level Ant Factor Cable Loss Preamp Factor Aux Factor APos TPos Remark MHz dBuV/m dBuV/m dB dBuV dB/m dB dB dB cm deg 1 5190.00 92.11 ------ ------ 84.14 34.69 10.70 37.42 0.00 333 288 PEAK
Avg	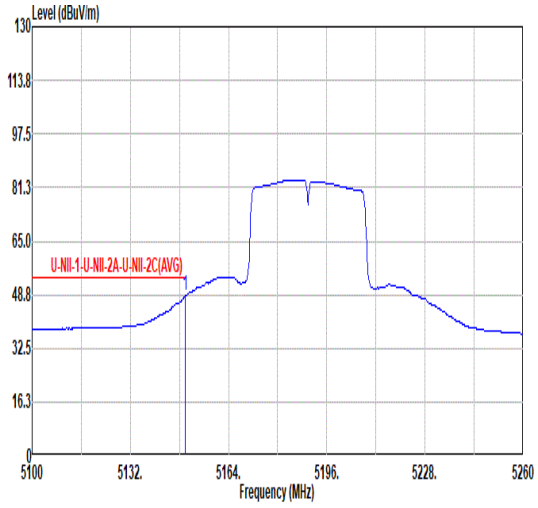 Freq Level Limit Line Over Limit Read Level Ant Factor Cable Loss Preamp Factor Aux Factor APos TPos Remark MHz dBuV/m dBuV/m dB dBuV dB/m dB dB dB cm deg 1 5149.92 48.37 54.00 -5.63 40.55 34.60 10.65 37.43 0.00 333 288 AVERAGE	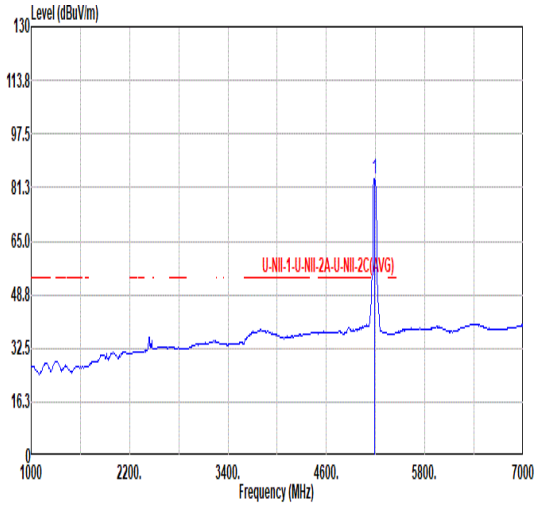 Freq Level Limit Line Over Limit Read Level Ant Factor Cable Loss Preamp Factor Aux Factor APos TPos Remark MHz dBuV/m dBuV/m dB dBuV dB/m dB dB dB cm deg 1 5190.00 83.71 ------ ------ 75.75 34.68 10.70 37.42 0.00 333 288 AVERAGE

Mode	19	
	Band Edge - R	
	U-NII-1_5.15-5.25_802.11n HT40_CH38_5190MHz	
ANT	1	
Pol.	Vertical	Fundamental
Peak	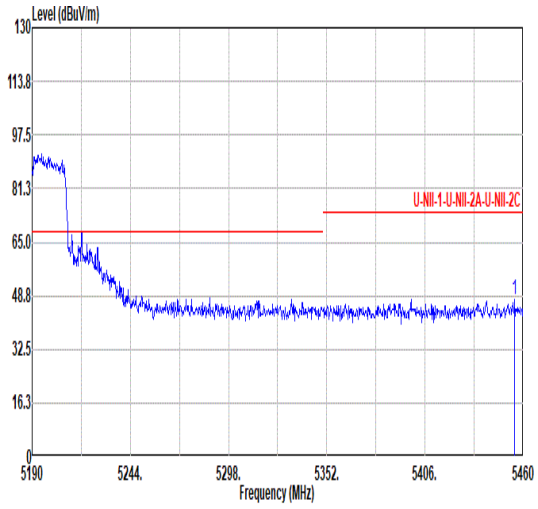 Freq Level Limit Line Over Limit Read Level Ant Factor Cable Loss Preamp Factor Aux Factor APos TPos Remark MHz dBuV/m dBuV/m dB dBuV dB/m dB dB dB cm deg 1 5455.41 47.69 74.00 -26.31 39.15 34.88 10.96 37.30 0.00 333 288 PEAK	Blank
Avg	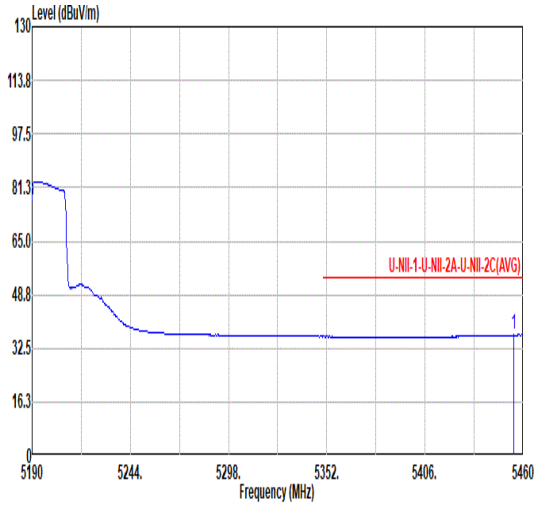 Freq Level Limit Line Over Limit Read Level Ant Factor Cable Loss Preamp Factor Aux Factor APos TPos Remark MHz dBuV/m dBuV/m dB dBuV dB/m dB dB dB cm deg 1 5454.60 36.57 54.00 -17.43 28.03 34.88 10.96 37.30 0.00 333 288 AVERAGE	Blank

Mode	19	
	Harmonic	
	U-NII-1_5.15-5.25_802.11n HT40_CH38_5190MHz	
ANT	1	
Pol.	Horizontal	Vertical
Peak Avg	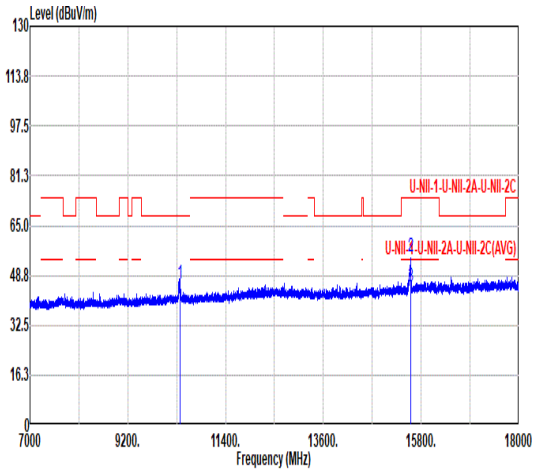 Freq Level Limit Line Over Limit Read Level Ant Factor Cable Loss Preamp Factor Aux Factor APos TPos Remark MHz dBuV/m dBuV/m dB dBuV dB/m dB dB dB cm deg 1 10380.00 46.19 68.20 -22.01 60.39 37.37 15.47 67.04 0.00 --- --- PEAK 2 15570.00 54.72 74.00 -19.28 60.12 40.00 19.06 64.46 0.00 100 286 PEAK 3 15570.00 45.05 54.00 -8.95 50.48 39.99 19.05 64.47 0.00 100 286 AVERAGE	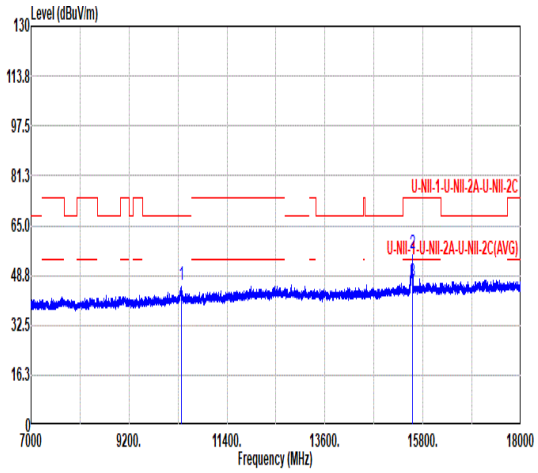 Freq Level Limit Line Over Limit Read Level Ant Factor Cable Loss Preamp Factor Aux Factor APos TPos Remark MHz dBuV/m dBuV/m dB dBuV dB/m dB dB dB cm deg 1 10380.00 45.73 68.20 -22.47 59.93 37.37 15.47 67.04 0.00 --- --- PEAK 2 15570.00 56.07 74.00 -17.93 61.47 40.00 19.06 64.46 0.00 100 267 PEAK 3 15570.00 46.43 54.00 -7.57 51.86 39.99 19.05 64.47 0.00 100 267 AVERAGE

Mode	20	
	Band Edge - L	
	U-NII-1_5.15-5.25_802.11n HT40_CH46_5230MHz	
ANT	1	
Pol.	Horizontal	Fundamental
Peak	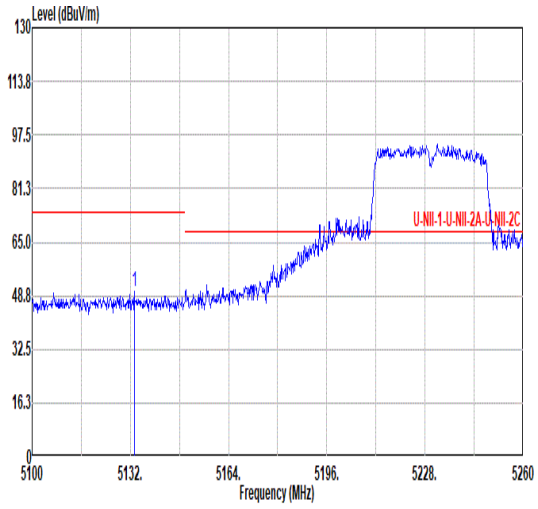 Freq Level Limit Line Over Limit Read Level Ant Factor Cable Loss Preamp Factor Aux Factor APos TPos Remark MHz dBuV/m dBuV/m dB dBuV dB/m dB dB dB cm deg 1 5133.28 50.21 74.00 -23.79 42.34 34.67 10.64 37.44 0.00 119 307 PEAK	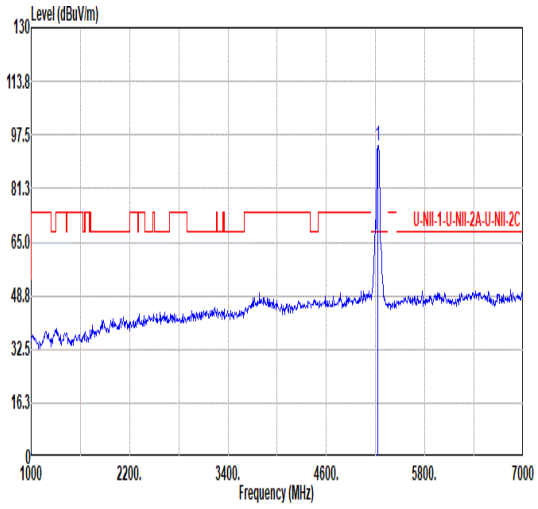 Freq Level Limit Line Over Limit Read Level Ant Factor Cable Loss Preamp Factor Aux Factor APos TPos Remark MHz dBuV/m dBuV/m dB dBuV dB/m dB dB dB cm deg 1 5230.00 94.37 ------ ------ 86.40 34.63 10.74 37.40 0.00 119 307 PEAK
Avg	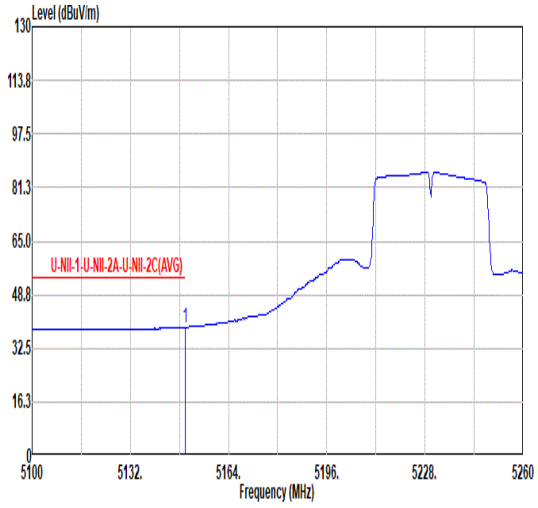 Freq Level Limit Line Over Limit Read Level Ant Factor Cable Loss Preamp Factor Aux Factor APos TPos Remark MHz dBuV/m dBuV/m dB dBuV dB/m dB dB dB cm deg 1 5149.92 38.90 54.00 -15.10 31.08 34.60 10.65 37.43 0.00 119 307 AVERAGE	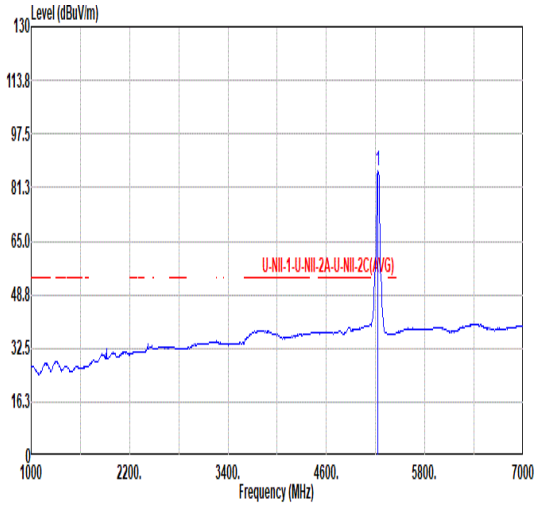 Freq Level Limit Line Over Limit Read Level Ant Factor Cable Loss Preamp Factor Aux Factor APos TPos Remark MHz dBuV/m dBuV/m dB dBuV dB/m dB dB dB cm deg 1 5230.00 86.23 ------ ------ 78.26 34.64 10.73 37.40 0.00 119 307 AVERAGE

Mode	20	
	Band Edge - R	
	U-NII-1_5.15-5.25_802.11n HT40_CH46_5230MHz	
ANT	1	
Pol.	Horizontal	Fundamental
Peak	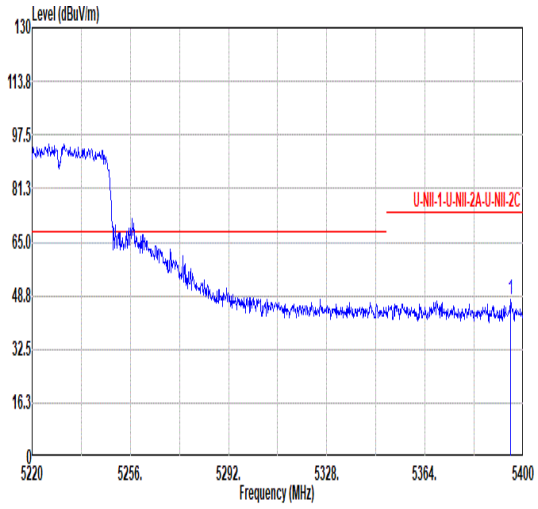 Freq Level Limit Line Over Limit Read Level Ant Factor Cable Loss Preamp Factor Aux Factor APos TPos Remark MHz dBuV/m dBuV/m dB dBuV dB/m dB dB dB cm deg 1 5395.32 47.51 74.00 -26.49 39.33 34.62 10.89 37.33 0.00 119 307 PEAK	Blank
Avg	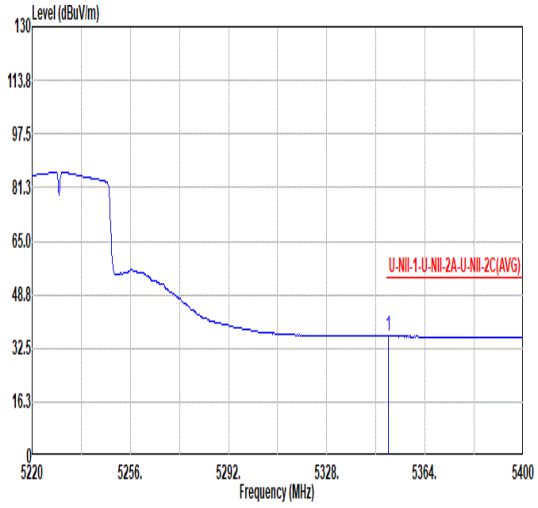 Freq Level Limit Line Over Limit Read Level Ant Factor Cable Loss Preamp Factor Aux Factor APos TPos Remark MHz dBuV/m dBuV/m dB dBuV dB/m dB dB dB cm deg 1 5350.50 36.15 54.00 -17.85 27.86 34.80 10.84 37.35 0.00 119 307 AVERAGE	Blank

Mode	20	
	Band Edge - L	
	U-NII-1_5.15-5.25_802.11n HT40_CH46_5230MHz	
ANT	1	
Pol.	Vertical	Fundamental
Peak	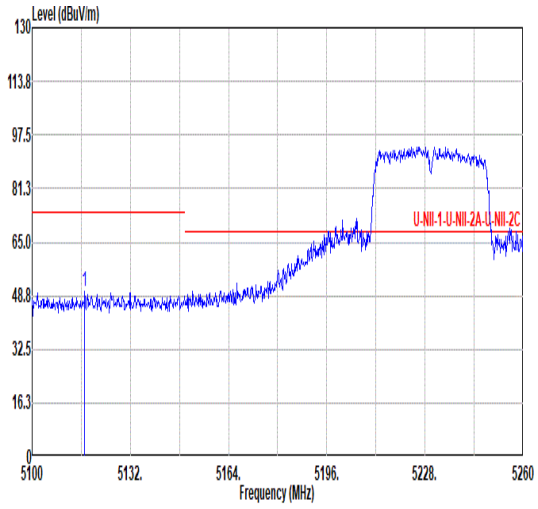 Freq Level Limit Line Over Limit Read Level Ant Factor Cable Loss Preamp Factor Aux Factor APos TPos Remark MHz dBuV/m dBuV/m dB dBuV dB/m dB dB dB cm deg 1 5117.12 49.98 74.00 -24.02 42.08 34.73 10.62 37.45 0.00 364 264 PEAK	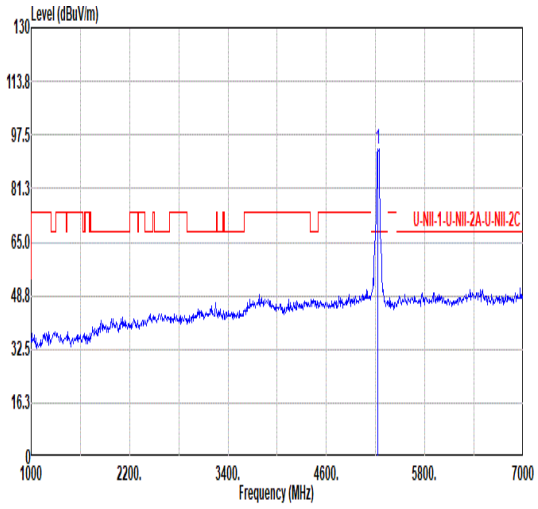 Freq Level Limit Line Over Limit Read Level Ant Factor Cable Loss Preamp Factor Aux Factor APos TPos Remark MHz dBuV/m dBuV/m dB dBuV dB/m dB dB dB cm deg 1 5230.00 93.05 ------ ------ 85.08 34.62 10.74 37.39 0.00 364 264 PEAK
Avg	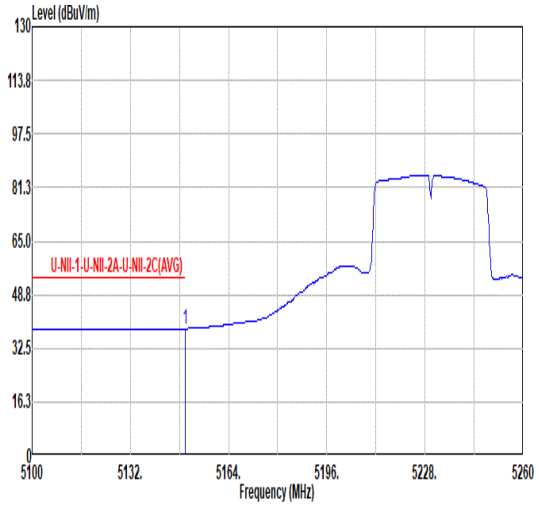 Freq Level Limit Line Over Limit Read Level Ant Factor Cable Loss Preamp Factor Aux Factor APos TPos Remark MHz dBuV/m dBuV/m dB dBuV dB/m dB dB dB cm deg 1 5149.92 38.49 54.00 -15.51 30.67 34.60 10.65 37.43 0.00 364 264 AVERAGE	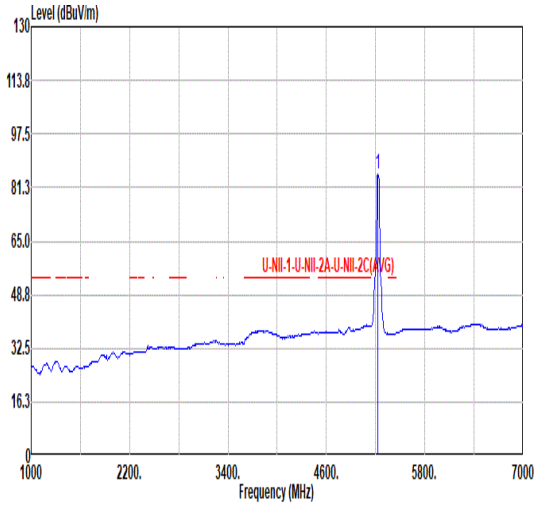 Freq Level Limit Line Over Limit Read Level Ant Factor Cable Loss Preamp Factor Aux Factor APos TPos Remark MHz dBuV/m dBuV/m dB dBuV dB/m dB dB dB cm deg 1 5230.00 85.40 ------ ------ 77.43 34.64 10.73 37.40 0.00 364 264 AVERAGE

Mode	20	
	Band Edge - R	
	U-NII-1_5.15-5.25_802.11n HT40_CH46_5230MHz	
ANT	1	
Pol.	Vertical	Fundamental
Peak	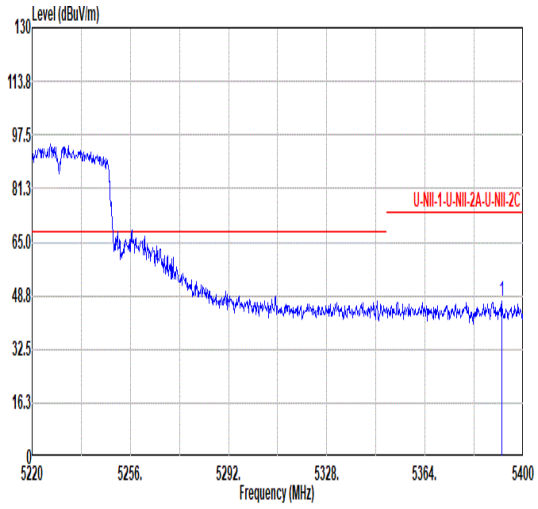 Freq Level Limit Line Over Limit Read Level Ant Factor Cable Loss Preamp Factor Aux Factor APos TPos Remark MHz dBuV/m dBuV/m dB dBuV dB/m dB dB dB cm deg 1 5392.08 47.33 74.00 -26.67 39.15 34.63 10.88 37.33 0.00 364 264 PEAK	Blank
Avg	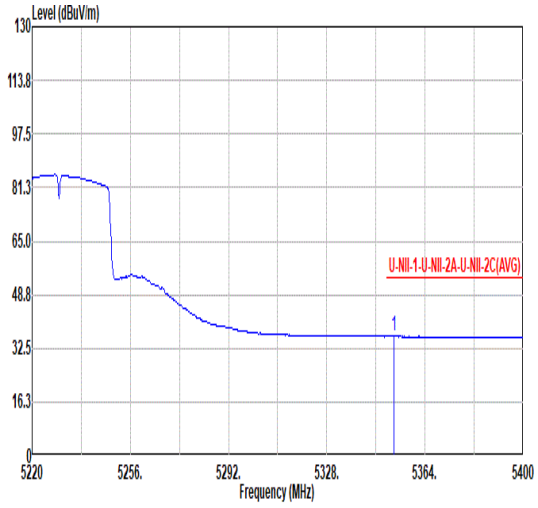 Freq Level Limit Line Over Limit Read Level Ant Factor Cable Loss Preamp Factor Aux Factor APos TPos Remark MHz dBuV/m dBuV/m dB dBuV dB/m dB dB dB cm deg 1 5352.48 36.13 54.00 -17.87 27.85 34.79 10.84 37.35 0.00 364 264 AVERAGE	Blank

Mode	20	
	Harmonic	
	U-NII-1_5.15-5.25_802.11n HT40_CH46_5230MHz	
ANT	1	
Pol.	Horizontal	Vertical
Peak Avg	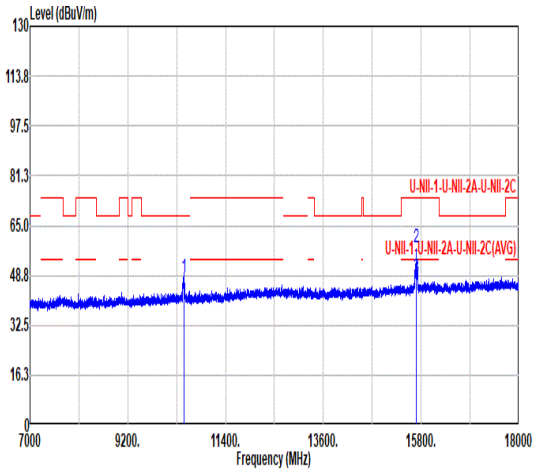 Freq Level Limit Line Over Limit Read Level Ant Factor Cable Loss Preamp Factor Aux Factor APos TPos Remark MHz dBuV/m dBuV/m dB dBuV dB/m dB dB dB cm deg 1 10460.00 47.99 68.20 -20.21 62.10 37.42 15.54 67.07 0.00 --- --- PEAK 2 15690.00 57.82 74.00 -16.18 62.98 40.08 19.14 64.38 0.00 100 281 PEAK 3 15690.00 48.19 54.00 -5.81 53.35 40.08 19.14 64.38 0.00 100 281 AVERAGE	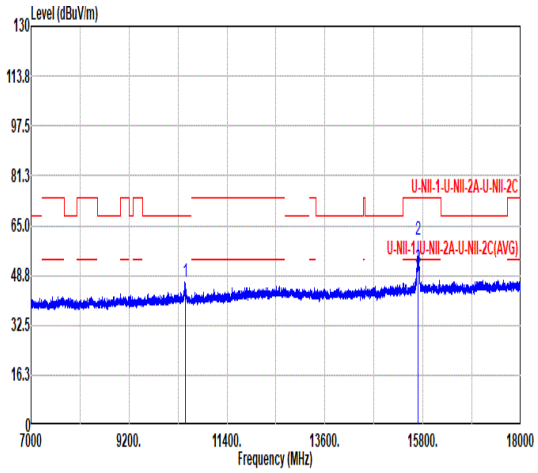 Freq Level Limit Line Over Limit Read Level Ant Factor Cable Loss Preamp Factor Aux Factor APos TPos Remark MHz dBuV/m dBuV/m dB dBuV dB/m dB dB dB cm deg 1 10460.00 46.79 68.20 -21.41 60.90 37.42 15.54 67.07 0.00 --- --- PEAK 2 15690.00 60.38 74.00 -13.62 65.54 40.08 19.14 64.38 0.00 100 281 PEAK 3 15690.00 50.91 54.00 -3.09 56.05 40.09 19.14 64.37 0.00 100 281 AVERAGE

Mode	21	
	Harmonic	
	U-NII-2A_5.25-5.35_802.11n HT40_CH54_5270MHz	
ANT	1	
Pol.	Horizontal	Vertical
Peak Avg	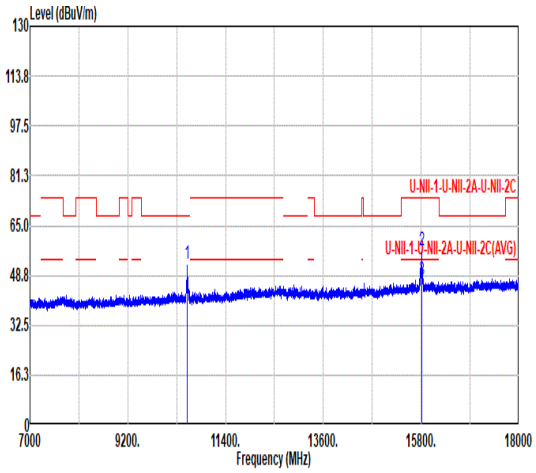 Freq Level Limit Over Read Ant Cable Preamp Aux APos TPos Remark MHz dBuV/m dBuV/m dB dBuV dB/m dB dB dB cm deg 1 10540.00 52.40 68.20 -15.80 66.34 37.48 15.62 67.04 0.00 100 120 PEAK 2 15810.00 56.86 74.00 -17.14 61.76 40.17 19.22 64.29 0.00 100 279 PEAK 3 15810.00 47.26 54.00 -6.74 52.16 40.17 19.22 64.29 0.00 100 279 AVERAGE	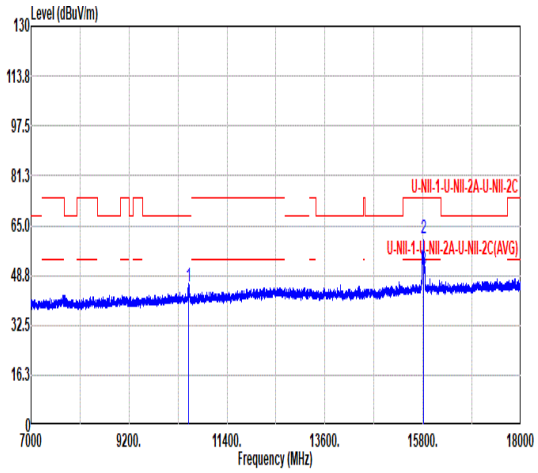 Freq Level Limit Over Read Ant Cable Preamp Aux APos TPos Remark MHz dBuV/m dBuV/m dB dBuV dB/m dB dB dB cm deg 1 10540.00 45.25 68.20 -22.95 59.19 37.48 15.62 67.04 0.00 --- --- PEAK 2 15810.00 60.60 74.00 -13.40 65.50 40.17 19.22 64.29 0.00 100 280 PEAK 3 15810.00 50.64 54.00 -3.36 55.56 40.16 19.22 64.30 0.00 100 280 AVERAGE

Mode	22	
	Band Edge - L	
	U-NII-2A_5.25-5.35_802.11n HT40_CH62_5310MHz	
ANT	1	
Pol.	Horizontal	Fundamental
Peak	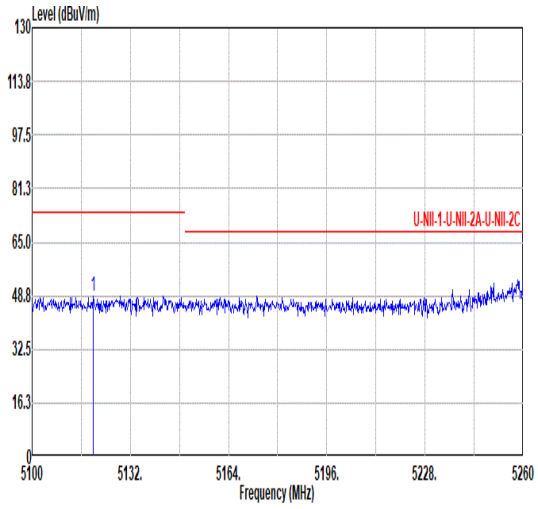 Freq Level Limit Line Over Limit Read Level Ant Factor Cable Loss Preamp Factor Aux Factor APos TPos Remark MHz dBuV/m dBuV/m dB dBuV dB/m dB dB dB cm deg 1 5119.84 48.77 74.00 -25.23 40.88 34.72 10.62 37.45 0.00 100 239 PEAK	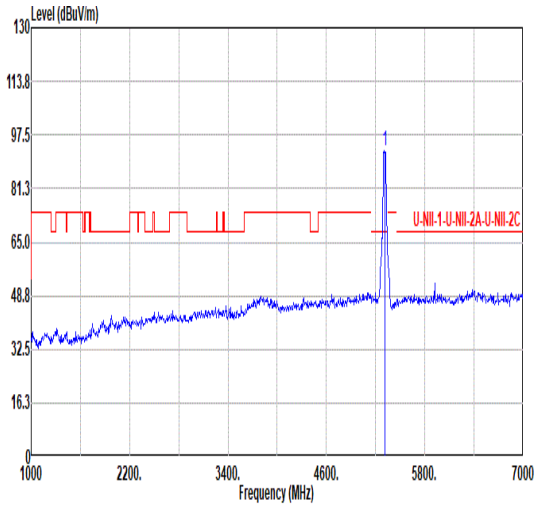 Freq Level Limit Line Over Limit Read Level Ant Factor Cable Loss Preamp Factor Aux Factor APos TPos Remark MHz dBuV/m dBuV/m dB dBuV dB/m dB dB dB cm deg 1 5310.00 92.58 ------ ------ 84.36 34.80 10.79 37.37 0.00 100 239 PEAK
Avg	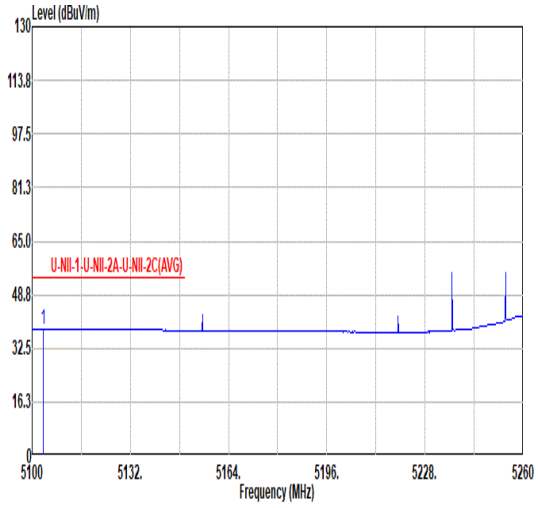 Freq Level Limit Line Over Limit Read Level Ant Factor Cable Loss Preamp Factor Aux Factor APos TPos Remark MHz dBuV/m dBuV/m dB dBuV dB/m dB dB dB cm deg 1 5103.68 38.39 54.00 -15.61 30.45 34.79 10.60 37.45 0.00 100 239 AVERAGE	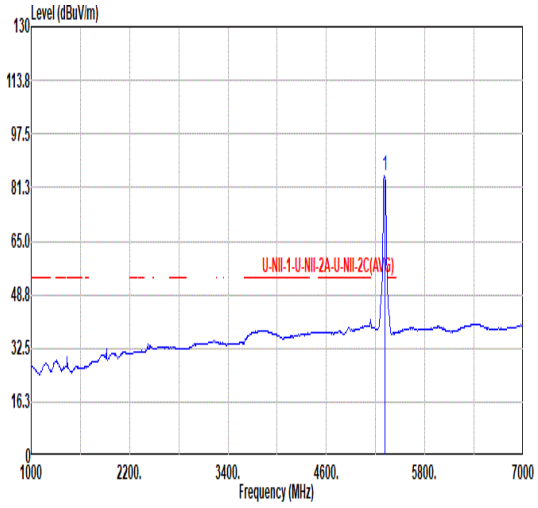 Freq Level Limit Line Over Limit Read Level Ant Factor Cable Loss Preamp Factor Aux Factor APos TPos Remark MHz dBuV/m dBuV/m dB dBuV dB/m dB dB dB cm deg 1 5310.00 84.67 ------ ------ 76.44 34.80 10.80 37.37 0.00 100 239 AVERAGE

Mode	22	
	Band Edge - R	
	U-NII-2A_5.25-5.35_802.11n HT40_CH62_5310MHz	
ANT	1	
Pol.	Horizontal	Fundamental
Peak	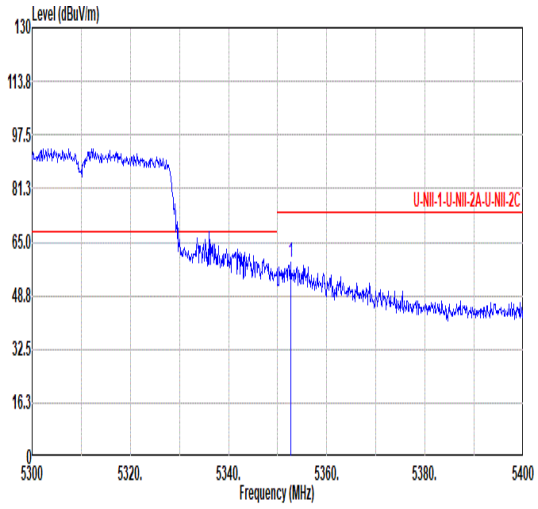 Freq Level Limit Line Over Limit Read Level Ant Factor Cable Loss Preamp Factor Aux Factor APos TPos Remark MHz dBuV/m dBuV/m dB dBuV dB/m dB dB dB cm deg 1 5352.60 58.64 74.00 -15.36 50.36 34.79 10.84 37.35 0.00 100 239 PEAK	Blank
Avg	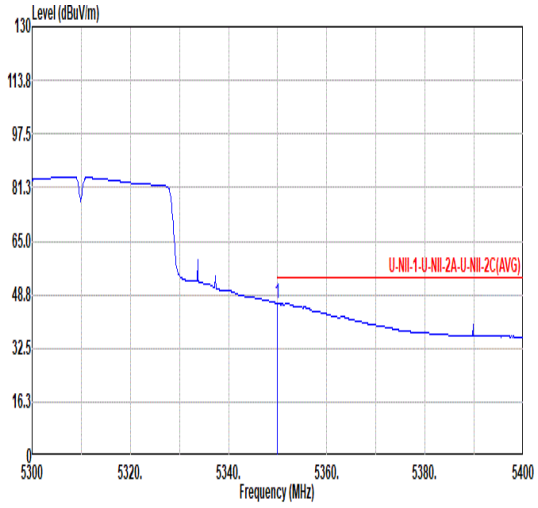 Freq Level Limit Line Over Limit Read Level Ant Factor Cable Loss Preamp Factor Aux Factor APos TPos Remark MHz dBuV/m dBuV/m dB dBuV dB/m dB dB dB cm deg 1 5350.00 46.05 54.00 -7.95 37.76 34.80 10.84 37.35 0.00 100 239 AVERAGE	Blank

Mode	22	
	Band Edge - L	
	U-NII-2A_5.25-5.35_802.11n HT40_CH62_5310MHz	
ANT	1	
Pol.	Vertical	Fundamental
Peak	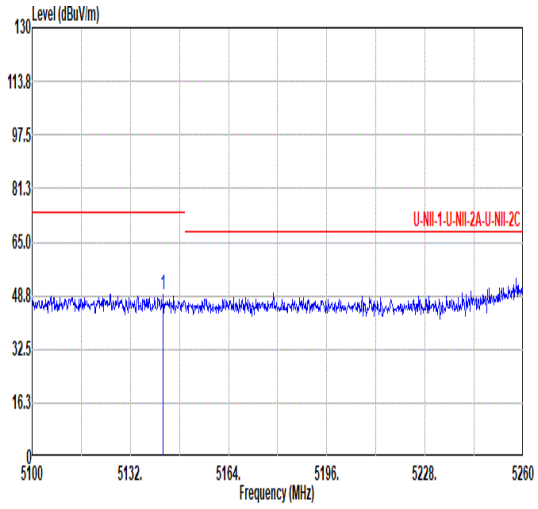 Freq Level Limit Line Over Limit Read Level Ant Factor Cable Loss Preamp Factor Aux Factor APos TPos Remark MHz dBuV/m dBuV/m dB dBuV dB/m dB dB dB cm deg 1 5142.72 49.01 74.00 -24.99 41.17 34.63 10.65 37.44 0.00 350 266 PEAK	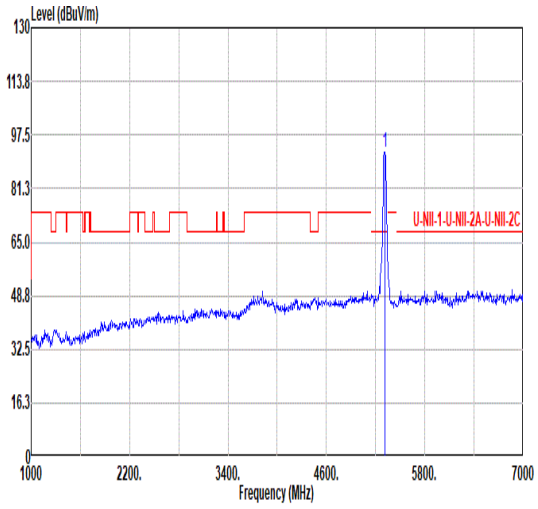 Freq Level Limit Line Over Limit Read Level Ant Factor Cable Loss Preamp Factor Aux Factor APos TPos Remark MHz dBuV/m dBuV/m dB dBuV dB/m dB dB dB cm deg 1 5310.00 92.26 ------ ------ 84.04 34.80 10.79 37.37 0.00 350 266 PEAK
Avg	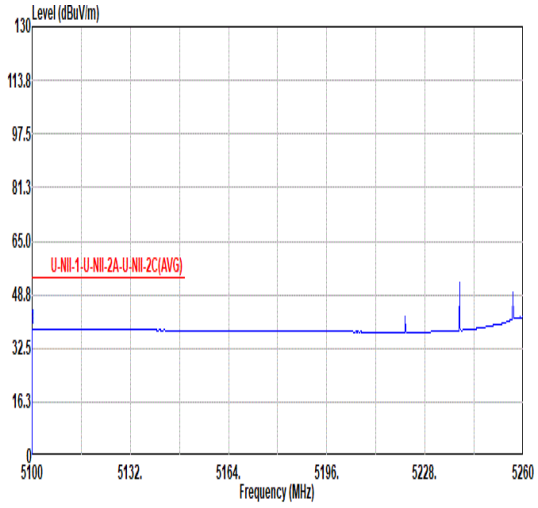 Freq Level Limit Line Over Limit Read Level Ant Factor Cable Loss Preamp Factor Aux Factor APos TPos Remark MHz dBuV/m dBuV/m dB dBuV dB/m dB dB dB cm deg 1 5100.00 38.35 54.00 -15.65 30.41 34.80 10.60 37.46 0.00 350 266 AVERAGE	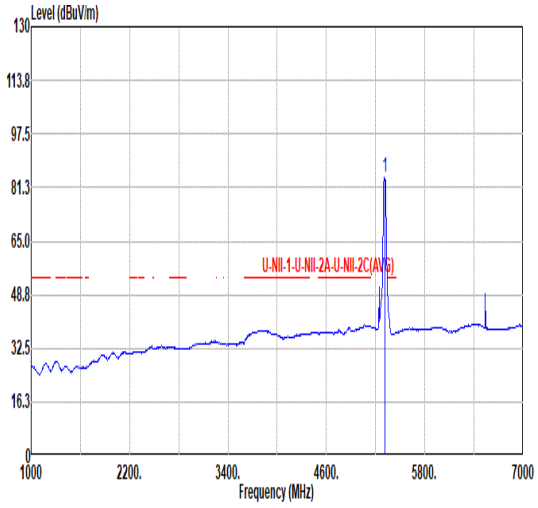 Freq Level Limit Line Over Limit Read Level Ant Factor Cable Loss Preamp Factor Aux Factor APos TPos Remark MHz dBuV/m dBuV/m dB dBuV dB/m dB dB dB cm deg 1 5310.00 84.17 ------ ------ 75.94 34.80 10.80 37.37 0.00 350 266 AVERAGE

Mode	22	
	Band Edge - R	
	U-NII-2A_5.25-5.35_802.11n HT40_CH62_5310MHz	
ANT	1	
Pol.	Vertical	Fundamental
Peak	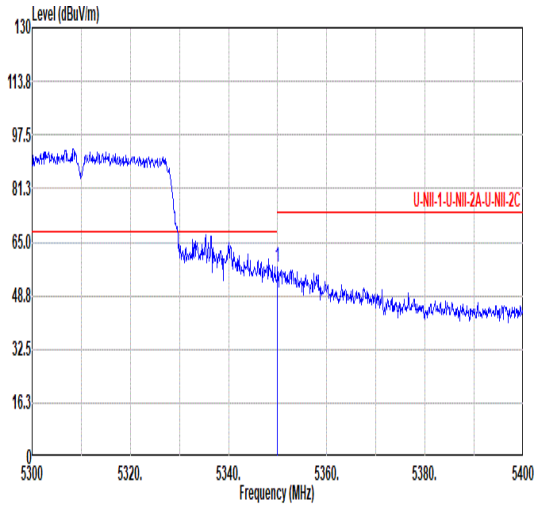 Freq Level Limit Line Over Limit Read Level Ant Factor Cable Loss Preamp Factor Aux Factor APos TPos Remark MHz dBuV/m dBuV/m dB dBuV dB/m dB dB dB cm deg 1 5350.00 57.38 74.00 -16.62 49.09 34.80 10.84 37.35 0.00 350 266 PEAK	Blank
Avg	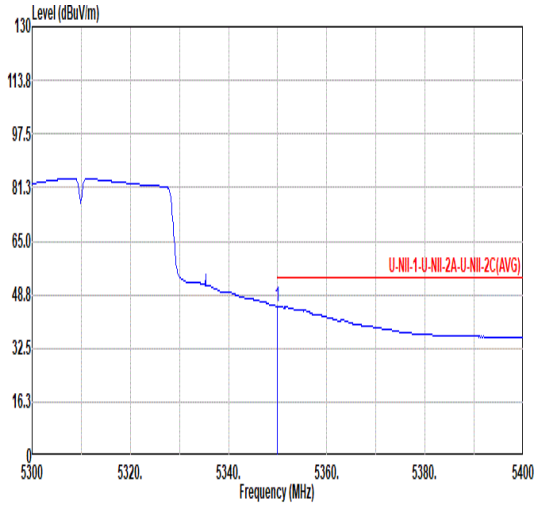 Freq Level Limit Line Over Limit Read Level Ant Factor Cable Loss Preamp Factor Aux Factor APos TPos Remark MHz dBuV/m dBuV/m dB dBuV dB/m dB dB dB cm deg 1 5350.00 45.11 54.00 -8.89 36.82 34.80 10.84 37.35 0.00 350 266 AVERAGE	Blank

Mode	22	
	Harmonic	
	U-NII-2A_5.25-5.35_802.11n HT40_CH62_5310MHz	
ANT	1	
Pol.	Horizontal	Vertical
Peak Avg	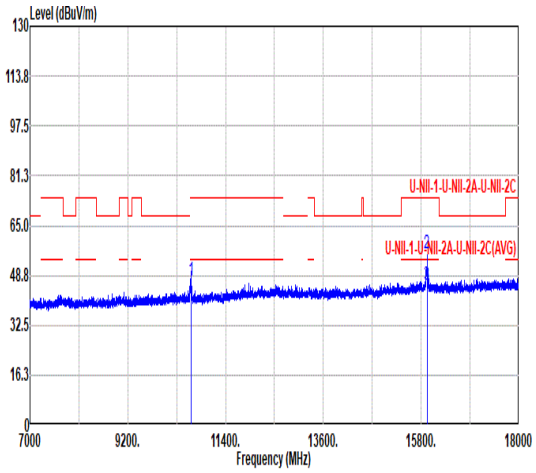 Freq Level Limit Line Over Limit Read Level Ant Factor Cable Loss Preamp Factor Aux Factor APos TPos Remark MHz dBuV/m dBuV/m dB dBuV dB/m dB dB dB cm deg 1 10620.00 46.86 74.00 -27.14 60.61 37.53 15.69 66.97 0.00 --- --- PEAK 2 15930.00 55.69 74.00 -18.31 60.35 40.25 19.30 64.21 0.00 100 280 PEAK 3 15930.00 45.76 54.00 -8.24 50.42 40.25 19.30 64.21 0.00 100 280 AVERAGE	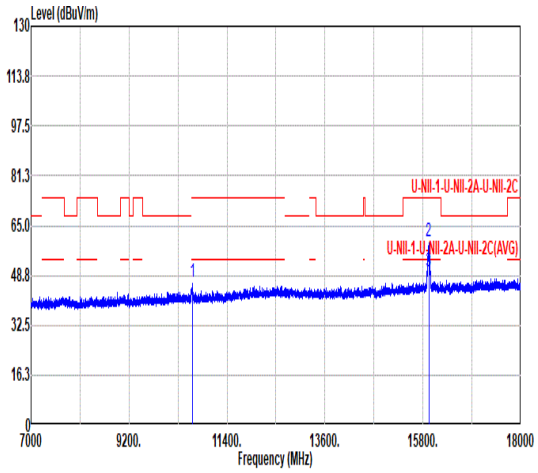 Freq Level Limit Line Over Limit Read Level Ant Factor Cable Loss Preamp Factor Aux Factor APos TPos Remark MHz dBuV/m dBuV/m dB dBuV dB/m dB dB dB cm deg 1 10620.00 46.84 74.00 -27.16 60.59 37.53 15.69 66.97 0.00 --- --- PEAK 2 15930.00 59.93 74.00 -14.07 64.59 40.25 19.30 64.21 0.00 100 278 PEAK 3 15930.00 50.26 54.00 -3.74 54.92 40.25 19.30 64.21 0.00 100 278 AVERAGE

Mode	23	
	Band Edge - L	
	U-NII-2C_5.47-5.725_802.11n HT40_CH102_5510MHz	
ANT	1	
Pol.	Horizontal	Fundamental
Peak	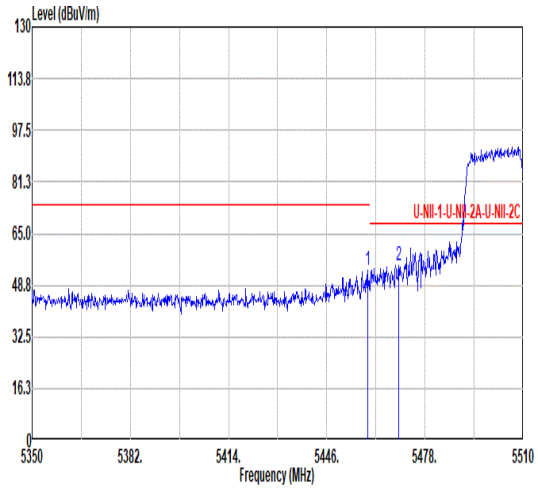 Freq Level Limit Line Over Limit Read Level Ant Factor Cable Loss Preamp Factor Aux Factor APos TPos Remark MHz dBuV/m dBuV/m dB dBuV dB/m dB dB dB cm deg 1 5459.28 53.31 74.00 -20.69 44.78 34.86 10.97 37.30 0.00 100 240 PEAK 2 5469.36 54.89 68.20 -13.31 46.38 34.82 10.98 37.29 0.00 100 240 PEAK	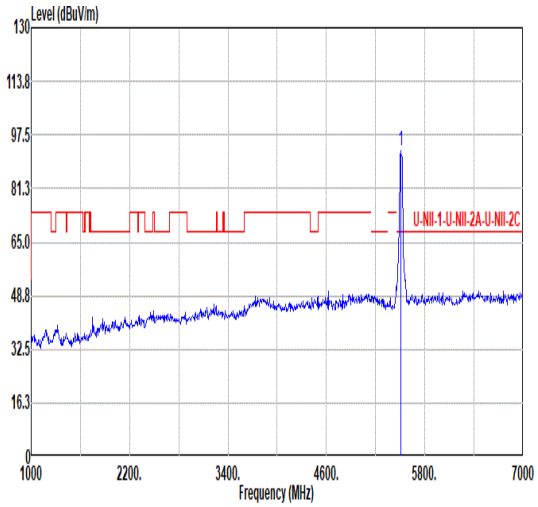 Freq Level Limit Line Over Limit Read Level Ant Factor Cable Loss Preamp Factor Aux Factor APos TPos Remark MHz dBuV/m dBuV/m dB dBuV dB/m dB dB dB cm deg 1 5510.00 92.85 ------ ------ 84.39 34.71 11.03 37.28 0.00 100 240 PEAK
Avg	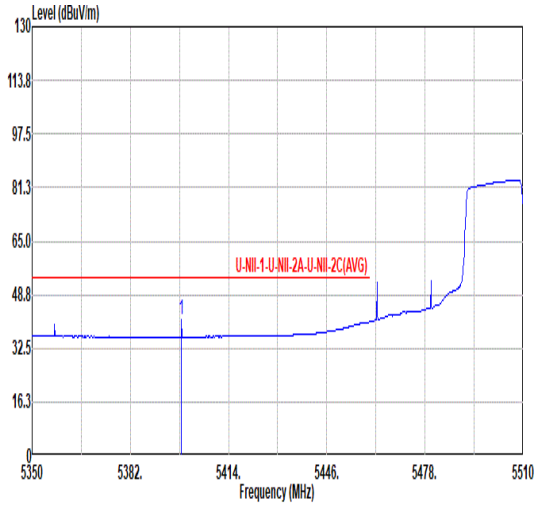 Freq Level Limit Line Over Limit Read Level Ant Factor Cable Loss Preamp Factor Aux Factor APos TPos Remark MHz dBuV/m dBuV/m dB dBuV dB/m dB dB dB cm deg 1 5398.64 41.29 54.00 -12.71 33.12 34.61 10.89 37.33 0.00 100 240 AVERAGE	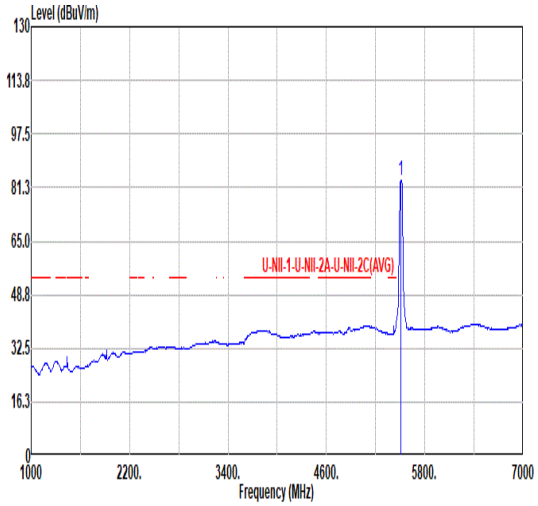 Freq Level Limit Line Over Limit Read Level Ant Factor Cable Loss Preamp Factor Aux Factor APos TPos Remark MHz dBuV/m dBuV/m dB dBuV dB/m dB dB dB cm deg 1 5510.00 83.43 ------ ------ 74.95 34.72 11.04 37.28 0.00 100 240 AVERAGE

Mode	23	
	Band Edge - R	
	U-NII-2C_5.47-5.725_802.11n HT40_CH102_5510MHz	
ANT	1	
Pol.	Horizontal	Fundamental
Peak	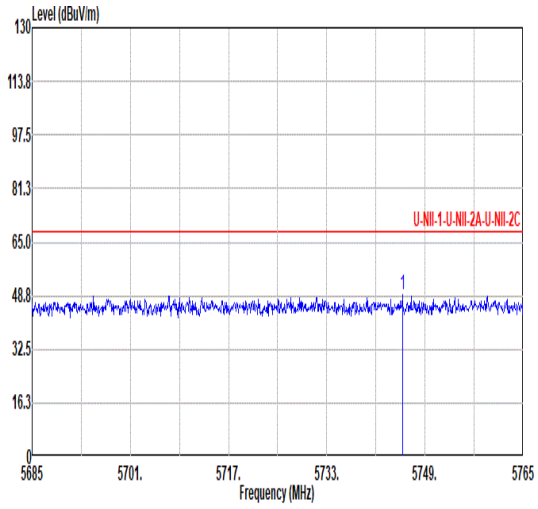 Freq Level Limit Line Over Limit Read Level Ant Factor Cable Loss Preamp Factor Aux Factor APos TPos Remark MHz dBuV/m dBuV/m dB dBuV dB/m dB dB dB cm deg 1 5745.32 48.82 68.20 -19.38 40.21 34.88 11.36 37.63 0.00 100 240 PEAK	Blank

Mode	23	
	Band Edge - L	
	U-NII-2C_5.47-5.725_802.11n HT40_CH102_5510MHz	
ANT	1	
Pol.	Vertical	Fundamental
Peak	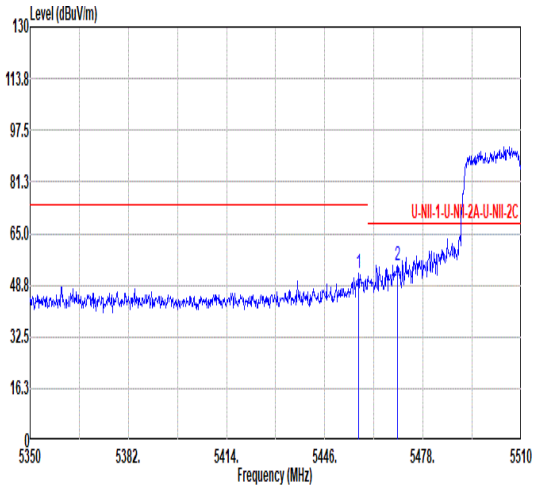 Freq Level Limit Line Over Limit Read Level Ant Factor Cable Loss Preamp Factor Aux Factor APos TPos Remark MHz dBuV/m dBuV/m dB dBuV dB/m dB dB dB cm deg 1 5457.04 52.67 74.00 -21.33 44.14 34.87 10.96 37.30 0.00 345 267 PEAK 2 5469.68 55.11 68.20 -13.09 46.60 34.82 10.98 37.29 0.00 345 267 PEAK	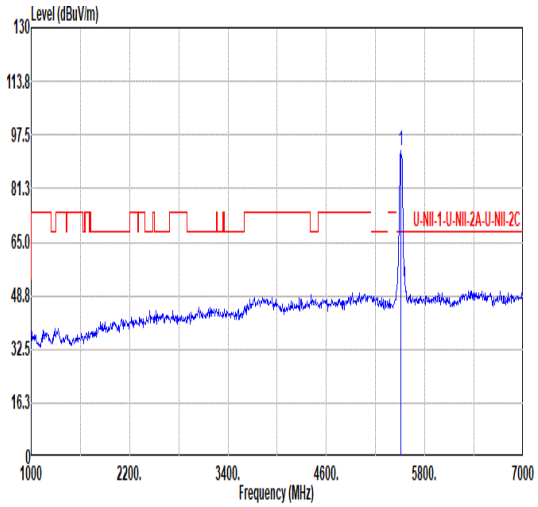 Freq Level Limit Line Over Limit Read Level Ant Factor Cable Loss Preamp Factor Aux Factor APos TPos Remark MHz dBuV/m dBuV/m dB dBuV dB/m dB dB dB cm deg 1 5510.00 92.62 ------ ------ 84.16 34.71 11.03 37.28 0.00 345 267 PEAK
Avg	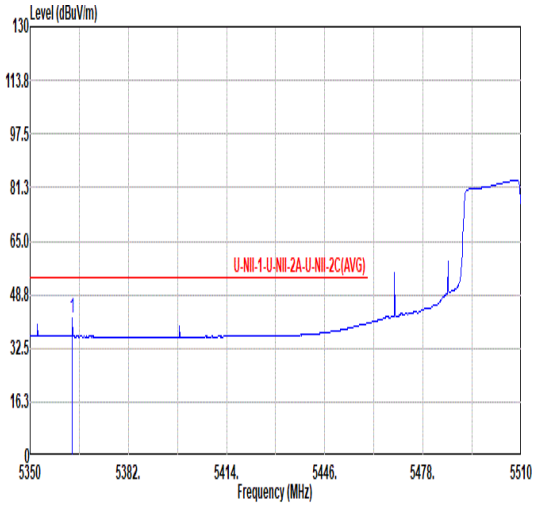 Freq Level Limit Line Over Limit Read Level Ant Factor Cable Loss Preamp Factor Aux Factor APos TPos Remark MHz dBuV/m dBuV/m dB dBuV dB/m dB dB dB cm deg 1 5363.76 41.47 54.00 -12.53 33.22 34.74 10.85 37.34 0.00 345 267 AVERAGE	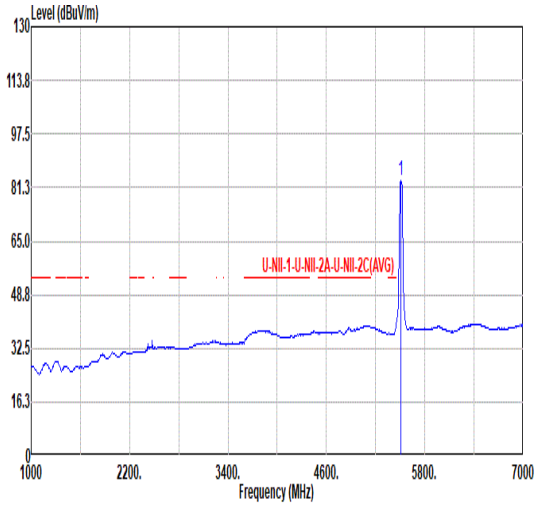 Freq Level Limit Line Over Limit Read Level Ant Factor Cable Loss Preamp Factor Aux Factor APos TPos Remark MHz dBuV/m dBuV/m dB dBuV dB/m dB dB dB cm deg 1 5510.00 83.57 ------ ------ 75.09 34.72 11.04 37.28 0.00 345 267 AVERAGE

Mode	23	
	Band Edge - R	
	U-NII-2C_5.47-5.725_802.11n HT40_CH102_5510MHz	
ANT	1	
Pol.	Vertical	Fundamental
Peak	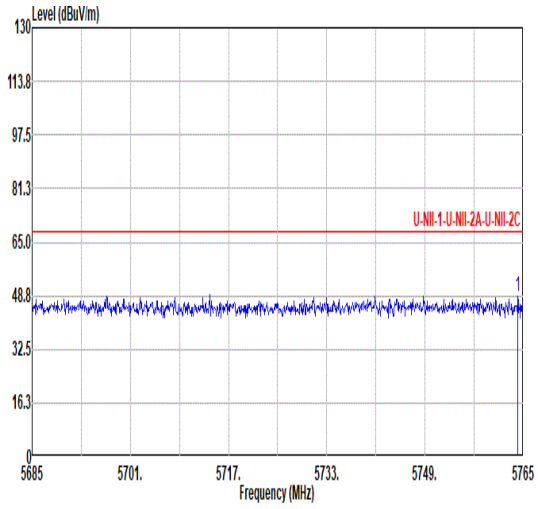 Freq Level Limit Line Over Limit Read Level Ant Factor Cable Loss Preamp Factor Aux Factor APos TPos Remark MHz dBuV/m dBuV/m dB dBuV dB/m dB dB dB cm deg 1 5764.12 48.57 68.20 -19.63 39.98 34.90 11.39 37.70 0.00 345 267 PEAK	Blank

Mode	23	
	Harmonic	
	U-NII-2C_5.47-5.725_802.11n HT40_CH102_5510MHz	
ANT	1	
Pol.	Horizontal	Vertical
Peak Avg	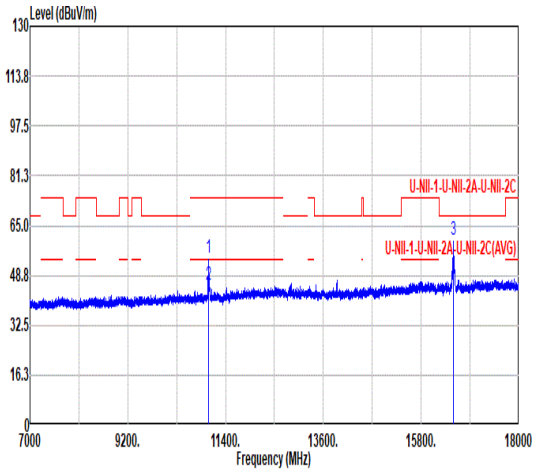 Freq Level Limit Line Over Limit Read Level Ant Factor Cable Loss Preamp Factor Aux Factor APos TPos Remark MHz dBuV/m dBuV/m dB dBuV dB/m dB dB dB cm deg 1 11020.00 54.45 74.00 -19.55 67.20 37.82 16.06 66.63 0.00 109 296 PEAK 2 11020.00 45.63 54.00 -8.37 58.38 37.82 16.06 66.63 0.00 109 296 AVERAGE 3 16530.00 60.10 68.20 -8.10 64.00 40.72 19.69 64.31 0.00 100 318 PEAK	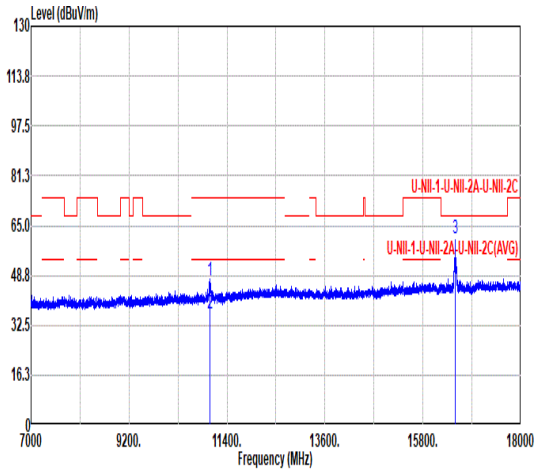 Freq Level Limit Line Over Limit Read Level Ant Factor Cable Loss Preamp Factor Aux Factor APos TPos Remark MHz dBuV/m dBuV/m dB dBuV dB/m dB dB dB cm deg 1 11020.00 47.25 74.00 -26.75 60.00 37.82 16.06 66.63 0.00 300 360 PEAK 2 11020.00 36.45 54.00 -17.55 49.20 37.82 16.06 66.63 0.00 300 360 AVERAGE 3 16530.00 60.66 68.20 -7.54 64.56 40.72 19.69 64.31 0.00 100 37 PEAK

Mode	24	
	Harmonic	
	U-NII-2C_5.47-5.725_802.11n HT40_CH110_5550MHz	
ANT	1	
Pol.	Horizontal	Vertical
Peak Avg	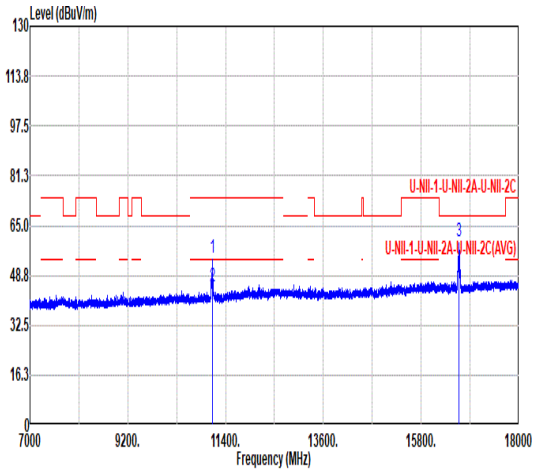 Freq Level Limit Line Over Limit Read Level Ant Factor Cable Loss Preamp Factor Aux Factor APos TPos Remark MHz dBuV/m dBuV/m dB dBuV dB/m dB dB dB cm deg 1 11100.00 54.37 74.00 -19.63 66.99 37.89 16.11 66.62 0.00 100 291 PEAK 2 11100.00 45.33 54.00 -8.67 57.95 37.89 16.11 66.62 0.00 100 291 AVERAGE 3 16650.00 59.81 68.20 -8.39 63.64 40.82 19.77 64.42 0.00 100 315 PEAK	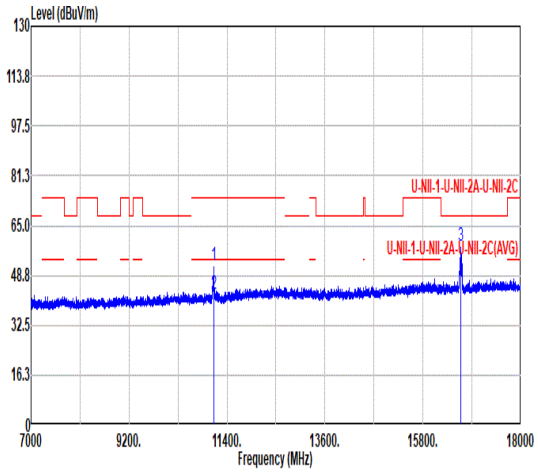 Freq Level Limit Line Over Limit Read Level Ant Factor Cable Loss Preamp Factor Aux Factor APos TPos Remark MHz dBuV/m dBuV/m dB dBuV dB/m dB dB dB cm deg 1 11100.00 52.03 74.00 -21.97 64.65 37.89 16.11 66.62 0.00 264 94 PEAK 2 11100.00 42.47 54.00 -11.53 55.09 37.89 16.11 66.62 0.00 264 94 AVERAGE 3 16650.00 58.24 68.20 -9.96 62.07 40.82 19.77 64.42 0.00 100 38 PEAK

Mode	25	
	Band Edge - L	
	U-NII-2C_5.47-5.725_802.11n HT40_CH134_5670MHz	
ANT	1	
Pol.	Horizontal	Fundamental
Peak	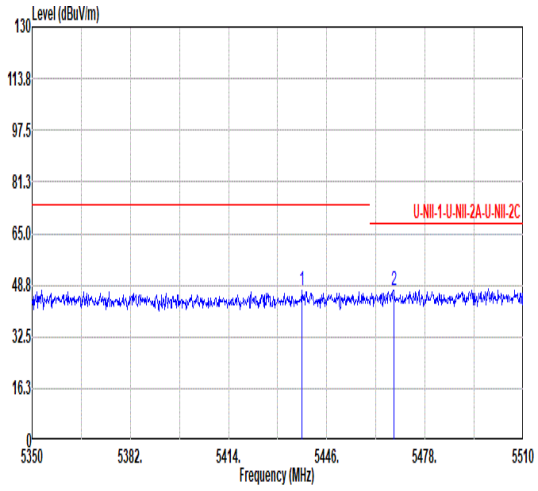 Freq Level Limit Line Over Limit Read Level Ant Factor Cable Loss Preamp Factor Aux Factor APos TPos Remark MHz dBuV/m dBuV/m dB dBuV dB/m dB dB dB cm deg 1 5438.00 46.97 74.00 -27.03 38.51 34.83 10.94 37.31 0.00 100 240 PEAK 2 5467.76 47.32 68.20 -20.88 38.81 34.83 10.98 37.30 0.00 100 240 PEAK	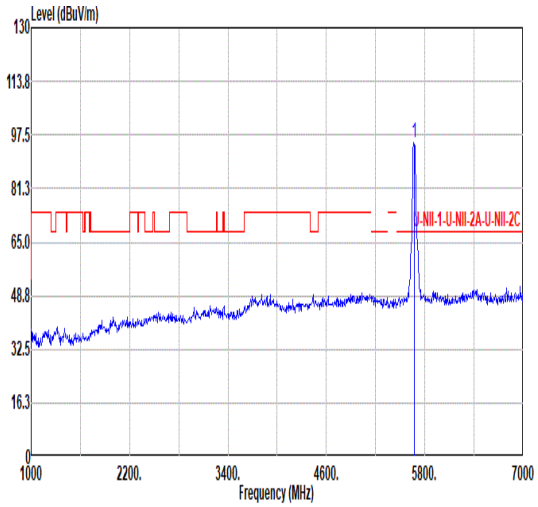 Freq Level Limit Line Over Limit Read Level Ant Factor Cable Loss Preamp Factor Aux Factor APos TPos Remark MHz dBuV/m dBuV/m dB dBuV dB/m dB dB dB cm deg 1 5670.00 95.32 ------ ------ 86.61 34.78 11.24 37.31 0.00 100 240 PEAK
Avg	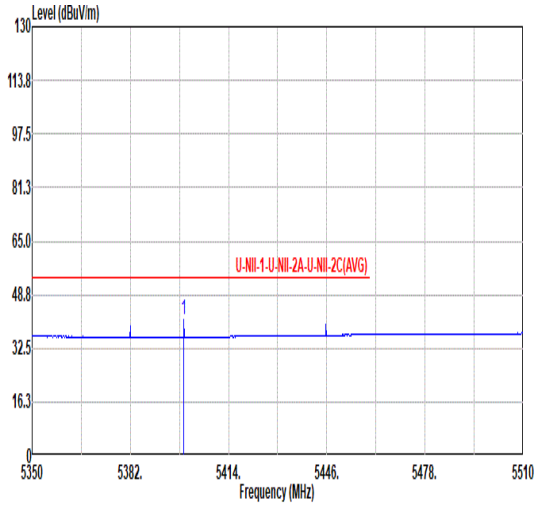 Freq Level Limit Line Over Limit Read Level Ant Factor Cable Loss Preamp Factor Aux Factor APos TPos Remark MHz dBuV/m dBuV/m dB dBuV dB/m dB dB dB cm deg 1 5399.44 41.20 54.00 -12.80 33.04 34.60 10.89 37.33 0.00 100 240 AVERAGE	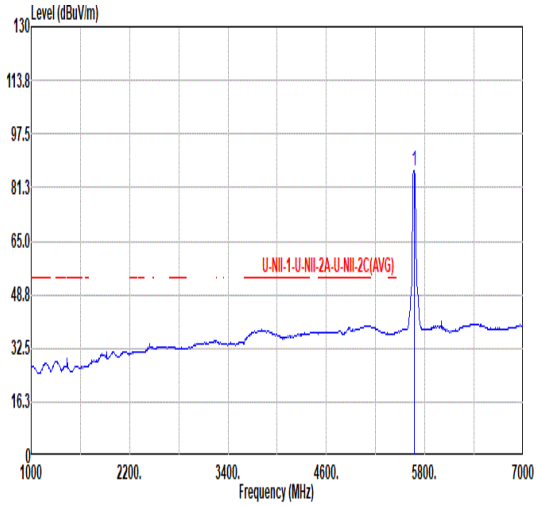 Freq Level Limit Line Over Limit Read Level Ant Factor Cable Loss Preamp Factor Aux Factor APos TPos Remark MHz dBuV/m dBuV/m dB dBuV dB/m dB dB dB cm deg 1 5670.00 86.12 ------ ------ 77.41 34.78 11.24 37.31 0.00 100 240 AVERAGE

Mode	25	
	Band Edge - R	
	U-NII-2C_5.47-5.725_802.11n HT40_CH134_5670MHz	
ANT	1	
Pol.	Horizontal	Fundamental
Peak	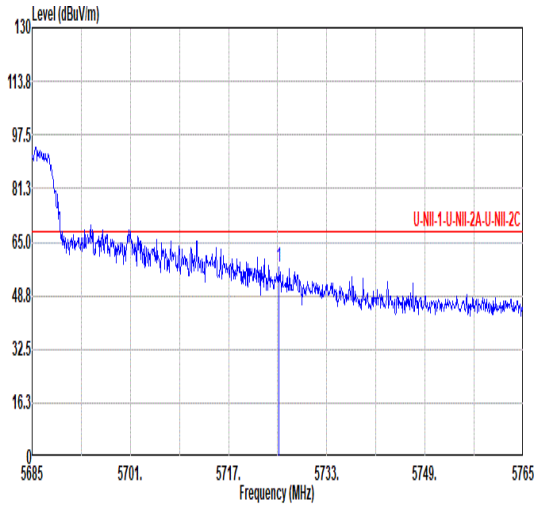 Freq Level Limit Line Over Limit Read Level Ant Factor Cable Loss Preamp Factor Aux Factor APos TPos Remark MHz dBuV/m dBuV/m dB dBuV dB/m dB dB dB cm deg 1 5725.24 57.38 68.20 -10.82 48.80 34.80 11.33 37.55 0.00 100 240 PEAK	Blank

Mode	25	
	Band Edge - L	
	U-NII-2C_5.47-5.725_802.11n HT40_CH134_5670MHz	
ANT	1	
Pol.	Vertical	Fundamental
Peak	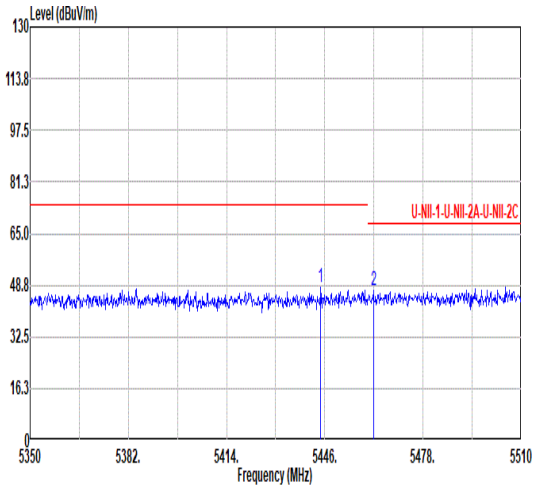 Freq Level Limit Line Over Limit Read Level Ant Factor Cable Loss Preamp Factor Aux Factor APos TPos Remark MHz dBuV/m dBuV/m dB dBuV dB/m dB dB dB cm deg 1 5444.72 48.18 74.00 -25.82 39.67 34.87 10.95 37.31 0.00 346 265 PEAK 2 5461.84 47.34 68.20 -20.86 38.82 34.85 10.97 37.30 0.00 346 265 PEAK	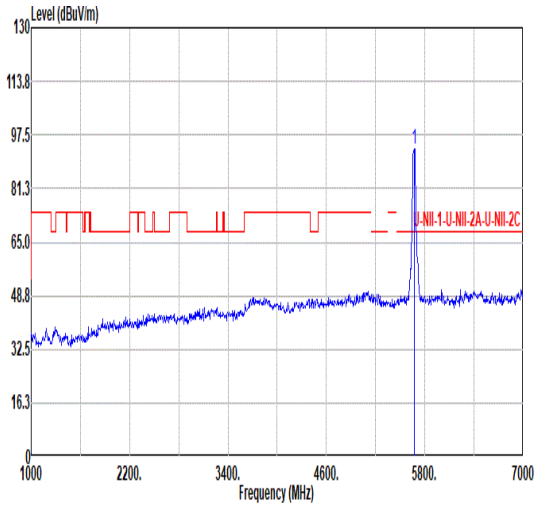 Freq Level Limit Line Over Limit Read Level Ant Factor Cable Loss Preamp Factor Aux Factor APos TPos Remark MHz dBuV/m dBuV/m dB dBuV dB/m dB dB dB cm deg 1 5670.00 93.35 ------ ------ 84.73 34.74 11.26 37.38 0.00 346 265 PEAK
Avg	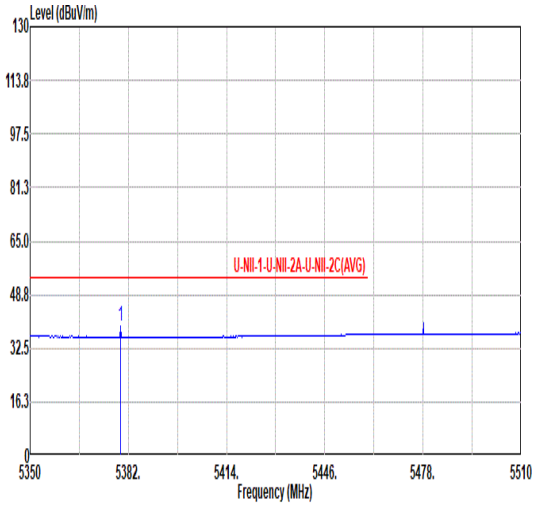 Freq Level Limit Line Over Limit Read Level Ant Factor Cable Loss Preamp Factor Aux Factor APos TPos Remark MHz dBuV/m dBuV/m dB dBuV dB/m dB dB dB cm deg 1 5379.44 39.43 54.00 -14.57 31.21 34.68 10.87 37.33 0.00 346 265 AVERAGE	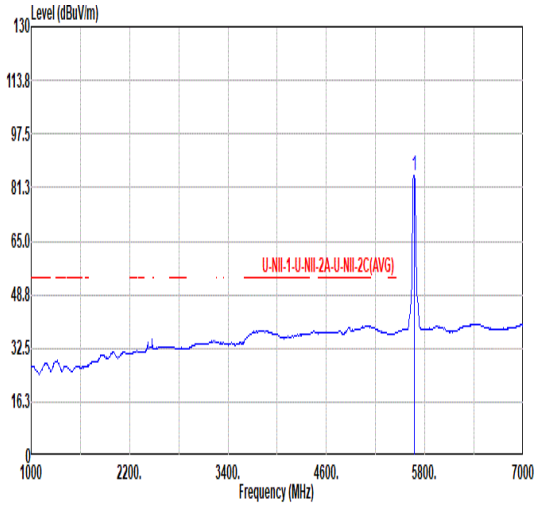 Freq Level Limit Line Over Limit Read Level Ant Factor Cable Loss Preamp Factor Aux Factor APos TPos Remark MHz dBuV/m dBuV/m dB dBuV dB/m dB dB dB cm deg 1 5670.00 84.93 ------ ------ 76.25 34.76 11.25 37.33 0.00 346 265 AVERAGE

Mode	25	
	Band Edge - R	
	U-NII-2C_5.47-5.725_802.11n HT40_CH134_5670MHz	
ANT	1	
Pol.	Vertical	Fundamental
Peak	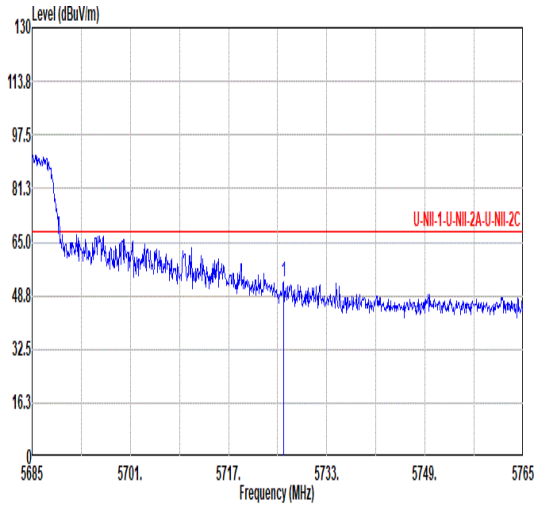 Freq Level Limit Line Over Limit Read Level Ant Factor Cable Loss Preamp Factor Aux Factor APos TPos Remark MHz dBuV/m dBuV/m dB dBuV dB/m dB dB dB cm deg 1 5725.96 52.90 68.20 -15.30 44.32 34.80 11.33 37.55 0.00 346 265 PEAK	Blank

Mode	25	
	Harmonic	
	U-NII-2C_5.47-5.725_802.11n HT40_CH134_5670MHz	
ANT	1	
Pol.	Horizontal	Vertical
Peak Avg	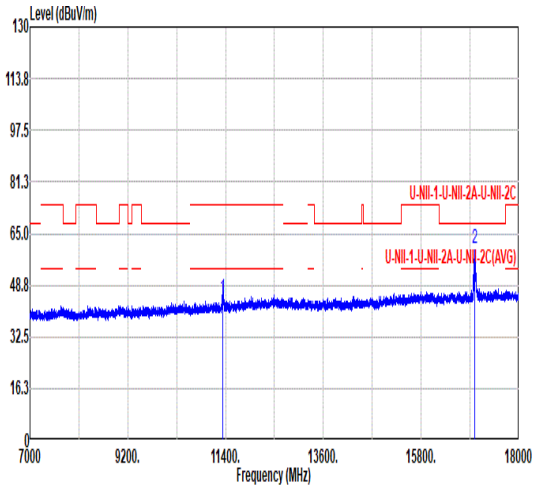 Limit Over Read Ant Cable Preamp Aux APos TPos Freq Level Line Limit Level Factor Loss Factor Factor Remark MHz dBuV/m dBuV/m dB dBuV dB/m dB dB dB cm deg 1 11340.00 44.64 74.00 -29.36 56.87 38.11 16.26 66.60 0.00 --- --- PEAK 2 17010.00 60.50 68.20 -7.70 64.11 41.10 20.01 64.72 0.00 100 314 PEAK	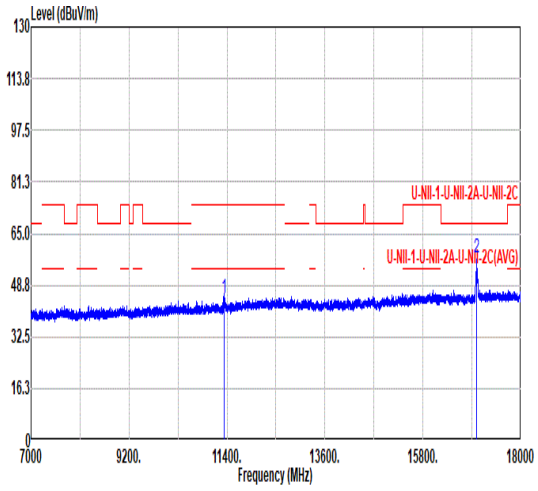 Limit Over Read Ant Cable Preamp Aux APos TPos Freq Level Line Limit Level Factor Loss Factor Factor Remark MHz dBuV/m dBuV/m dB dBuV dB/m dB dB dB cm deg 1 11340.00 44.60 74.00 -29.40 56.83 38.11 16.26 66.60 0.00 --- --- PEAK 2 17010.00 57.31 68.20 -10.89 60.93 41.10 20.00 64.72 0.00 100 27 PEAK

Mode	26	
	Band Edge	
	U-NII-3_5.725-5.85_802.11a_CH149_5745MHz	
ANT	1	
Pol.	Horizontal	Fundamental
Peak	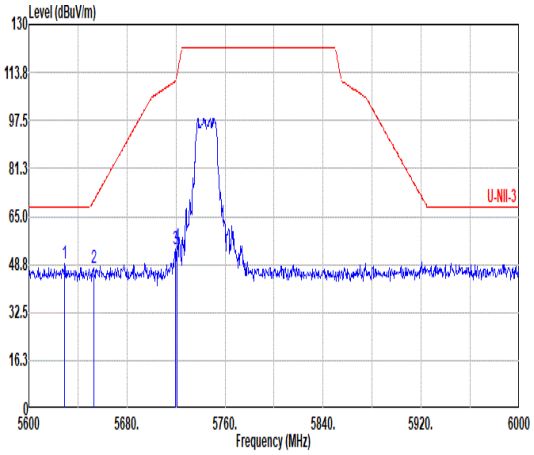 Freq Level Limit Line Over Limit Read Level Ant Factor Cable Loss Preamp Factor Aux Factor APos TPos Remark MHz dBuV/m dBuV/m dB dBuV dB/m dB dB dB cm deg 1 5629.20 48.87 68.20 -19.33 40.10 34.80 11.19 37.22 0.00 100 241 PEAK 2 5652.80 47.50 70.29 -22.79 38.76 34.79 11.22 37.27 0.00 100 241 PEAK 3 5719.60 54.05 110.79 -56.74 45.48 34.78 11.32 37.53 0.00 100 241 PEAK 4 5720.80 54.81 112.72 -57.91 46.24 34.78 11.32 37.53 0.00 100 241 PEAK	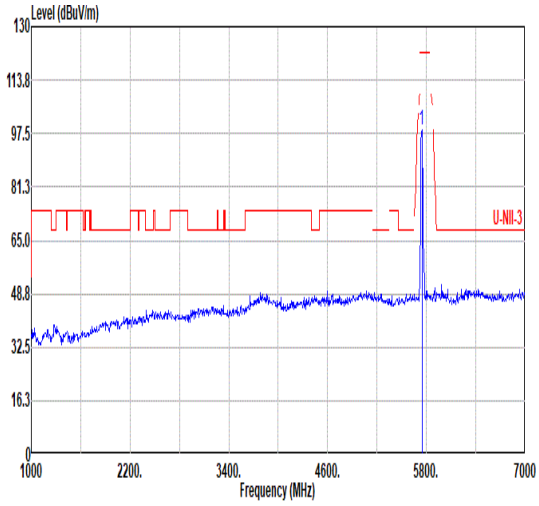 Freq Level Limit Line Over Limit Read Level Ant Factor Cable Loss Preamp Factor Aux Factor APos TPos Remark MHz dBuV/m dBuV/m dB dBuV dB/m dB dB dB cm deg 1 5745.00 98.76 ------ ------ 90.15 34.88 11.36 37.63 0.00 100 241 PEAK
Avg	Blank	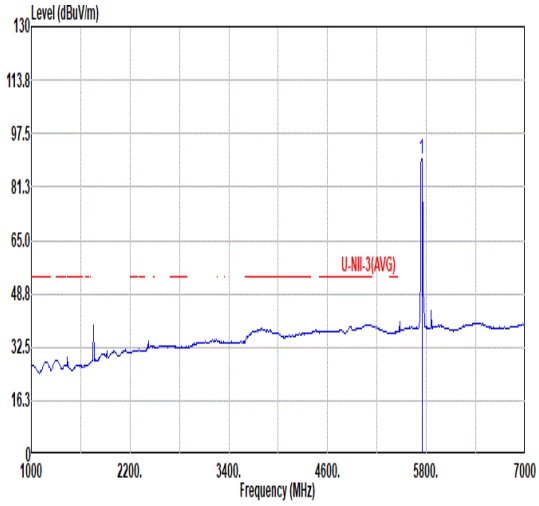 Freq Level Limit Line Over Limit Read Level Ant Factor Cable Loss Preamp Factor Aux Factor APos TPos Remark MHz dBuV/m dBuV/m dB dBuV dB/m dB dB dB cm deg 1 5745.00 89.67 ------ ------ 81.06 34.88 11.36 37.63 0.00 100 241 AVERAGE

Mode	26	
	Band Edge	
	U-NII-3_5.725-5.85_802.11a_CH149_5745MHz	
ANT	1	
Pol.	Vertical	Fundamental
Peak	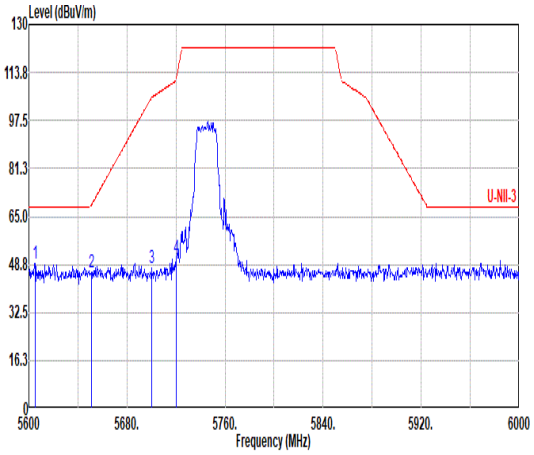 Freq Level Limit Line Over Limit Read Level Ant Factor Cable Loss Preamp Factor Aux Factor APos TPos Remark MHz dBuV/m dBuV/m dB dBuV dB/m dB dB dB cm deg 1 5605.20 48.90 68.20 -19.30 40.18 34.80 11.16 37.24 0.00 356 268 PEAK 2 5650.80 46.30 68.80 -22.50 37.54 34.80 11.22 37.26 0.00 356 268 PEAK 3 5700.00 47.45 105.30 -57.85 38.91 34.70 11.29 37.45 0.00 356 268 PEAK 4 5720.00 51.19 110.90 -59.71 42.62 34.78 11.32 37.53 0.00 356 268 PEAK	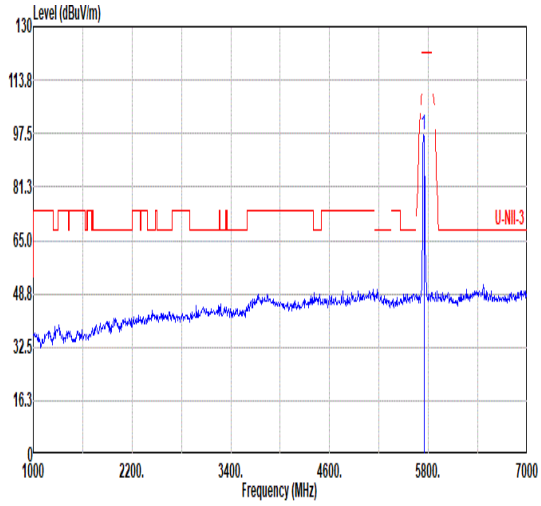 Freq Level Limit Line Over Limit Read Level Ant Factor Cable Loss Preamp Factor Aux Factor APos TPos Remark MHz dBuV/m dBuV/m dB dBuV dB/m dB dB dB cm deg 1 5745.00 97.05 ------ ------ 88.45 34.86 11.35 37.61 0.00 356 268 PEAK
Avg	Blank	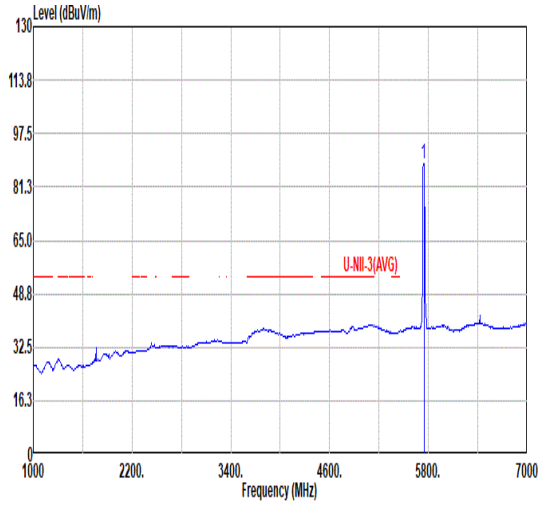 Freq Level Limit Line Over Limit Read Level Ant Factor Cable Loss Preamp Factor Aux Factor APos TPos Remark MHz dBuV/m dBuV/m dB dBuV dB/m dB dB dB cm deg 1 5745.00 88.41 ------ ------ 79.80 34.88 11.36 37.63 0.00 356 268 AVERAGE