Mode	31	
	Band Edge	
	U-NII-3_5.725-5.85_802.11n HT20_CH165_5825MHz	
ANT	1	
Pol.	Horizontal	Fundamental
Peak	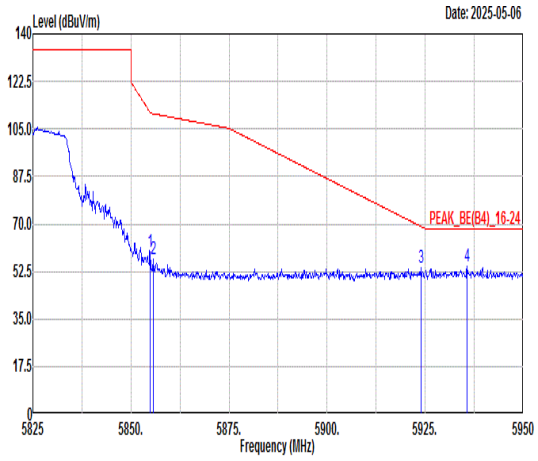 Freq Level Limit Line Margin (dB) Read Level Ant Factor Cable Loss Preamp Factor APos TPos Remark MHz dBuV/m dBuV/m dBuV dB/m dB dB cm deg 1 5854.88 59.95 111.08 -51.13 46.48 36.65 10.29 33.47 400 14 PEAK 2 5855.63 57.16 110.62 -53.46 43.68 36.66 10.29 33.47 400 14 PEAK 3 5923.88 54.06 69.13 -15.07 40.38 36.72 10.44 33.48 400 14 PEAK 4 5935.63 54.43 68.30 -13.87 40.72 36.74 10.46 33.49 400 14 PEAK	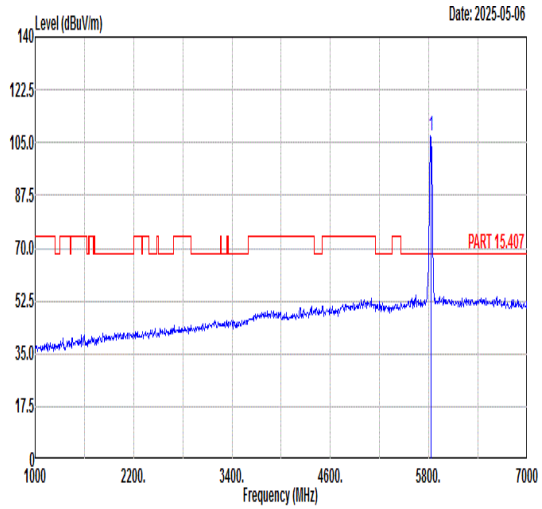 Freq Level Limit Line Margin (dB) Read Level Ant Factor Cable Loss Preamp Factor APos TPos Remark MHz dBuV/m dBuV/m dBuV dB/m dB dB cm deg 1 5825.00 107.27 ------ ------ 93.90 36.62 10.21 33.46 400 14 PEAK
Avg	Blank	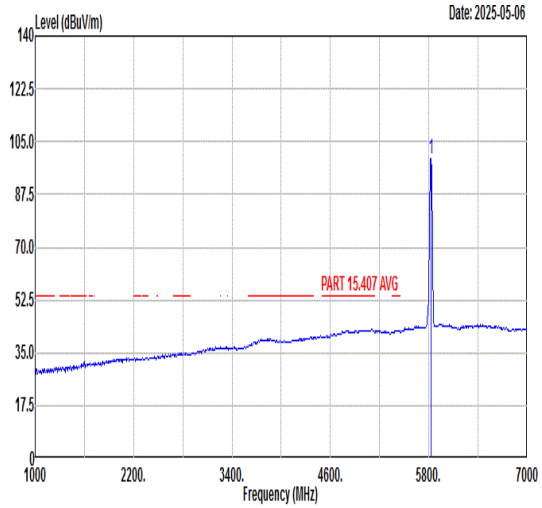 Freq Level Limit Line Margin (dB) Read Level Ant Factor Cable Loss Preamp Factor APos TPos Remark MHz dBuV/m dBuV/m dBuV dB/m dB dB cm deg 1 5825.00 99.46 ------ ------ 86.07 36.62 10.23 33.46 400 14 AVERAGE

Mode	31	
	Band Edge	
	U-NII-3_5.725-5.85_802.11n HT20_CH165_5825MHz	
ANT	1	
Pol.	Vertical	Fundamental
Peak	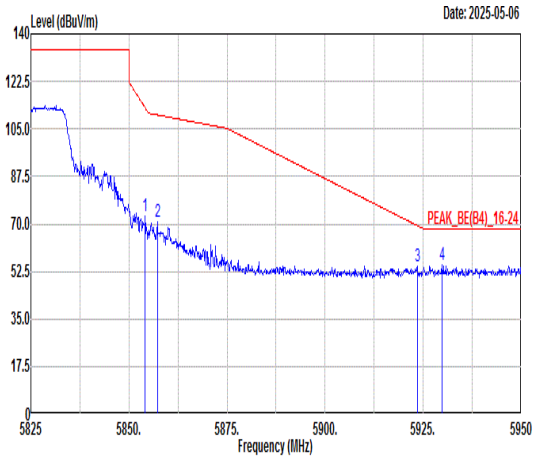 Freq Level Limit Line Margin (dB) Read Level Ant Factor Cable Loss Preamp Factor APos TPos Remark MHz dBuV/m dBuV/m dBuV dB/m dB dB cm deg 1 5854.13 72.99 112.79 -39.80 59.52 36.65 10.29 33.47 113 251 PEAK 2 5857.25 70.97 110.17 -39.20 57.48 36.66 10.30 33.47 113 251 PEAK 3 5923.50 54.20 69.40 -15.20 40.52 36.72 10.44 33.48 113 251 PEAK 4 5929.75 54.73 68.30 -13.57 41.04 36.73 10.45 33.49 113 251 PEAK	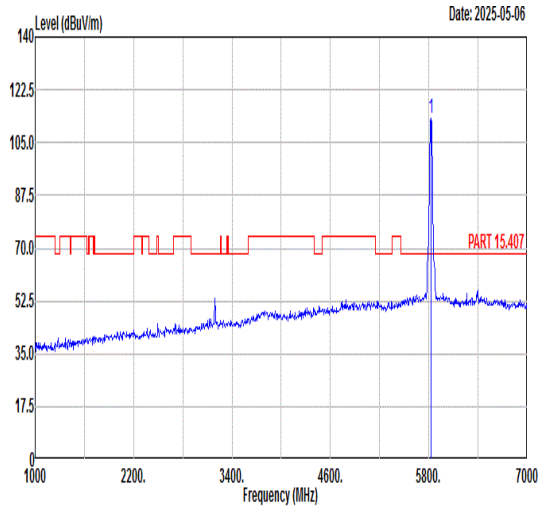 Freq Level Limit Line Margin (dB) Read Level Ant Factor Cable Loss Preamp Factor APos TPos Remark MHz dBuV/m dBuV/m dBuV dB/m dB dB cm deg 1 5825.00 113.30 ------ ------ 99.91 36.62 10.23 33.46 113 251 PEAK
Avg	Blank	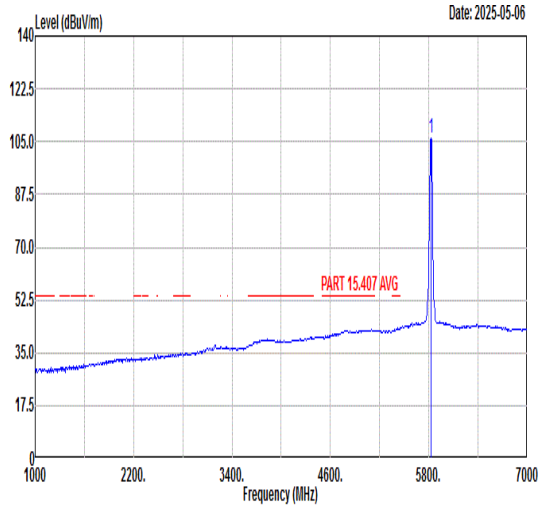 Freq Level Limit Line Margin (dB) Read Level Ant Factor Cable Loss Preamp Factor APos TPos Remark MHz dBuV/m dBuV/m dBuV dB/m dB dB cm deg 1 5825.00 106.24 ------ ------ 92.85 36.62 10.23 33.46 113 251 AVERAGE

Mode	31	
	Harmonic	
	U-NII-3_5.725-5.85_802.11n HT20_CH165_5825MHz	
ANT	1	
Pol.	Horizontal	Vertical
Peak Avg	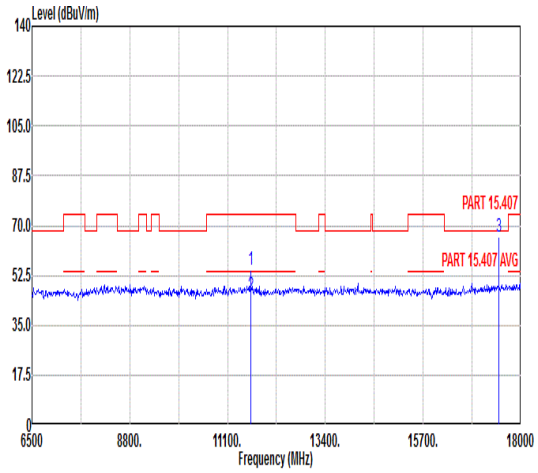 Freq Level Limit Line Margin Read Level Ant Factor Cable Loss Preamp Factor APos TPos Remark MHz dBuV/m dBuV/m dB dBuV dB/m dB dB cm deg 1 11650.00 54.61 74.00 -19.39 66.19 39.38 12.99 63.95 254 240 Peak 2 11650.00 45.68 54.00 -8.32 57.26 39.38 12.99 63.95 332 245 Average 3 17475.00 66.15 68.30 -2.15 72.75 42.82 15.90 65.32 103 67 Peak	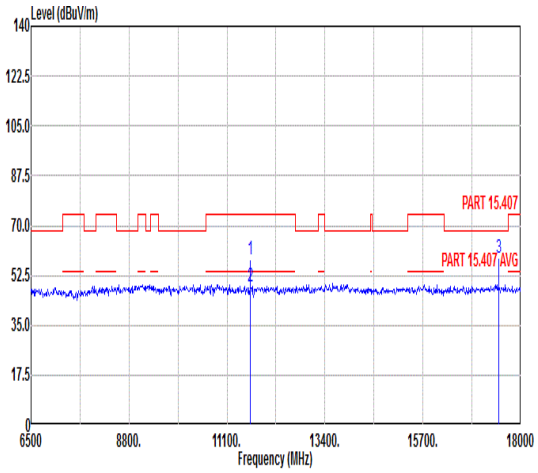 Freq Level Limit Line Margin Read Level Ant Factor Cable Loss Preamp Factor APos TPos Remark MHz dBuV/m dBuV/m dB dBuV dB/m dB dB cm deg 1 11650.00 57.86 74.00 -16.14 69.44 39.38 12.99 63.95 330 251 Peak 2 11650.00 48.75 54.00 -5.25 60.33 39.38 12.99 63.95 330 251 Average 3 17475.00 58.40 68.30 -9.90 65.00 42.82 15.90 65.32 100 220 Peak

Mode	32	
	Band Edge - L	
	U-NII-3_5.725-5.85_802.11n HT40_CH151_5755MHz	
ANT	1	
Pol.	Horizontal	Fundamental
Peak	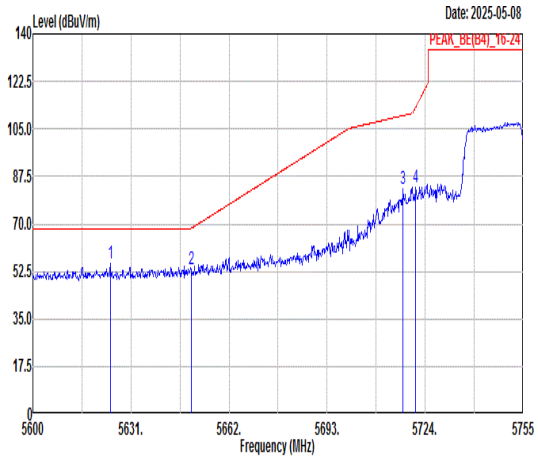 Freq Level Limit Line Margin (dB) Read Level Ant Factor Cable Loss Preamp Factor APos TPos Remark MHz dBuV/m dBuV/m dBuV dB/m dB dB cm deg 1 5624.49 55.28 68.30 -13.02 42.47 36.42 9.81 33.42 301 158 PEAK 2 5650.07 53.60 68.35 -14.75 40.72 36.45 9.86 33.43 301 158 PEAK 3 5717.03 82.73 109.97 -27.24 69.65 36.52 10.00 33.44 301 158 PEAK 4 5721.06 83.52 113.21 -29.69 70.43 36.52 10.01 33.44 301 158 PEAK	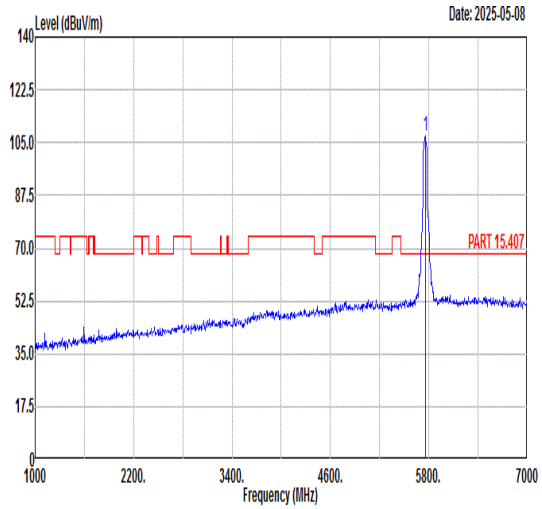 Freq Level Limit Line Margin (dB) Read Level Ant Factor Cable Loss Preamp Factor APos TPos Remark MHz dBuV/m dBuV/m dBuV dB/m dB dB cm deg 1 5755.00 107.14 ------ ------ 93.94 36.56 10.09 33.45 301 158 PEAK
Avg	Blank	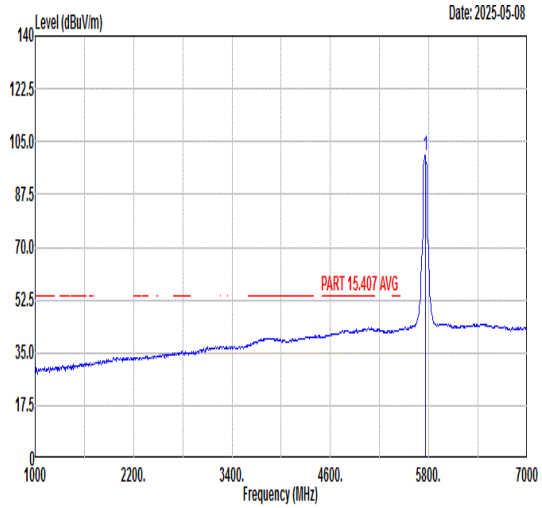 Freq Level Limit Line Margin (dB) Read Level Ant Factor Cable Loss Preamp Factor APos TPos Remark MHz dBuV/m dBuV/m dBuV dB/m dB dB cm deg 1 5755.00 100.55 ------ ------ 87.37 36.55 10.08 33.45 301 158 AVERAGE

Mode	32	
	Band Edge - R	
	U-NII-3_5.725-5.85_802.11n HT40_CH151_5755MHz	
ANT	1	
Pol.	Horizontal	Fundamental
Peak	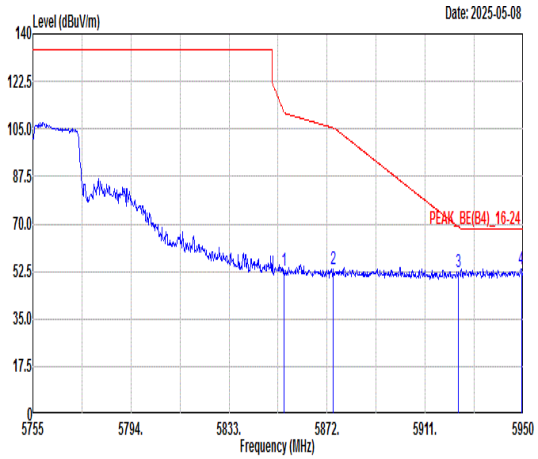 Freq Level Limit Line Margin (dB) Read Level Ant Factor Cable Loss Preamp Factor APos TPos Remark MHz dBuV/m dBuV/m dBuV dB/m dB dB cm deg 1 5854.84 52.93 111.17 -58.24 39.46 36.65 10.29 33.47 301 158 PEAK 2 5874.34 53.19 105.38 -52.19 39.66 36.67 10.33 33.47 301 158 PEAK 3 5924.07 52.50 68.99 -16.49 38.82 36.72 10.44 33.48 301 158 PEAK 4 5949.22 53.31 68.30 -14.99 39.56 36.75 10.49 33.49 301 158 PEAK	Blank

Mode	32	
	Band Edge - L	
	U-NII-3_5.725-5.85_802.11n HT40_CH151_5755MHz	
ANT	1	
Pol.	Vertical	Fundamental
Peak	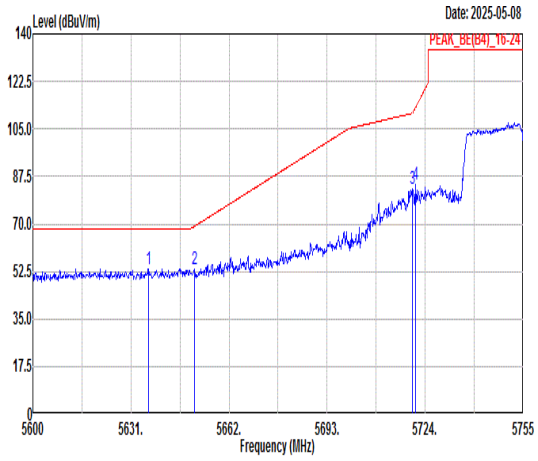 Freq Level Limit Line Margin (dB) Read Level Ant Factor Cable Loss Preamp Factor APos TPos Remark MHz dBuV/m dBuV/m dBuV dB/m dB dB cm deg 1 5636.58 53.43 68.30 -14.87 40.59 36.44 9.83 33.43 102 186 PEAK 2 5651.00 53.25 69.04 -15.79 40.37 36.45 9.86 33.43 102 186 PEAK 3 5719.97 82.98 110.79 -27.81 69.89 36.52 10.01 33.44 102 186 PEAK 4 5721.06 84.55 113.21 -28.66 71.46 36.52 10.01 33.44 102 186 PEAK	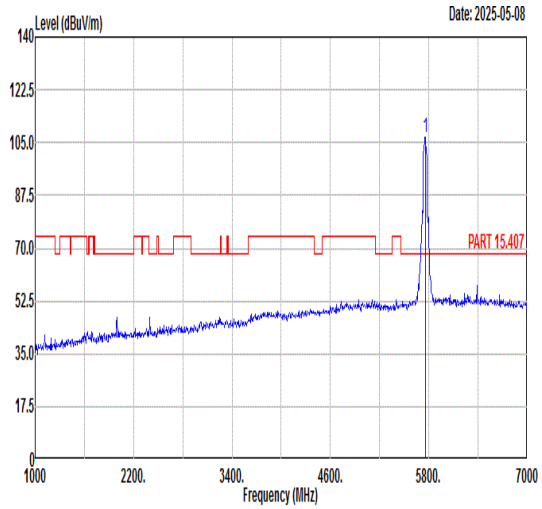 Freq Level Limit Line Margin (dB) Read Level Ant Factor Cable Loss Preamp Factor APos TPos Remark MHz dBuV/m dBuV/m dBuV dB/m dB dB cm deg 1 5755.00 106.72 ------ ------ 93.54 36.55 10.08 33.45 102 186 PEAK
Avg	Blank	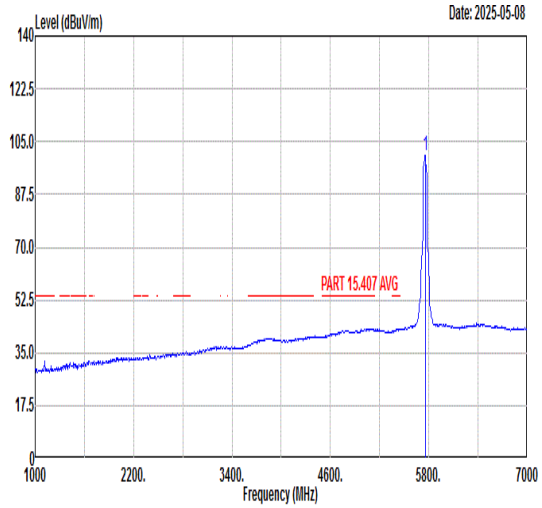 Freq Level Limit Line Margin (dB) Read Level Ant Factor Cable Loss Preamp Factor APos TPos Remark MHz dBuV/m dBuV/m dBuV dB/m dB dB cm deg 1 5755.00 100.33 ------ ------ 87.15 36.55 10.08 33.45 102 186 AVERAGE

Mode	32	
	Band Edge - R	
	U-NII-3_5.725-5.85_802.11n HT40_CH151_5755MHz	
ANT	1	
Pol.	Vertical	Fundamental
Peak	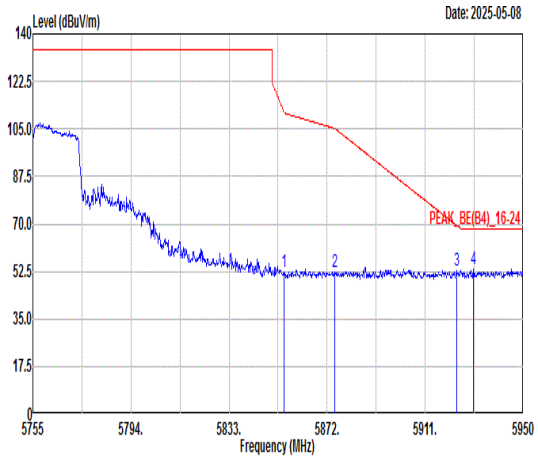 Freq Level Limit Line Margin (dB) Read Level Ant Factor Cable Loss Preamp Factor APos TPos Remark MHz dBuV/m dBuV/m dBuV dB/m dB dB cm deg 1 5854.84 52.46 111.17 -58.71 38.99 36.65 10.29 33.47 102 186 PEAK 2 5874.93 52.33 105.22 -52.89 38.80 36.67 10.33 33.47 102 186 PEAK 3 5923.68 52.85 69.27 -16.42 39.17 36.72 10.44 33.48 102 186 PEAK 4 5930.11 53.22 68.30 -15.08 39.53 36.73 10.45 33.49 102 186 PEAK	Blank

Mode	32	
	Harmonic	
	U-NII-3_5.725-5.85_802.11n HT40_CH151_5755MHz	
ANT	1	
Pol.	Horizontal	Vertical
Peak Avg	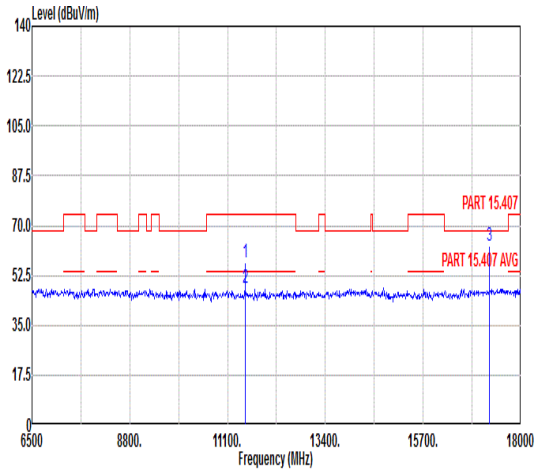 Freq Level Limit Line Margin Read Level Ant Factor Cable Loss Preamp Factor APos TPos Remark MHz dBuV/m dBuV/m dB dBuV dB/m dB dB cm deg 1 11510.00 57.04 74.00 -16.96 68.80 39.21 12.89 63.86 341 246 Peak 2 11510.00 47.90 54.00 -6.10 59.66 39.21 12.89 63.86 341 246 Average 3 17265.00 63.08 68.30 -5.22 69.84 42.59 15.74 65.09 109 60 Peak	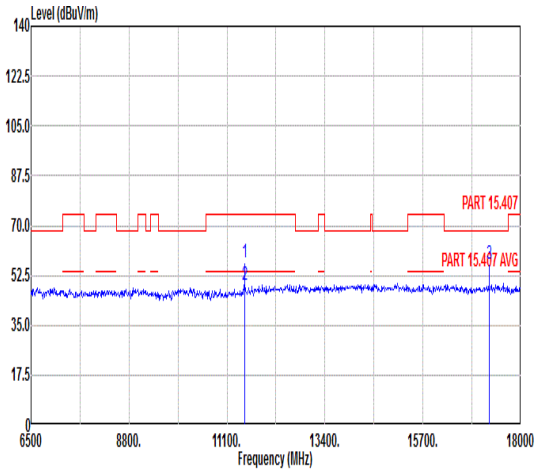 Freq Level Limit Line Margin Read Level Ant Factor Cable Loss Preamp Factor APos TPos Remark MHz dBuV/m dBuV/m dB dBuV dB/m dB dB cm deg 1 11510.00 57.13 74.00 -16.87 68.89 39.21 12.89 63.86 314 256 Peak 2 11510.00 49.17 54.00 -4.83 60.93 39.21 12.89 63.86 314 256 Average 3 17265.00 56.69 68.30 -11.61 63.45 42.59 15.74 65.09 100 207 Peak

Mode	33	
	Band Edge - L	
	U-NII-3_5.725-5.85_802.11n HT40_CH159_5795MHz	
ANT	1	
Pol.	Horizontal	Fundamental
Peak	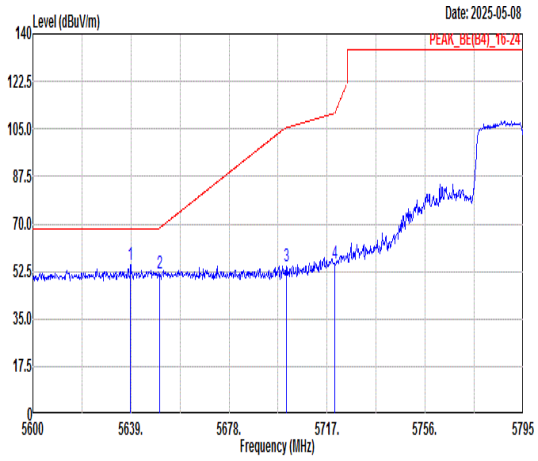 Freq Level Limit Line Margin (dB) Read Level Ant Factor Cable Loss Preamp Factor APos TPos Remark MHz dBuV/m dBuV/m dBuV dB/m dB dB cm deg 1 5638.81 54.85 68.30 -13.45 42.00 36.44 9.84 33.43 302 154 PEAK 2 5650.31 51.53 68.53 -17.00 38.65 36.45 9.86 33.43 302 154 PEAK 3 5700.82 54.27 105.43 -51.16 41.24 36.50 9.97 33.44 302 154 PEAK 4 5720.12 55.64 111.07 -55.43 42.55 36.52 10.01 33.44 302 154 PEAK	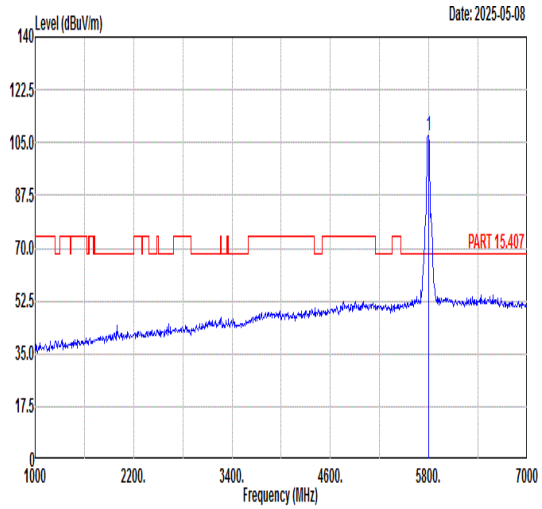 Freq Level Limit Line Margin (dB) Read Level Ant Factor Cable Loss Preamp Factor APos TPos Remark MHz dBuV/m dBuV/m dBuV dB/m dB dB cm deg 1 5795.00 107.42 ------ ------ 94.14 36.59 10.15 33.46 302 154 PEAK
Avg	Blank	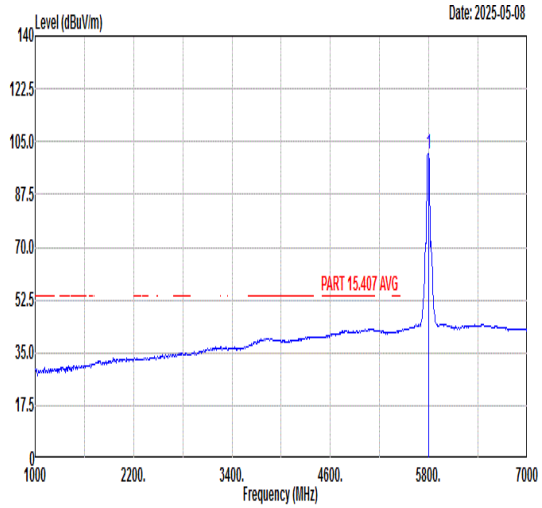 Freq Level Limit Line Margin (dB) Read Level Ant Factor Cable Loss Preamp Factor APos TPos Remark MHz dBuV/m dBuV/m dBuV dB/m dB dB cm deg 1 5795.00 100.80 ------ ------ 87.51 36.59 10.16 33.46 302 154 AVERAGE

Mode	33	
	Band Edge - R	
	U-NII-3_5.725-5.85_802.11n HT40_CH159_5795MHz	
ANT	1	
Pol.	Horizontal	Fundamental
Peak	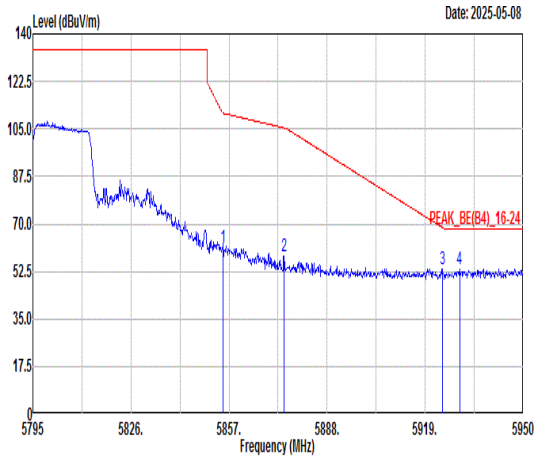 Freq Level Limit Line Margin (dB) Read Level Ant Factor Cable Loss Preamp Factor APos TPos Remark MHz dBuV/m dBuV/m dBuV dB/m dB dB cm deg 1 5854.99 61.03 110.83 -49.80 47.56 36.65 10.29 33.47 302 154 PEAK 2 5874.36 58.18 105.38 -47.20 44.65 36.67 10.33 33.47 302 154 PEAK 3 5924.43 53.16 68.72 -15.56 39.48 36.72 10.44 33.48 302 154 PEAK 4 5929.85 53.28 68.30 -15.02 39.59 36.73 10.45 33.49 302 154 PEAK	Blank

Mode	33	
	Band Edge - L	
	U-NII-3_5.725-5.85_802.11n HT40_CH159_5795MHz	
ANT	1	
Pol.	Vertical	Fundamental
Peak	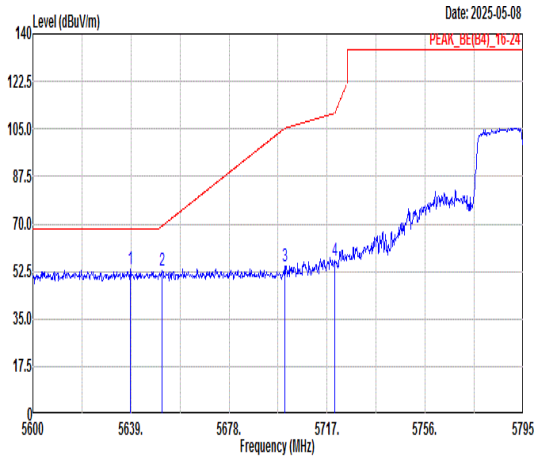 Freq Level Limit Line Margin (dB) Read Level Ant Factor Cable Loss Preamp Factor APos TPos Remark MHz dBuV/m dBuV/m dBuV dB/m dB dB cm deg 1 5638.61 53.18 68.30 -15.12 40.33 36.44 9.84 33.43 108 188 PEAK 2 5651.48 52.91 69.40 -16.49 40.03 36.45 9.86 33.43 108 188 PEAK 3 5700.04 54.56 105.21 -50.65 41.53 36.50 9.97 33.44 108 188 PEAK 4 5720.12 56.67 111.07 -54.40 43.58 36.52 10.01 33.44 108 188 PEAK	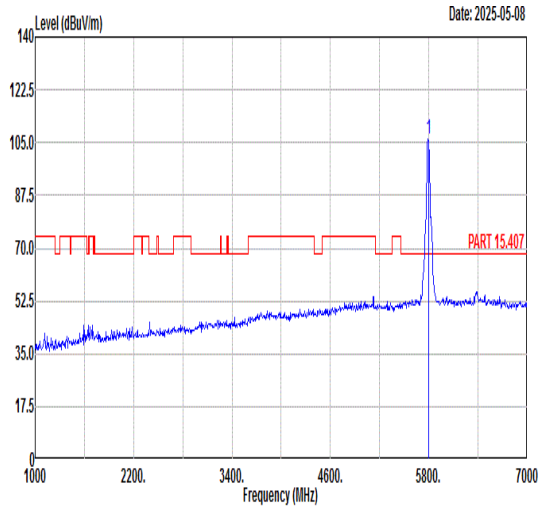 Freq Level Limit Line Margin (dB) Read Level Ant Factor Cable Loss Preamp Factor APos TPos Remark MHz dBuV/m dBuV/m dBuV dB/m dB dB cm deg 1 5795.00 106.45 ------ ------ 93.17 36.59 10.15 33.46 108 188 PEAK
Avg	Blank	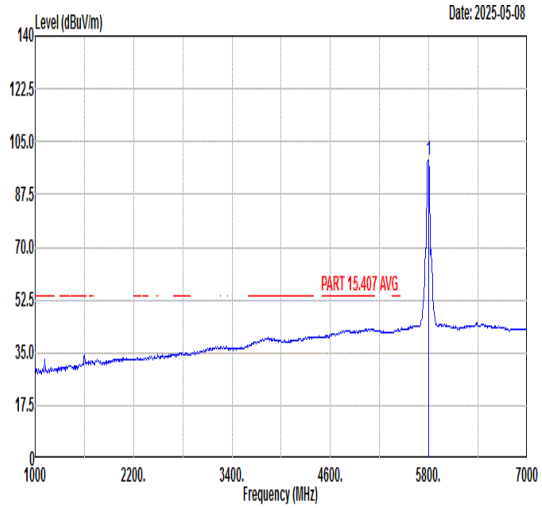 Freq Level Limit Line Margin (dB) Read Level Ant Factor Cable Loss Preamp Factor APos TPos Remark MHz dBuV/m dBuV/m dBuV dB/m dB dB cm deg 1 5795.00 98.70 ------ ------ 85.41 36.59 10.16 33.46 108 188 AVERAGE

Mode	33	
	Band Edge - R	
	U-NII-3_5.725-5.85_802.11n HT40_CH159_5795MHz	
ANT	1	
Pol.	Vertical	Fundamental
Peak	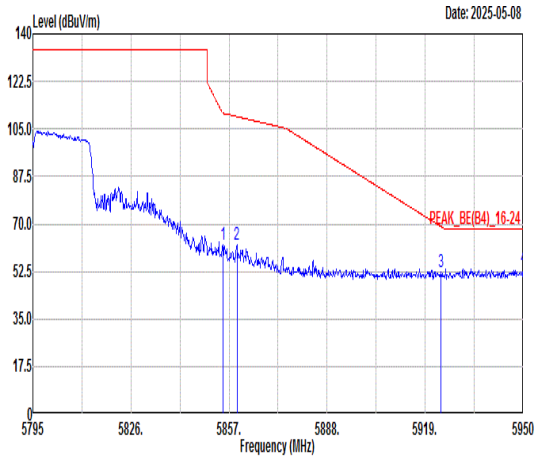 Freq Level Limit Line Margin (dB) Read Level Ant Factor Cable Loss Preamp Factor APos TPos Remark MHz dBuV/m dBuV/m dBuV dB/m dB dB cm deg 1 5854.99 62.49 110.83 -48.34 49.02 36.65 10.29 33.47 108 188 PEAK 2 5859.48 62.30 109.54 -47.24 48.81 36.66 10.30 33.47 108 188 PEAK 3 5923.96 52.56 69.06 -16.50 38.88 36.72 10.44 33.48 108 188 PEAK 4 5950.00 53.82 68.30 -14.48 40.07 36.75 10.49 33.49 108 188 PEAK	Blank

Mode	33	
	Harmonic	
	U-NII-3_5.725-5.85_802.11n HT40_CH159_5795MHz	
ANT	1	
Pol.	Horizontal	Vertical
Peak Avg	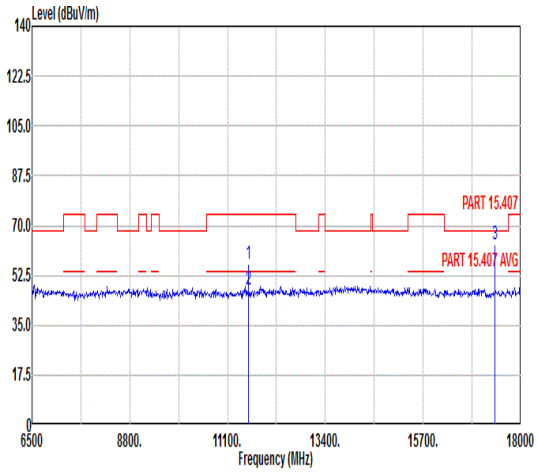 Freq Level Limit Line Margin Read Level Ant Factor Cable Loss Preamp Factor APos TPos Remark MHz dBuV/m dBuV/m dB dBuV dB/m dB dB cm deg 1 11590.00 56.66 74.00 -17.34 68.31 39.31 12.95 63.91 341 245 Peak 2 11590.00 47.55 54.00 -6.45 59.20 39.31 12.95 63.91 341 245 Average 3 17385.00 63.17 68.30 -5.13 69.84 42.72 15.83 65.22 107 60 Peak	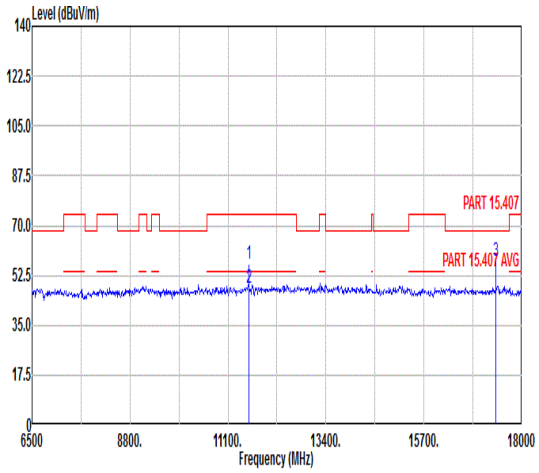 Freq Level Limit Line Margin Read Level Ant Factor Cable Loss Preamp Factor APos TPos Remark MHz dBuV/m dBuV/m dB dBuV dB/m dB dB cm deg 1 11590.00 56.29 74.00 -17.71 67.94 39.31 12.95 63.91 317 256 Peak 2 11590.00 47.86 54.00 -6.14 59.51 39.31 12.95 63.91 317 256 Average 3 17385.00 57.38 68.30 -10.92 64.05 42.72 15.83 65.22 100 205 Peak

Mode	34	
	Harmonic	
	U-NII-2C_5.725-5.85_802.11a_CH144_5720MHz	
ANT	1	
Pol.	Horizontal	Vertical
Peak Avg	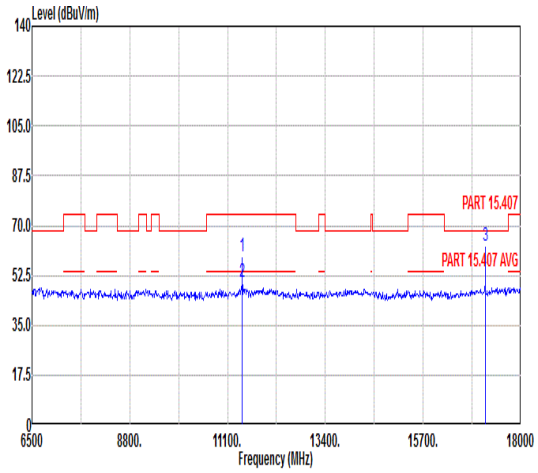 Freq Level Limit Line Margin Read Level Ant Factor Cable Loss Preamp Factor APos TPos Remark MHz dBuV/m dBuV/m dB dBuV dB/m dB dB cm deg 1 11440.00 58.92 74.00 -15.08 70.76 39.13 12.84 63.81 100 200 Peak 2 11440.00 50.04 54.00 -3.96 61.88 39.13 12.84 63.81 100 200 Average 3 17160.00 62.79 68.30 -5.51 69.63 42.48 15.66 64.98 100 58 Peak	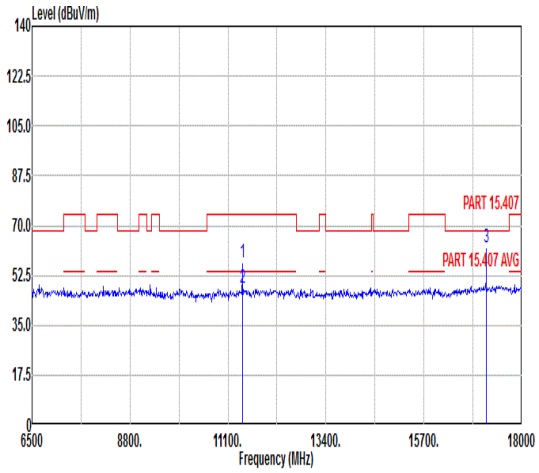 Freq Level Limit Line Margin Read Level Ant Factor Cable Loss Preamp Factor APos TPos Remark MHz dBuV/m dBuV/m dB dBuV dB/m dB dB cm deg 1 11440.00 57.32 74.00 -16.68 69.16 39.13 12.84 63.81 210 259 Peak 2 11440.00 48.33 54.00 -5.67 60.17 39.13 12.84 63.81 210 259 Average 3 17160.00 62.59 68.30 -5.71 69.43 42.48 15.66 64.98 264 100 Peak

Mode	36	
	Harmonic	
	U-NII-2C_5.725-5.85_802.11n HT20_CH144_5720MHz	
ANT	1	
Pol.	Horizontal	Vertical
Peak Avg	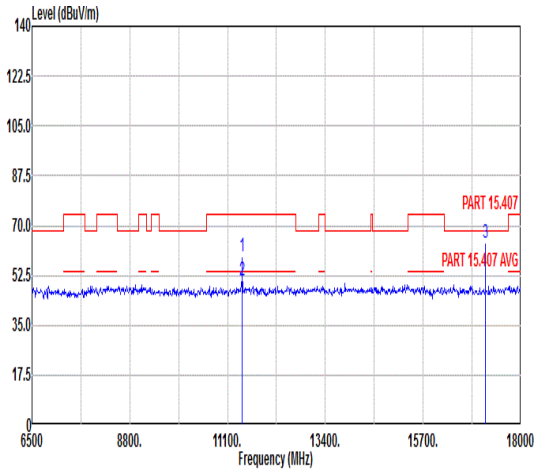 Freq Level Limit Line Margin Read Level Ant Factor Cable Loss Preamp Factor APos TPos Remark MHz dBuV/m dBuV/m dB dBuV dB/m dB dB cm deg 1 11440.00 59.35 74.00 -14.65 71.19 39.13 12.84 63.81 100 182 Peak 2 11440.00 50.65 54.00 -3.35 62.49 39.13 12.84 63.81 100 182 Average 3 17160.00 63.81 68.30 -4.49 70.65 42.48 15.66 64.98 100 43 Peak	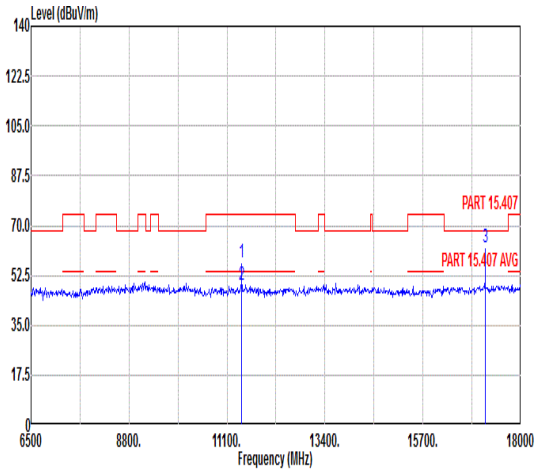 Freq Level Limit Line Margin Read Level Ant Factor Cable Loss Preamp Factor APos TPos Remark MHz dBuV/m dBuV/m dB dBuV dB/m dB dB cm deg 1 11440.00 57.23 74.00 -16.77 69.07 39.13 12.84 63.81 100 240 Peak 2 11440.00 48.94 54.00 -5.06 60.78 39.13 12.84 63.81 100 240 Average 3 17160.00 62.19 68.30 -6.11 69.03 42.48 15.66 64.98 276 100 Peak

Mode	37	
	Harmonic	
	U-NII-2C_5.725-5.85_802.11n HT40_CH142_5710MHz	
ANT	1	
Pol.	Horizontal	Vertical
Peak Avg	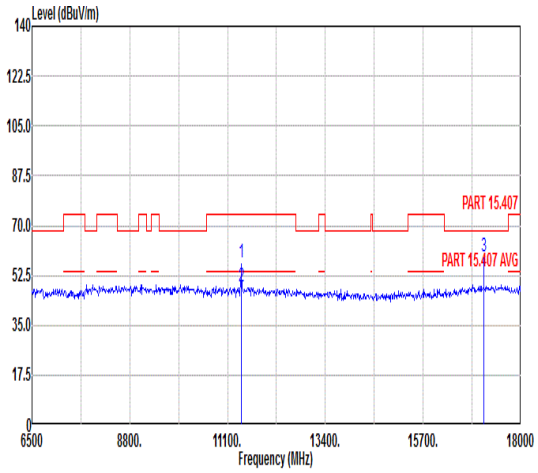 Freq Level Limit Line Margin Read Level Ant Factor Cable Loss Preamp Factor APos TPos Remark MHz dBuV/m dBuV/m dB dBuV dB/m dB dB cm deg 1 11420.00 56.84 74.00 -17.16 68.71 39.10 12.82 63.79 100 187 Peak 2 11420.00 48.54 54.00 -5.46 60.41 39.10 12.82 63.79 100 187 Average 3 17130.00 59.09 68.30 -9.21 65.95 42.44 15.64 64.94 100 41 Peak	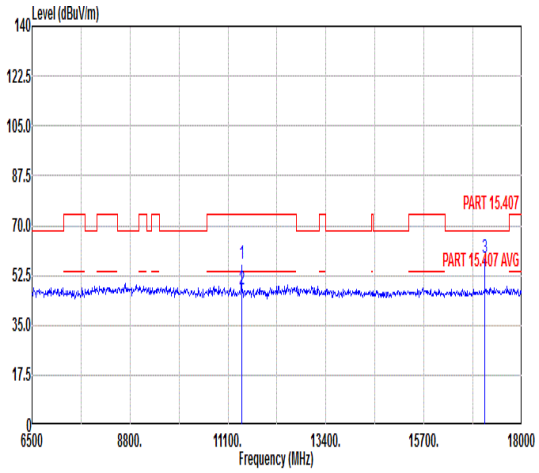 Freq Level Limit Line Margin Read Level Ant Factor Cable Loss Preamp Factor APos TPos Remark MHz dBuV/m dBuV/m dB dBuV dB/m dB dB cm deg 1 11420.00 56.60 74.00 -17.40 68.47 39.10 12.82 63.79 134 244 Peak 2 11420.00 47.29 54.00 -6.71 59.16 39.10 12.82 63.79 134 244 Average 3 17130.00 58.81 68.30 -9.49 65.67 42.44 15.64 64.94 272 102 Peak

Mode	38	
	LF	
	U-NII-2A_5.25-5.35_802.11n HT20_CH64_5320MHz	
ANT	1	
Pol.	Horizontal	Vertical
QP/ Peak	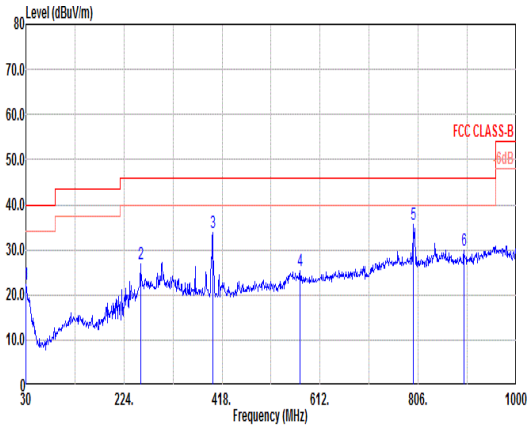 Freq Level Limit Line Margin Read Level Ant Factor Cable Loss Preamp Factor APos TPos Remark MHz dBuV/m dBuV/m dB dBuV dB/m dB dB cm deg 1 30.00 22.30 40.00 -17.70 27.98 25.29 0.53 31.50 --- --- Peak 2 256.98 26.76 46.00 -19.24 36.94 19.66 1.67 31.51 --- --- Peak 3 399.57 33.69 46.00 -12.31 40.83 22.06 2.10 31.30 --- --- Peak 4 572.23 25.51 46.00 -20.49 27.87 26.35 2.50 31.21 --- --- Peak 5 796.30 35.57 46.00 -10.43 34.92 28.81 2.93 31.09 --- --- Peak 6 896.21 29.96 46.00 -16.04 28.18 29.63 3.15 31.00 --- --- Peak	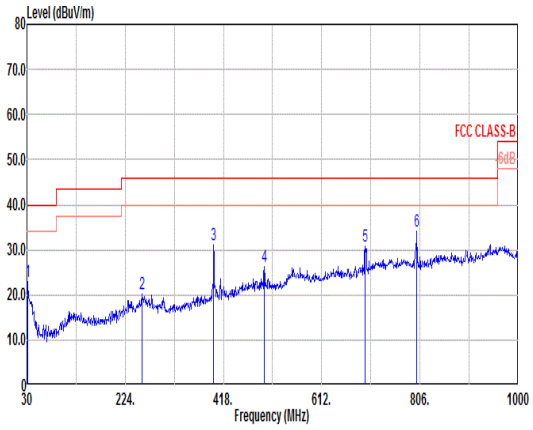 Freq Level Limit Line Margin Read Level Ant Factor Cable Loss Preamp Factor APos TPos Remark MHz dBuV/m dBuV/m dB dBuV dB/m dB dB cm deg 1 30.97 22.84 40.00 -17.16 29.12 24.72 0.54 31.54 --- --- Peak 2 256.98 20.25 46.00 -25.75 30.43 19.66 1.67 31.51 --- --- Peak 3 398.60 31.18 46.00 -14.82 38.38 22.01 2.10 31.31 --- --- Peak 4 498.51 26.28 46.00 -19.72 30.92 24.33 2.33 31.30 --- --- Peak 5 697.36 30.68 46.00 -15.32 32.26 26.78 2.75 31.11 --- --- Peak 6 800.18 33.98 46.00 -12.02 33.39 28.75 2.94 31.10 --- --- Peak

Mode	39	
	LF	
	U-NII-3_5.725-5.85_802.11a CH165_5825MHz	
ANT	1	
Pol.	Horizontal	Vertical
QP/ Peak	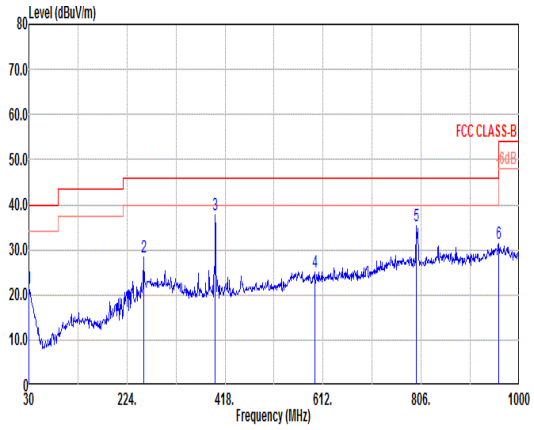	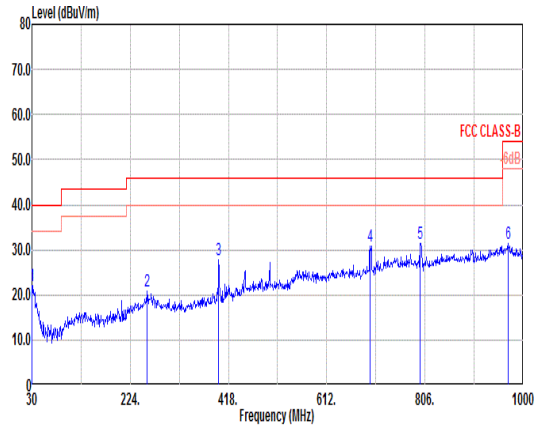

	Freq	Level	Limit Line	Margin	Read Level	Ant Factor	Cable Loss	Preamp Factor	APos	TPos	Remark
	MHz	dBuV/m	dBuV/m	dB	dBuV	dB/m	dB	dB	cm	deg	
1	30.00	21.40	40.00	-18.60	27.08	25.29	0.53	31.50	---	---	Peak
2	256.98	28.41	46.00	-17.59	38.59	19.66	1.67	31.51	---	---	Peak
3	398.60	37.65	46.00	-8.35	44.85	22.01	2.10	31.31	---	---	Peak
4	595.51	25.14	46.00	-20.86	27.53	26.18	2.55	31.12	---	---	Peak
5	796.30	35.42	46.00	-10.58	34.77	28.81	2.93	31.09	---	---	Peak
6	959.26	31.36	46.00	-14.64	27.19	31.74	3.25	30.82	---	---	Peak

	Freq	Level	Limit Line	Margin	Read Level	Ant Factor	Cable Loss	Preamp Factor	APos	TPos	Remark
	MHz	dBuV/m	dBuV/m	dB	dBuV	dB/m	dB	dB	cm	deg	
1	30.00	22.09	40.00	-17.91	27.77	25.29	0.53	31.50	---	---	Peak
2	257.95	20.96	46.00	-25.04	31.08	19.73	1.67	31.52	---	---	Peak
3	398.60	27.92	46.00	-18.08	35.12	22.01	2.10	31.31	---	---	Peak
4	697.36	30.84	46.00	-15.16	32.42	26.78	2.75	31.11	---	---	Peak
5	796.30	31.51	46.00	-14.49	30.86	28.81	2.93	31.09	---	---	Peak
6	969.93	31.31	54.00	-22.69	27.18	31.66	3.26	30.79	---	---	Peak

Appendix D. Duty Cycle Plots

Band	Duty Cycle(%)	T(ms)	1/T(kHz)	VBW Setting
802.11a	100	-	-	10Hz
802.11n HT20	100	-	-	10Hz
802.11n HT40	100	-	-	10Hz

802.11a

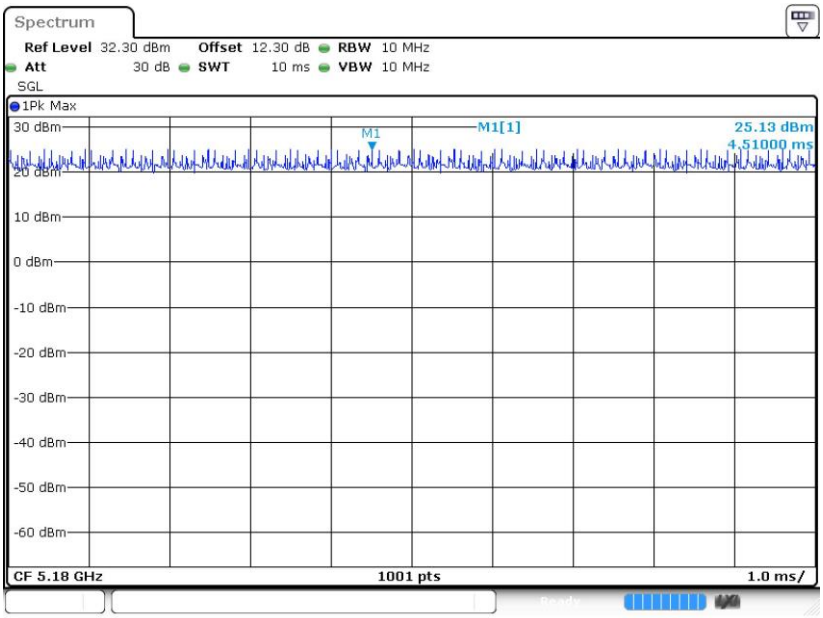

802.11n HT20

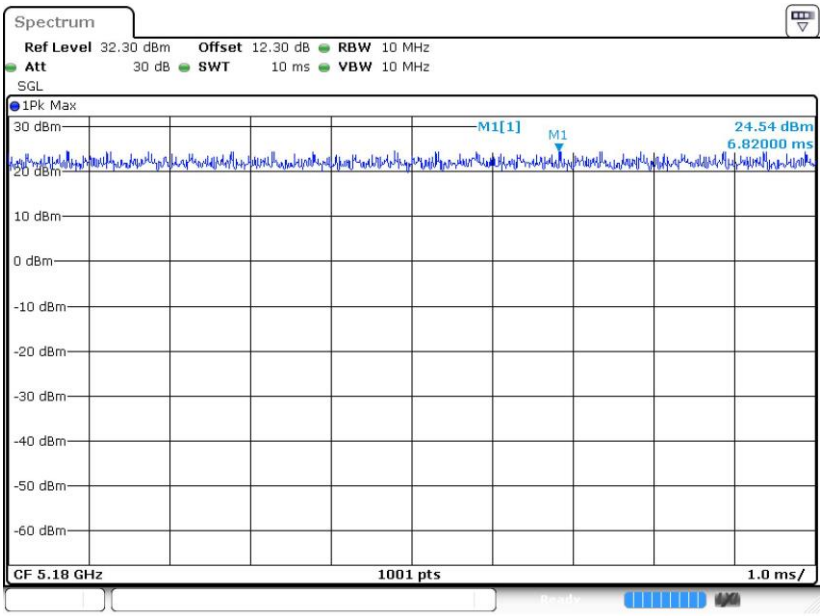
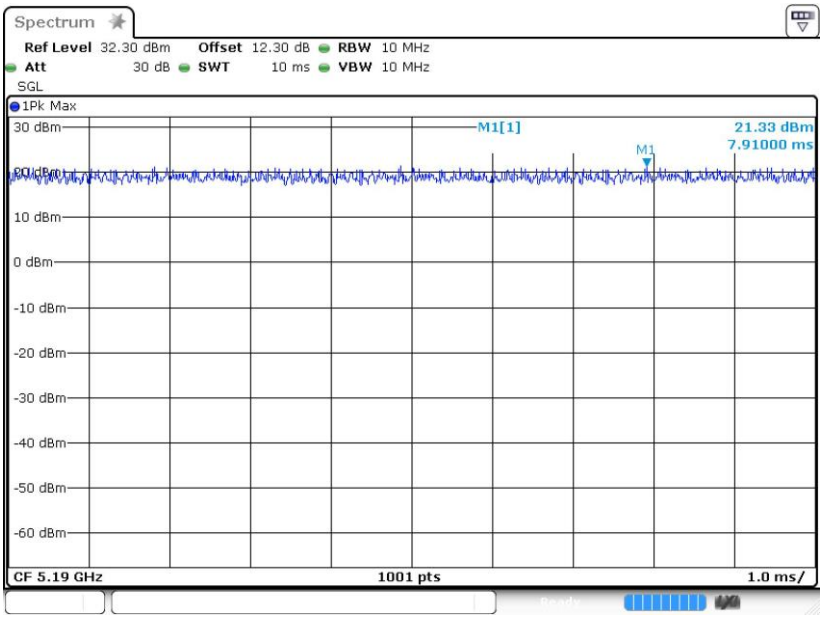
802.11n HT40