ANTENNA TEST REPORT

Manufacture: **Zhejiang Jiecang Linear Motion Technology Co.,Ltd.**

Address: HIGH TECH PARK, QIXING STREET, XINCHANG COUNTY, ZHEJIANG, P.R. CHINA 312500

Product Name: **PCB carrier antenna (Zigzag plane inverted F antenna)**

Product Model: **PIFA**

Report Number: **2503P20940E-RF**

Date Of Issue: **2025/1/8**

Reviewed & Approved By: **Sun Zhong** Sun Zhong

Title: Manager

Test Laboratory: **China Certification ICT Co., Ltd (Dongguan)**
No. 113, Pingkang Road, Dalang Town, Dongguan, Guangdong, China

Tel: +86-769-83085888
www.ccttt.com.cn

Test Facility

The Test site used by China Certification ICT Co., Ltd (Dongguan) to collect test data is located on the No. 113, Pingkang Road, Dalang Town, Dongguan, Guangdong, China.

Declarations

China Certification ICT Co., Ltd (Dongguan) is not responsible for the authenticity of any test data provided by the applicant. Data included from the applicant that may affect test results are marked with a triangle symbol "▲". Customer model name, addresses, names, trademarks etc. are not considered data.

Unless otherwise stated the results shown in this test report refer only to the sample(s) tested.

This report cannot be reproduced except in full, without prior written approval of the Company.

This report is valid only with a valid digital signature. The digital signature may be available only under the Adobe software above version 7.0.

This report may contain data that are not covered by the accreditation scope and shall be marked with an asterisk "★".

CONTENTS

DOCUMENT REVISION HISTORY 4
1. GENERAL INFORMATION 5
2. TEST CONFIGURATIONS 6
2.1 TEST ENVIRONMENT 6
2.2 TEST EQUIPMENT 6
3. TEST RESULTS 7
3.1 GAIN AND EFFICIENCY 7
3.2 RADIATION PATTERN 8
4. EUT PHOTOGRAPHS 11
5. TEST SETUP PHOTOGRAPHS 12

DOCUMENT REVISION HISTORY

Revision Number	Report Number	Description of Revision	Date of Revision
1.0	2503P20940E-RF	Original Report	2025/1/8

1. GENERAL INFORMATION

Product Name:	PCB carrier antenna (Zigzag plane inverted F antenna)
Product Model:	PIFA
Antenna Type:	PCB
Test Items:	Gain; Efficiency; Radiation Pattern
Test Frequency (MHz):	2400, 2450, 2500
Sample Number:	2WZRH-1
EUT Received Date:	2025/1/8
EUT Received Status:	Good

2. TEST CONFIGURATIONS

2.1 Test Environment

Temperature (℃)	22.5
Humidity (%RH)	42
Atmospheric Pressure (kPa)	101.7
Tester	Leo Li
Test Date	2025/1/8

2.2 Test Equipment

Test Instrument	R&S ZNB8

3. TEST RESULTS

3.1 Gain and Efficiency

Frequency (MHz)	Efficiency (%)	Peak Gain (dBi)
2400.00	20.69	-2.38
2450.00	14.51	-4.46
2500.00	11.85	-5.82

3.2 Radiation Pattern

2400 MHz 3D

Theta = 0, Phi = 0

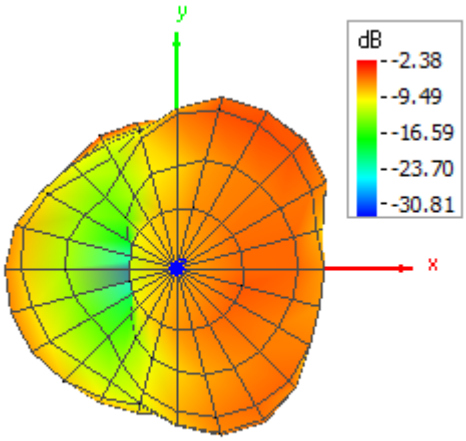

Theta = 180, Phi = 0

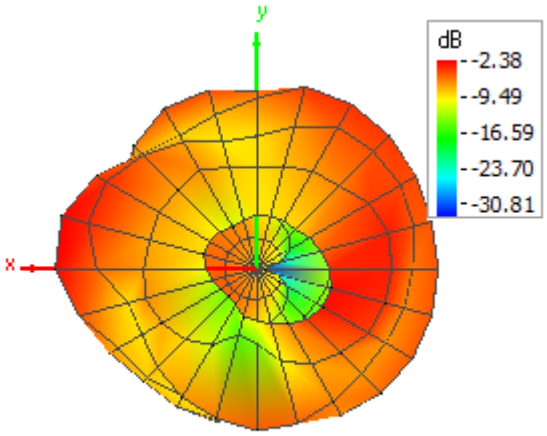

Theta = 90, Phi = 0

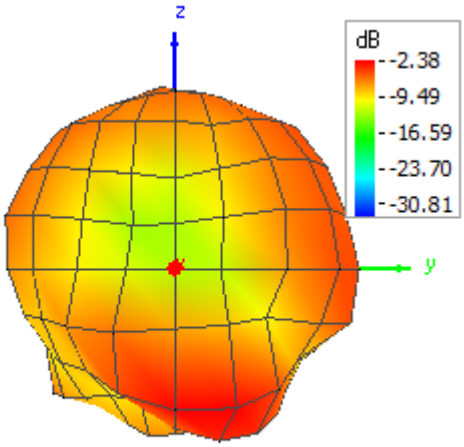

Theta = 90, Phi = 180

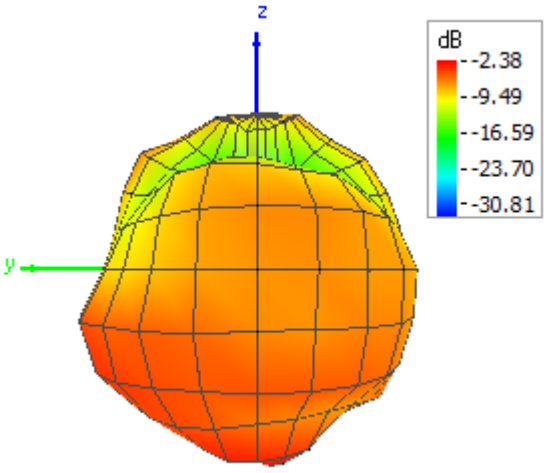

Theta = 90, Phi = 270

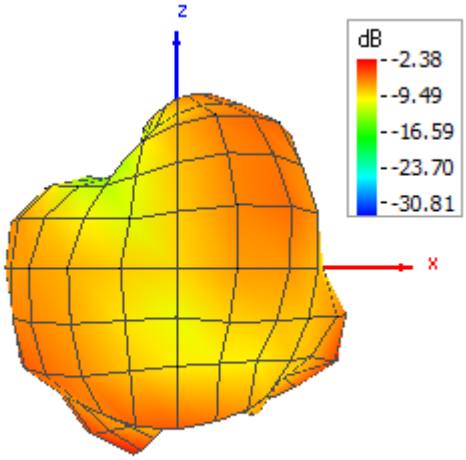

Theta = 90, Phi = 90

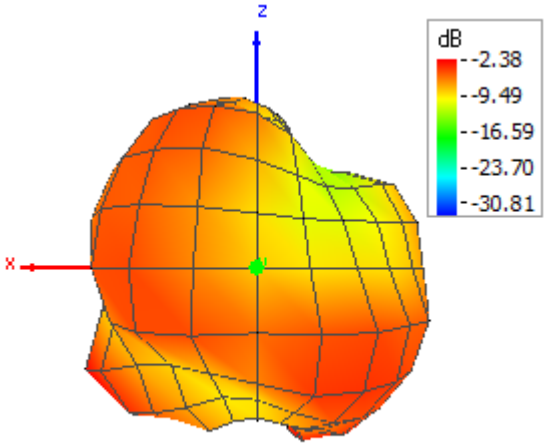

2450 MHz 3D

Theta = 0, Phi = 0

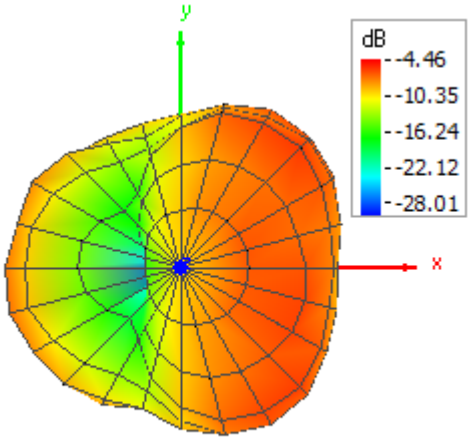

Theta = 180, Phi = 0

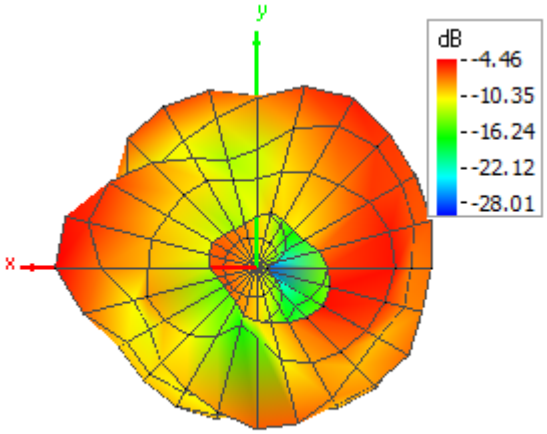

Theta = 90, Phi = 0

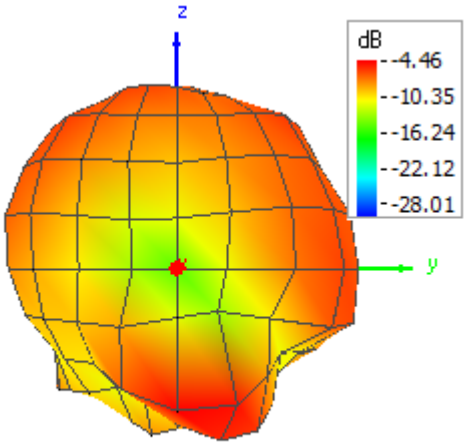

Theta = 90, Phi = 180

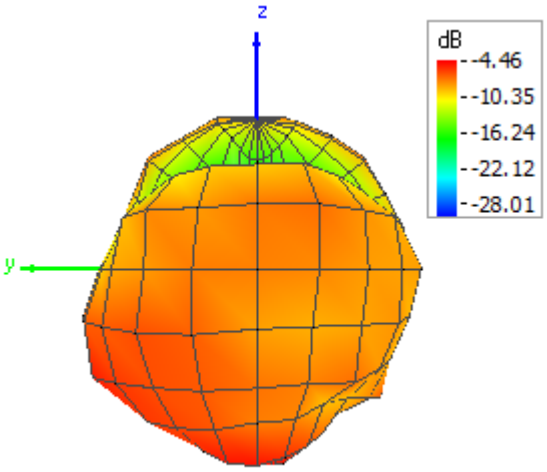

Theta = 90, Phi = 270

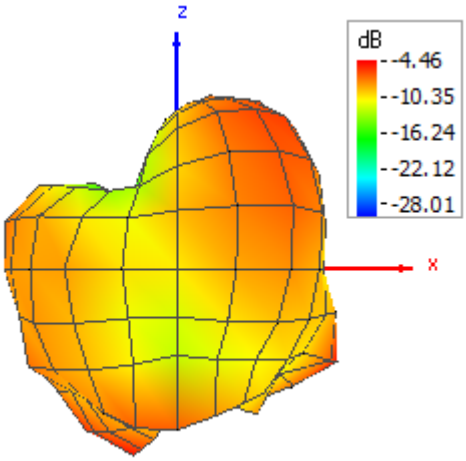

Theta = 90, Phi = 90

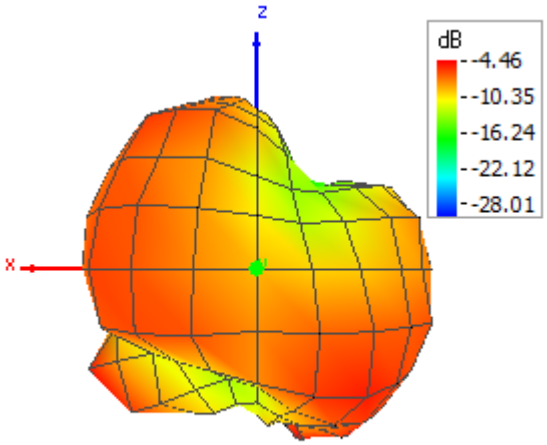

2500 MHz 3D

Theta = 0, Phi = 0

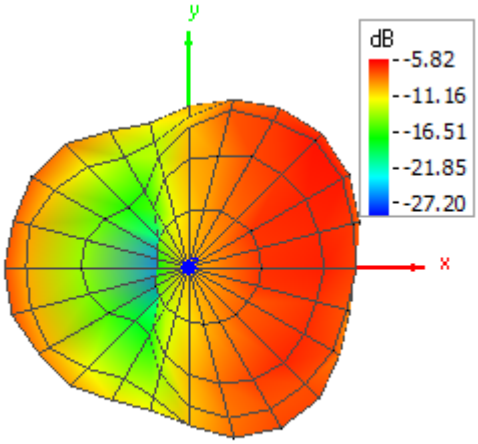

Theta = 180, Phi = 0

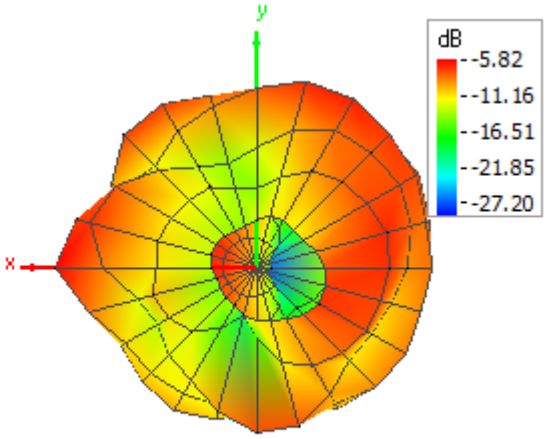

Theta = 90, Phi = 0

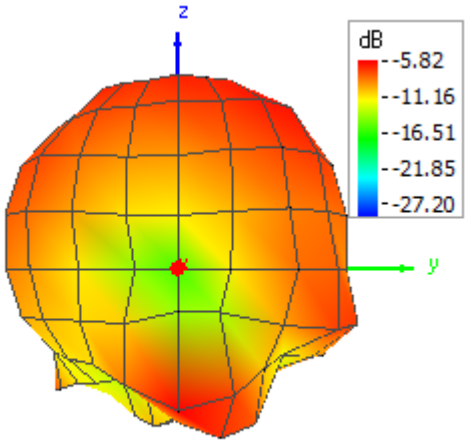

Theta = 90, Phi = 180

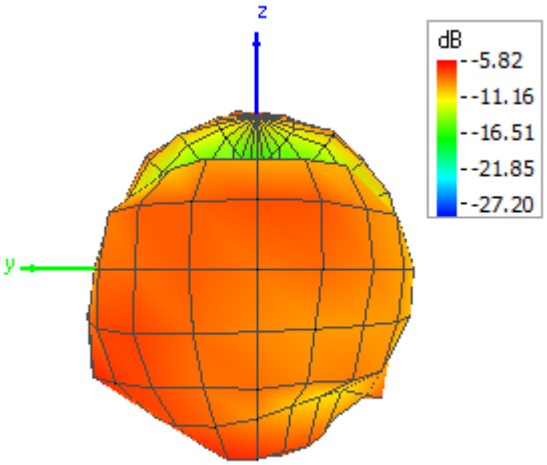

Theta = 90, Phi = 270

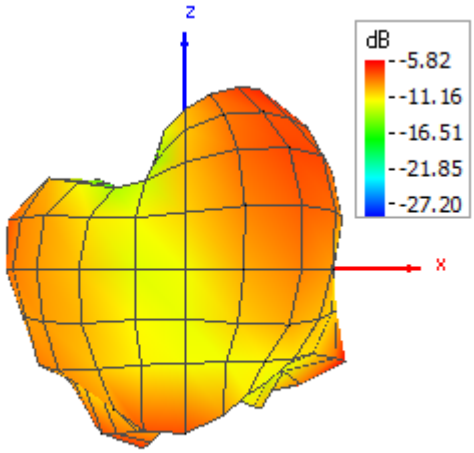

Theta = 90, Phi = 90

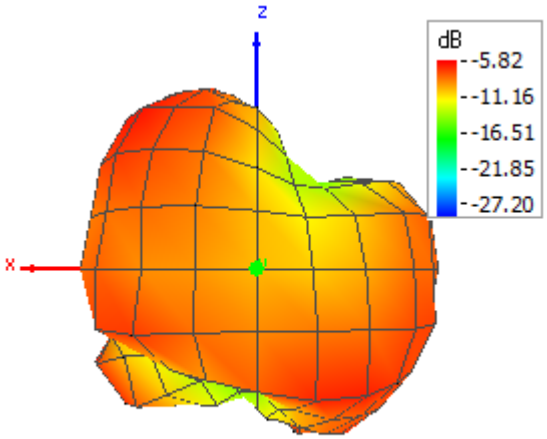

4. EUT PHOTOGRAPHS

Antenna



5. TEST SETUP PHOTOGRAPHS



===== END OF REPORT =====