# ANTENNA TEST REPORT

**Manufacture:** **Zhejiang Jiecang Linear Motion Technology Co.,Ltd.**

Address: HIGH TECH PARK, QIXING STREET, XINCHANG COUNTY, ZHEJIANG, P.R. CHINA 312500

**Product Name:** **PCB carrier antenna (Zigzag plane inverted F antenna)**

**Product Model:** **PIFA**

**Report Number:** **2503P20940E-RF**

**Date Of Issue:** **2025/1/8**

**Reviewed & Approved By:** **Sun Zhong** Sun Zhong

Title: Manager

**Test Laboratory:** **China Certification ICT Co., Ltd (Dongguan)**
No. 113, Pingkang Road, Dalang Town, Dongguan, Guangdong, China

Tel: +86-769-83085888
www.ccttt.com.cn

## Test Facility

The Test site used by China Certification ICT Co., Ltd (Dongguan) to collect test data is located on the No. 113, Pingkang Road, Dalang Town, Dongguan, Guangdong, China.

## Declarations

China Certification ICT Co., Ltd (Dongguan) is not responsible for the authenticity of any test data provided by the applicant. Data included from the applicant that may affect test results are marked with a triangle symbol "▲". Customer model name, addresses, names, trademarks etc. are not considered data.

Unless otherwise stated the results shown in this test report refer only to the sample(s) tested.

This report cannot be reproduced except in full, without prior written approval of the Company.

This report is valid only with a valid digital signature. The digital signature may be available only under the Adobe software above version 7.0.

This report may contain data that are not covered by the accreditation scope and shall be marked with an asterisk "★".

# CONTENTS

DOCUMENT REVISION HISTORY ..... 4
1. GENERAL INFORMATION ..... 5
2. TEST CONFIGURATIONS ..... 6
2.1 TEST ENVIRONMENT ..... 6
2.2 TEST EQUIPMENT ..... 6
3. TEST RESULTS ..... 7
3.1 GAIN AND EFFICIENCY ..... 7
3.2 RADIATION PATTERN ..... 8
4. TEST SETUP PHOTOGRAPHS ..... 11

# DOCUMENT REVISION HISTORY

| Revision Number | Report Number | Description of Revision | Date of Revision |
|---|---|---|---|
| 1.0 | 2503P20940E-RF | Original Report | 2025/1/8 |

# 1. GENERAL INFORMATION

| | |
|---|---|
| **Product Name:** | PCB carrier antenna (Zigzag plane inverted F antenna) |
| **Product Model:** | PIFA |
| **Antenna Type:** | PCB |
| **Test Items:** | Gain; Efficiency; Radiation Pattern |
| **Test Frequency (MHz):** | 2400, 2450, 2500 |
| **Sample Number:** | 2WZRH-1 |
| **EUT Received Date:** | 2025/1/8 |
| **EUT Received Status:** | Good |

# 2. TEST CONFIGURATIONS

## 2.1 Test Environment

| | |
|---|---|
| **Temperature (℃)** | 22.5 |
| **Humidity (%RH)** | 42 |
| **Atmospheric Pressure (kPa)** | 101.7 |
| **Tester** | Leo Li |
| **Test Date** | 2025/1/8 |

## 2.2 Test Equipment

| | |
|---|---|
| **Test Instrument** | R&S ZNB8 |

# 3. TEST RESULTS

## 3.1 Gain and Efficiency

| Frequency (MHz) | Efficiency (%) | Peak Gain (dBi) |
|---|---|---|
| 2400.00 | 20.69 | -2.38 |
| 2450.00 | 14.51 | -4.46 |
| 2500.00 | 11.85 | -5.82 |

### 3.2 Radiation Pattern

## 2400 MHz 3D

**Theta = 0, Phi = 0**

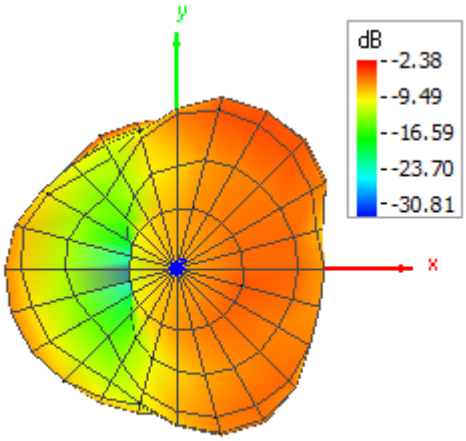


**Theta = 180, Phi = 0**

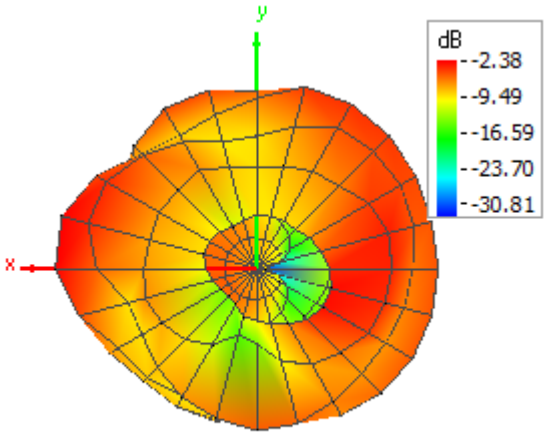


**Theta = 90, Phi = 0**

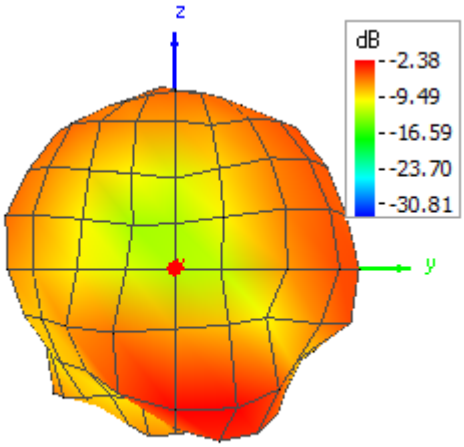


**Theta = 90, Phi = 180**

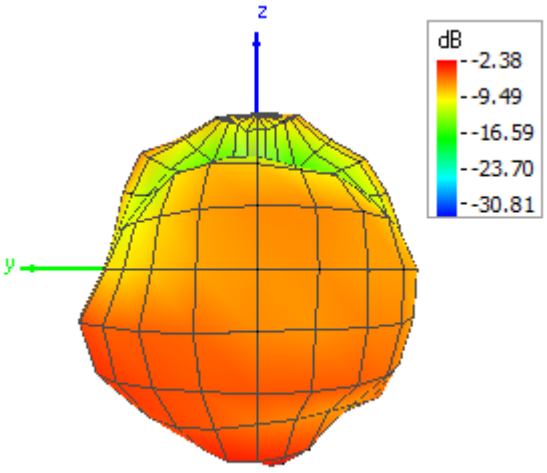


**Theta = 90, Phi = 270**

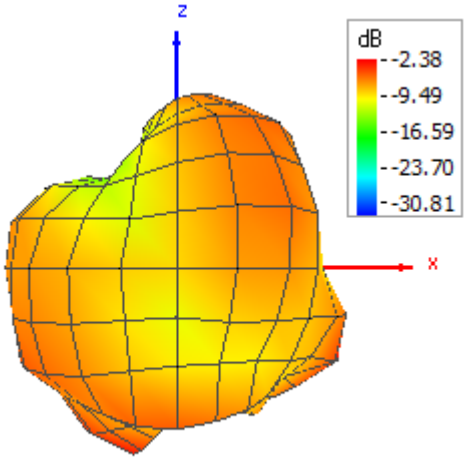


**Theta = 90, Phi = 90**

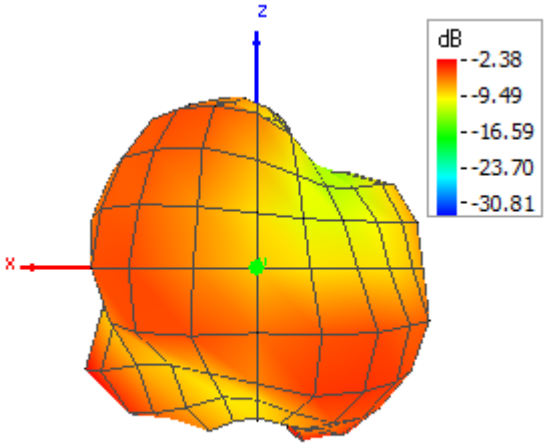

# 2450 MHz 3D

**Theta = 0, Phi = 0**

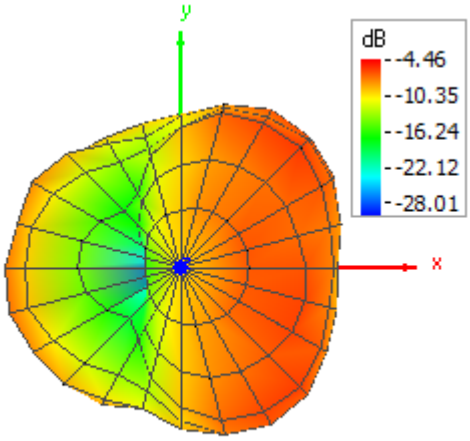


**Theta = 180, Phi = 0**

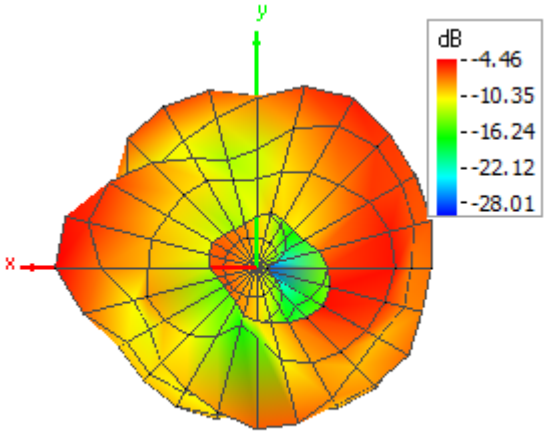


**Theta = 90, Phi = 0**

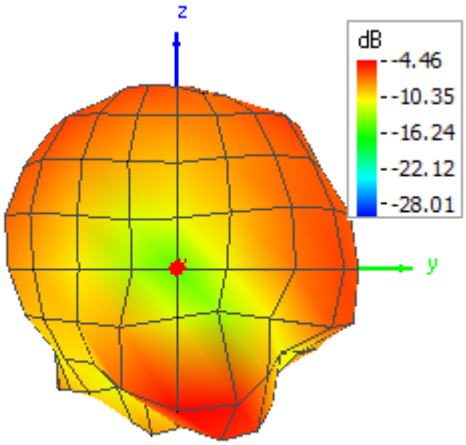


**Theta = 90, Phi = 180**

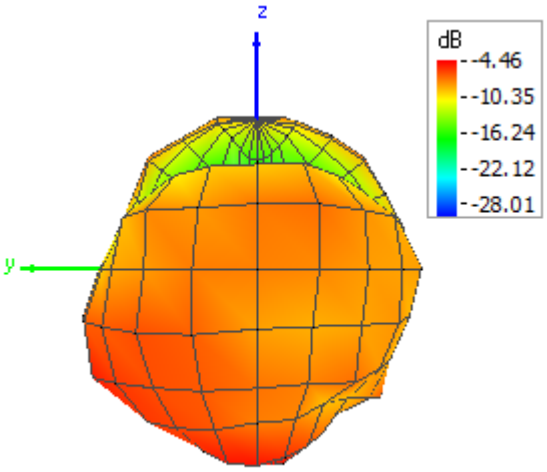


**Theta = 90, Phi = 270**

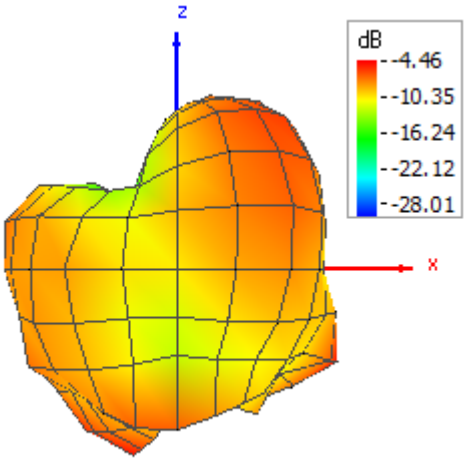


**Theta = 90, Phi = 90**

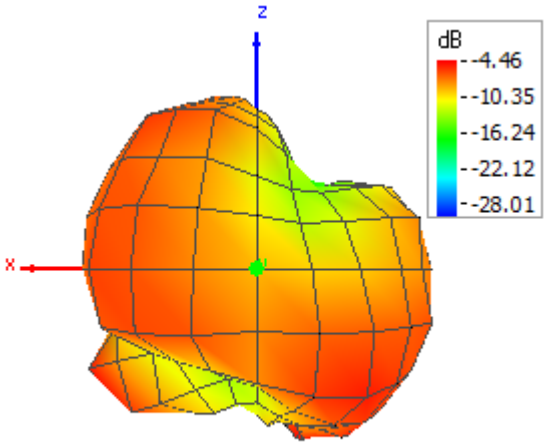

# 2500 MHz 3D

**Theta = 0, Phi = 0**

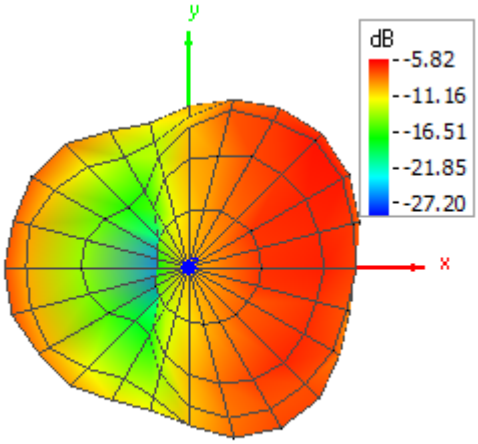


**Theta = 180, Phi = 0**

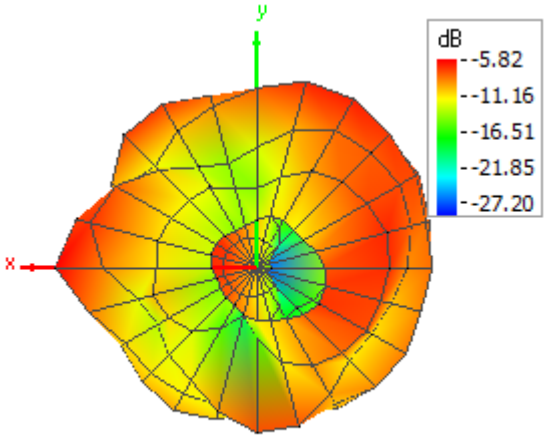


**Theta = 90, Phi = 0**

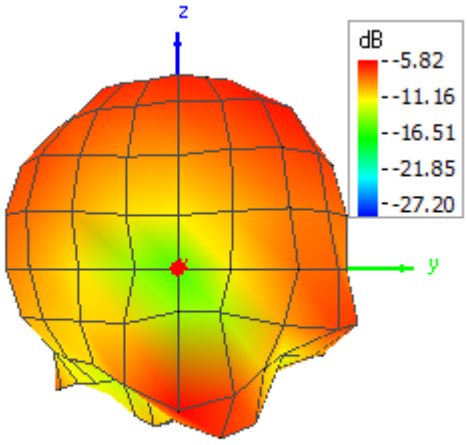


**Theta = 90, Phi = 180**

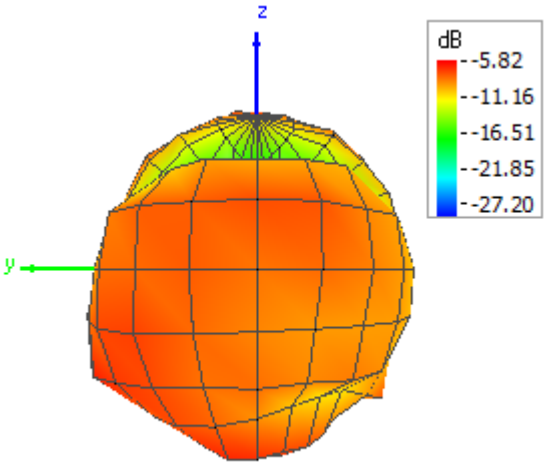


**Theta = 90, Phi = 270**

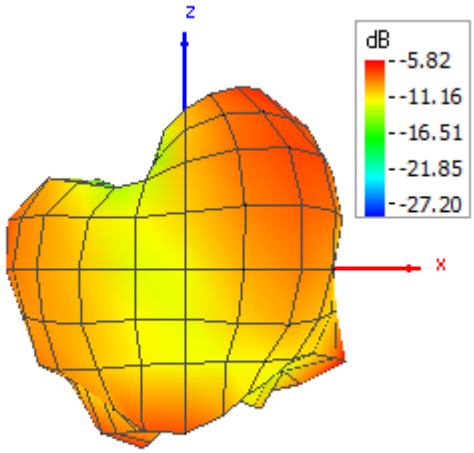


**Theta = 90, Phi = 90**

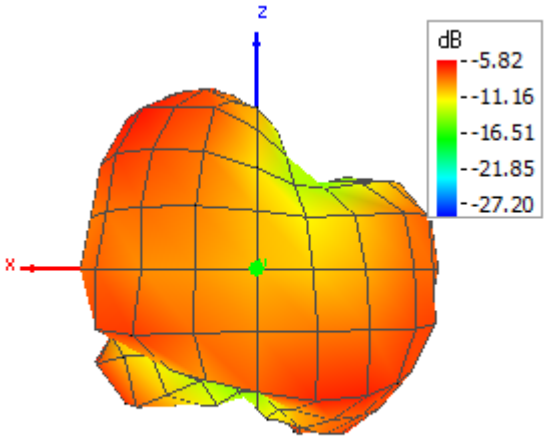

# 4 . TEST SETUP PHOTOGRAPHS



**===== END OF REPORT =====**