FCC SAR EVALUATION REPORT

In accordance with the requirements of
FCC 47 CFR Part 2(2.1093) and
IEEE Std 1528-2013

Product Name :	Smart Phone
Brand Name :	OUKITEL
Model Name :	WP300
Family Model :	WP300 S, WP300 Pro, WP300 Plus, WP300 Ultra, WP300 TITAN, WP300 GT,WP57,WP57 S,WP57 Pro,WP57 Plus, WP57 Ultra,WP57 TITAN,WP57 GT
Report No. :	S24112505007001
FCC ID :	2ANMU-24138

Prepared for

SHENZHEN YUNJI INTELLIGENT TECHNOLOGY CO.,LTD

A2 2F BUILDING ENET NEW INDUSTRIAL PARK, DAFU INDUSTRIAL ZONE, GUANLAN,LONGHUA SHENZHEN, 518XXX China

Prepared by

Shenzhen NTEK Testing Technology Co., Ltd.

No. 24 Xinfa East Road, Xiangshan Community, Xinqiao Street, Baoan District, Shenzhen, Guangdong, People's Republic of China

Tel. 0755-23200050 Website: http://www.ntek.org.cn

TEST RESULT CERTIFICATION

Applicant's name ..... SHENZHEN YUNJI INTELLIGENT TECHNOLOGY CO.,LTD

Address..... A2 2F BUILDING ENET NEW INDUSTRIAL PARK, DAFU INDUSTRIAL ZONE, GUANLAN,LONGHUA SHENZHEN, 518XXX China

Manufacturer's Name . SHENZHEN YUNJI INTELLIGENT TECHNOLOGY CO.,LTD

Address..... A2 2F BUILDING ENET NEW INDUSTRIAL PARK, DAFU INDUSTRIAL ZONE, GUANLAN,LONGHUA SHENZHEN, 518XXX China

Product description

Product name ..... Smart Phone

Brand Name ..... OUKITEL

Model and/or type reference WP300

Family Model ..... WP300 S, WP300 Pro, WP300 Plus, WP300 Ultra, WP300 TITAN, WP300 GT,WP57,WP57 S,WP57 Pro,WP57 Plus, WP57 Ultra,WP57 TITAN,WP57 GT

Standards ..... FCC 47 CFR Part 2(2.1093)
IEEE Std 1528-2013
Published RF exposure KDB procedures

This device described above has been tested by Shenzhen NTEK. In accordance with the measurement methods and procedures specified in IEEE Std 1528-2013 and KDB 865664 D01. Testing has shown that this device is capable of compliance with localized specific absorption rate (SAR) specified in FCC 47 CFR Part 2(2.1093). The test results in this report apply only to the tested sample of the stated device/equipment. Other similar device/equipment will not necessarily produce the same results due to production tolerance and measurement uncertainties.

This report shall not be reproduced except in full, without the written approval of Shenzhen NTEK, this document may be altered or revised by Shenzhen NTEK, personal only, and shall be noted in the revision of the document.

Test Sample Number S241125050008

Date of Test

Date (s) of performance of tests... Nov.18, 2024~ Dec.11, 2024

Date of Issue Jan.24, 2025

Test Result ..... **Pass**

Prepared By	Reviewed By	Approved By
Owen Xiao	Aaron Cheng	Alex Li
Owen Xiao	Aaron Cheng	Alex Li
(Project Engineer)	(Supervisor)	(Manager)

※ ※ Revision History ※ ※

REV.	DESCRIPTION	ISSUED DATE	REMARK
Rev.1.0	Initial Test Report Release	Jan.24, 2025	Owen Xiao

TABLE OF CONTENTS

1. General Information 6
   1.1. RF exposure limits 6
   1.2. Statement of Compliance 7
   1.3. EUT Description 7
   1.4. Test specification(s) 9
   1.5. Ambient Condition 9
2. SAR Measurement System 10
   2.1. SATIMO SAR Measurement Set-up Diagram 10
   2.2. Robot 11
   2.3. E-Field Probe 12
      2.3.1. E-Field Probe Calibration 12
   2.4. SAM phantoms 13
      2.4.1. Technical Data 14
   2.5. Device Holder 15
   2.6. Test Equipment List 16
3. SAR Measurement Procedures 18
   3.1. Power Reference 18
   3.2. Area scan & Zoom scan 18
   3.3. Description of interpolation/extrapolation scheme 20
   3.4. Volumetric Scan 20
   3.5. Power Drift 20
4. System Verification Procedure 21
   4.1. Tissue Verification 21
      4.1.1. Tissue Dielectric Parameter Check Results 22
   4.2. System Verification Procedure 23
      4.2.1. System Verification Results 24
5. SAR Measurement variability and uncertainty 25
   5.1. SAR measurement variability 25
   5.2. SAR measurement uncertainty 25
6. RF Exposure Positions 26
   6.1. Ear and handset reference point 26
   6.2. Definition of the cheek position 26
   6.3. Definition of the tilt position 28
   6.4. Body Worn Accessory 28
   6.5. Wireless Router Devices 29
7. RF Output Power 30
   7.1. GSM Conducted Power 30
   7.2. WCDMA Conducted Power 30
   7.3. LTE Conducted Power 32

7.4. 5G NR Conducted Power 52
7.5. WLAN & Bluetooth Output Power 62
8. Antenna Location.....66
9. Stand-alone SAR test exclusion.....66
10. SAR Results 67
10.1. SAR measurement Result.....67
10.1.1. SAR measurement Result of GSM850.....67
10.1.2. SAR measurement Result of GSM1900.....68
10.1.3. SAR measurement Result of WCDMA Band 2.....70
10.1.4. SAR measurement Result of WCDMA Band 4.....70
10.1.5. SAR measurement Result of WCDMA Band 5.....72
10.1.6. SAR measurement Result of LTE Band 2 73
10.1.7. SAR measurement Result of LTE Band 4 74
10.1.8. SAR measurement Result of LTE Band 5 77
10.1.9. SAR measurement Result of LTE Band 7 79
10.1.10. SAR measurement Result of LTE Band 12 81
10.1.11. SAR measurement Result of LTE Band 17 82
10.1.12. SAR measurement Result of LTE Band 25 84
10.1.13. SAR measurement Result of LTE Band 26a 86
10.1.14. SAR measurement Result of LTE Band 26b 88
10.1.15. SAR measurement Result of LTE Band 66 90
10.1.16. SAR measurement Result of NR 78.....92
10.1.17. SAR measurement Result of WLAN2.4G.....95
10.1.18. SAR measurement Result of WLAN5.2G.....98
10.1.19. SAR measurement Result of WLAN5.8G.....101
10.2. Simultaneous Transmission Analysis.....104
11. Appendix A. Photo documentation 108
12. Appendix B. System Check Plots.....109
13. Appendix C. Plots of High SAR Measurement.....132
14. Appendix D. Calibration Certificate 230

1. General Information

1.1. RF exposure limits

(A).Limits for Occupational/Controlled Exposure (W/kg)

Whole-Body	Partial-Body	Hands, Wrists, Feet and Ankles
0.4	8.0	20.0

(B).Limits for General Population/Uncontrolled Exposure (W/kg)

Whole-Body	Partial-Body	Hands, Wrists, Feet and Ankles
0.08	1.6	4.0

NOTE: ***Whole-Body SAR*** is averaged over the entire body, ***partial-body SAR*** is averaged over any 1 gram of tissue defined as a tissue volume in the shape of a cube. ***SAR for hands, wrists, feet and ankles*** is averaged over any 10 grams of tissue defined as a tissue volume in the shape of a cube.

Occupational/Controlled Environments:

Are defined as locations where there is exposure that may be incurred by people who are aware of the potential for exposure, (i.e. as a result of employment or occupation).

General Population/Uncontrolled Environments:

Are defined as locations where there is the exposure of individuals who have no knowledge or control of their exposure.

NOTE
HEAD AND TRUNK LIMIT
1.6 W/kg
APPLIED TO THIS EUT

1.2. Statement of Compliance

The maximum results of Specific Absorption Rate (SAR) found during testing for WP300 are as follows.

RF Exposure Conditions		Equipment Class -Highest Reported SAR (W/kg)				Max. Reported SAR (W/kg)
		PCE	DTS	NII	DSS	
1-g Head		0.485	0.107	0.480	0.210	0.485
1-g Body-Worn (Separation distance of 10mm)		0.988	0.047	0.249	0.105	0.988
1-g Hotspot (Separation distance of 10mm)		0.988	0.049	0.361	0.105	
Max Simultaneous Tx	Head	1.019	0.592	0.965	0.695	1.019
	Body-Worn	1.145	1.016	1.145	1.093	1.145
	Hotspot	1.145	1.016	1.145	1.093	

Note: The Max Simultaneous Tx is calculated based on the same configuration and test position.

This device is in compliance with Specific Absorption Rate (SAR) for general population/uncontrolled exposure limits (1.6 W/kg) specified in FCC 47 CFR Part 2(2.1093), and had been tested in accordance with the measurement methods and procedures specified in IEEE Std 1528-2013 & KDB 865664 D01.

1.3. EUT Description

Device Information	
Product Name	Smart Phone
Brand Name	OUKITEL
Model Name	WP300
Family Model	WP300 S, WP300 Pro, WP300 Plus, WP300 Ultra, WP300 TITAN, WP300 GT,WP57,WP57 S,WP57 Pro,WP57 Plus, WP57 Ultra,WP57 TITAN,WP57 GT
Model Difference	All models are the same circuit and RF module, except for model names.
FCC ID	2ANMU-24138
Device Phase	Identical Prototype
Exposure Category	General population / Uncontrolled environment
Antenna Type	FPC Antenna
Battery Information	DC 3.87V, 16000mAh, 61.92Wh
HW Version	M1702-MUB-V2
SW Version	V04

Device Operating Configurations			
Supporting Mode(s)	GSM850/1900,WCDMABand2/4/5,LTEBand2/4/5/7/12/17/25/26/66, NR SA n78,WLAN 2.4G/5G, Bluetooth, NFC		
Test Modulation	GSM(GMSK), WCDMA(QPSK), LTE(QPSK/16QAM), NR(DFT-s-OFDM:PI/2 BPSK/QPSK/16-QAM/64QAM/256QAMCP-OFDM:QPSK/16-QAM/64QAM/256QAM), WLAN(DSSS/OFDM), Bluetooth(GFSK, π/4-DQPSK, 8DPSK), NFC(ASK)		
Device Class	B		
Operating Frequency Range(s)	Band	Tx (MHz)	Rx (MHz)
	GSM 850	824-849	869-894
	GSM 1900	1850-1910	1930-1990
	WCDMA Band 2	1850-1910	1930-1990
	WCDMA Band 4	1710-1755	2110-2155
	WCDMA Band 5	824-849	869-894
	LTE Band 2	1850-1910	1930-1990
	LTE Band 4	1710-1755	2110-2155
	LTE Band 5	824-849	869-894
	LTE Band 7	2500-2570	2620-2690
	LTE Band 12	699-716	729-746
	LTE Band 17	704-716	734-746
	LTE Band 25	1850-1915	1930-1995
	LTE Band 26a	814-824	859-869
	LTE Band 26b	824-849	829-894
	LTE Band 66	1710-1780	2110-2200
	NR n78	3450-3550	
	WLAN 2.4G	2412-2462	
	WLAN 5.2G	5180-5240	
	WLAN 5.8G	5745-5825	
	Bluetooth	2402-2480	
	NFC	13.56	
Power Class	4, tested with power level 5(GSM 850)		
	1, tested with power level 0(GSM 1900)		
	3, tested with power control “all 1”(WCDMA Band 2)		
	3, tested with power control “all 1”(WCDMA Band 4)		
	3, tested with power control “all 1”(WCDMA Band 5)		
	3, tested with power control all Max.(LTE Band 2)		
	3, tested with power control all Max.(LTE Band 4)		
	3, tested with power control all Max.(LTE Band 5)		
	3, tested with power control all Max.(LTE Band 7)		
	3, tested with power control all Max.(LTE Band 12)		
	3, tested with power control all Max.(LTE Band 17)		

	3, tested with power control all Max.(LTE Band 25)
	3, tested with power control all Max.(LTE Band 26)
	3, tested with power control all Max.(LTE Band 66)
	3, tested with power control all Max.(NR SA 78)

1.4. Test specification(s)

FCC 47 CFR Part 2(2.1093)
IEEE Std 1528-2013
KDB 865664 D01 SAR measurement 100 MHz to 6 GHz v01r04;
KDB 865664 D02 RF Exposure Reporting v01r02;
KDB 447498 D01 General RF Exposure Guidance v06;
KDB 248227 D01 802.11 Wi-Fi SAR v02r02;
KDB 941225 D01 3G SAR Procedures v03r01;
KDB 941225 D05 SAR for LTE Devices v01r02;
KDB 941225 D06 Hotspot SAR v02r01;
KDB 648474 D04 Handset SAR v01r03;

1.5. Ambient Condition

Ambient temperature	20°C – 24°C
Relative Humidity	30% – 70%

2. SAR Measurement System

2.1. SATIMO SAR Measurement Set-up Diagram

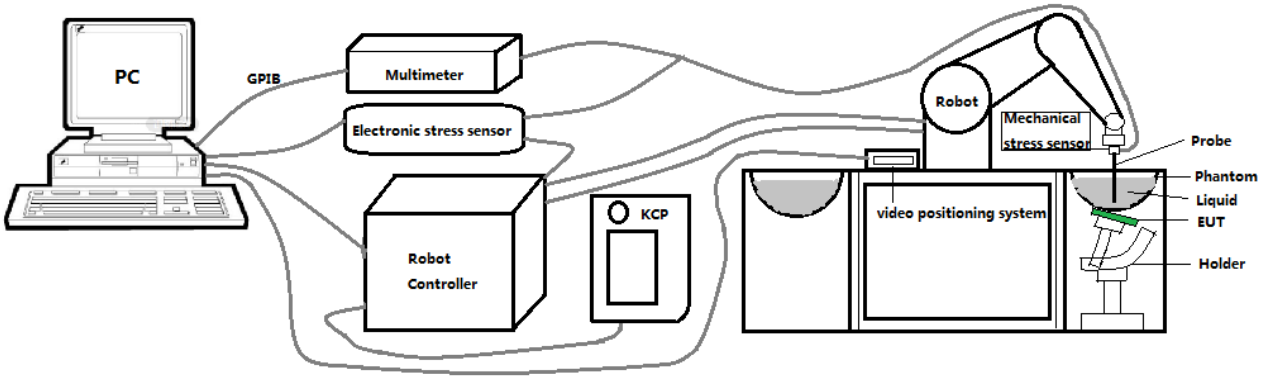

These measurements were performed with the automated near-field scanning system OPENSAR from SATIMO. The system is based on a high precision robot (working range: 901 mm), which positions the probes with a positional repeatability of better than ±0.03 mm. The SAR measurements were conducted with dosimetric probe (manufactured by SATIMO), designed in the classical triangular configuration and optimized for dosimetric evaluation.

The first step of the field measurement is the evaluation of the voltages induced on the probe by the device under test. Probe diode detectors are nonlinear. Below the diode compression point, the output voltage is proportional to the square of the applied E-field; above the diode compression point, it is linear to the applied E-field. The compression point depends on the diode, and a calibration procedure is necessary for each sensor of the probe.

The Keithley multimeter reads the voltage of each sensor and send these three values to the PC. The corresponding E field value is calculated using the probe calibration factors, which are stored in the working directory. This evaluation includes linearization of the diode characteristics. The field calculation is done separately for each sensor. Each component of the E field is displayed on the "Dipole Area Scan Interface" and the total E field is displayed on the "3D Interface"

2.2. Robot

The SATIMO SAR system uses the high precision robots from KUKA. For the 6-axis controller system, the robot controller version (KUKA) from KUKA is used. The KUKA robot series have many features that are important for our application:

- High precision (repeatability ±0.03 mm)
- High reliability (industrial design)
- Jerk-free straight movements
- Low ELF interference (the closed metallic construction shields against motor control fields)

2.3. E-Field Probe

This E-field detection probe is composed of three orthogonal dipoles linked to special Schottky diodes with low detection thresholds. The probe allows the measurement of electric fields in liquids such as the one defined in the IEEE and CENELEC standards.

For the measurements the Specific Dosimetric E-Field Probe 3423-EPGO-426 with following specifications is used

- Dynamic range: 0.01-100 W/kg
- Tip Diameter : 2.5 mm
- Distance between probe tip and sensor center: 1 mm
- Distance between sensor center and the inner phantom surface: 2 mm (repeatability better than ±1 mm).
- Probe linearity: ±0.06 dB
- Axial isotropy: ±0.01 dB
- Hemispherical Isotropy: ±0.01 dB
- Calibration range: 650MHz to 5900MHz for head & body simulating liquid.
- Lower detection limit: 8mW/kg

Angle between probe axis (evaluation axis) and surface normal line: less than 30°.

2.3.1. E-Field Probe Calibration

Each probe needs to be calibrated according to a dosimetric assessment procedure with accuracy better than ±10%. The spherical isotropy shall be evaluated and within ±0.25dB. The sensitivity parameters (Norm X, Norm Y, and Norm Z), the diode compression parameter (DCP) and the conversion factor (Conv F) of the probe are tested. The calibration data can be referred to appendix D of this report.

2.4. SAM phantoms

Photo of SAM phantom SN 16/15 SAM119

The SAM phantom is used to measure the SAR relative to people exposed to electro-magnetic field radiated by Mobile Phones.

2.4.1. Technical Data

Serial Number	Shell thickness	Filling volume	Dimensions	Positionner Material	Permittivity	Loss Tangent
SN 16/15 SAM119	2 mm ±0.2 mm	27 liters	Length:1000 mm Width:500 mm Height:200 mm	Gelcoat with fiberglass	3.4	0.02

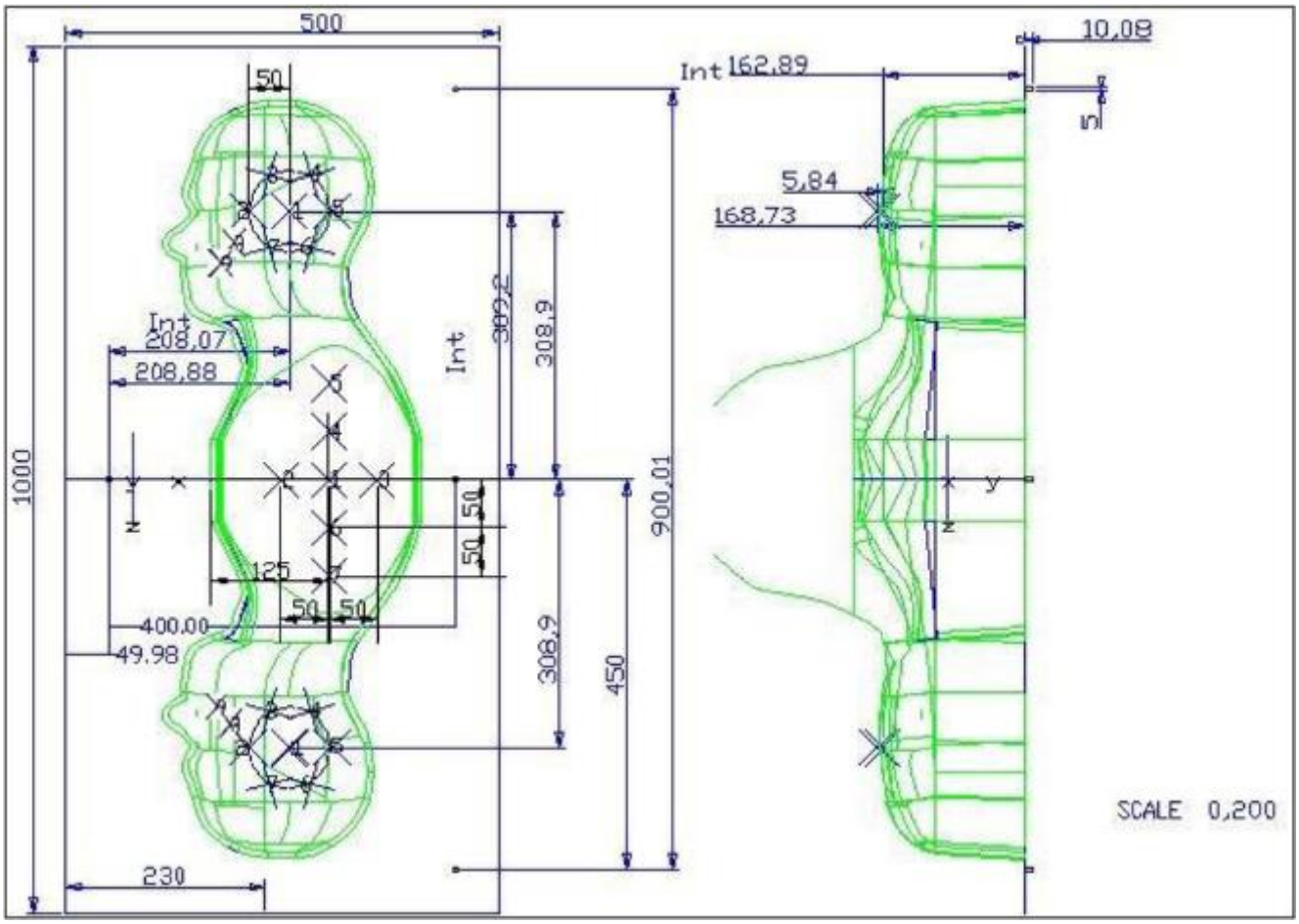

Serial Number	Left Head(mm)		Right Head(mm)		Flat Part(mm)	
SN 16/15 SAM119	2	2.02	2	2.08	1	2.09
	3	2.05	3	2.06	2	2.06
	4	2.07	4	2.07	3	2.08
	5	2.08	5	2.08	4	2.10
	6	2.05	6	2.07	5	2.10
	7	2.05	7	2.05	6	2.07
	8	2.07	8	2.06	7	2.07
	9	2.08	9	2.06	-	-

The test, based on ultrasonic system, allows measuring the thickness with an accuracy of 10 µm.

2.5. Device Holder

The positioning system allows obtaining cheek and tilting position with a very good accuracy. In compliance with CENELEC, the tilt angle uncertainty is lower than 1 degree.

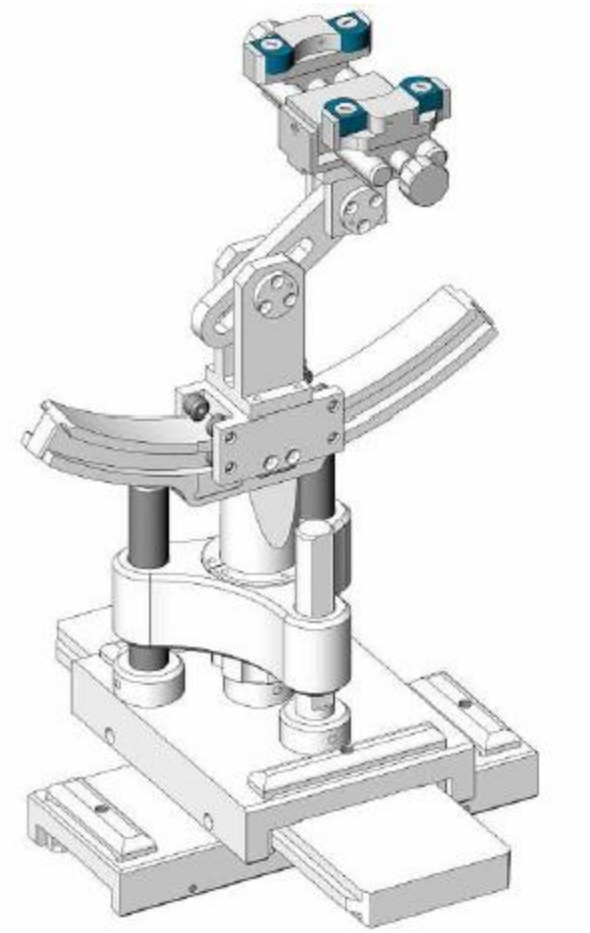

Serial Number	Holder Material	Permittivity	Loss Tangent
SN 16/15 MSH100	Delrin	3.7	0.005

2.6. Test Equipment List

This table gives a complete overview of the SAR measurement equipment.

Devices used during the test described are marked ☒

	Manufacturer	Name of Equipment	Type/Model	Serial Number	Calibration	
					Last Cal.	Due Date
☒	MVG	E FIELD PROBE	SSE2	4024-EPGO-442	Oct.4.2024	Oct.3.2025
☒	MVG	750 MHz Dipole	SID750	SN 03/15 DIP 0G750-355	Feb. 21, 2024	Feb. 20, 2027
☒	MVG	835 MHz Dipole	SID835	SN 03/15 DIP 0G835-347	Feb. 21, 2024	Feb. 20, 2027
☐	MVG	900 MHz Dipole	SID900	SN 03/15 DIP 0G900-348	Feb. 21, 2024	Feb. 20, 2027
☒	MVG	1800 MHz Dipole	SID1800	SN 03/15 DIP 1G800-349	Feb. 21, 2024	Feb. 20, 2027
☒	MVG	1900 MHz Dipole	SID1900	SN 03/15 DIP 1G900-350	Feb. 21, 2024	Feb. 20, 2027
☐	MVG	2000 MHz Dipole	SID2000	SN 03/15 DIP 2G000-351	Feb. 21, 2024	Feb. 20, 2027
☒	MVG	2450 MHz Dipole	SID2450	SN 03/15 DIP 2G450-352	Feb. 21, 2024	Feb. 20, 2027
☒	MVG	2600 MHz Dipole	SID2600	SN 03/15 DIP 2G600-356	Feb. 21, 2024	Feb. 20, 2027
☐	MVG	3500 MHz Dipole	SID3500	SN 09/12 DIP 3G500-360	Oct. 15, 2022	Oct. 14, 2025
☐	MVG	3700 MHz Dipole	SID3700	SN 09/12 DIP 3G/700-361	Oct. 15 2022	Oct. 14 2025
☐	MVG	5000 MHz Dipole	SWG5500	SN 13/14 WGA 33	Feb. 21, 2024	Feb. 20, 2027
☒	MVG	Liquid measurement Kit	SCLMP	SN 21/15 OCPG 72	NCR	NCR
☒	MVG	Power Amplifier	N/A	AMPLISAR_28/14_003	NCR	NCR
☒	KEITHLEY	Millivoltmeter	2000	4072790	Nov. 29, 2024	Nov. 28, 2025
☒	R&S	Universal radio communication tester	CMU200	105747	Apr. 26, 2024	Apr. 25, 2025

☒	R&S	Wideband radio communication tester	CMW500	103917	Apr. 26, 2024	Apr. 25, 2025
☒	Anritsu	4G LTE comprehensive tester	MT8821C	6262192315	2024/7/17	2025/7/16
☒	Anritsu	5G NR comprehensive tester	MT8000A	6262186364	2024/7/17	2025/7/16
☒	HP	Network Analyzer	E5071C	LPS-461	Oct. 15, 2024	Oct. 14, 2025
☒	Agilent	Calibration Kit	85033E	N/A	May. 31, 2024	May. 30, 2025
☒	Agilent	MXG Vector Signal Generator	N5182A	MY47070317	Apr. 25, 2024	Apr. 24, 2025
☒	Agilent	Power sensor	E9301A	LES-413-C	May. 30, 2024	May. 29, 2025
☒	Agilent	Power sensor	E9301A	US39212148	Apr. 25, 2024	Apr. 24, 2025
☒	MCLI/USA	Directional Coupler	CB11-20	0D2L51502	Apr. 26, 2024	Apr. 25, 2027
☒	N/A	Thermometer	N/A	LES-085	Mar. 27, 2023	Mar. 26, 2026
☒	MVG	SAM Phantom	SSM2	SN 16/15 SAM119	NCR	NCR
☒	MVG	Device Holder	SMPPD	SN 16/15 MSH100	NCR	NCR

Measurement Software

Manufacturer	Software Name	Software Version
SATIMO	OpenSAR	V4_02_31

3. SAR Measurement Procedures

The measurement procedures are as follows:

<Conducted power measurement>

(a) For WWAN power measurement, use base station simulator to configure EUT WWAN transmission in conducted connection with RF cable, at maximum power in each supported wireless interface and frequency band.

(b) Read the WWAN RF power level from the base station simulator.

(c) For Wi-Fi/BT power measurement, use engineering software to configure EUT Wi-Fi/BT continuously transmission, at maximum RF power in each supported wireless interface and frequency band.

(d) Connect EUT RF port through RF cable to the power meter, and measure Wi-Fi/BT output power.

<SAR measurement>

(a) Use base station simulator to configure EUT WWAN transmission in radiated connection, and engineering software to configure EUT Wi-Fi/BT continuously transmission, at maximum RF power, in the highest power channel.

(b) Place the EUT in the positions as Appendix A demonstrates.

(c) Set scan area, grid size and other setting on the OPENSAR software.

(d) Measure SAR results for the highest power channel on each testing position.

(e) Find out the largest SAR result on these testing positions of each band.

(f) Measure SAR results for other channels in worst SAR testing position if the reported SAR of highest power channel is larger than 0.8 W/kg.

According to the test standard, the recommended procedure for assessing the peak spatial-average SAR value consists of the following steps:

(a) Power reference measurement

(b) Area scan

(c) Zoom scan

(d) Power drift measurement

3.1. Power Reference

The Power Reference Measurement and Power Drift Measurements are for monitoring the power drift of the device under test in the batch process. The minimum distance of probe sensors to surface determines the closest measurement point to phantom surface. This distance cannot be smaller than the distance of sensor calibration points to probe tip as defined in the probe properties.

3.2. Area scan & Zoom scan

The area scan is a 2D scan to find the hot spot location on the DUT. The zoom scan is a 3D scan

above the hot spot to calculate the 1g and 10g SAR value.

Measurement of the SAR distribution with a grid of 8 to 16 mm * 8 to 16 mm and a constant distance to the inner surface of the phantom. Since the sensors cannot directly measure at the inner phantom surface, the values between the sensors and the inner phantom surface are extrapolated. With these values the area of the maximum SAR is calculated by an interpolation scheme. Around this point, a cube of 30 * 30 *30 mm or 32 * 32 * 32 mm is assessed by measuring 5 or 8 * 5 or 8 * 4 or 5 mm. With these data, the peak spatial-average SAR value can be calculated.

From the scanned SAR distribution, identify the position of the maximum SAR value, in addition identify the positions of any local maxima with SAR values within 2 dB of the maximum value that will not be within the zoom scan of other peaks; additional peaks shall be measured only when the primary peak is within 2 dB of the SAR compliance limit (e.g., 1 W/kg for 1,6 W/kg 1 g limit, or 1,26 W/kg for 2 W/kg, 10 g limit).

Area scan & Zoom scan scan parameters extracted from FCC KDB 865664 D01 SAR measurement 100 MHz to 6 GHz.

			≤ 3 GHz	> 3 GHz
Maximum distance from closest measurement point (geometric center of probe sensors) to phantom surface			5 ± 1 mm	½·δ·ln(2) ± 0.5 mm
Maximum probe angle from probe axis to phantom surface normal at the measurement location			30° ± 1°	20° ± 1°
Maximum area scan spatial resolution: Δx_{Area}, Δy_{Area}			≤ 2 GHz: ≤ 15 mm 2 – 3 GHz: ≤ 12 mm	3 – 4 GHz: ≤ 12 mm 4 – 6 GHz: ≤ 10 mm
			When the x or y dimension of the test device, in the measurement plane orientation, is smaller than the above, the measurement resolution must be ≤ the corresponding x or y dimension of the test device with at least one measurement point on the test device.	
Maximum zoom scan spatial resolution: Δx_{Zoom}, Δy_{Zoom}			≤ 2 GHz: ≤ 8 mm 2 – 3 GHz: ≤ 5 mm*	3 – 4 GHz: ≤ 5 mm* 4 – 6 GHz: ≤ 4 mm*
Maximum zoom scan spatial resolution, normal to phantom surface	uniform grid: $\Delta z_{Zoom}(n)$		≤ 5 mm	3 – 4 GHz: ≤ 4 mm 4 – 5 GHz: ≤ 3 mm 5 – 6 GHz: ≤ 2 mm
	graded grid	$\Delta z_{Zoom}(1)$: between 1st two points closest to phantom surface	≤ 4 mm	3 – 4 GHz: ≤ 3 mm 4 – 5 GHz: ≤ 2.5 mm 5 – 6 GHz: ≤ 2 mm
		$\Delta z_{Zoom}(n>1)$: between subsequent points	$\leq 1.5 \cdot \Delta z_{Zoom}(n-1)$	
Minimum zoom scan volume	x, y, z		≥ 30 mm	3 – 4 GHz: ≥ 28 mm 4 – 5 GHz: ≥ 25 mm 5 – 6 GHz: ≥ 22 mm

Note: δ is the penetration depth of a plane-wave at normal incidence to the tissue medium; see draft standard IEEE P1528-2011 for details.

* When zoom scan is required and the *reported* SAR from the *area scan based 1-g SAR estimation* procedures of KDB 447498 is ≤ 1.4 W/kg, ≤ 8 mm, ≤ 7 mm and ≤ 5 mm zoom scan resolution may be applied, respectively, for 2 GHz to 3 GHz, 3 GHz to 4 GHz and 4 GHz to 6 GHz.

3.3. Description of interpolation/extrapolation scheme

The local SAR inside the phantom is measured using small dipole sensing elements inside a probe body. The probe tip must not be in contact with the phantom surface in order to minimise measurements errors, but the highest local SAR will occur at the surface of the phantom.
An extrapolation is using to determinate this highest local SAR values. The extrapolation is based on a fourth-order least-square polynomial fit of measured data. The local SAR value is then extrapolated from the liquid surface with a 1 mm step.
The measurements have to be performed over a limited time (due to the duration of the battery) so the step of measurement is high. It could vary between 5 and 8 mm. To obtain an accurate assessment of the maximum SAR averaged over 10 grams and 1 gram requires a very fine resolution in the three dimensional scanned data array.

3.4. Volumetric Scan

The volumetric scan consists to a full 3D scan over a specific area. This 3D scan is useful form multi Tx SAR measurement. Indeed, it is possible with OpenSAR to add, point by point, several volumetric scan to calculate the SAR value of the combined measurement as it is define in the standard IEEE1528 and IEC62209.

3.5. Power Drift

All SAR testing is under the EUT install full charged battery and transmit maximum output power. In OpenSAR measurement software, the power reference measurement and power drift measurement procedures are used for monitoring the power drift of EUT during SAR test. Both these procedures measure the field at a specified reference position before and after the SAR testing. The software will calculate the field difference in V/m. If the power drifts more than ±5%, the SAR will be retested.

4. System Verification Procedure

4.1. Tissue Verification

The following tissue formulations are provided for reference only as some of the parameters have not been thoroughly verified. The composition of ingredients may be modified accordingly to achieve the desired target tissue parameters required for routine SAR evaluation.

Ingredients (% of weight)	Head Tissue									
Frequency Band (MHz)	750	835	900	1800	1900	2000	2450	2600	5200	5800
Water	34.40	34.40	34.40	55.36	55.36	57.87	57.87	57.87	65.53	65.53
NaCl	0.79	0.79	0.79	0.35	0.35	0.16	0.16	0.16	0.00	0.00
1,2-Propanediol	64.81	64.81	64.81	0.00	0.00	0.00	0.00	0.00	0.00	0.00
Triton X-100	0.00	0.00	0.00	30.45	30.45	19.97	19.97	19.97	24.24	24.24
DGBE	0.00	0.00	0.00	13.84	13.84	22.00	22.00	22.00	10.23	10.23

For SAR measurement of the field distribution inside the phantom, the phantom must be filled with homogeneous tissue simulating liquid to a depth of at least 15 cm. For head SAR testing, the liquid depth from the ear reference point (ERP) of the phantom to the liquid top surface is larger than 15 cm.

Photo of Liquid depth for Head Position	Photo of Liquid depth for Body Position

4.1.1. Tissue Dielectric Parameter Check Results

The simulating liquids should be checked at the beginning of a series of SAR measurements to determine of the dielectric parameter are within the tolerances of the specified target values. The measured conductivity and relative permittivity should be within ±5% of the target values.

Tissue Type	Measured Frequency (MHz)	Target Tissue		Measured Tissue		Liquid Temp.	Test Date
		εr (±5%)	σ (S/m) (±5%)	εr	σ (S/m)		
Head 750	750	41.96 (39.86~44.06)	0.89 (0.85~0.93)	40.42	0.90	21.6 °C	Jan. 16, 2025
Head 850	835	41.50 (39.43~43.58)	0.90 (0.86~0.95)	41.97	0.92	21.9 °C	Jan. 15, 2025
Head 1800	1800	40.00 (38.00~42.00)	1.40 (1.33~1.47)	39.10	1.38	21.8 °C	Jan. 17, 2025
Head 1800	1800	40.00 (38.00~42.00)	1.40 (1.33~1.47)	38.87	1.39	21.3 °C	Jan. 18, 2025
Head 1900	1900	40.00 (38.00~42.00)	1.40 (1.33~1.47)	38.71	1.46	21.5 °C	Jan. 19, 2025
Head 1900	1900	40.00 (38.00~42.00)	1.40 (1.33~1.47)	38.90	1.45	21.7 °C	Jan. 20, 2025
Head 2450	2450	39.20 (37.24~41.16)	1.80 (1.71~1.89)	37.73	1.75	21.7 °C	Jan. 13, 2025
Head 2600	2600	39.01 (37.06~40.96)	1.96 (1.86~2.06)	38.63	1.95	21.7 °C	Jan. 14, 2025
Head 3500	3500	37.93 (36.04~39.82)	2.91 (2.77~3.05)	37.42	2.80	21.2 °C	Jan. 11, 2025
Head 5200	5200	36.00 (34.20~37.80)	4.66 (4.43~4.89)	34.85	4.55	21.6 °C	Jan. 10, 2025
Head 5800	5800	35.30 (33.54~37.07)	5.27 (5.01~5.53)	34.00	5.11	21.7 °C	Jan. 09, 2025

NOTE: The dielectric parameters of the tissue-equivalent liquid should be measured under similar ambient conditions and within 2 °C of the conditions expected during the SAR evaluation to satisfy protocol requirements.

4.2. System Verification Procedure

The system verification is performed for verifying the accuracy of the complete measurement system and performance of the software. The dipole is connected to the signal source consisting of signal generator and amplifier via a directional coupler, N-connector cable and adaption to SMA. To adjust this power a power meter is used. The power sensor is connected to the cable before the system verification to measure the power at this point and do adjustments at the signal generator. At the outputs of the directional coupler both return loss as well as forward power are controlled during the system verification to make sure that emitted power at the dipole is kept constant. This can also be checked by the power drift measurement after the test (result on plot).

The system verification is shown as below picture:

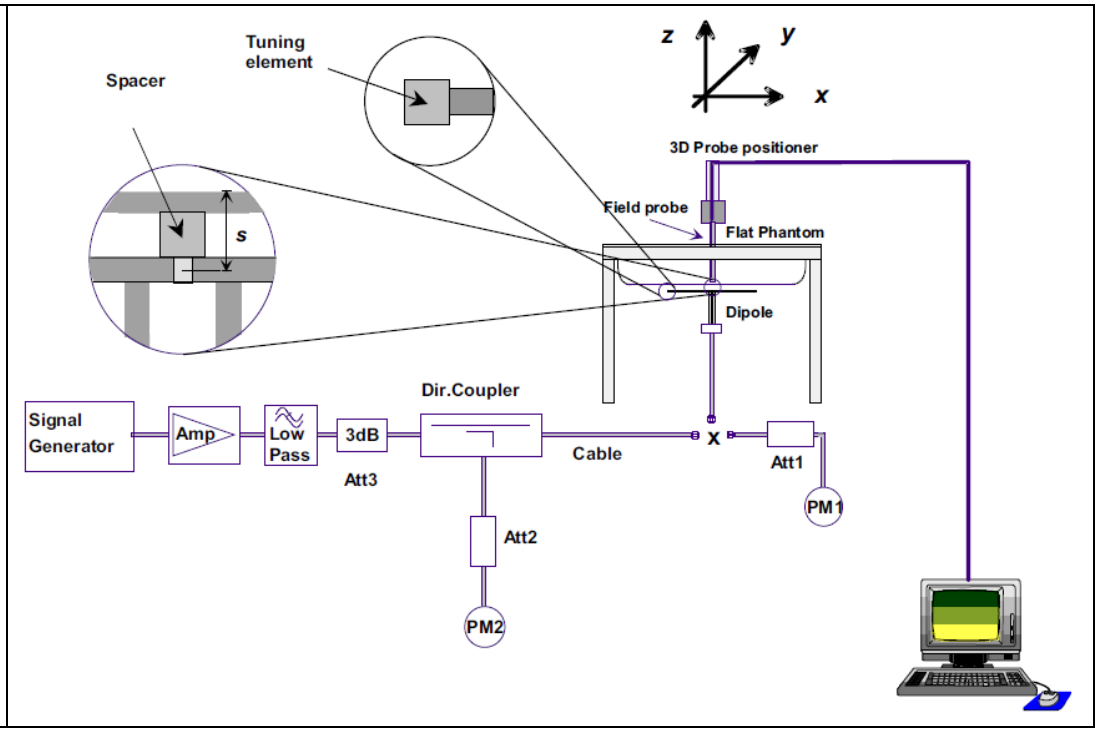

4.2.1. System Verification Results

Comparing to the original SAR value provided by SATIMO, the verification data should be within its specification of ±10%. Below table shows the target SAR and measured SAR after normalized to 1W input power. The table below indicates the system performance verification can meet the variation criterion and the plots can be referred to Appendix B of this report.

System Verification	Target SAR (1W) (±10%)		Measured SAR			Measured SAR (Normalized to 1W)		Liquid Temp.	Test Date
	1-g (W/Kg)	10-g (W/Kg)	Input Power	1-g (W/Kg)	10-g (W/Kg)	1-g (W/Kg)	10-g (W/Kg)		
750MHz	8.60 (7.74~9.46)	5.78 (5.20~6.36)	20dBm	0.905	0.554	9.05	5.54	21.6 °C	Jan. 16, 2025
835MHz	9.40 (8.46~10.34)	6.28 (5.65~6.91)	18dBm	0.598	0.388	9.48	6.15	21.9 °C	Jan. 15, 2025
1800MHz	37.06 (33.35~40.77)	20.01 (18.01~22.01)	18dBm	2.270	1.174	35.98	18.61	21.8 °C	Jan. 17, 2025
1800MHz	37.06 (33.35~40.77)	20.01 (18.01~22.01)	18dBm	2.430	1.259	38.51	19.95	21.3 °C	Jan. 18, 2025
1900MHz	39.69 (35.72~43.66)	20.92 (18.83~23.01)	18dBm	2.453	1.200	38.88	19.02	21.5 °C	Jan. 19, 2025
1900MHz	39.69 (35.72~43.66)	20.92 (18.83~23.01)	18dBm	2.567	1.257	40.68	19.92	21.7 °C	Jan. 20, 2025
2450MHz	50.05 (45.05~55.06)	23.80 (21.42~26.18)	20dBm	4.972	2.220	49.72	22.20	21.7 °C	Jan. 13, 2025
2600MHz	54.16 (48.74~59.58)	24.85 (22.37~27.34)	20dBm	5.859	2.452	58.59	24.52	21.7 °C	Jan. 14, 2025
3500MHz	67.18 (60.47~73.89)	24.50 (22.05~26.95)	20dBm	6.414	2.562	64.14	25.62	21.2 °C	Jan. 11, 2025
5200MHz	162.59 (146.33~178.85)	56.21 (50.59~61.83)	18dBm	10.381	3.671	164.53	58.18	21.6 °C	Jan. 10, 2025
5800MHz	182.20 (163.98~200.42)	61.32 (55.19~67.45)	20dBm	18.567	6.308	185.67	63.08	21.7 °C	Jan. 09, 2025

5. SAR Measurement variability and uncertainty

5.1. SAR measurement variability

Per KDB865664 D01 SAR measurement 100 MHz to 6 GHz, SAR measurement variability must be assessed for each frequency band, which is determined by the SAR probe calibration point and tissue-equivalent medium used for the device measurements. The additional measurements are repeated after the completion of all measurements requiring the same head or body tissue-equivalent medium in a frequency band. The test device should be returned to ambient conditions (normal room temperature) with the battery fully charged before it is re-mounted on the device holder for the repeated measurement(s) to minimize any unexpected variations in the repeated results.

1) Repeated measurement is not required when the original highest measured SAR is < 0.80 W/kg; steps 2) through 4) do not apply.
2) When the original highest measured SAR is ≥ 0.80 W/kg, repeat that measurement once.
3) Perform a second repeated measurement only if the ratio of largest to smallest SAR for the original and first repeated measurements is > 1.20 or when the original or repeated measurement is ≥ 1.45 W/kg (~ 10% from the 1-g SAR limit).
4) Perform a third repeated measurement only if the original, first or second repeated measurement is ≥1.5 W/kg and the ratio of largest to smallest SAR for the original, first and second repeated measurements is > 1.20.

5.2. SAR measurement uncertainty

Per KDB865664 D01 SAR Measurement 100 MHz to 6 GHz, when the highest measured 1-g SAR within a frequency band is < 1.5 W/kg, the extensive SAR measurement uncertainty analysis described in IEEE Std 1528-2013 is not required in SAR reports submitted for equipment approval. The equivalent ratio (1.5/1.6) is applied to extremity and occupational exposure conditions.

6. RF Exposure Positions

6.1. Ear and handset reference point

Figure 6.1.1 shows the front, back, and side views of the SAM phantom. The center-of-mouth reference point is labeled “M”, the left ear reference point (ERP) is marked “LE”, and the right ERP is marked “RE”.

Fig 6.1.1 Front, back, and side views of SAM phantom

6.2. Definition of the cheek position

1. Define two imaginary lines on the handset, the vertical centerline and the horizontal line. The vertical centerline passes through two points on the front side of the handset: the midpoint of the width w_t of the handset at the level of the acoustic output (point A in Figure 6.2.1 and Figure 6.2.2), and the midpoint of the width w_b of the bottom of the handset (point B). The horizontal line is perpendicular to the vertical centerline and passes through the center of the acoustic output (see Figure 6.2.1). The two lines intersect at point A. Note that for many handsets, point A coincides with the center of the acoustic output; however, the acoustic output may be located elsewhere on the horizontal line. Also note that the vertical centerline is not necessarily parallel to the front face of the handset (see Figure 6.2.2), especially for clamshell handsets, handsets with flip covers, and other irregularly-shaped handsets.
2. Position the handset close to the surface of the phantom such that point A is on the (virtual) extension of the line passing through points RE and LE on the phantom (see Figure 6.2.3), such that the plane defined by the vertical centerline and the horizontal line of the handset is approximately parallel to the sagittal plane of the phantom.
3. Translate the handset towards the phantom along the line passing through RE and LE until handset point A touches the pinna at the ERP
4. While maintaining the handset in this plane, rotate it around the LE-RE line until the vertical centerline is in the plane normal to the plane containing B-M and N-F lines, i.e., the Reference Plane.
5. Rotate the handset around the vertical centerline until the handset (horizontal line) is parallel to the N-F line.

6. While maintaining the vertical centerline in the Reference Plane, keeping point A on the line passing through RE and LE, and maintaining the handset contact with the pinna, rotate the handset about the N-F line until any point on the handset is in contact with a phantom point below the pinna on the cheek. See Figure 6.2.3. The actual rotation angles should be documented in the test report.

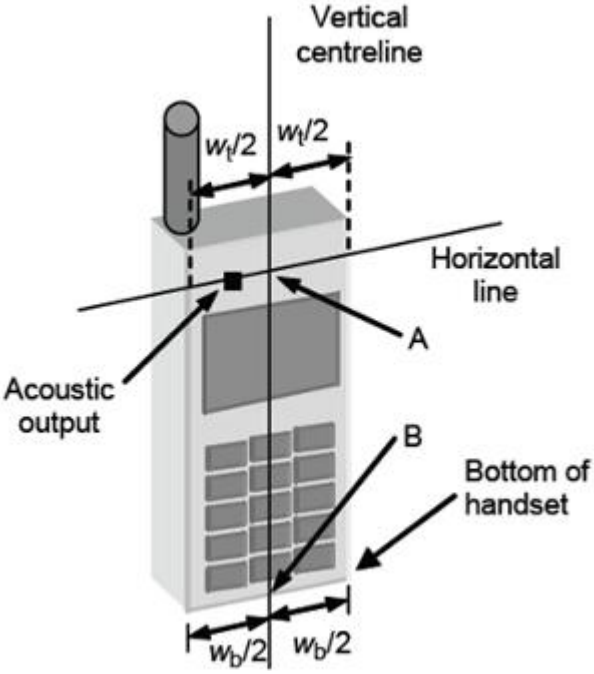

Fig 6.2.1 Handset vertical and horizontal reference lines—“fixed case

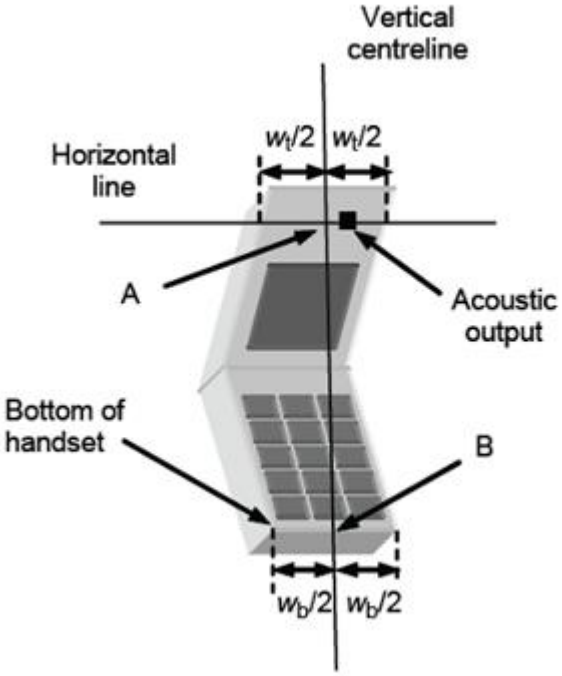

Fig 6.2.2 Handset vertical and horizontal reference lines—“clam-shell case”

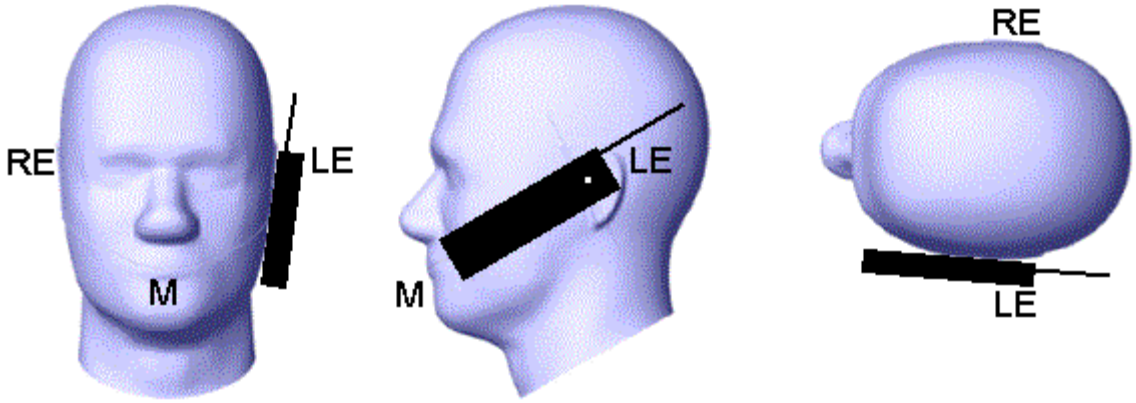

Fig 6.2.3 cheek or touch position. The reference points for the right ear (RE), left ear (LE), and mouth (M), which establish the Reference Plane for handset positioning, are indicated.

6.3. Definition of the tilt position

1. While maintaining the orientation of the handset, retract the handset parallel to the reference plane far enough away from the phantom to enable a rotation of the device by 15 degree.
2. Rotate the Handset around the horizontal line by 15 degree (see Figure 6.3.1).
3. While maintaining the orientation of the handset, move the handset towards the phantom on a line passing through RE and LE until any part of the handset touches the ear. The tilt position is obtained when the contact is on the pinna. If the contact is at any location other than the pinna, e.g., the antenna with the back of the phantom head, the angle of the handset shall be reduced. In this case, the tilt position is obtained if any part of the handset is in contact with the pinna as well as a second part of the handset is in contact with the phantom, e.g., the antenna with the back of the head.

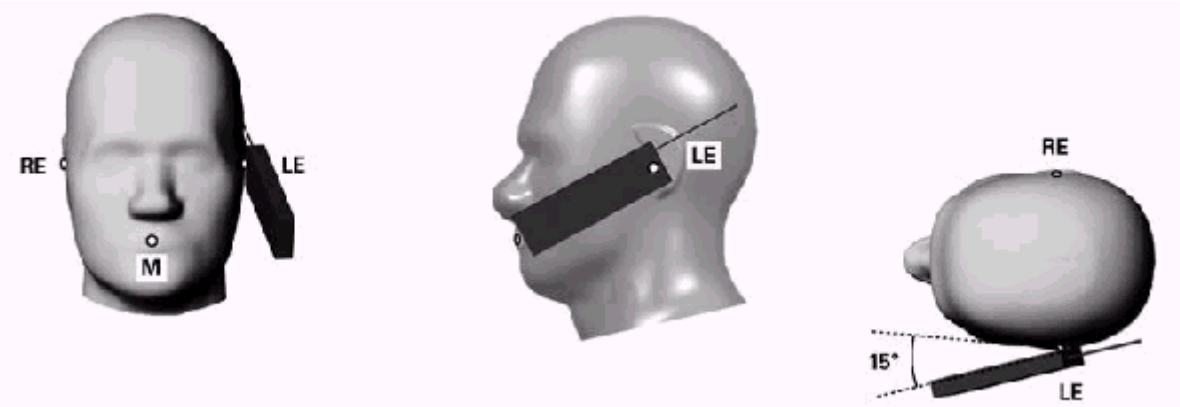

Figure 6.3.1 – Tilt position of the wireless device on the left side of SAM

6.4. Body Worn Accessory

1. Body-worn operating configurations are tested with the belt-clips and holsters attached to the device and positioned against a flat phantom in a normal use configuration (see Figure 6.4.1). Per KDB 648474 D04, body-worn accessory exposure is typically related to voice mode operations when handsets are carried in body-worn accessories. The body-worn accessory procedures in FCC KDB 447498 D01 should be used to test for body-worn accessory SAR compliance, without a headset connected to it. This enables the test results for such configuration to be compatible with that required for hotspot mode when the body-worn accessory test separation distance is greater than or equal to that required for hotspot mode, when applicable. When the reported SAR for body-worn accessory, measured without a headset connected to the handset is < 1.2 W/kg, the highest reported SAR configuration for that wireless mode and frequency band should be repeated for that body-worn accessory with a handset attached to the handset.
2. Accessories for body-worn operation configurations are divided into two categories: those that do not contain metallic components and those that do contain metallic components and those that do contain metallic components. When multiple accessories that do not contain metallic components are supplied with the device, the device is tested with only the accessory that dictates the closest

spacing to the body. Then multiple accessories that contain metallic components are test with the device with each accessory. If multiple accessories share an identical metallic component (i.e. the same metallic belt-chip used with different holsters with no other metallic components) only the accessory that dictates the closest spacing to the body is tested.

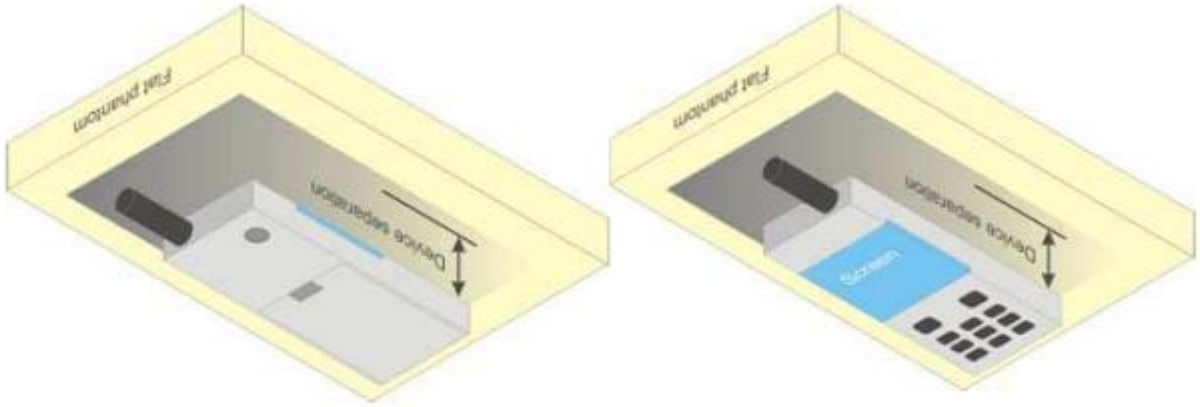

Figure 6.4.1 – Test positions for body-worn devices

6.5. Wireless Router Devices

Some battery-operated handsets have the capability to transmit and receive user through simultaneous transmission of WLAN simultaneously with a separate licensed transmitter. The FCC has provided guidance in FCC KDB Publication 941225 D06 where SAR test considerations for handsets (L x W ≥ 9 cm x 5 cm) are based on a composite test separation distance of 10mm from the front, back and edges of the device containing transmitting antennas within 2.5cm of their edges, determined form general mixed use conditions for this type of devices. Since the hotspot SAR results may overlap with the body-worn accessory SAR requirements, the more conservative configurations can be considered, thus excluding some body-worn accessory SAR tests.

When the user enables the personal wireless router functions for the handset, actual operations include simultaneous transmission of both the WLAN transmitter and another licensed transmitter. Both transmitters often do not transmit at the same transmitting frequency and thus cannot be evaluated for SAR under actual use conditions due to the limitations of the SAR assessment probes. Therefore, SAR must be evaluated for each frequency transmission and mode separately and spatially summed with the WLAN transmitter according to FCC KDB Publication 447498 D01 publication procedures. The “Portable Hotspot” feature on the handset was NOT activated during SAR assessments, to ensure the SAR measurements were evaluated for a single transmission frequency RF signal at a time.

7. RF Output Power

7.1. GSM Conducted Power

Band GSM850	Burst-Averaged output Power (dBm)				Frame-Averaged output Power (dBm)			
Tx Channel	Tune-up	128	189	251	Tune-up	128	189	251
Frequency (MHz)	(dBm)	824.2	836.4	848.8		824.2	836.4	848.8
GSM (GMSK)	33.00	32.47	32.52	32.43	23.97	23.44	23.49	23.40
GPRS(GMSK,1 Tx slot)	32.50	32.48	32.43	32.36	23.47	23.45	23.40	23.33
GPRS(GMSK,2 Tx slot)	31.50	31.35	31.37	31.34	25.48	25.33	25.35	25.32
GPRS(GMSK,3 Tx slot)	30.00	29.92	29.99	29.92	25.74	25.66	25.73	25.66
GPRS(GMSK,4 Tx slot)	29.00	28.75	28.85	28.80	25.99	25.74	25.84	25.79
EGPRS(8PSK,1 Tx slot)	27.50	27.05	26.73	26.94	18.47	18.02	17.70	17.91
EGPRS(8PSK,2 Tx slot)	26.50	26.11	25.65	25.82	20.48	20.09	19.63	19.80
EGPRS(8PSK,3 Tx slot)	24.00	23.92	23.64	23.62	19.74	19.66	19.38	19.36
EGPRS(8PSK,4 Tx slot)	22.50	22.31	21.88	21.83	19.49	19.30	18.87	18.82
Band GSM1900	Burst-Averaged output Power (dBm)				Frame-Averaged output Power (dBm)			
Tx Channel	Tune-up	512	661	810	Tune-up	512	661	810
Frequency (MHz)	(dBm)	1850.2	1880	1909.8		1850.2	1880	1909.8
GSM (GMSK)	30.00	29.41	29.67	29.72	20.97	20.38	20.64	20.69
GPRS(GMSK,1 Tx slot)	30.00	29.41	29.68	29.75	20.97	20.38	20.65	20.72
GPRS(GMSK,2 Tx slot)	29.00	28.66	28.95	28.77	22.98	22.64	22.93	22.75
GPRS(GMSK,3 Tx slot)	28.00	27.35	27.54	27.33	23.74	23.09	23.28	23.07
GPRS(GMSK,4 Tx slot)	26.50	26.32	26.11	26.06	23.49	23.31	23.10	23.05
EGPRS(8PSK,1 Tx slot)	26.00	25.86	25.64	25.37	16.97	16.83	16.61	16.34
EGPRS(8PSK,2 Tx slot)	25.00	24.89	24.86	24.13	18.98	18.87	18.84	18.11
EGPRS(8PSK,3 Tx slot)	22.50	21.93	22.47	22.26	18.24	17.67	18.21	18.00
EGPRS(8PSK,4 Tx slot)	21.50	21.12	21.16	20.41	18.49	18.11	18.15	17.40

7.2. WCDMA Conducted Power

WCDMA Band 2	Burst-Averaged output Power (dBm)			
Tx Channel	Tune-up	9262	9400	9538
Frequency (MHz)	(dBm)	1852.4	1880	1907.6
RMC12.2K	24.00	23.75	23.68	23.52
HSDPA Sub 1	23.00	22.84	22.79	22.53
HSDPA Sub 2	22.50	22.08	22.25	22.21

HSDPA Sub 3	21.50	20.98	21.33	21.36
HSDPA Sub 4	21.50	21.21	21.00	21.02
HSUPA Sub 1	23.00	21.92	22.56	22.30
HSUPA Sub 2	23.00	22.67	22.57	22.32
HSUPA Sub 3	21.50	21.23	21.35	21.28
HSUPA Sub 4	23.00	22.74	22.69	22.50
HSUPA Sub 5	22.00	21.30	21.93	21.61
WCDMA Band 4	Burst-Averaged output Power (dBm)			
Tx Channel	Tune-up	1312	1413	1513
Frequency (MHz)	(dBm)	1712.4	1732.6	1752.6
RMC12.2K	24.00	23.69	23.52	23.48
HSDPA Sub 1	23.00	22.70	22.57	22.50
HSDPA Sub 2	22.50	22.25	22.22	22.12
HSDPA Sub 3	21.50	21.02	21.13	21.08
HSDPA Sub 4	21.50	21.29	21.25	20.83
HSUPA Sub 1	22.50	21.95	22.40	22.29
HSUPA Sub 2	23.00	22.60	22.37	22.28
HSUPA Sub 3	21.50	20.74	21.31	21.26
HSUPA Sub 4	23.00	22.71	22.56	22.50
HSUPA Sub 5	22.00	21.34	21.64	21.63
WCDMA Band 5	Burst-Averaged output Power (dBm)			
Tx Channel	Tune-up	4132	4182	4233
Frequency (MHz)	(dBm)	826.4	836.4	846.6
RMC12.2K	23.50	23.14	23.06	23.02
HSDPA Sub 1	22.50	22.18	22.08	22.03
HSDPA Sub 2	22.00	21.76	21.58	21.50
HSDPA Sub 3	21.00	20.66	20.67	20.30
HSDPA Sub 4	21.00	20.57	20.69	20.50
HSUPA Sub 1	22.00	21.39	21.88	21.91
HSUPA Sub 2	22.50	22.18	22.08	21.94
HSUPA Sub 3	21.00	20.68	20.70	20.62
HSUPA Sub 4	22.50	22.19	22.08	22.04
HSUPA Sub 5	22.00	20.64	21.52	21.41

7.3. LTE Conducted Power

Band	Band Width	Modulation	RB Configuration		Tune-up (dBm)	Channel/Frequency(MHz)		
			RB Size	RB Offset		18607/1850.7	18900/1880	19193/1909.3
LTE Band 2	1.4MHz	QPSK	1	0	23.50	23.08	22.96	22.57
			1	2	23.50	23.08	22.98	22.64
			1	5	23.50	23.04	22.92	22.62
			3	0	23.50	23.06	22.96	22.65
			3	1	23.50	23.05	22.93	22.68
			3	2	23.50	23.06	22.92	22.65
			6	0	22.50	22.08	21.95	21.64
		16QAM	1	0	22.50	22.42	22.15	21.90
			1	2	22.50	22.42	22.20	21.83
			1	5	22.50	22.31	22.26	21.88
			3	0	22.50	22.07	21.99	21.60
			3	1	22.50	22.01	21.92	21.66
			3	2	22.50	22.00	21.93	21.66
			6	0	21.50	21.11	21.00	20.71
Band	Band Width	Modulation	RB Configuration		Tune-up (dBm)	Channel/Frequency(MHz)		
			RB Size	RB Offset		18615/1851.5	18900/1880	19185/1908.5
LTE Band 2	3MHz	QPSK	1	0	23.50	23.08	22.93	22.52
			1	7	23.50	23.00	22.91	22.59
			1	14	23.50	22.97	22.92	22.63
			8	0	22.50	22.01	21.95	21.56
			8	4	22.50	22.05	21.89	21.58
			8	7	22.50	21.96	21.84	21.62
			15	0	22.50	22.04	21.89	21.61
		16QAM	1	0	22.50	22.28	22.14	21.84
			1	7	22.50	22.25	22.26	21.79
			1	14	22.50	22.29	22.19	21.94
			8	0	21.50	21.09	21.01	20.63
			8	4	21.50	21.09	20.98	20.67
			8	7	21.50	21.07	20.93	20.69
			15	0	21.50	21.03	20.91	20.63
Band	Band Width	Modulation	RB Configuration		Tune-up (dBm)	Channel/Frequency(MHz)		
			RB Size	RB Offset		18625/1852.5	18900/1880	19175/1907.5
LTE	5MHz	QPSK	1	0	23.50	23.10	23.01	22.52

Band 2			1	12	23.50	23.02	22.98	22.59
			1	24	23.50	22.96	22.94	22.72
			12	0	22.50	21.98	22.04	21.49
			12	6	22.50	22.02	21.96	21.60
			12	11	22.50	21.96	21.92	21.60
			25	0	22.00	22.00	21.96	21.56
		16QAM	1	0	22.50	22.32	22.34	21.80
			1	12	22.50	22.31	22.28	21.81
			1	24	22.50	22.15	22.27	21.89
			12	0	21.50	21.01	20.96	20.46
			12	6	21.50	20.99	20.90	20.55
			12	11	21.50	20.97	20.87	20.61
			25	0	21.00	21.00	20.97	20.56
Band	Band Width	Modulation	RB Configuration		Tune-up (dBm)	Channel/Frequency(MHz)		
			RB Size	RB Offset		18650/1855	18900/1880	19150/1905
LTE Band 2	10MHz	QPSK	1	0	23.50	23.10	22.97	22.33
			1	24	23.50	22.94	23.00	22.50
			1	49	23.50	22.74	22.83	22.69
			25	0	22.50	21.89	22.04	21.29
			25	12	22.50	21.93	21.96	21.52
			25	24	22.50	21.81	21.96	21.70
			50	0	22.00	21.88	21.98	21.54
		16QAM	1	0	22.50	22.33	22.24	21.63
			1	24	22.50	22.19	22.35	21.77
			1	49	22.50	22.05	22.14	21.88
			25	0	21.50	20.91	21.02	20.28
			25	12	21.50	20.92	20.99	20.51
			25	24	21.50	20.81	20.94	20.70
			50	0	21.00	20.83	20.94	20.50
Band	Band Width	Modulation	RB Configuration		Tune-up (dBm)	Channel/Frequency(MHz)		
			RB Size	RB Offset		18675/1857.5	18900/1880	19125/1902.5
LTE Band 2	15MHz	QPSK	1	0	23.50	23.03	22.87	22.29
			1	37	23.50	22.80	22.97	22.39
			1	74	23.50	22.65	22.66	22.58
			36	0	22.00	21.85	21.95	21.35
			36	18	22.00	21.81	21.96	21.39
			36	37	22.00	21.64	21.88	21.64
			75	0	22.00	21.81	21.93	21.54

		16QAM	1	0	22.50	22.42	22.20	21.51
			1	37	22.50	22.11	22.18	21.65
			1	74	22.50	21.94	21.89	21.93
			36	0	21.00	20.83	20.99	20.33
			36	18	21.00	20.75	20.95	20.39
			36	37	21.00	20.63	20.85	20.59
			75	0	21.00	20.73	20.89	20.49
Band	Band Width	Modulation	RB Configuration		Tune-up (dBm)	Channel/Frequency(MHz)		
			RB Size	RB Offset		18700/1860	18900/1880	19100/1900
LTE Band 2	20MHz	QPSK	1	0	23.50	23.01	22.80	22.47
			1	49	23.50	22.79	22.99	22.37
			1	99	23.50	22.70	22.46	22.59
			50	0	22.00	21.89	21.97	21.60
			50	24	22.00	21.79	21.99	21.44
			50	49	22.00	21.66	21.95	21.73
			100	0	22.00	21.75	21.96	21.67
		16QAM	1	0	22.50	22.26	21.94	21.76
			1	49	22.50	22.08	22.33	21.65
			1	99	22.50	21.99	21.68	21.89
			50	0	21.00	20.83	20.97	20.59
			50	24	21.00	20.79	20.95	20.38
			50	49	21.00	20.65	20.86	20.66
			100	0	21.00	20.74	20.88	20.60

Band	Band Width	Modulation	RB Configuration		Tune-up (dBm)	Channel/Frequency(MHz)		
			RB Size	RB Offset		19957/1710.7	20175/1732.5	20393/1754.3
LTE Band 4	1.4MHz	QPSK	1	0	23.50	23.38	23.18	22.98
			1	2	23.50	23.40	23.20	23.01
			1	5	23.50	23.38	23.19	22.97
			3	0	23.50	23.43	23.22	23.04
			3	1	23.50	23.43	23.22	23.01
			3	2	23.50	23.43	23.17	23.00
			6	0	22.50	22.41	22.23	22.01
		16QAM	1	0	23.00	22.60	22.39	22.21
			1	2	23.00	22.59	22.44	22.36
			1	5	23.00	22.61	22.43	22.30
			3	0	22.50	22.40	22.25	22.06
			3	1	22.50	22.36	22.25	22.06

			3	2	22.50	22.41	22.19	21.96
			6	0	21.50	21.44	21.29	21.09
Band	Band Width	Modulation	RB Configuration		Tune-up (dBm)	Channel/Frequency(MHz)		
			RB Size	RB Offset		19965/1711.5	20175/1732.5	20385/1753.5
LTE Band 4	3MHz	QPSK	1	0	23.50	23.38	23.17	23.03
			1	7	23.50	23.32	23.20	23.00
			1	14	23.50	23.28	23.19	22.93
			8	0	22.50	22.33	22.21	22.06
			8	4	22.50	22.32	22.18	22.00
			8	7	22.50	22.33	22.18	22.00
			15	0	22.50	22.34	22.21	22.05
		16QAM	1	0	23.00	22.51	22.43	22.34
			1	7	23.00	22.60	22.43	22.30
			1	14	23.00	22.55	22.41	22.28
			8	0	21.50	21.45	21.31	21.13
			8	4	21.50	21.41	21.24	21.05
			8	7	21.50	21.42	21.25	21.08
			15	0	21.50	21.37	21.20	21.03
Band	Band Width	Modulation	RB Configuration		Tune-up (dBm)	Channel/Frequency(MHz)		
			RB Size	RB Offset		19975/1712.5	20175/1732.5	20375/1752.5
LTE Band 4	5MHz	QPSK	1	0	23.50	23.41	23.25	23.09
			1	12	23.50	23.34	23.22	23.03
			1	24	23.50	23.38	23.28	23.05
			12	0	22.50	22.40	22.30	22.11
			12	6	22.50	22.36	22.21	22.10
			12	11	22.50	22.34	22.25	22.07
			25	0	22.50	22.37	22.27	22.11
		16QAM	1	0	23.00	22.63	22.56	22.37
			1	12	23.00	22.46	22.49	22.23
			1	24	23.00	22.58	22.59	22.31
			12	0	21.50	21.34	21.25	21.08
			12	6	21.50	21.36	21.22	21.03
			12	11	21.50	21.31	21.22	20.97
			25	0	21.50	21.37	21.31	21.13
Band	Band Width	Modulation	RB Configuration		Tune-up (dBm)	Channel/Frequency(MHz)		
			RB Size	RB Offset		20000/1715	20175/1732.5	20350/1750
LTE	10MHz	QPSK	1	0	23.50	23.35	23.20	23.18

Band 4			1	24	23.50	23.37	23.27	23.14
			1	49	23.50	23.26	23.29	23.00
			25	0	22.50	22.37	22.25	22.21
			25	12	22.50	22.39	22.25	22.10
			25	24	22.50	22.35	22.27	22.12
			50	0	22.50	22.36	22.25	22.17
		16QAM	1	0	23.00	22.53	22.49	22.39
			1	24	23.00	22.66	22.47	22.30
			1	49	23.00	22.60	22.52	22.24
			25	0	21.50	21.38	21.25	21.20
			25	12	21.50	21.40	21.28	21.16
			25	24	21.50	21.34	21.28	21.14
			50	0	21.50	21.34	21.26	21.13
Band	Band Width	Modulation	RB Configuration		Tune-up (dBm)	Channel/Frequency(MHz)		
			RB Size	RB Offset		20025/1717.5	20175/1732.5	20325/1747.5
LTE Band 4	15MHz	QPSK	1	0	23.50	23.29	23.14	23.19
			1	37	23.50	23.30	23.26	23.16
			1	74	23.50	23.20	23.25	22.99
			36	0	22.50	22.35	22.20	22.25
			36	18	22.50	22.34	22.27	22.14
			36	37	22.50	22.36	22.26	22.15
			75	0	22.50	22.34	22.22	22.20
		16QAM	1	0	23.00	22.50	22.36	22.52
			1	37	23.00	22.61	22.57	22.50
			1	74	23.00	22.54	22.54	22.34
			36	0	21.50	21.31	21.13	21.22
			36	18	21.50	21.34	21.24	21.15
			36	37	21.50	21.35	21.31	21.09
			75	0	21.50	21.29	21.22	21.16
Band	Band Width	Modulation	RB Configuration		Tune-up (dBm)	Channel/Frequency(MHz)		
			RB Size	RB Offset		20050/1720	20175/1732.5	20300/1745
LTE Band 4	20MHz	QPSK	1	0	23.50	23.28	23.12	23.15
			1	49	23.50	23.31	23.26	23.22
			1	99	23.50	23.17	23.21	22.97
			50	0	22.50	22.36	22.15	22.19
			50	24	22.50	22.33	22.26	22.24
			50	49	22.50	22.46	22.35	22.11
			100	0	22.50	22.38	22.27	22.21

			1	0	23.00	22.44	22.41	22.44
			1	49	23.00	22.58	22.52	22.53
			1	99	23.00	22.46	22.55	22.17
		16QAM	50	0	21.50	21.31	21.15	21.16
			50	24	21.50	21.30	21.27	21.20
			50	49	21.50	21.40	21.33	21.09
			100	0	21.50	21.33	21.24	21.18

Band	Band Width	Modulation	RB Configuration		Tune-up (dBm)	Channel/Frequency(MHz)		
			RB Size	RB Offset		20407/824.7	20525/836.5	20643/848.3
LTE Band 5	1.4MHz	QPSK	1	0	23.50	22.81	23.06	22.91
			1	2	23.50	22.81	23.05	22.92
			1	5	23.50	22.82	23.06	22.90
			3	0	23.50	22.83	23.06	22.95
			3	1	23.50	22.85	23.03	22.94
			3	2	23.50	22.84	23.04	22.95
			6	0	22.50	21.84	22.07	21.92
		16QAM	1	0	22.50	22.05	22.36	22.20
			1	2	22.50	22.10	22.46	22.31
			1	5	22.50	22.16	22.26	22.20
			3	0	22.50	21.87	22.05	21.93
			3	1	22.50	21.78	22.07	21.94
			3	2	22.50	21.78	22.02	21.98
			6	0	21.50	20.88	21.14	20.99
Band	Band Width	Modulation	RB Configuration		Tune-up (dBm)	Channel/Frequency(MHz)		
			RB Size	RB Offset		20415/825.5	20525/836.5	20635/847.5
LTE Band 5	3MHz	QPSK	1	0	23.50	22.76	23.06	22.93
			1	7	23.50	22.79	23.04	22.92
			1	14	23.50	22.83	23.06	22.92
			8	0	22.50	21.79	22.00	21.95
			8	4	22.50	21.83	22.05	21.91
			8	7	22.50	21.77	22.04	21.92
			15	0	22.50	21.79	22.04	21.94
		16QAM	1	0	22.50	22.13	22.39	22.31
			1	7	22.50	22.02	22.33	22.26
			1	14	22.50	22.06	22.30	22.12
			8	0	21.50	20.86	21.08	21.02
			8	4	21.50	20.89	21.12	21.00

			8	7	21.50	20.88	21.10	20.98
			15	0	21.50	20.80	21.09	20.99
Band	Band Width	Modulation	RB Configuration		Tune-up (dBm)	Channel/Frequency(MHz)		
			RB Size	RB Offset		20425/826.5	20525/836.5	20625/846.5
LTE Band 5	5MHz	QPSK	1	0	23.50	22.86	23.08	23.03
			1	12	23.50	22.86	23.09	22.93
			1	24	23.50	22.96	23.10	22.94
			12	0	22.50	21.84	22.11	22.05
			12	6	22.50	21.83	22.07	21.93
			12	11	22.50	21.82	22.06	21.90
			25	0	22.50	21.85	22.06	22.00
		16QAM	1	0	22.50	22.08	22.28	22.32
			1	12	22.50	22.14	22.32	22.25
			1	24	22.50	22.20	22.40	22.15
			12	0	21.50	20.82	21.10	21.00
			12	6	21.50	20.83	21.08	20.91
			12	11	21.50	20.82	21.00	20.90
			25	0	21.50	20.86	21.08	21.00
Band	Band Width	Modulation	RB Configuration		Tune-up (dBm)	Channel/Frequency(MHz)		
			RB Size	RB Offset		20450/829	20525/836.5	20600/844
LTE Band 5	10MHz	QPSK	1	0	23.50	22.85	23.02	23.13
			1	24	23.50	22.97	23.11	23.02
			1	49	23.50	23.06	23.07	22.90
			25	0	22.50	21.87	22.13	22.10
			25	12	22.50	21.93	22.07	22.00
			25	24	22.50	21.91	22.06	21.90
			50	0	22.50	21.90	22.14	22.03
		16QAM	1	0	22.50	22.05	22.22	22.44
			1	24	22.50	22.24	22.45	22.37
			1	49	22.50	22.29	22.29	22.26
			25	0	21.50	20.84	21.16	21.12
			25	12	21.50	20.94	21.08	21.04
			25	24	21.50	20.90	21.13	20.90
			50	0	21.50	20.91	21.07	21.06

Band	Band Width	Modulation	RB Configuration		Tune-up (dBm)	Channel/Frequency(MHz)		
			RB Size	RB Offset		20775/2502.5	21100/2535	21425/2567.5

LTE Band 7	5MHz	QPSK	1	0	24.00	23.61	23.11	23.20
			1	12	24.00	23.59	23.22	23.34
			1	24	24.00	23.62	23.33	23.50
			12	0	23.00	22.53	22.20	22.31
			12	6	23.00	22.58	22.21	22.40
			12	11	23.00	22.57	22.26	22.49
			25	0	23.00	22.54	22.21	22.37
		16QAM	1	0	23.00	22.83	22.41	22.48
			1	12	23.00	22.79	22.35	22.61
			1	24	23.00	22.68	22.69	22.80
			12	0	22.00	21.53	21.16	21.29
			12	6	22.00	21.53	21.22	21.36
			12	11	22.00	21.58	21.21	21.42
			25	0	22.00	21.55	21.24	21.41
Band	Band Width	Modulation	RB Configuration		Tune-up (dBm)	Channel/Frequency(MHz)		
			RB Size	RB Offset		20800/2505	21100/2535	21400/2565
LTE Band 7	10MHz	QPSK	1	0	24.00	23.54	22.99	22.90
			1	24	24.00	23.53	23.22	23.16
			1	49	24.00	23.50	23.43	23.47
			25	0	23.00	22.52	22.16	22.00
			25	12	23.00	22.53	22.25	22.19
			25	24	23.00	22.62	22.33	22.32
			50	0	23.00	22.58	22.31	22.17
		16QAM	1	0	23.00	22.78	22.31	22.21
			1	24	23.00	22.68	22.50	22.43
			1	49	23.00	22.70	22.63	22.65
			25	0	22.00	21.57	21.17	21.02
			25	12	22.00	21.57	21.24	21.25
			25	24	22.00	21.66	21.39	21.40
			50	0	22.00	21.57	21.26	21.23
Band	Band Width	Modulation	RB Configuration		Tune-up (dBm)	Channel/Frequency(MHz)		
			RB Size	RB Offset		20825/2507.5	21100/2535	21375/2562.5
LTE Band 7	15MHz	QPSK	1	0	24.00	23.46	22.86	22.82
			1	37	24.00	23.51	23.19	22.98
			1	74	24.00	23.25	23.46	23.37
			36	0	23.00	22.45	22.05	21.92
			36	18	23.00	22.50	22.25	21.98
			36	37	23.00	22.48	22.37	22.21

			75	0	23.00	22.54	22.18	22.11
		16QAM	1	0	23.00	22.78	22.12	22.10
			1	37	23.00	22.75	22.49	22.14
			1	74	23.00	22.49	22.77	22.62
			36	0	22.00	21.50	21.03	20.87
			36	18	22.00	21.52	21.26	21.01
			36	37	22.00	21.57	21.39	21.22
			75	0	21.50	21.49	21.22	21.12
Band	Band Width	Modulation	RB Configuration		Tune-up (dBm)	Channel/Frequency(MHz)		
			RB Size	RB Offset		20850/2510	21100/2535	21350/2560
LTE Band 7	20MHz	QPSK	1	0	23.50	23.44	22.82	23.02
			1	49	23.50	23.48	23.22	22.87
			1	99	23.50	22.95	23.41	23.33
			50	0	23.00	22.46	22.07	22.08
			50	24	23.00	22.56	22.31	21.93
			50	49	23.00	22.32	22.42	22.17
			100	0	22.50	22.36	22.20	22.08
		16QAM	1	0	23.00	22.69	22.11	22.39
			1	49	23.00	22.75	22.38	22.19
			1	99	23.00	22.12	22.68	22.60
			50	0	22.00	21.44	21.02	21.03
			50	24	22.00	21.50	21.31	20.96
			50	49	22.00	21.33	21.39	21.13
			100	0	21.50	21.34	21.16	21.09

Band	Band Width	Modulation	RB Configuration		Tune-up (dBm)	Channel/Frequency(MHz)		
			RB Size	RB Offset		23017/699.7	23095/707.5	23173/715.3
LTE Band 12	1.4MHz	QPSK	1	0	22.50	22.21	22.13	22.06
			1	2	22.50	22.25	22.10	22.11
			1	5	22.50	22.17	22.08	22.10
			3	0	22.50	22.24	22.10	22.11
			3	1	22.50	22.23	22.08	22.11
			3	2	22.50	22.21	22.12	22.14
			6	0	21.50	21.20	21.12	21.12
		16QAM	1	0	22.00	21.54	21.34	21.38
			1	2	22.00	21.54	21.33	21.43
			1	5	22.00	21.46	21.44	21.38
			3	0	21.50	21.25	21.07	21.14

			3	1	21.50	21.26	21.09	21.14
			3	2	21.50	21.14	21.05	21.16
			6	0	20.50	20.31	20.27	20.26
Band	Band Width	Modulation	RB Configuration		Tune-up (dBm)	Channel/Frequency(MHz)		
			RB Size	RB Offset		23025/700.5	23095/707.5	23165/714.5
LTE Band 12	3MHz	QPSK	1	0	22.50	22.19	22.07	22.09
			1	7	22.50	22.16	22.03	22.05
			1	14	22.50	22.14	22.05	22.05
			8	0	21.50	21.20	21.08	21.09
			8	4	21.50	21.20	21.06	21.11
			8	7	21.50	21.15	21.05	21.06
			15	0	21.50	21.19	21.09	21.10
		16QAM	1	0	22.00	21.52	21.31	21.43
			1	7	22.00	21.41	21.42	21.30
			1	14	22.00	21.47	21.25	21.33
			8	0	20.50	20.34	20.15	20.22
			8	4	20.50	20.31	20.19	20.27
			8	7	20.50	20.27	20.20	20.21
			15	0	20.50	20.26	20.16	20.18
Band	Band Width	Modulation	RB Configuration		Tune-up (dBm)	Channel/Frequency(MHz)		
			RB Size	RB Offset		23035/701.5	23095/707.5	23155/713.5
LTE Band 12	5MHz	QPSK	1	0	22.50	22.23	22.14	22.09
			1	12	22.50	22.17	22.13	22.08
			1	24	22.50	22.16	22.10	22.12
			12	0	21.50	21.24	21.22	21.13
			12	6	21.50	21.19	21.11	21.10
			12	11	21.50	21.14	21.09	21.07
			25	0	21.50	21.21	21.17	21.11
		16QAM	1	0	22.00	21.56	21.34	21.36
			1	12	22.00	21.43	21.41	21.44
			1	24	22.00	21.33	21.37	21.43
			12	0	20.50	20.28	20.23	20.13
			12	6	20.50	20.23	20.14	20.13
			12	11	20.50	20.22	20.12	20.04
			25	0	20.50	20.27	20.22	20.18
Band	Band Width	Modulation	RB Configuration		Tune-up (dBm)	Channel/Frequency(MHz)		
			RB Size	RB Offset		23060/704	23095/707.5	23130/711

LTE Band 12	10MHz	QPSK	1	0	22.50	22.24	22.21	22.11
			1	24	22.50	22.16	22.15	22.07
			1	49	22.50	22.06	22.06	22.09
			25	0	21.50	21.18	21.24	21.02
			25	12	21.50	21.11	21.09	21.10
			25	24	21.50	21.05	21.12	21.05
			50	0	21.50	21.14	21.21	21.05
		16QAM	1	0	21.50	21.49	21.37	21.40
			1	24	21.50	21.40	21.39	21.29
			1	49	21.50	21.34	21.34	21.30
			25	0	20.50	20.27	20.31	20.09
			25	12	20.50	20.22	20.23	20.18
			25	24	20.50	20.09	20.19	20.15
			50	0	20.50	20.20	20.23	20.13

Band	Band Width	Modulation	RB Configuration		Tune-up (dBm)	Channel/Frequency(MHz)		
			RB Size	RB Offset		23755/706.5	23790/710	23825/713.5
LTE Band 17	5MHz	QPSK	1	0	22.50	22.46	22.41	22.35
			1	12	22.50	22.35	22.36	22.41
			1	24	22.50	22.42	22.34	22.41
			12	0	21.50	21.39	21.31	21.36
			12	6	21.50	21.35	21.31	21.34
			12	11	21.50	21.34	21.30	21.32
			25	0	21.50	21.39	21.31	21.33
		16QAM	1	0	22.00	21.60	21.63	21.53
			1	12	22.00	21.67	21.58	21.68
			1	24	22.00	21.76	21.55	21.61
			12	0	20.50	20.43	20.33	20.42
			12	6	20.50	20.38	20.34	20.41
			12	11	20.50	20.38	20.33	20.33
			25	0	20.50	20.43	20.38	20.45
Band	Band Width	Modulation	RB Configuration		Tune-up (dBm)	Channel/Frequency(MHz)		
			RB Size	RB Offset		23780/709	23790/710	23800/711
LTE Band 17	10MHz	QPSK	1	0	22.50	22.34	22.39	22.39
			1	24	22.50	22.36	22.36	22.37
			1	49	22.50	22.34	22.33	22.36
			25	0	21.50	21.39	21.34	21.24
			25	12	21.50	21.30	21.33	21.35

			25	24	21.50	21.32	21.29	21.27
			50	0	21.50	21.37	21.35	21.27
		16QAM	1	0	22.00	21.57	21.61	21.74
			1	24	22.00	21.60	21.58	21.48
			1	49	22.00	21.63	21.63	21.67
			25	0	20.50	20.45	20.35	20.33
			25	12	20.50	20.39	20.41	20.36
			25	24	20.50	20.37	20.36	20.34
			50	0	20.50	20.44	20.33	20.31

Band	Band Width	Modulation	RB Configuration		Tune-up (dBm)	Channel/Frequency(MHz)		
			RB Size	RB Offset		26047/1850.7	26365/1882.5	26683/1914.3
LTE Band 25	1.4MHz	QPSK	1	0	23.50	23.17	23.01	22.86
			1	2	23.50	23.20	22.97	22.84
			1	5	23.50	23.15	22.96	22.84
			3	0	23.50	23.23	22.98	22.90
			3	1	23.50	23.20	22.93	22.89
			3	2	23.50	23.18	22.95	22.85
			6	0	22.50	22.21	21.95	21.88
		16QAM	1	0	22.50	22.35	22.25	22.14
			1	2	22.50	22.49	22.28	22.01
			1	5	22.50	22.38	22.29	22.10
			3	0	22.50	22.24	22.02	21.92
			3	1	22.50	22.17	21.93	21.91
			3	2	22.50	22.07	21.97	21.87
			6	0	21.50	21.24	21.04	20.96

Band	Band Width	Modulation	RB Configuration		Tune-up (dBm)	Channel/Frequency(MHz)		
			RB Size	RB Offset		26055/1851.5	26365/1882.5	26675/1913.5
LTE Band 25	3MHz	QPSK	1	0	23.50	23.19	22.98	22.81
			1	7	23.50	23.11	22.99	22.84
			1	14	23.50	23.08	22.91	22.85
			8	0	22.50	22.15	22.02	21.89
			8	4	22.50	22.11	21.93	21.87
			8	7	22.50	22.13	21.94	21.84
			15	0	22.50	22.16	21.96	21.86
		16QAM	1	0	22.50	22.41	22.27	22.09

			1	7	22.50	22.35	22.22	22.14
			1	14	22.50	22.31	22.25	22.18
			8	0	21.50	21.23	21.04	20.91
			8	4	21.50	21.22	20.95	20.91
			8	7	21.50	21.13	21.02	20.87
			15	0	21.50	21.14	20.94	20.87
Band	Band Width	Modulation	RB Configuration		Tune-up (dBm)	Channel/Frequency(MHz)		
			RB Size	RB Offset		26065/1852.5	26365/1882.5	26665/1912.5
LTE Band 25	5MHz	QPSK	1	0	23.50	23.22	23.10	22.81
			1	12	23.50	23.12	23.04	22.88
			1	24	23.50	23.03	22.95	22.92
			12	0	22.50	22.16	22.04	21.86
			12	6	22.50	22.13	21.98	21.87
			12	11	22.50	22.10	21.99	21.80
			25	0	22.50	22.15	22.04	21.86
		16QAM	1	0	22.50	22.43	22.29	22.10
			1	12	22.50	22.34	22.19	22.15
			1	24	22.50	22.28	22.18	22.11
			12	0	21.50	21.12	20.97	20.86
			12	6	21.50	21.11	20.97	20.85
			12	11	21.50	21.03	20.92	20.75
			25	0	21.50	21.11	21.01	20.86
Band	Band Width	Modulation	RB Configuration		Tune-up (dBm)	Channel/Frequency(MHz)		
			RB Size	RB Offset		26090/1855	26365/1882.5	26640/1910
LTE Band 25	10MHz	QPSK	1	0	23.50	23.22	23.09	22.64
			1	24	23.50	23.03	23.03	22.81
			1	49	23.50	22.85	22.79	22.89
			25	0	22.50	21.99	22.06	21.61
			25	12	22.50	22.01	21.98	21.81
			25	24	22.50	21.91	22.00	21.74
			50	0	22.50	21.97	22.04	21.72
		16QAM	1	0	22.50	22.42	22.43	21.92
			1	24	22.50	22.23	22.38	22.13
			1	49	22.50	22.13	21.97	22.18
			25	0	21.50	21.04	21.03	20.67
			25	12	21.50	21.02	21.03	20.80

			25	24	21.50	20.89	20.99	20.72
			50	0	21.00	20.91	20.99	20.69
Band	Band Width	Modulation	RB Configuration		Tune-up (dBm)	Channel/Frequency(MHz)		
			RB Size	RB Offset		26115/1857.5	26365/1882.5	26615/1907.5
LTE Band 25	15MHz	QPSK	1	0	23.50	23.19	22.99	22.38
			1	37	23.50	22.91	23.04	22.69
			1	74	23.50	22.75	22.59	22.84
			36	0	22.50	21.96	22.09	21.42
			36	18	22.50	21.90	21.99	21.70
			36	37	22.50	21.75	21.83	21.76
			75	0	22.00	21.89	21.95	21.59
		16QAM	1	0	23.00	22.50	22.37	21.65
			1	37	23.00	22.08	22.26	22.04
			1	74	23.00	22.08	21.92	22.05
			36	0	21.50	21.03	21.03	20.40
			36	18	21.50	20.88	21.00	20.70
			36	37	21.50	20.78	20.87	20.77
			75	0	21.00	20.84	20.94	20.61
Band	Band Width	Modulation	RB Configuration		Tune-up (dBm)	Channel/Frequency(MHz)		
			RB Size	RB Offset		26140/1860	26365/1882.5	26590/1905
LTE Band 25	20MHz	QPSK	1	0	23.50	23.15	22.99	22.38
			1	49	23.50	22.86	23.02	22.63
			1	99	23.50	22.84	22.43	22.83
			50	0	22.50	21.96	22.12	21.43
			50	24	22.50	21.90	22.05	21.66
			50	49	22.50	21.77	21.87	21.76
			100	0	22.00	21.87	21.93	21.63
		16QAM	1	0	22.50	22.40	22.19	21.61
			1	49	22.50	22.16	22.28	21.91
			1	99	22.50	22.10	21.68	22.12
			50	0	21.50	20.98	21.06	20.40
			50	24	21.50	20.83	21.01	20.59
			50	49	21.50	20.76	20.82	20.73
			100	0	21.00	20.84	20.88	20.59

Band	Band	Modulation	RB Configuration	Tune-up	Channel/Frequency(MHz)

	Width		RB Size	RB Offset	(dBm)	26697/814.7	26740/819	26783/823.3
LTE Band 26a	1.4MHz	QPSK	1	0	23.00	22.76	22.71	22.72
			1	2	23.00	22.73	22.70	22.69
			1	5	23.00	22.72	22.69	22.70
			3	0	23.00	22.77	22.72	22.74
			3	1	23.00	22.75	22.76	22.74
			3	2	23.00	22.75	22.75	22.73
			6	0	22.00	21.72	21.75	21.73
		16QAM	1	0	22.50	22.01	22.01	22.03
			1	2	22.50	22.02	21.96	22.07
			1	5	22.50	21.88	21.94	22.01
			3	0	22.00	21.69	21.71	21.72
			3	1	22.00	21.71	21.79	21.79
			3	2	22.00	21.66	21.78	21.74
			6	0	21.00	20.77	20.80	20.80
Band	Band Width	Modulation	RB Configuration		Tune-up (dBm)	Channel/Frequency(MHz)		
			RB Size	RB Offset		26705/818.5	26740/819	26775/822.5
LTE Band 26a	3MHz	QPSK	1	0	23.00	22.72	22.76	22.72
			1	7	23.00	22.67	22.69	22.68
			1	14	23.00	22.62	22.69	22.75
			8	0	22.00	21.67	21.73	21.72
			8	4	22.00	21.68	21.68	21.68
			8	7	22.00	21.63	21.68	21.69
			15	0	22.00	21.66	21.74	21.72
		16QAM	1	0	22.50	22.03	22.01	21.99
			1	7	22.50	21.97	21.94	21.96
			1	14	22.50	21.94	22.06	21.97
			8	0	21.00	20.74	20.79	20.74
			8	4	21.00	20.73	20.77	20.77
			8	7	21.00	20.72	20.78	20.74
			15	0	21.00	20.70	20.74	20.75
Band	Band Width	Modulation	RB Configuration		Tune-up (dBm)	Channel/Frequency(MHz)		
			RB Size	RB Offset		26715/816.5	26740/819	26765/821.5
LTE Band 26a	5MHz	QPSK	1	0	23.00	22.78	22.79	22.80
			1	12	23.00	22.65	22.72	22.73
			1	24	23.00	22.70	22.78	22.80

			12	0	22.00	21.69	21.73	21.77
			12	6	22.00	21.70	21.75	21.77
			12	11	22.00	21.65	21.72	21.76
			25	0	22.00	21.68	21.77	21.75
		16QAM	1	0	22.50	22.01	22.11	22.04
			1	12	22.50	21.86	21.92	22.03
			1	24	22.50	22.03	22.06	22.08
			12	0	21.00	20.66	20.76	20.75
			12	6	21.00	20.65	20.72	20.68
			12	11	21.00	20.63	20.70	20.69
			25	0	21.00	20.70	20.75	20.75
Band	Band Width	Modulation	RB Configuration		Tune-up (dBm)	Channel/Frequency(MHz)		
			RB Size	RB Offset		/	26740/819	/
LTE Band 26a	10MHz	QPSK	1	0	23.00	/	22.88	/
			1	24	23.00	/	22.77	/
			1	49	23.00	/	22.77	/
			25	0	22.00	/	21.70	/
			25	12	22.00	/	21.73	/
			25	24	22.00	/	21.75	/
			50	0	22.00	/	21.73	/
		16QAM	1	0	22.50	/	22.15	/
			1	24	22.50	/	22.09	/
			1	49	22.50	/	22.08	/
			25	0	21.00	/	20.70	/
			25	12	21.00	/	20.74	/
			25	24	21.00	/	20.76	/
			50	0	21.00	/	20.72	/

Band	Band Width	Modulation	RB Configuration		Tune-up (dBm)	Channel/Frequency(MHz)		
			RB Size	RB Offset		26797/824.7	26915/836.5	27033/848.3
LTE Band 26b	1.4MHz	QPSK	1	0	22.50	22.16	22.43	22.24
			1	2	22.50	22.19	22.45	22.26
			1	5	22.50	22.21	22.43	22.26
			3	0	23.00	22.72	22.97	22.80
			3	1	23.00	22.72	22.96	22.80
			3	2	23.00	22.75	22.95	22.79
			6	0	22.00	21.68	21.97	21.79
		16QAM	1	0	22.00	21.54	21.73	21.54

			1	2	22.00	21.58	21.77	21.49
			1	5	22.00	21.43	21.62	21.50
			3	0	22.00	21.71	21.98	21.78
			3	1	22.00	21.73	21.95	21.84
			3	2	22.00	21.77	21.95	21.82
			6	0	21.50	20.79	21.05	20.89
Band	Band Width	Modulation	RB Configuration		Tune-up (dBm)	Channel/Frequency(MHz)		
			RB Size	RB Offset		26805/825.5	26915/836.5	27025/847.5
LTE Band 26b	3MHz	QPSK	1	0	22.50	22.18	22.45	22.30
			1	7	22.50	22.21	22.45	22.27
			1	14	22.50	22.22	22.47	22.24
			8	0	22.00	21.65	21.96	21.83
			8	4	22.00	21.69	21.94	21.80
			8	7	22.00	21.73	21.95	21.78
			15	0	22.00	21.73	21.98	21.80
		16QAM	1	0	22.00	21.45	21.80	21.65
			1	7	22.00	21.42	21.79	21.56
			1	14	22.00	21.57	21.76	21.48
			8	0	21.50	20.74	21.01	20.90
			8	4	21.50	20.78	20.97	20.83
			8	7	21.50	20.82	21.00	20.85
			15	0	21.50	20.71	21.01	20.86
Band	Band Width	Modulation	RB Configuration		Tune-up (dBm)	Channel/Frequency(MHz)		
			RB Size	RB Offset		26815/826.5	26915/836.5	27015/846.5
LTE Band 26b	5MHz	QPSK	1	0	23.00	22.24	22.47	22.43
			1	12	23.00	22.23	22.48	22.33
			1	24	23.00	22.36	22.52	22.32
			12	0	22.50	21.74	22.05	21.92
			12	6	22.50	21.78	22.01	21.87
			12	11	22.50	21.77	22.01	21.78
			25	0	22.00	21.78	22.00	21.87
		16QAM	1	0	22.00	21.62	21.77	21.63
			1	12	22.00	21.46	21.77	21.56
			1	24	22.00	21.66	21.87	21.59
			12	0	21.50	20.69	20.99	20.90
			12	6	21.50	20.73	21.01	20.82
			12	11	21.50	20.79	20.95	20.78

			25	0	21.50	20.79	21.02	20.85
Band	Band Width	Modulation	RB Configuration		Tune-up (dBm)	Channel/Frequency(MHz)		
			RB Size	RB Offset		26840/829	26915/836.5	26990/844
LTE Band 26b	10MHz	QPSK	1	0	23.00	22.25	22.46	22.55
			1	24	23.00	22.34	22.49	22.41
			1	49	23.00	22.44	22.49	22.31
			25	0	22.50	21.78	22.04	22.06
			25	12	22.50	21.84	21.99	21.95
			25	24	22.50	21.80	21.97	21.79
			50	0	22.00	21.79	21.99	21.94
		16QAM	1	0	22.00	21.50	21.80	21.80
			1	24	22.00	21.64	21.77	21.75
			1	49	22.00	21.72	21.83	21.59
			25	0	21.50	20.79	21.02	21.06
			25	12	21.50	20.84	21.03	20.94
			25	24	21.50	20.81	20.98	20.79
			50	0	21.50	20.76	21.03	20.91
Band	Band Width	Modulation	RB Configuration		Tune-up (dBm)	Channel/Frequency(MHz)		
			RB Size	RB Offset		26865/831.5	26915/836.5	26965/841.5
LTE Band 26b	15MHz	QPSK	1	0	22.50	22.17	22.32	22.44
			1	37	22.50	22.39	22.45	22.43
			1	74	22.50	22.42	22.36	22.20
			36	0	22.00	21.75	21.99	21.99
			36	18	22.00	21.83	21.98	21.90
			36	37	22.00	21.84	21.95	21.82
			75	0	22.00	21.88	21.94	21.92
		16QAM	1	0	22.00	21.50	21.65	21.64
			1	37	22.00	21.69	21.87	21.79
			1	74	22.00	21.65	21.63	21.52
			36	0	21.50	20.76	20.93	21.01
			36	18	21.50	20.82	20.95	20.94
			36	37	21.50	20.92	20.96	20.84
			75	0	21.00	20.84	20.95	20.90

Band	Band Width	Modulation	RB Configuration		Tune-up (dBm)	Channel/Frequency(MHz)		
			RB	RB		131979/1710.7	132322/1745	132665/1779.3

			Size	Offset				
LTE Band 66	1.4MHz	QPSK	1	0	24.00	23.53	23.36	23.46
			1	2	24.00	23.56	23.34	23.50
			1	5	24.00	23.53	23.33	23.49
			3	0	24.00	23.54	23.34	23.54
			3	1	24.00	23.56	23.36	23.56
			3	2	24.00	23.56	23.33	23.56
			6	0	23.00	22.55	22.34	22.55
		16QAM	1	0	23.00	22.73	22.60	22.67
			1	2	23.00	22.74	22.58	22.71
			1	5	23.00	22.69	22.64	22.67
			3	0	23.00	22.52	22.42	22.48
			3	1	23.00	22.59	22.38	22.61
			3	2	23.00	22.59	22.31	22.60
			6	0	22.00	21.55	21.43	21.57
Band	Band Width	Modulation	RB Configuration		Tune-up (dBm)	Channel/Frequency(MHz)		
			RB Size	RB Offset		131987/1711.5	132322/1745	132657/1778.5
LTE Band 66	3MHz	QPSK	1	0	24.00	23.50	23.36	23.48
			1	7	24.00	23.47	23.33	23.50
			1	14	24.00	23.45	23.30	23.51
			8	0	23.00	22.52	22.36	22.52
			8	4	23.00	22.52	22.32	22.51
			8	7	23.00	22.45	22.29	22.52
			15	0	23.00	22.53	22.34	22.55
		16QAM	1	0	23.00	22.74	22.69	22.69
			1	7	23.00	22.76	22.58	22.69
			1	14	23.00	22.68	22.51	22.82
			8	0	22.00	21.61	21.36	21.59
			8	4	22.00	21.59	21.44	21.58
			8	7	22.00	21.51	21.39	21.60
			15	0	22.00	21.55	21.36	21.58
Band	Band Width	Modulation	RB Configuration		Tune-up (dBm)	Channel/Frequency(MHz)		
			RB Size	RB Offset		131997/1712.5	132322/1745	132647/1777.5
LTE Band 66	5MHz	QPSK	1	0	24.00	23.57	23.42	23.46
			1	12	24.00	23.49	23.41	23.52
			1	24	24.00	23.52	23.40	23.57

			12	0	23.00	22.52	22.44	22.58
			12	6	23.00	22.54	22.37	22.56
			12	11	23.00	22.53	22.34	22.52
			25	0	23.00	22.50	22.37	22.54
		16QAM	1	0	23.00	22.71	22.76	22.71
			1	12	23.00	22.71	22.66	22.67
			1	24	23.00	22.72	22.54	22.86
			12	0	22.00	21.52	21.44	21.54
			12	6	22.00	21.51	21.35	21.50
			12	11	22.00	21.53	21.33	21.48
			25	0	22.00	21.55	21.39	21.58
Band	Band Width	Modulation	RB Configuration		Tune-up (dBm)	Channel/Frequency(MHz)		
			RB Size	RB Offset		132022/1715	132322/1745	132622/1775
LTE Band 66	10MHz	QPSK	1	0	24.00	23.54	23.38	23.30
			1	24	24.00	23.54	23.42	23.47
			1	49	24.00	23.49	23.26	23.56
			25	0	23.00	22.48	22.35	22.41
			25	12	23.00	22.48	22.35	22.45
			25	24	23.00	22.54	22.33	22.51
			50	0	23.00	22.52	22.36	22.44
		16QAM	1	0	23.00	22.84	22.68	22.59
			1	24	23.00	22.73	22.66	22.77
			1	49	23.00	22.79	22.57	22.85
			25	0	22.00	21.53	21.36	21.40
			25	12	22.00	21.48	21.40	21.47
			25	24	22.00	21.54	21.34	21.54
			50	0	22.00	21.52	21.37	21.45
Band	Band Width	Modulation	RB Configuration		Tune-up (dBm)	Channel/Frequency(MHz)		
			RB Size	RB Offset		132047/1717.5	132322/1745	132597/1772.5
LTE Band 66	15MHz	QPSK	1	0	23.50	23.45	23.31	23.06
			1	37	23.50	23.48	23.38	23.31
			1	74	23.50	23.37	23.16	23.40
			36	0	23.00	22.54	22.31	22.14
			36	18	23.00	22.43	22.37	22.32
			36	37	23.00	22.49	22.26	22.37
			75	0	23.00	22.53	22.38	22.35

		16QAM	1	0	23.00	22.68	22.63	22.40
			1	37	23.00	22.70	22.61	22.55
			1	74	23.00	22.59	22.41	22.64
			36	0	22.00	21.47	21.32	21.16
			36	18	22.00	21.48	21.37	21.35
			36	37	22.00	21.55	21.32	21.39
			75	0	21.50	21.48	21.37	21.28
Band	Band Width	Modulation	RB Configuration		Tune-up (dBm)	Channel/Frequency(MHz)		
			RB Size	RB Offset		132072/1720	132322/1745	132572/1770
LTE Band 66	20MHz	QPSK	1	0	23.50	23.43	23.33	22.95
			1	49	23.50	23.48	23.40	23.26
			1	99	23.50	23.35	23.12	23.39
			50	0	23.00	22.53	22.34	22.23
			50	24	23.00	22.52	22.38	22.33
			50	49	23.00	22.59	22.33	22.44
			100	0	23.00	22.53	22.29	22.33
		16QAM	1	0	23.00	22.62	22.62	22.24
			1	49	23.00	22.63	22.69	22.43
			1	99	23.00	22.56	22.40	22.61
			50	0	22.00	21.50	21.30	21.22
			50	24	22.00	21.47	21.36	21.29
			50	49	22.00	21.55	21.31	21.40
			100	0	21.50	21.45	21.33	21.30

7.4. 5G NR Conducted Power

Band	SCS (kHz)	Bandwidth (MHz)	UL Channel	RB Allocation	Modulation	Tune-up (dBm)	Power (dBm)
n78	30.00	10.00	620334.00	1@1	DFT_BPSK	24.00	23.66
n78	30.00	10.00	620334.00	24@0	DFT_QPSK	23.00	22.78
n78	30.00	10.00	620334.00	12@6	DFT_QPSK	24.00	23.77
n78	30.00	10.00	620334.00	1@1	DFT_QPSK	24.00	23.61
n78	30.00	10.00	620334.00	1@22	DFT_QPSK	24.00	23.68
n78	30.00	10.00	620334.00	1@1	DFT_QAM16	23.00	22.57
n78	30.00	10.00	620334.00	1@1	DFT_QAM64	21.50	21.07

n78	30.00	10.00	620334.00	1@1	DFT_QAM256	19.50	19.12
n78	30.00	10.00	620334.00	1@1	CP_QPSK	22.50	22.05
n78	30.00	10.00	636666.00	1@1	DFT_BPSK	25.00	24.46
n78	30.00	10.00	636666.00	24@0	DFT_QPSK	23.50	23.48
n78	30.00	10.00	636666.00	12@6	DFT_QPSK	24.50	24.48
n78	30.00	10.00	636666.00	1@1	DFT_QPSK	24.50	24.44
n78	30.00	10.00	636666.00	1@22	DFT_QPSK	24.50	24.29
n78	30.00	10.00	636666.00	1@1	DFT_QAM16	23.50	23.38
n78	30.00	10.00	636666.00	1@1	DFT_QAM64	22.00	21.90
n78	30.00	10.00	636666.00	1@1	DFT_QAM256	22.00	19.96
n78	30.00	10.00	636666.00	1@1	CP_QPSK	23.00	22.91
n78	30.00	10.00	653000.00	1@1	DFT_BPSK	25.50	25.10
n78	30.00	10.00	653000.00	24@0	DFT_QPSK	24.50	24.21
n78	30.00	10.00	653000.00	12@6	DFT_QPSK	25.50	25.20
n78	30.00	10.00	653000.00	1@1	DFT_QPSK	25.50	25.06
n78	30.00	10.00	653000.00	1@22	DFT_QPSK	25.50	25.06
n78	30.00	10.00	653000.00	1@1	DFT_QAM16	24.00	23.93
n78	30.00	10.00	653000.00	1@1	DFT_QAM64	23.00	22.55
n78	30.00	10.00	653000.00	1@1	DFT_QAM256	21.00	20.56
n78	30.00	10.00	653000.00	1@1	CP_QPSK	23.50	23.50
n78	30.00	15.00	620500.00	1@1	DFT_BPSK	24.00	23.70
n78	30.00	15.00	620500.00	36@0	DFT_QPSK	23.00	22.89
n78	30.00	15.00	620500.00	18@9	DFT_QPSK	24.00	23.89
n78	30.00	15.00	620500.00	1@1	DFT_QPSK	24.00	23.68
n78	30.00	15.00	620500.00	1@36	DFT_QPSK	24.00	23.79
n78	30.00	15.00	620500.00	1@1	DFT_QAM16	23.00	22.66
n78	30.00	15.00	620500.00	1@1	DFT_QAM64	21.50	21.20

n78	30.00	15.00	620500.00	1@1	DFT_QAM256	19.50	19.21
n78	30.00	15.00	620500.00	1@1	CP_QPSK	22.50	22.11
n78	30.00	15.00	636666.00	1@1	DFT_BPSK	24.00	24.50
n78	30.00	15.00	636666.00	36@0	DFT_QPSK	24.00	23.51
n78	30.00	15.00	636666.00	18@9	DFT_QPSK	25.00	24.59
n78	30.00	15.00	636666.00	1@1	DFT_QPSK	24.50	24.48
n78	30.00	15.00	636666.00	1@36	DFT_QPSK	24.50	24.22
n78	30.00	15.00	636666.00	1@1	DFT_QAM16	23.50	23.36
n78	30.00	15.00	636666.00	1@1	DFT_QAM64	22.00	21.99
n78	30.00	15.00	636666.00	1@1	DFT_QAM256	20.00	20.00
n78	30.00	15.00	636666.00	1@1	CP_QPSK	23.00	22.91
n78	30.00	15.00	652832.00	1@1	DFT_BPSK	25.50	25.08
n78	30.00	15.00	652832.00	36@0	DFT_QPSK	24.50	24.20
n78	30.00	15.00	652832.00	18@9	DFT_QPSK	25.50	25.18
n78	30.00	15.00	652832.00	1@1	DFT_QPSK	25.00	25.00
n78	30.00	15.00	652832.00	1@36	DFT_QPSK	25.50	25.02
n78	30.00	15.00	652832.00	1@1	DFT_QAM16	24.00	23.98
n78	30.00	15.00	652832.00	1@1	DFT_QAM64	22.50	22.46
n78	30.00	15.00	652832.00	1@1	DFT_QAM256	21.00	20.52
n78	30.00	15.00	652832.00	1@1	CP_QPSK	23.50	23.44
n78	30.00	20.00	620668.00	1@1	DFT_BPSK	24.00	23.63
n78	30.00	20.00	620668.00	50@0	DFT_QPSK	23.00	22.90
n78	30.00	20.00	620668.00	25@12	DFT_QPSK	24.00	23.96
n78	30.00	20.00	620668.00	1@1	DFT_QPSK	24.00	23.62
n78	30.00	20.00	620668.00	1@49	DFT_QPSK	24.00	23.77
n78	30.00	20.00	620668.00	1@1	DFT_QAM16	23.00	22.56
n78	30.00	20.00	620668.00	1@1	DFT_QAM64	21.50	21.05

n78	30.00	20.00	620668.00	1@1	DFT_QAM256	19.50	19.13
n78	30.00	20.00	620668.00	1@1	CP_QPSK	22.50	22.06
n78	30.00	20.00	636666.00	1@1	DFT_BPSK	24.50	24.44
n78	30.00	20.00	636666.00	50@0	DFT_QPSK	24.00	23.53
n78	30.00	20.00	636666.00	25@12	DFT_QPSK	25.00	24.57
n78	30.00	20.00	636666.00	1@1	DFT_QPSK	24.50	24.45
n78	30.00	20.00	636666.00	1@49	DFT_QPSK	24.50	24.09
n78	30.00	20.00	636666.00	1@1	DFT_QAM16	23.50	23.41
n78	30.00	20.00	636666.00	1@1	DFT_QAM64	22.00	21.87
n78	30.00	20.00	636666.00	1@1	DFT_QAM256	20.00	19.91
n78	30.00	20.00	636666.00	1@1	CP_QPSK	23.00	22.87
n78	30.00	20.00	652666.00	1@1	DFT_BPSK	25.50	25.04
n78	30.00	20.00	652666.00	50@0	DFT_QPSK	24.50	24.22
n78	30.00	20.00	652666.00	25@12	DFT_QPSK	25.50	25.25
n78	30.00	20.00	652666.00	1@1	DFT_QPSK	25.50	25.01
n78	30.00	20.00	652666.00	1@49	DFT_QPSK	25.50	25.04
n78	30.00	20.00	652666.00	1@1	DFT_QAM16	24.00	23.85
n78	30.00	20.00	652666.00	1@1	DFT_QAM64	22.50	22.48
n78	30.00	20.00	652666.00	1@1	DFT_QAM256	21.00	20.52
n78	30.00	20.00	652666.00	1@1	CP_QPSK	23.50	23.41
n78	30.00	40.00	621334.00	1@1	DFT_BPSK	23.50	23.35
n78	30.00	40.00	621334.00	100@0	DFT_QPSK	23.00	22.86
n78	30.00	40.00	621334.00	50@25	DFT_QPSK	24.00	23.99
n78	30.00	40.00	621334.00	1@1	DFT_QPSK	23.50	23.37
n78	30.00	40.00	621334.00	1@104	DFT_QPSK	24.00	23.55
n78	30.00	40.00	621334.00	1@1	DFT_QAM16	22.50	22.29
n78	30.00	40.00	621334.00	1@1	DFT_QAM64	21.00	20.82

n78	30.00	40.00	621334.00	1@1	DFT_QAM256	20.00	19.96
n78	30.00	40.00	621334.00	1@1	CP_QPSK	22.00	21.76
n78	30.00	40.00	636666.00	1@1	DFT_BPSK	24.00	23.98
n78	30.00	40.00	636666.00	100@0	DFT_QPSK	23.50	23.36
n78	30.00	40.00	636666.00	50@25	DFT_QPSK	25.00	24.53
n78	30.00	40.00	636666.00	1@1	DFT_QPSK	24.00	23.93
n78	30.00	40.00	636666.00	1@104	DFT_QPSK	24.00	23.53
n78	30.00	40.00	636666.00	1@1	DFT_QAM16	23.00	22.80
n78	30.00	40.00	636666.00	1@1	DFT_QAM64	21.50	21.47
n78	30.00	40.00	636666.00	1@1	DFT_QAM256	19.50	19.46
n78	30.00	40.00	636666.00	1@1	CP_QPSK	22.50	22.36
n78	30.00	40.00	652000.00	1@1	DFT_BPSK	25.00	24.64
n78	30.00	40.00	652000.00	100@0	DFT_QPSK	24.50	24.15
n78	30.00	40.00	652000.00	50@25	DFT_QPSK	25.50	25.25
n78	30.00	40.00	652000.00	1@1	DFT_QPSK	25.00	24.69
n78	30.00	40.00	652000.00	1@104	DFT_QPSK	25.00	24.74
n78	30.00	40.00	652000.00	1@1	DFT_QAM16	24.00	23.59
n78	30.00	40.00	652000.00	1@1	DFT_QAM64	22.50	22.10
n78	30.00	40.00	652000.00	1@1	DFT_QAM256	20.50	20.13
n78	30.00	40.00	652000.00	1@1	CP_QPSK	23.50	23.19
n78	30.00	50.00	621668.00	1@1	DFT_BPSK	24.00	23.61
n78	30.00	50.00	621668.00	128@0	DFT_QPSK	23.00	22.99
n78	30.00	50.00	621668.00	64@32	DFT_QPSK	24.50	24.03
n78	30.00	50.00	621668.00	1@1	DFT_QPSK	24.00	23.63
n78	30.00	50.00	621668.00	1@131	DFT_QPSK	24.50	24.05
n78	30.00	50.00	621668.00	1@1	DFT_QAM16	23.00	22.61
n78	30.00	50.00	621668.00	1@1	DFT_QAM64	21.50	21.07

n78	30.00	50.00	621668.00	1@1	DFT_QAM256	19.50	19.05
n78	30.00	50.00	621668.00	1@1	CP_QPSK	22.50	22.08
n78	30.00	50.00	636666.00	1@1	DFT_BPSK	24.50	24.35
n78	30.00	50.00	636666.00	128@0	DFT_QPSK	23.50	23.41
n78	30.00	50.00	636666.00	64@32	DFT_QPSK	25.00	24.60
n78	30.00	50.00	636666.00	1@1	DFT_QPSK	24.50	24.29
n78	30.00	50.00	636666.00	1@131	DFT_QPSK	24.00	23.83
n78	30.00	50.00	636666.00	1@1	DFT_QAM16	23.50	23.21
n78	30.00	50.00	636666.00	1@1	DFT_QAM64	22.00	21.77
n78	30.00	50.00	636666.00	1@1	DFT_QAM256	20.00	19.79
n78	30.00	50.00	636666.00	1@1	CP_QPSK	23.00	22.77
n78	30.00	50.00	651666.00	1@1	DFT_BPSK	25.00	24.89
n78	30.00	50.00	651666.00	128@0	DFT_QPSK	24.50	24.30
n78	30.00	50.00	651666.00	64@32	DFT_QPSK	25.50	25.38
n78	30.00	50.00	651666.00	1@1	DFT_QPSK	25.00	24.92
n78	30.00	50.00	651666.00	1@131	DFT_QPSK	25.50	25.04
n78	30.00	50.00	651666.00	1@1	DFT_QAM16	24.00	23.76
n78	30.00	50.00	651666.00	1@1	DFT_QAM64	22.50	22.38
n78	30.00	50.00	651666.00	1@1	DFT_QAM256	20.50	20.45
n78	30.00	50.00	651666.00	1@1	CP_QPSK	23.50	23.28
n78	30.00	60.00	622000.00	1@1	DFT_BPSK	23.50	23.47
n78	30.00	60.00	622000.00	162@0	DFT_QPSK	23.50	23.03
n78	30.00	60.00	622000.00	81@40	DFT_QPSK	24.50	24.05
n78	30.00	60.00	622000.00	1@1	DFT_QPSK	23.50	23.48
n78	30.00	60.00	622000.00	1@160	DFT_QPSK	24.00	23.85
n78	30.00	60.00	622000.00	1@1	DFT_QAM16	22.50	22.29
n78	30.00	60.00	622000.00	1@1	DFT_QAM64	21.00	20.86

n78	30.00	60.00	622000.00	1@1	DFT_QAM256	20.50	20.05
n78	30.00	60.00	622000.00	1@1	CP_QPSK	22.00	21.87
n78	30.00	60.00	636666.00	1@1	DFT_BPSK	24.50	24.36
n78	30.00	60.00	636666.00	162@0	DFT_QPSK	23.50	23.41
n78	30.00	60.00	636666.00	81@40	DFT_QPSK	25.00	24.55
n78	30.00	60.00	636666.00	1@1	DFT_QPSK	24.50	24.35
n78	30.00	60.00	636666.00	1@160	DFT_QPSK	24.00	23.80
n78	30.00	60.00	636666.00	1@1	DFT_QAM16	23.50	23.29
n78	30.00	60.00	636666.00	1@1	DFT_QAM64	22.00	21.80
n78	30.00	60.00	636666.00	1@1	DFT_QAM256	20.00	19.86
n78	30.00	60.00	636666.00	1@1	CP_QPSK	23.00	22.80
n78	30.00	60.00	651332.00	1@1	DFT_BPSK	25.00	24.95
n78	30.00	60.00	651332.00	162@0	DFT_QPSK	24.50	24.36
n78	30.00	60.00	651332.00	81@40	DFT_QPSK	25.50	25.47
n78	30.00	60.00	651332.00	1@1	DFT_QPSK	25.00	24.89
n78	30.00	60.00	651332.00	1@160	DFT_QPSK	25.50	25.03
n78	30.00	60.00	651332.00	1@1	DFT_QAM16	24.00	23.97
n78	30.00	60.00	651332.00	1@1	DFT_QAM64	22.50	22.23
n78	30.00	60.00	651332.00	1@1	DFT_QAM256	21.00	20.51
n78	30.00	60.00	651332.00	1@1	CP_QPSK	23.50	23.26
n78	30.00	70.00	622334.00	1@1	DFT_BPSK	21.00	20.95
n78	30.00	70.00	622334.00	162@0	DFT_QPSK	21.00	20.96
n78	30.00	70.00	622334.00	81@40	DFT_QPSK	21.00	20.93
n78	30.00	70.00	622334.00	1@1	DFT_QPSK	21.00	20.94
n78	30.00	70.00	622334.00	1@160	DFT_QPSK	21.00	20.96
n78	30.00	70.00	622334.00	1@1	DFT_QAM16	21.00	20.95
n78	30.00	70.00	622334.00	1@1	DFT_QAM64	21.00	20.95

n78	30.00	70.00	622334.00	1@1	DFT_QAM256	21.00	20.94
n78	30.00	70.00	622334.00	1@1	CP_QPSK	21.00	20.96
n78	30.00	70.00	636666.00	1@1	DFT_BPSK	21.50	21.37
n78	30.00	70.00	636666.00	162@0	DFT_QPSK	21.50	21.36
n78	30.00	70.00	636666.00	81@40	DFT_QPSK	21.50	21.38
n78	30.00	70.00	636666.00	1@1	DFT_QPSK	21.50	21.39
n78	30.00	70.00	636666.00	1@160	DFT_QPSK	21.50	21.36
n78	30.00	70.00	636666.00	1@1	DFT_QAM16	21.50	21.36
n78	30.00	70.00	636666.00	1@1	DFT_QAM64	21.50	21.36
n78	30.00	70.00	636666.00	1@1	DFT_QAM256	21.50	21.36
n78	30.00	70.00	636666.00	1@1	CP_QPSK	21.50	21.35
n78	30.00	70.00	651000.00	1@1	DFT_BPSK	22.50	22.33
n78	30.00	70.00	651000.00	162@0	DFT_QPSK	22.50	22.32
n78	30.00	70.00	651000.00	81@40	DFT_QPSK	22.50	22.32
n78	30.00	70.00	651000.00	1@1	DFT_QPSK	22.50	22.32
n78	30.00	70.00	651000.00	1@160	DFT_QPSK	22.50	22.30
n78	30.00	70.00	651000.00	1@1	DFT_QAM16	22.50	22.30
n78	30.00	70.00	651000.00	1@1	DFT_QAM64	22.50	22.31
n78	30.00	70.00	651000.00	1@1	DFT_QAM256	22.50	22.31
n78	30.00	70.00	651000.00	1@1	CP_QPSK	22.50	22.31
n78	30.00	80.00	622668.00	1@1	DFT_BPSK	23.50	23.24
n78	30.00	80.00	622668.00	216@0	DFT_QPSK	23.50	23.03
n78	30.00	80.00	622668.00	108@54	DFT_QPSK	24.50	24.20
n78	30.00	80.00	622668.00	1@1	DFT_QPSK	23.50	23.26
n78	30.00	80.00	622668.00	1@215	DFT_QPSK	24.00	23.87
n78	30.00	80.00	622668.00	1@1	DFT_QAM16	22.50	22.21
n78	30.00	80.00	622668.00	1@1	DFT_QAM64	21.00	20.72

n78	30.00	80.00	622668.00	1@1	DFT_QAM256	19.00	18.73
n78	30.00	80.00	622668.00	1@1	CP_QPSK	22.00	21.68
n78	30.00	80.00	636666.00	1@1	DFT_BPSK	25.00	24.51
n78	30.00	80.00	636666.00	216@0	DFT_QPSK	23.50	23.40
n78	30.00	80.00	636666.00	108@54	DFT_QPSK	25.00	24.53
n78	30.00	80.00	636666.00	1@1	DFT_QPSK	25.00	24.53
n78	30.00	80.00	636666.00	1@215	DFT_QPSK	23.50	23.50
n78	30.00	80.00	636666.00	1@1	DFT_QAM16	23.50	23.50
n78	30.00	80.00	636666.00	1@1	DFT_QAM64	22.50	22.04
n78	30.00	80.00	636666.00	1@1	DFT_QAM256	20.00	19.98
n78	30.00	80.00	636666.00	1@1	CP_QPSK	23.50	23.05
n78	30.00	80.00	650666.00	1@1	DFT_BPSK	24.50	24.34
n78	30.00	80.00	650666.00	216@0	DFT_QPSK	24.50	24.32
n78	30.00	80.00	650666.00	108@54	DFT_QPSK	26.00	25.51
n78	30.00	80.00	650666.00	1@1	DFT_QPSK	24.50	24.39
n78	30.00	80.00	650666.00	1@215	DFT_QPSK	25.00	24.94
n78	30.00	80.00	650666.00	1@1	DFT_QAM16	23.50	23.35
n78	30.00	80.00	650666.00	1@1	DFT_QAM64	22.00	21.85
n78	30.00	80.00	650666.00	1@1	DFT_QAM256	20.00	19.86
n78	30.00	80.00	650666.00	1@1	CP_QPSK	23.00	22.81
n78	30.00	90.00	623000.00	1@1	DFT_BPSK	23.50	23.13
n78	30.00	90.00	623000.00	240@0	DFT_QPSK	23.50	23.08
n78	30.00	90.00	623000.00	120@60	DFT_QPSK	24.50	24.22
n78	30.00	90.00	623000.00	1@1	DFT_QPSK	23.50	23.15
n78	30.00	90.00	623000.00	1@243	DFT_QPSK	24.00	23.94
n78	30.00	90.00	623000.00	1@1	DFT_QAM16	22.50	22.04
n78	30.00	90.00	623000.00	1@1	DFT_QAM64	21.00	20.56

n78	30.00	90.00	623000.00	1@1	DFT_QAM256	19.00	18.55
n78	30.00	90.00	623000.00	1@1	CP_QPSK	21.50	21.48
n78	30.00	90.00	636666.00	1@1	DFT_BPSK	24.50	24.42
n78	30.00	90.00	636666.00	240@0	DFT_QPSK	23.50	23.44
n78	30.00	90.00	636666.00	120@60	DFT_QPSK	25.00	24.52
n78	30.00	90.00	636666.00	1@1	DFT_QPSK	24.50	24.39
n78	30.00	90.00	636666.00	1@243	DFT_QPSK	23.50	23.23
n78	30.00	90.00	636666.00	1@1	DFT_QAM16	24.00	23.51
n78	30.00	90.00	636666.00	1@1	DFT_QAM64	22.00	21.86
n78	30.00	90.00	636666.00	1@1	DFT_QAM256	20.00	19.89
n78	30.00	90.00	636666.00	1@1	CP_QPSK	21.00	22.82
n78	30.00	90.00	650332.00	1@1	DFT_BPSK	24.50	24.13
n78	30.00	90.00	650332.00	240@0	DFT_QPSK	24.50	24.26
n78	30.00	90.00	650332.00	120@60	DFT_QPSK	25.50	25.47
n78	30.00	90.00	650332.00	1@1	DFT_QPSK	24.50	24.13
n78	30.00	90.00	650332.00	1@243	DFT_QPSK	24.50	24.76
n78	30.00	90.00	650332.00	1@1	DFT_QAM16	23.00	22.92
n78	30.00	90.00	650332.00	1@1	DFT_QAM64	21.50	21.48
n78	30.00	90.00	650332.00	1@1	DFT_QAM256	20.00	19.57
n78	30.00	90.00	650332.00	1@1	CP_QPSK	22.50	22.46
n78	30.00	100.00	623334.00	1@1	DFT_BPSK	23.00	22.99
n78	30.00	100.00	623334.00	270@0	DFT_QPSK	23.50	23.09
n78	30.00	100.00	623334.00	135@67	DFT_QPSK	24.50	24.16
n78	30.00	100.00	623334.00	1@1	DFT_QPSK	23.00	22.97
n78	30.00	100.00	623334.00	1@271	DFT_QPSK	24.00	23.69
n78	30.00	100.00	623334.00	1@1	DFT_QAM16	22.00	21.83
n78	30.00	100.00	623334.00	1@1	DFT_QAM64	20.50	20.44

n78	30.00	100.00	623334.00	1@1	DFT_QAM256	18.50	18.44
n78	30.00	100.00	623334.00	1@1	CP_QPSK	21.50	21.35
n78	30.00	100.00	636666.00	1@1	DFT_BPSK	24.50	24.23
n78	30.00	100.00	636666.00	270@0	DFT_QPSK	23.50	23.37
n78	30.00	100.00	636666.00	135@67	DFT_QPSK	24.50	24.48
n78	30.00	100.00	636666.00	1@1	DFT_QPSK	24.50	24.22
n78	30.00	100.00	636666.00	1@271	DFT_QPSK	23.50	23.00
n78	30.00	100.00	636666.00	1@1	DFT_QAM16	23.50	23.20
n78	30.00	100.00	636666.00	1@1	DFT_QAM64	22.00	21.71
n78	30.00	100.00	636666.00	1@1	DFT_QAM256	20.00	19.70
n78	30.00	100.00	636666.00	1@1	CP_QPSK	23.00	22.64
n78	30.00	100.00	650000.00	1@1	DFT_BPSK	24.00	23.83
n78	30.00	100.00	650000.00	270@0	DFT_QPSK	24.50	24.18
n78	30.00	100.00	650000.00	135@67	DFT_QPSK	25.50	25.42
n78	30.00	100.00	650000.00	1@1	DFT_QPSK	24.00	23.82
n78	30.00	100.00	650000.00	1@271	DFT_QPSK	25.00	24.67
n78	30.00	100.00	650000.00	1@1	DFT_QAM16	23.00	22.65
n78	30.00	100.00	650000.00	1@1	DFT_QAM64	21.50	21.31
n78	30.00	100.00	650000.00	1@1	DFT_QAM256	19.50	19.39
n78	30.00	100.00	650000.00	1@1	CP_QPSK	22.50	22.16

7.5. WLAN & Bluetooth Output Power

Mode	Channel	Frequency (MHz)	Tune-up (dBm)	Output Power (dBm)	Tune-up (dBm)	Output Power (dBm)	Tune-up (dBm)	Output Power (dBm)
			Ant1		Ant2		MIMO	
802.11b	1	2412	14.50	14.38	15.00	14.47	N/A	
	6	2437	14.50	13.99	15.00	14.98	N/A	
	11	2462	14.50	13.68	15.00	14.94	N/A	
802.11g	1	2412	14.00	13.99	14.50	13.76	N/A	
	6	2437	14.00	13.56	14.50	14.24	N/A	

	11	2462	14.00	13.55	14.50	14.17	N/A	
802.11n HT20	1	2412	14.00	13.93	14.50	13.56	17.00	16.8
	6	2437	14.00	13.41	14.50	14.03	17.00	16.79
	11	2462	14.00	13.36	14.50	14.1	17.00	16.79
802.11n HT40	3	2422	14.00	13.59	14.50	13.96	17.50	16.9
	6	2437	14.00	13.56	14.50	14.21	17.50	16.87
	9	2452	14.00	13.81	14.50	14.00	17.50	17.04
802.11ax HT20	1	2412	14.50	14.05	14.50	13.85	17.50	17.04
	6	2437	14.50	13.59	14.50	14.23	17.50	16.98
	11	2462	14.50	13.47	14.50	14.25	17.50	16.92
802.11ax HT40	3	2422	14.00	13.70	14.50	14.22	17.50	17.05
	6	2437	14.00	13.83	14.50	14.31	17.50	17.17
	9	2452	14.00	13.97	14.50	14.22	17.50	17.26

NOTE: Power measurement results of WLAN 2.4G.

Mode	Channel	Frequency (MHz)	Tune-up (dBm)	Output Power (dBm)	Tune-up (dBm)	Output Power (dBm)	Tune-up (dBm)	Output Power (dBm)
			Ant1		Ant2		MIMO	
802.11a	36	5180	13.00	12.81	15.00	13.58	/	
	40	5200	13.00	12.46	15.00	13.54	/	
	48	5240	13.00	11.21	15.00	14.96	/	
802.11n HT20	36	5180	12.50	12.11	15.00	13.53	17.50	16.57
	40	5200	12.50	12.01	15.00	13.33	17.50	16.99
	48	5240	12.50	10.90	15.00	14.84	17.50	17.25
802.11n HT40	38	5190	12.50	12.38	15.00	13.08	17.50	16.94
	46	5230	12.50	11.43	15.00	14.62	17.50	17.33
802.11ac VHT20	36	5180	12.50	12.28	15.00	13.46	17.50	16.76
	40	5200	12.50	11.94	15.00	13.35	17.50	17.07
	48	5240	12.50	11.16	15.00	14.81	17.50	17.46
802.11ac VHT40	38	5190	12.50	12.36	15.00	13.07	18.00	17.24
	46	5230	12.50	11.46	15.00	14.69	18.00	17.50
802.11ac VHT80	42	5210	12.00	11.52	14.00	13.70	17.50	17.08
802.11ax HT20	36	5180	13.00	12.60	15.50	13.73	18.00	17.17
	40	5200	13.00	12.27	15.50	13.56	18.00	17.49
	48	5240	13.00	11.34	15.50	15.09	18.00	17.76
802.11ax VHT40	38	5190	12.00	11.15	15.00	13.25	18.00	17.36
	46	5230	12.00	11.72	15.00	14.95	18.00	17.95

802.11ax VHT80	42	5210	12.5	12.35	12.5	14.04	12.5	17.41

NOTE: Power measurement results of WLAN 5.2G.

Mode	Channel	Frequency (MHz)	Tune-up (dBm)	Output Power (dBm)	Tune-up (dBm)	Output Power (dBm)	Tune-up (dBm)	Output Power (dBm)
			Ant1		Ant2		MIMO	
802.11a	149	5745	12.00	10.90	15.50	14.30	/	
	157	5785	12.00	11.39	15.50	14.78	/	
	165	5825	12.00	11.51	15.50	15.04	/	
802.11n HT20	149	5745	11.00	10.75	15.00	14.17	18.50	17.47
	157	5785	11.00	10.93	15.00	14.66	18.50	17.89
	165	5825	11.00	10.74	15.00	14.90	18.50	18.15
802.11n HT40	151	5755	11.00	10.75	15.00	14.54	18.50	17.91
	159	5795	11.00	10.91	15.00	14.92	18.50	18.14
802.11ac VHT20	149	5745	11.00	10.35	15.00	14.14	18.50	17.51
	157	5785	11.00	10.25	15.00	14.65	18.50	17.95
	165	5825	11.00	10.54	15.00	14.89	18.50	18.18
802.11ac VHT40	151	5755	10.50	10.17	15.00	14.54	18.50	17.93
	159	5795	10.50	10.35	15.00	14.90	18.50	18.21
802.11ac VHT80	155	5775	10.50	10.05	14.50	14.45	18.00	17.66
802.11ax HT20	149	5745	11.00	10.38	15.50	14.36	18.50	17.62
	157	5785	11.00	10.85	15.50	14.86	18.50	18.09
	165	5825	11.00	10.46	15.50	15.03	18.50	18.25
802.11ax VHT40	151	5755	11.50	10.81	15.50	14.73	18.50	17.97
	159	5795	11.50	11.04	15.50	15.09	18.50	18.34
802.11ax VHT80	155	5775	11.00	10.80	15.00	14.70	18.00	17.85

NOTE: Power measurement results of WLAN 5.8G.

	Output Power (dBm)				
	Data Rates	Tune-up (dBm)	Channel		
			0CH	39CH	78CH
BR+EDR	1M	7	5.58	6.37	5.16
	2M	6	5.10	5.79	4.83
	3M	7	5.59	6.25	5.22

	Output Power (dBm)				
BLE	Data Rates	Tune-up (dBm)	Channe		
			0CH	19CH	39CH
	1M	1.5	0.54	1.11	0.11
	2M	1.5	0.74	1.17	0.46

NOTE: Power measurement results of Bluetooth.

8. Antenna Location

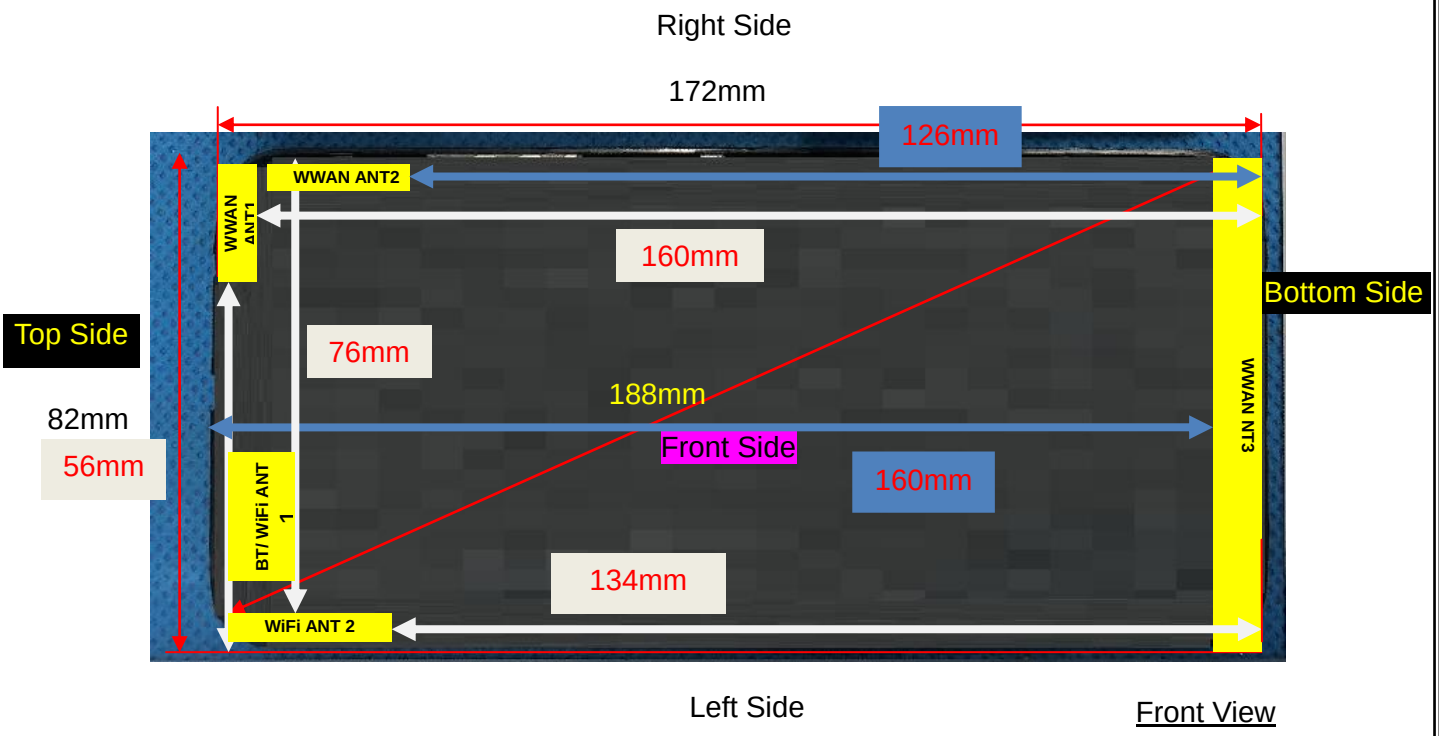

Note: Since the confidentiality request of EUT，the antenna location example diagram see as above.

Distance of the Antenna to the EUT surface/edge						
Antennas	Front Side	Back Side	Left Side	Right Side	Top Side	Bottom Side
WWAN ANT 1	≤ 25mm	≤ 25mm	>25mm	≤ 25mm	≤ 25mm	> 25mm
WWAN ANT 2	≤ 25mm	≤ 25mm	>25mm	≤ 25mm	≤25mm	> 25mm
WWAN ANT 3	≤ 25mm	≤ 25mm	≤ 25mm	≤25mm	> 25mm	≤ 25mm
WLAN & Bluetooth ANT 1	≤ 25mm	≤ 25mm	≤ 25mm	> 25mm	≤ 25mm	>25mm
WLAN ANT 2	≤ 25mm	≤ 25mm	≤ 25mm	> 25mm	≤ 25mm	>25mm
Positions for SAR tests						
Antennas	Front Side	Back Side	Left Side	Right Side	Top Side	Bottom Side
WWAN ANT 1	Yes	Yes	NO	Yes	Yes	NO
WWAN ANT 2	Yes	Yes	NO	Yes	Yes	NO
WWAN ANT 3	Yes	Yes	Yes	Yes	NO	Yes
WLAN & Bluetooth ANT 1	Yes	Yes	Yes	NO	Yes	NO
WLAN ANT 2	Yes	Yes	Yes	NO	Yes	NO

9. Stand-alone SAR test exclusion

Refer to FCC KDB 447498D01, the 1-g SAR and 10-g SAR test exclusion thresholds for 100 MHz to 6 GHz at test separation distances ≤ 50 mm are determined by:

[(max. power of channel, including tune-up tolerance, mW)/(min. test separation distance, mm)]·[$\sqrt{f_{(GHZ)}}$]

≤ 3.0 for 1-g SAR and ≤ 7.5 for 10-g extremity SAR, where:

- $f_{(GHZ)}$ is the RF channel transmit frequency in GHz
- Power and distance are rounded to the nearest mW and mm before calculation
- The result is rounded to one decimal place for comparison

When the minimum test separation distance is < 5 mm, a distance of 5 mm is applied to determine SAR test exclusion.

Mode	P_{max} (dBm)	P_{max} (mW)	Distance (mm)	f (GHz)	Calculation Result	SAR Exclusion threshold	SAR test exclusion
Bluetooth	7.00	5.012	5	2.480	1.579	3	Yes

NOTE: Standalone SAR test exclusion for Bluetooth.

When standalone SAR test exclusion applies to an antenna that transmits simultaneously with other antennas, the standalone SAR must be estimated according to following to determine simultaneous transmission SAR test exclusion:

[(max. power of channel, including tune-up tolerance, mW)/(min. test separation distance, mm)] * [$\sqrt{f_{(GHZ)}}$/x] W/kg for test separation distances ≤ 50mm, where x = 7.5 for 1-g SAR and x = 18.75 for 10-g SAR.

When the minimum test separation distance is < 5 mm, a distance of 5 mm is applied to determine SAR test exclusion.

Mode	Position	P_{max} (dBm)	P_{max} (mW)	Distance (mm)	f (GHz)	x	Estimated SAR (W/Kg)
Bluetooth	Head	7.00	5.012	5	2.48	7.5	0.210
Bluetooth	Body	7.00	5.012	10	2.48	7.5	0.105
Bluetooth	Hotspot	7.00	5.012	10	2.48	7.5	0.105

NOTE: Estimated SAR calculation for Bluetooth

10. SAR Results

10.1. SAR measurement Result

10.1.1. SAR measurement Result of GSM850

Test Position of Head	Test channel /Freq.	Mode	SAR Value (W/kg)		Power Drift(±5%)	Conducted Power (dBm)	Tune-up Power (dBm)	Scaled SAR 1-g (W/Kg)	Date	Plot
			1-g	10-g						
Left Cheek	189/836.4	GPRS(GMSK 3TS)	0.046	0.037	3.40	28.85	29.00	0.048	2025/1/15	#1
Left Tilt 15 Degree	189/836.4	GPRS(GMSK 3TS)	0.025	0.020	-0.04	28.85	29.00	0.026	2025/1/15	

Right Cheek	189/836.4	GPRS(GMSK 3TS)	0.042	0.033	2.28	28.85	29.00	0.043	2025/1/15	
Right Tilt 15 Degree	189/836.4	GPRS(GMSK 3TS)	0.020	0.018	-1.68	28.85	29.00	0.021	2025/1/15	

NOTE: Head SAR test results of GSM850.

Test Position of Body-Worn with 10mm	Test channel /Freq.	Test Mode	SAR Value (W/kg)		Power Drift (±5%)	Conducted power (dBm)	Tune-up power (dBm)	Scaled SAR 1g (W/Kg)	Date	Plot
			1g	10g						
Front Side	189/836.4	GPRS(GMSK 3TS)	0.099	0.063	0.26	28.85	29.00	0.102	2025/1/15	
Back Side	189/836.4	GPRS(GMSK 3TS)	0.160	0.107	-0.32	28.85	29.00	0.166	2025/1/15	#2

NOTE: Body-Worn SAR test results of GSM850

Test Position of Hotspot with 10mm	Test channel /Freq.	Test Mode	SAR Value (W/kg)		Power Drift (±5%)	Conducted power (dBm)	Tune-up power (dBm)	Scaled SAR 1g (W/Kg)	Date	Plot
			1-g	10-g						
Front Side	189/836.4	GPRS(GMSK 3TS)	0.099	0.063	0.26	28.85	29.00	0.102	2025/1/15	
Back Side	189/836.4	GPRS(GMSK 3TS)	0.160	0.107	-0.32	28.85	29.00	0.166	2025/1/15	#2
Left Side	189/836.4	GPRS(GMSK 3TS)	0.076	0.049	-0.02	28.85	29.00	0.079	2025/1/15	
Right Side	189/836.4	GPRS(GMSK 3TS)	0.060	0.039	3.23	28.85	29.00	0.062	2025/1/15	
Bottom Side	189/836.4	GPRS(GMSK 3TS)	0.094	0.062	2.08	28.85	29.00	0.097	2025/1/15	

NOTE: Hotspot SAR test results of GSM850

10.1.2. SAR measurement Result of GSM1900

Test Position of Head	Test channel /Freq.	Test Mode	SAR Value (W/kg)		Power Drift (±5%)	Conducted power (dBm)	Tune-up power (dBm)	Scaled SAR 1g (W/Kg)	Date	Plot
			1-g	10-g						

Left Cheek	661/1880	GPRS(GMSK 2TS)	0.054	0.034	0.37	27.54	28.00	0.060	2025/1/20	#3
Left Tilt 15 Degree	661/1880	GPRS(GMSK 2TS)	0.029	0.018	0.97	27.54	28.00	0.032	2025/1/20	
Right Cheek	661/1880	GPRS(GMSK 2TS)	0.047	0.029	-3.34	27.54	28.00	0.052	2025/1/20	
Right Tilt 15 Degree	661/1880	GPRS(GMSK 2TS)	0.025	0.015	-1.11	27.54	28.00	0.028	2025/1/20	

NOTE: Head SAR test results of GSM1900

Test Position of Body-Worn with 10mm	Test channel /Freq.	Test Mode	SAR Value (W/kg)		Power Drift (±5%)	Conducted power (dBm)	Tune-up power (dBm)	Scaled SAR 1g (W/Kg)	Date	Plot
			1g	10g						
Front Side	661/1880	GPRS(GMSK 2TS)	0.147	0.083	3.79	27.54	28.00	0.163	2025/1/20	
Back Side	661/1880	GPRS(GMSK 2TS)	0.477	0.269	-1.24	27.54	28.00	0.530	2025/1/20	#4

NOTE: Body-Worn SAR test results of GSM1900

Test Position of Hotspot with 10mm	Test channel /Freq.	Test Mode	SAR Value (W/kg)		Power Drift (±5%)	Conducted power (dBm)	Tune-up power (dBm)	Scaled SAR 1g (W/Kg)	Date	Plot
			1-g	10-g						
Front Side	661/1880	GPRS(GMSK 2TS)	0.147	0.083	3.79	27.54	28.00	0.163	2025/1/20	
Back Side	661/1880	GPRS(GMSK 2TS)	0.477	0.269	-1.24	27.54	28.00	0.530	2025/1/20	#4
Left Side	661/1880	GPRS(GMSK 2TS)	0.200	0.107	-1.37	27.54	28.00	0.222	2025/1/20	
Right Side	661/1880	GPRS(GMSK 2TS)	0.026	0.015	-3.30	27.54	28.00	0.029	2025/1/20	
Bottom Side	661/1880	GPRS(GMSK 2TS)	0.255	0.139	2.81	27.54	28.00	0.283	2025/1/20	

NOTE: Hotspot SAR test results of GSM1900

10.1.3. SAR measurement Result of WCDMA Band 2

Test Position of Head	Test channel /Freq	Test Mode	SAR Value (W/kg)		Power Drift (±5%)	Conducted power (dBm)	Tune-up power (dBm)	Scaled SAR 1g (W/Kg)	Date	Plot
			1-g	10-g						
Left Cheek	9400/1880	RMC12.2K	0.046	0.031	-1.69	23.68	24.00	0.050	2025/1/20	#5
Left Tilt 15 Degree	9400/1880	RMC12.2K	0.027	0.018	-1.76	23.68	24.00	0.029	2025/1/20	
Right Cheek	9400/1880	RMC12.2K	0.040	0.026	-2.77	23.68	24.00	0.043	2025/1/20	
Right Tilt 15 Degree	9400/1880	RMC12.2K	0.021	0.014	-2.12	23.68	24.00	0.023	2025/1/20	

NOTE: Head SAR test results of WCDMA Band 2

Test Position of Body-Worn with 10mm	Test channel /Freq.	Test Mode	SAR Value (W/kg)		Power Drift (±5%)	Conducted power (dBm)	Tune-up power (dBm)	Scaled SAR 1g (W/Kg)	Date	Plot
			1g	10g						
Front Side	9400/1880	RMC12.2K	0.120	0.064	0.80	23.68	24.00	0.129	2025/1/20	
Back Side	9400/1880	RMC12.2K	0.393	0.222	-0.28	23.68	24.00	0.423	2025/1/20	#6

NOTE: Body-Worn SAR test results of WCDMA Band 2

Test Position of Hotspot with 10mm	Test channel /Freq.	Test Mode	SAR Value (W/kg)		Power Drift (±5%)	Conducted power (dBm)	Tune-up power (dBm)	Scaled SAR 1g (W/Kg)	Date	Plot
			1-g	10-g						
Front Side	9400/1880	RMC12.2K	0.120	0.064	0.80	23.68	24.00	0.129	2025/1/20	
Back Side	9400/1880	RMC12.2K	0.393	0.222	-0.28	23.68	24.00	0.423	2025/1/20	#6
Left Side	9400/1880	RMC12.2K	0.172	0.096	2.35	23.68	24.00	0.185	2025/1/20	
Right Side	9400/1880	RMC12.2K	0.022	0.012	-3.81	23.68	24.00	0.024	2025/1/20	
Bottom Side	9400/1880	RMC12.2K	0.200	0.110	-0.67	23.68	24.00	0.215	2025/1/20	

NOTE: Hotspot SAR test results of WCDMA Band 2

10.1.4. SAR measurement Result of WCDMA Band 4

Test Position of Head	Test channel /Freq	Test Mode	SAR Value (W/kg)		Power Drift (±5%)	Conducted power (dBm)	Tune-up power (dBm)	Scaled SAR 1g (W/Kg)	Date	Plot
			1-g	10-g						
Left Cheek	1413/1732.6	RMC12.2K	0.109	0.075	4.42	23.52	24.00	0.122	2025/1/17	#7

Left Tilt 15 Degree	1413/1732.6	RMC12.2K	0.055	0.037	0.81	23.52	24.00	0.061	2025/1/17	
Right Cheek	1413/1732.6	RMC12.2K	0.097	0.066	-3.92	23.52	24.00	0.108	2025/1/17	
Right Tilt 15 Degree	1413/1732.6	RMC12.2K	0.049	0.033	3.71	23.52	24.00	0.055	2025/1/17	

NOTE: Head SAR test results of WCDMA Band 4

Test Position of Body-Worn with 10mm	Test channel /Freq.	Test Mode	SAR Value (W/kg)		Power Drift (±5%)	Conducted power (dBm)	Tune-up power (dBm)	Scaled SAR 1g (W/Kg)	Date	Plot
			1g	10g						
Front Side	1413/1732.6	RMC12.2K	0.570	0.322	3.80	23.52	24.00	0.637	2025/1/17	
Back Side	1413/1732.6	RMC12.2K	0.885	0.435	-1.23	23.52	24.00	0.988	2025/1/17	#8

NOTE: Body-Worn SAR test results of WCDMA Band 4

Test Position of Hotspot with 10mm	Test channel /Freq.	Test Mode	SAR Value (W/kg)		Power Drift (±5%)	Conducted power (dBm)	Tune-up power (dBm)	Scaled SAR 1g (W/Kg)	Date	Plot
			1-g	10-g						
Front Side	1413/1732.6	RMC12.2K	0.570	0.322	3.80	23.52	24.00	0.637	2025/1/17	
Back Side	1413/1732.6	RMC12.2K	0.885	0.435	-1.23	23.52	24.00	0.988	2025/1/17	#8
Left Side	1413/1732.6	RMC12.2K	0.282	0.163	-3.14	23.52	24.00	0.315	2025/1/17	
Right Side	1413/1732.6	RMC12.2K	0.285	0.156	3.87	23.52	24.00	0.318	2025/1/17	
Bottom Side	1413/1732.6	RMC12.2K	0.475	0.268	-2.38	23.52	24.00	0.531	2025/1/17	
Back Side	1312/1712.4	RMC12.2K	0.834	0.403	-1.27	23.69	24.00	0.896	2025/1/17	
Back Side	1513/1752.6	RMC12.2K	0.863	0.412	-1.39	23.48	24.00	0.973	2025/1/17	
BackSide Repeated	1413/1732.6	RMC12.2K	0.881	0.352	-2.45	23.52	24.00	0.984	2025/1/17	

NOTE: Hotspot SAR test results of WCDMA Band 4

10.1.5. SAR measurement Result of WCDMA Band 5

Test Position of Head	Test channel /Freq	Test Mode	SAR Value (W/kg)		Power Drift (±5%)	Conducted power (dBm)	Tune-up power (dBm)	Scaled SAR 1g (W/Kg)	Date	Plot
			1-g	10-g						
Left Cheek	4182/836.4	RMC12.2K	0.031	0.025	-1.08	23.06	23.50	0.034	2025/1/15	#9
Left Tilt 15 Degree	4182/836.4	RMC12.2K	0.016	0.014	0.02	23.06	23.50	0.018	2025/1/15	
Right Cheek	4182/836.4	RMC12.2K	0.029	0.022	-3.09	23.06	23.50	0.032	2025/1/15	
Right Tilt 15 Degree	4182/836.4	RMC12.2K	0.015	0.013	-1.24	23.06	23.50	0.017	2025/1/15	

NOTE: Head SAR test results of WCDMA Band 5

Test Position of Body-Worn with 10mm	Test channel /Freq.	Test Mode	SAR Value (W/kg)		Power Drift (±5%)	Conducted power (dBm)	Tune-up power (dBm)	Scaled SAR 1g (W/Kg)	Date	Plot
			1g	10g						
Front Side	4182/836.4	RMC12.2K	0.059	0.044	2.84	23.06	23.50	0.065	2025/1/15	
Back Side	4182/836.4	RMC12.2K	0.080	0.055	-2.61	23.06	23.50	0.089	2025/1/15	#10

NOTE: Body-Worn SAR test results of WCDMA Band 5

Test Position of Hotspot with 10mm	Test channel /Freq.	Test Mode	SAR Value (W/kg)		Power Drift (±5%)	Conducted power (dBm)	Tune-up power (dBm)	Scaled SAR 1g (W/Kg)	Date	Plot
			1-g	10-g						
Front Side	4182/836.4	RMC12.2K	0.059	0.044	2.84	23.06	23.50	0.065	2025/1/15	
Back Side	4182/836.4	RMC12.2K	0.080	0.055	-2.61	23.06	23.50	0.089	2025/1/15	#10
Left Side	4182/836.4	RMC12.2K	0.042	0.031	-2.39	23.06	23.50	0.046	2025/1/15	
Right Side	4182/836.4	RMC12.2K	0.035	0.025	1.01	23.06	23.50	0.039	2025/1/15	
Bottom Side	4182/836.4	RMC12.2K	0.059	0.043	3.79	23.06	23.50	0.065	2025/1/15	

NOTE: Hotspot SAR test results of WCDMA Band 5

10.1.6. SAR measurement Result of LTE Band 2

Test Position of Head	Test channel /Freq.	Test Mode	SAR Value (W/kg)		Power Drift (±5%)	Conducted power (dBm)	Tune-up power (dBm)	Scaled SAR 1g (W/Kg)	Date	Plot
			1-g	10-g						
1RB										
Left Cheek	18900/1880	20M QPSK(1,49)	0.048	0.034	0.48	22.99	23.50	0.054	2025/1/19	#17
Left Tilt 15 Degree	18900/1880	20M QPSK(1,49)	0.028	0.019	-0.33	22.99	23.50	0.031	2025/1/19	
Right Cheek	18900/1880	20M QPSK(1,49)	0.041	0.028	3.19	22.99	23.50	0.046	2025/1/19	
Right Tilt 15 Degree	18900/1880	20M QPSK(1,49)	0.021	0.015	-2.07	22.99	23.50	0.024	2025/1/19	
50%RB										
Left Cheek	18900/1880	20M QPSK(50,24)	0.029	0.020	-3.80	21.99	22.00	0.029	2025/1/19	
Left Tilt 15 Degree	18900/1880	20M QPSK(50,24)	0.017	0.010	3.81	21.99	22.00	0.017	2025/1/19	
Right Cheek	18900/1880	20M QPSK(50,24)	0.024	0.014	1.27	21.99	22.00	0.024	2025/1/19	
Right Tilt 15 Degree	18900/1880	20M QPSK(50,24)	0.012	0.008	-4.75	21.99	22.00	0.012	2025/1/19	

NOTE: Head SAR test results of LTE Band 2

Test Position of Body-Worn with 10mm	Test channel /Freq.	Test Mode	SAR Value (W/kg)		Power Drift (±5%)	Conducted power (dBm)	Tune-up power (dBm)	Scaled SAR 1g (W/Kg)	Date	Plot
			1g	10g						
1RB										
Front Side	18900/1880	20M QPSK(1,49)	0.178	0.103	3.34	22.99	23.50	0.200	2025/1/19	
Back	18900/1880	20M	0.457	0.257	-0.37	22.99	23.50	0.514	2025/1/19	#18

Side		QPSK(1,49)								
50%RB										
Front Side	18900/1880	20M QPSK(50,24)	0.099	0.057	4.20	21.99	22.00	0.099	2025/1/19	
Back Side	18900/1880	20M QPSK(50,24)	0.272	0.152	3.60	21.99	22.00	0.273	2025/1/19	

NOTE: Body-Worn SAR test results of LTE Band 2

Test Position of Hotspot with 10mm	Test channel /Freq.	Test Mode	SAR Value (W/kg)		Power Drift (±5%)	Conducted power (dBm)	Tune-up power (dBm)	Scaled SAR 1g (W/Kg)	Date	Plot
			1-g	10-g						
1RB										
Front Side	18900/1880	20M QPSK(1,49)	0.178	0.103	3.34	22.99	23.50	0.200	2025/1/19	
Back Side	18900/1880	20M QPSK(1,49)	0.457	0.257	-0.37	22.99	23.50	0.514	2025/1/19	#18
Left Side	18900/1880	20M QPSK(1,49)	0.187	0.119	-1.36	22.99	23.50	0.210	2025/1/19	
Right Side	18900/1880	20M QPSK(1,49)	0.048	0.031	2.81	22.99	23.50	0.054	2025/1/19	
Bottom Side	18900/1880	20M QPSK(1,49)	0.269	0.163	-0.47	22.99	23.50	0.303	2025/1/19	
50%RB										
Front Side	18900/1880	20M QPSK(50,24)	0.099	0.057	4.20	21.99	22.00	0.099	2025/1/19	
Back Side	18900/1880	20M QPSK(50,24)	0.272	0.152	3.60	21.99	22.00	0.273	2025/1/19	
Left Side	18900/1880	20M QPSK(50,24)	0.099	0.068	-1.77	21.99	22.00	0.099	2025/1/19	
Right Side	18900/1880	20M QPSK(50,24)	0.027	0.018	-4.22	21.99	22.00	0.027	2025/1/19	
Bottom Side	18900/1880	20M QPSK(50,24)	0.150	0.090	-4.45	21.99	22.00	0.150	2025/1/19	

NOTE: Hotspot SAR test results of LTE Band 2

10.1.7. SAR measurement Result of LTE Band 4

Test	Test channel	Test Mode	SAR Value	Power	Conducted	Tune-up	Scaled	Date	Plot

Position of Head	/Freq.		(W/kg)		Drift (±5%)	power (dBm)	power (dBm)	SAR 1g (W/Kg)		
			1-g	10-g						
1RB										
Left Cheek	20175/1732.5	20M QPSK(1,49)	0.096	0.068	0.23	23.26	23.50	0.101	2025/1/17	#19
Left Tilt 15 Degree	20175/1732.5	20M QPSK(1,49)	0.054	0.037	-1.08	23.26	23.50	0.057	2025/1/17	
Right Cheek	20175/1732.5	20M QPSK(1,49)	0.086	0.060	-0.52	23.26	23.50	0.091	2025/1/17	
Right Tilt 15 Degree	20175/1732.5	20M QPSK(1,49)	0.046	0.031	3.87	23.26	23.50	0.049	2025/1/17	
50%RB										
Left Cheek	20175/1732.5	20M QPSK(50,49)	0.056	0.039	-0.75	22.35	22.50	0.058	2025/1/17	
Left Tilt 15 Degree	20175/1732.5	20M QPSK(50,49)	0.030	0.021	-1.10	22.35	22.50	0.031	2025/1/17	
Right Cheek	20175/1732.5	20M QPSK(50,49)	0.049	0.032	1.80	22.35	22.50	0.051	2025/1/17	
Right Tilt 15 Degree	20175/1732.5	20M QPSK(50,49)	0.024	0.017	-2.67	22.35	22.50	0.025	2025/1/17	

NOTE: Head SAR test results of LTE Band 4

Test Position of Body-Worn with 10mm	Test channel /Freq.	Test Mode	SAR Value (W/kg)		Power Drift (±5%)	Conducted power (dBm)	Tune-up power (dBm)	Scaled SAR 1g (W/Kg)	Date	Plot
			1g	10g						
1RB										
Front Side	20175/1732.5	20M QPSK(1,49)	0.273	0.151	3.27	23.26	23.50	0.289	2025/1/17	
Back Side	20175/1732.5	20M QPSK(1,49)	0.879	0.508	-0.55	23.26	23.50	0.929	2025/1/17	#20
50%RB										

Front Side	20175/1732.5	20M QPSK(50,49)	0.157	0.082	3.29	22.35	22.50	0.163	2025/1/17	
Back Side	20175/1732.5	20M QPSK(50,49)	0.468	0.263	-3.99	22.35	22.50	0.484	2025/1/17	

NOTE: Body-Worn SAR test results of LTE Band 4

Test Position of Hotspot with 10mm	Test channel /Freq.	Test Mode	SAR Value (W/kg)		Power Drift (±5%)	Conducted power (dBm)	Tune-up power (dBm)	Scaled SAR 1g (W/Kg)	Date	Plot
			1-g	10-g						
1RB										
Front Side	20175/1732.5	20M QPSK(1,49)	0.273	0.151	3.27	23.26	23.50	0.289	2025/1/17	
Back Side	20175/1732.5	20M QPSK(1,49)	0.879	0.508	-0.55	23.26	23.50	0.929	2025/1/17	#20
Left Side	20175/1732.5	20M QPSK(1,49)	0.356	0.200	-0.28	23.26	23.50	0.376	2025/1/17	
Right Side	20175/1732.5	20M QPSK(1,49)	0.045	0.026	-0.95	23.26	23.50	0.048	2025/1/17	
Bottom Side	20175/1732.5	20M QPSK(1,49)	0.460	0.253	-2.56	23.26	23.50	0.486	2025/1/17	
Back Side	20050/1720	20M QPSK(1,49)	0.828	0.464	-2.80	23.31	23.50	0.865	2025/1/17	
Back Side	20300/1745	20M QPSK(1,49)	0.856	0.494	-1.53	23.22	23.50	0.913	2025/1/17	
BackSide Repeated	20175/1732.5	20M QPSK(1,49)	0.870	0.506	-3.65	23.26	23.50	0.919	2025/1/17	
50%RB										
Front Side	20175/1732.5	20M QPSK(50,49)	0.157	0.082	3.29	22.35	22.50	0.163	2025/1/17	
Back Side	20175/1732.5	20M QPSK(50,49)	0.468	0.263	-3.99	22.35	22.50	0.484	2025/1/17	
Left Side	20175/1732.5	20M QPSK(50,49)	0.181	0.120	-1.98	22.35	22.50	0.187	2025/1/17	
Right Side	20175/1732.5	20M QPSK(50,49)	0.026	0.014	-3.05	22.35	22.50	0.027	2025/1/17	
Bottom Side	20175/1732.5	20M QPSK(50,49)	0.240	0.138	-2.47	22.35	22.50	0.248	2025/1/17	
100%RB										
Back Side	20175/1732.5	20M	0.443	0.266	1.42	22.27	22.50	0.467	2025/1/17	

		QPSK(100,0)								

NOTE: Hotspot SAR test results of LTE Band 4

10.1.8. SAR measurement Result of LTE Band 5

Test Position of Head	Test channel /Freq.	Test Mode	SAR Value (W/kg)		Power Drift (±5%)	Conducted power (dBm)	Tune-up power (dBm)	Scaled SAR 1g (W/Kg)	Date	Plot
			1-g	10-g						
1RB										
Left Cheek	20525/836.5	10M QPSK(1,24)	0.041	0.034	1.82	23.11	23.50	0.045	2025/1/15	#21
Left Tilt 15 Degree	20525/836.5	10M QPSK(1,24)	0.024	0.019	-3.46	23.11	23.50	0.026	2025/1/15	
Right Cheek	20525/836.5	10M QPSK(1,24)	0.037	0.030	0.67	23.11	23.50	0.040	2025/1/15	
Right Tilt 15 Degree	20525/836.5	10M QPSK(1,24)	0.020	0.018	-1.62	23.11	23.50	0.022	2025/1/15	
50%RB										
Left Cheek	20525/836.5	10M QPSK(25,0)	0.023	0.019	4.23	22.13	22.50	0.025	2025/1/15	
Left Tilt 15 Degree	20525/836.5	10M QPSK(25,0)	0.014	0.010	1.89	22.13	22.50	0.015	2025/1/15	
Right Cheek	20525/836.5	10M QPSK(25,0)	0.020	0.015	1.37	22.13	22.50	0.022	2025/1/15	
Right Tilt 15 Degree	20525/836.5	10M QPSK(25,0)	0.010	0.010	2.70	22.13	22.50	0.011	2025/1/15	

NOTE: Head SAR test results of LTE Band 5

Test Position of Body-Worn with 10mm	Test channel /Freq.	Test Mode	SAR Value (W/kg)		Power Drift (±5%)	Conducted power (dBm)	Tune-up power (dBm)	Scaled SAR 1g (W/Kg)	Date	Plot
			1g	10g						

1RB										
Front Side	20525/836.5	10M QPSK(1,24)	0.083	0.054	-2.16	23.11	23.50	0.091	2025/1/15	
Back Side	20525/836.5	10M QPSK(1,24)	0.109	0.074	-1.24	23.11	23.50	0.119	2025/1/15	#22
50%RB										
Front Side	20525/836.5	10M QPSK(25,0)	0.044	0.030	-2.59	22.13	22.50	0.048	2025/1/15	
Back Side	20525/836.5	10M QPSK(25,0)	0.058	0.044	-4.01	22.13	22.50	0.063	2025/1/15	

NOTE: Body-Worn SAR test results of LTE Band 5

Test Position of Hotspot with 10mm	Test channel /Freq.	Test Mode	SAR Value (W/kg)		Power Drift (±5%)	Conducted power (dBm)	Tune-up power (dBm)	Scaled SAR 1g (W/Kg)	Date	Plot
			1-g	10-g						
1RB										
Front Side	20525/836.5	10M QPSK(1,24)	0.083	0.054	-2.16	23.11	23.50	0.091	2025/1/15	
Back Side	20525/836.5	10M QPSK(1,24)	0.109	0.074	-1.24	23.11	23.50	0.119	2025/1/15	#22
Left Side	20525/836.5	10M QPSK(1,24)	0.044	0.029	3.12	23.11	23.50	0.048	2025/1/15	
Right Side	20525/836.5	10M QPSK(1,24)	0.045	0.031	-3.50	23.11	23.50	0.049	2025/1/15	
Bottom Side	20525/836.5	10M QPSK(1,24)	0.072	0.047	0.07	23.11	23.50	0.079	2025/1/15	
50%RB										
Front Side	20525/836.5	10M QPSK(25,0)	0.044	0.030	-2.59	22.13	22.50	0.048	2025/1/15	
Back Side	20525/836.5	10M QPSK(25,0)	0.058	0.044	-4.01	22.13	22.50	0.063	2025/1/15	
Left Side	20525/836.5	10M QPSK(25,0)	0.022	0.015	-1.68	22.13	22.50	0.024	2025/1/15	
Right Side	20525/836.5	10M QPSK(25,0)	0.025	0.017	1.42	22.13	22.50	0.027	2025/1/15	
Bottom Side	20525/836.5	10M QPSK(25,0)	0.042	0.027	-1.97	22.13	22.50	0.046	2025/1/15	

NOTE: Hotspot SAR test results of LTE Band 5

10.1.9. SAR measurement Result of LTE Band 7

Test Position of Head	Test channel /Freq.	Test Mode	SAR Value (W/kg)		Power Drift (±5%)	Conducted power (dBm)	Tune-up power (dBm)	Scaled SAR 1g (W/Kg)	Date	Plot
			1-g	10-g						
1RB										
Left Cheek	21100/2535	20M QPSK(1,99)	0.075	0.041	0.93	23.41	23.50	0.077	2025/1/14	#23
Left Tilt 15 Degree	21100/2535	20M QPSK(1,99)	0.043	0.023	-2.41	23.41	23.50	0.044	2025/1/14	
Right Cheek	21100/2535	20M QPSK(1,99)	0.066	0.035	-1.79	23.41	23.50	0.067	2025/1/14	
Right Tilt 15 Degree	21100/2535	20M QPSK(1,99)	0.031	0.017	-3.50	23.41	23.50	0.032	2025/1/14	
50%RB										
Left Cheek	21100/2535	20M QPSK(50,49)	0.042	0.022	2.19	22.42	23.00	0.048	2025/1/14	
Left Tilt 15 Degree	21100/2535	20M QPSK(50,49)	0.024	0.013	-3.01	22.42	23.00	0.027	2025/1/14	
Right Cheek	21100/2535	20M QPSK(50,49)	0.035	0.020	2.80	22.42	23.00	0.040	2025/1/14	
Right Tilt 15 Degree	21100/2535	20M QPSK(50,49)	0.016	0.010	1.54	22.42	23.00	0.018	2025/1/14	

NOTE: Head SAR test results of LTE Band 7

Test Position of Body-Worn with 10mm	Test channel /Freq.	Test Mode	SAR Value (W/kg)		Power Drift (±5%)	Conducted power (dBm)	Tune-up power (dBm)	Scaled SAR 1g (W/Kg)	Date	Plot
			1g	10g						
1RB										

Front Side	21100/2535	20M QPSK(1,99)	0.129	0.056	1.20	23.41	23.50	0.132	2025/1/14	
Back Side	21100/2535	20M QPSK(1,99)	0.225	0.097	1.53	23.41	23.50	0.230	2025/1/14	
50%RB										
Front Side	21100/2535	20M QPSK(50,49)	0.072	0.031	3.50	22.42	23.00	0.082	2025/1/14	
Back Side	21100/2535	20M QPSK(50,49)	0.237	0.097	3.41	22.42	23.00	0.271	2025/1/14	

NOTE: Body-Worn SAR test results of LTE Band 7

Test Position of Hotspot with 10mm	Test channel /Freq.	Test Mode	SAR Value (W/kg)		Power Drift (±5%)	Conducted power (dBm)	Tune-up power (dBm)	Scaled SAR 1g (W/Kg)	Date	Plot
			1-g	10-g						
1RB										
Front Side	21100/2535	20M QPSK(1,99)	0.129	0.056	1.20	23.41	23.50	0.132	2025/1/14	
Back Side	21100/2535	20M QPSK(1,99)	0.225	0.097	1.53	23.41	23.50	0.230	2025/1/14	
Left Side	21100/2535	20M QPSK(1,99)	0.164	0.070	1.98	23.41	23.50	0.167	2025/1/14	
Right Side	21100/2535	20M QPSK(1,99)	0.023	0.010	0.00	23.41	23.50	0.023	2025/1/14	
Bottom Side	21100/2535	20M QPSK(1,99)	0.401	0.174	0.27	23.41	23.50	0.409	2025/1/14	#24
50%RB										
Front Side	21100/2535	20M QPSK(50,49)	0.072	0.031	3.50	22.42	23.00	0.082	2025/1/14	
Back Side	21100/2535	20M QPSK(50,49)	0.237	0.097	3.41	22.42	23.00	0.271	2025/1/14	
Left Side	21100/2535	20M QPSK(50,49)	0.098	0.037	3.20	22.42	23.00	0.112	2025/1/14	
Right Side	21100/2535	20M QPSK(50,49)	0.012	0.005	-4.88	22.42	23.00	0.014	2025/1/14	
Bottom Side	21100/2535	20M QPSK(50,49)	0.125	0.058	1.08	22.42	23.00	0.143	2025/1/14	

NOTE: Hotspot SAR test results of LTE Band 7

10.1.10. SAR measurement Result of LTE Band 12

Test Position of Head	Test channel /Freq.	Test Mode	SAR Value (W/kg)		Power Drift (±5%)	Conducted power (dBm)	Tune-up power (dBm)	Scaled SAR 1g (W/Kg)	Date	Plot
			1-g	10-g						
1RB										
Left Cheek	23095/707.5	10M QPSK(1,0)	0.034	0.027	1.48	22.21	22.50	0.036	2025/1/16	#25
Left Tilt 15 Degree	23095/707.5	10M QPSK(1,0)	0.018	0.016	2.72	22.21	22.50	0.019	2025/1/16	
Right Cheek	23095/707.5	10M QPSK(1,0)	0.029	0.022	-1.24	22.21	22.50	0.031	2025/1/16	
Right Tilt 15 Degree	23095/707.5	10M QPSK(1,0)	0.013	0.011	1.91	22.21	22.50	0.014	2025/1/16	
50%RB										
Left Cheek	23095/707.5	10M QPSK(25,0)	0.020	0.015	-1.99	21.24	21.50	0.021	2025/1/16	
Left Tilt 15 Degree	23095/707.5	10M QPSK(25,0)	0.010	0.009	4.91	21.24	21.50	0.011	2025/1/16	
Right Cheek	23095/707.5	10M QPSK(25,0)	0.016	0.011	4.57	21.24	21.50	0.017	2025/1/16	
Right Tilt 15 Degree	23095/707.5	10M QPSK(25,0)	0.007	0.006	-4.70	21.24	21.50	0.007	2025/1/16	

NOTE: Head SAR test results of LTE Band 12

Test Position of Body-Worn with 10mm	Test channel /Freq.	Test Mode	SAR Value (W/kg)		Power Drift (±5%)	Conducted power (dBm)	Tune-up power (dBm)	Scaled SAR 1g (W/Kg)	Date	Plot
			1-g	10-g						
1RB										
Front Side	23095/707.5	10M QPSK(1,0)	0.039	0.026	1.36	22.21	22.50	0.042	2025/1/16	
Back Side	23095/707.5	10M QPSK(1,0)	0.069	0.048	0.65	22.21	22.50	0.074	2025/1/16	#26
50%RB										

Front Side	23095/707.5	10M QPSK(25,0)	0.023	0.013	3.07	21.24	21.50	0.024	2025/1/16	
Back Side	23095/707.5	10M QPSK(25,0)	0.037	0.026	-2.56	21.24	21.50	0.039	2025/1/16	

NOTE: Body-Worn SAR test results of LTE Band 12

Test Position of Hotspot with 10mm	Test channel /Freq.	Test Mode	SAR Value (W/kg)		Power Drift (±5%)	Conducted power (dBm)	Tune-up power (dBm)	Scaled SAR 1g (W/Kg)	Date	Plot
			1-g	10-g						
1RB										
Front Side	23095/707.5	10M QPSK(1,0)	0.039	0.026	1.36	22.21	22.50	0.042	2025/1/16	
Back Side	23095/707.5	10M QPSK(1,0)	0.069	0.048	0.65	22.21	22.50	0.074	2025/1/16	#26
Left Side	23095/707.5	10M QPSK(1,0)	0.044	0.030	2.12	22.21	22.50	0.047	2025/1/16	
Right Side	23095/707.5	10M QPSK(1,0)	0.033	0.022	-1.70	22.21	22.50	0.035	2025/1/16	
Bottom Side	23095/707.5	10M QPSK(1,0)	0.039	0.026	-1.81	22.21	22.50	0.042	2025/1/16	
50%RB										
Front Side	23095/707.5	10M QPSK(25,0)	0.023	0.013	3.07	21.24	21.50	0.024	2025/1/16	
Back Side	23095/707.5	10M QPSK(25,0)	0.037	0.026	-2.56	21.24	21.50	0.039	2025/1/16	
Left Side	23095/707.5	10M QPSK(25,0)	0.022	0.018	-0.88	21.24	21.50	0.023	2025/1/16	
Right Side	23095/707.5	10M QPSK(25,0)	0.017	0.011	1.97	21.24	21.50	0.018	2025/1/16	
Bottom Side	23095/707.5	10M QPSK(25,0)	0.021	0.015	3.02	21.24	21.50	0.022	2025/1/16	

NOTE: Hotspot SAR test results of LTE Band 12

10.1.11. SAR measurement Result of LTE Band 17

Test Position of Head	Test channel /Freq.	Test Mode	SAR Value (W/kg)		Power Drift (±5%)	Conducted power (dBm)	Tune-up power (dBm)	Scaled SAR 1g	Date	Plot
			1-g	10-g						

								(W/Kg)		
1RB										
Left Cheek	23790/710	10M QPSK(1,0)	0.049	0.043	-0.78	22.39	22.50	0.050	2025/1/16	#27
Left Tilt 15 Degree	23790/710	10M QPSK(1,0)	0.029	0.024	-0.90	22.39	22.50	0.030	2025/1/16	
Right Cheek	23790/710	10M QPSK(1,0)	0.043	0.036	1.40	22.39	22.50	0.044	2025/1/16	
Right Tilt 15 Degree	23790/710	10M QPSK(1,0)	0.021	0.018	-3.52	22.39	22.50	0.022	2025/1/16	
50%RB										
Left Cheek	23790/710	10M QPSK(25,0)	0.029	0.024	4.15	21.34	21.50	0.030	2025/1/16	
Left Tilt 15 Degree	23790/710	10M QPSK(25,0)	0.017	0.012	-0.09	21.34	21.50	0.018	2025/1/16	
Right Cheek	23790/710	10M QPSK(25,0)	0.025	0.020	3.35	21.34	21.50	0.026	2025/1/16	
Right Tilt 15 Degree	23790/710	10M QPSK(25,0)	0.011	0.009	-3.87	21.34	21.50	0.011	2025/1/16	

NOTE: Head SAR test results of LTE Band 17

Test Position of Body-Worn with 10mm	Test channel /Freq.	Test Mode	SAR Value (W/kg)		Power Drift (±5%)	Conducted power (dBm)	Tune-up power (dBm)	Scaled SAR 1g (W/Kg)	Date	Plot
			1-g	10-g						
1RB										
Front Side	23790/710	10M QPSK(1,0)	0.055	0.037	-2.00	22.39	22.50	0.056	2025/1/16	
Back Side	23790/710	10M QPSK(1,0)	0.070	0.049	-0.76	22.39	22.50	0.072	2025/1/16	#28
50%RB										
Front Side	23790/710	10M QPSK(25,0)	0.029	0.019	-4.92	21.34	21.50	0.030	2025/1/16	
Back Side	23790/710	10M QPSK(25,0)	0.041	0.027	-0.13	21.34	21.50	0.043	2025/1/16	

NOTE: Body-Worn SAR test results of LTE Band 17

Test Position of Hotspot with 10mm	Test channel /Freq.	Test Mode	SAR Value (W/kg)		Power Drift (±5%)	Conducted power (dBm)	Tune-up power (dBm)	Scaled SAR 1g (W/Kg)	Date	Plot
			1-g	10-g						
1RB										
Front Side	23790/710	10M QPSK(1,0)	0.055	0.037	-2.00	22.39	22.50	0.056	2025/1/16	
Back Side	23790/710	10M QPSK(1,0)	0.070	0.049	-0.76	22.39	22.50	0.072	2025/1/16	#28
Left Side	23790/710	10M QPSK(1,0)	0.044	0.031	2.19	22.39	22.50	0.045	2025/1/16	
Right Side	23790/710	10M QPSK(1,0)	0.024	0.016	0.88	22.39	22.50	0.025	2025/1/16	
Bottom Side	23790/710	10M QPSK(1,0)	0.044	0.030	-3.86	22.39	22.50	0.045	2025/1/16	
50%RB										
Front Side	23790/710	10M QPSK(25,0)	0.029	0.019	-4.92	21.34	21.50	0.030	2025/1/16	
Back Side	23790/710	10M QPSK(25,0)	0.041	0.027	-0.13	21.34	21.50	0.043	2025/1/16	
Left Side	23790/710	10M QPSK(25,0)	0.025	0.017	2.03	21.34	21.50	0.026	2025/1/16	
Right Side	23790/710	10M QPSK(25,0)	0.012	0.008	2.82	21.34	21.50	0.012	2025/1/16	
Bottom Side	23790/710	10M QPSK(25,0)	0.022	0.018	-1.33	21.34	21.50	0.023	2025/1/16	

NOTE: Hotspot SAR test results of LTE Band 17

10.1.12. SAR measurement Result of LTE Band 25

Test Position of Head	Test channel /Freq.	Test Mode	SAR Value (W/kg)		Power Drift (±5%)	Conducted power (dBm)	Tune-up power (dBm)	Scaled SAR 1g (W/Kg)	Date	Plot
			1-g	10-g						
1RB										

Left Cheek	26365/1882.5	20M QPSK(1,49)	0.160	0.104	0.89	23.02	23.50	0.179	2025/1/19	#29
Left Tilt 15 Degree	26365/1882.5	20M QPSK(1,49)	0.090	0.056	-2.69	23.02	23.50	0.101	2025/1/19	
Right Cheek	26365/1882.5	20M QPSK(1,49)	0.144	0.092	-1.16	23.02	23.50	0.161	2025/1/19	
Right Tilt 15 Degree	26365/1882.5	20M QPSK(1,49)	0.066	0.042	-3.23	23.02	23.50	0.074	2025/1/19	
50%RB										
Left Cheek	26365/1882.5	20M QPSK(25,0)	0.082	0.053	-2.02	22.12	22.50	0.089	2025/1/19	
Left Tilt 15 Degree	26365/1882.5	20M QPSK(25,0)	0.049	0.029	-1.83	22.12	22.50	0.053	2025/1/19	
Right Cheek	26365/1882.5	20M QPSK(25,0)	0.072	0.051	-1.03	22.12	22.50	0.079	2025/1/19	
Right Tilt 15 Degree	26365/1882.5	20M QPSK(25,0)	0.039	0.022	-3.62	22.12	22.50	0.043	2025/1/19	

NOTE: Head SAR test results of LTE Band 25

Test Position of Body-Worn with 10mm	Test channel /Freq.	Test Mode	SAR Value (W/kg)		Power Drift (±5%)	Conducted power (dBm)	Tune-up power (dBm)	Scaled SAR 1g (W/Kg)	Date	Plot
			1-g	10-g						
1RB										
Front Side	26365/1882.5	20M QPSK(1,49)	0.135	0.075	1.55	23.02	23.50	0.151	2025/1/19	
Back Side	26365/1882.5	20M QPSK(1,49)	0.418	0.238	-0.47	23.02	23.50	0.467	2025/1/19	#30
50%RB										
Front Side	26365/1882.5	20M QPSK(25,0)	0.069	0.045	3.07	22.12	22.50	0.075	2025/1/19	
Back Side	26365/1882.5	20M QPSK(25,0)	0.215	0.125	-3.00	22.12	22.50	0.235	2025/1/19	

NOTE: Body-Worn SAR test results of LTE Band 25

Test	Test channel	Test Mode	SAR Value	Power	Conducted	Tune-up	Scaled	Date	Plot

Position of Hotspot with 10mm	/Freq.		(W/kg)		Drift (±5%)	power (dBm)	power (dBm)	SAR 1g (W/Kg)		
			1-g	10-g						
1RB										
Front Side	26365/1882.5	20M QPSK(1,49)	0.135	0.075	1.55	23.02	23.50	0.151	2025/1/19	
Back Side	26365/1882.5	20M QPSK(1,49)	0.418	0.238	-0.47	23.02	23.50	0.467	2025/1/19	#30
Left Side	26365/1882.5	20M QPSK(1,49)	0.180	0.102	2.73	23.02	23.50	0.201	2025/1/19	
Right Side	26365/1882.5	20M QPSK(1,49)	0.023	0.013	2.94	23.02	23.50	0.026	2025/1/19	
Bottom Side	26365/1882.5	20M QPSK(1,49)	0.225	0.122	-3.22	23.02	23.50	0.251	2025/1/19	
50%RB										
Front Side	26365/1882.5	20M QPSK(25,0)	0.069	0.045	3.07	22.12	22.50	0.075	2025/1/19	
Back Side	26365/1882.5	20M QPSK(25,0)	0.215	0.125	-3.00	22.12	22.50	0.235	2025/1/19	
Left Side	26365/1882.5	20M QPSK(25,0)	0.106	0.053	1.60	22.12	22.50	0.116	2025/1/19	
Right Side	26365/1882.5	20M QPSK(25,0)	0.013	0.007	3.67	22.12	22.50	0.014	2025/1/19	
Bottom Side	26365/1882.5	20M QPSK(25,0)	0.127	0.070	-2.18	22.12	22.50	0.139	2025/1/19	

NOTE: Hotspot SAR test results of LTE Band 25

10.1.13. SAR measurement Result of LTE Band 26a

Test Position of Head	Test channel /Freq.	Test Mode	SAR Value (W/kg)		Power Drift (±5%)	Conducted power (dBm)	Tune-up power (dBm)	Scaled SAR 1g (W/Kg)	Date	Plot
			1-g	10-g						
1RB										
Left Cheek	26740/819	10M QPSK(1,0)	0.054	0.039	-2.66	22.88	23.00	0.056	2025/1/16	#31
Left Tilt 15	26740/819	10M QPSK(1,0)	0.028	0.019	-1.39	22.88	23.00	0.029	2025/1/16	

Degree										
Right Cheek	26740/819	10M QPSK(1,0)	0.049	0.035	0.96	22.88	23.00	0.050	2025/1/16	
Right Tilt 15 Degree	26740/819	10M QPSK(1,0)	0.025	0.017	-3.70	22.88	23.00	0.026	2025/1/16	
50%RB										
Left Cheek	26740/819	10M QPSK(25,24)	0.030	0.021	1.31	21.75	22.00	0.032	2025/1/16	
Left Tilt 15 Degree	26740/819	10M QPSK(25,24)	0.015	0.010	4.44	21.75	22.00	0.016	2025/1/16	
Right Cheek	26740/819	10M QPSK(25,24)	0.029	0.018	-3.68	21.75	22.00	0.031	2025/1/16	
Right Tilt 15 Degree	26740/819	10M QPSK(25,24)	0.014	0.009	4.06	21.75	22.00	0.015	2025/1/16	

NOTE: Head SAR test results of LTE Band 26a

Test Position of Body-Worn with 10mm	Test channel /Freq.	Test Mode	SAR Value (W/kg)		Power Drift (±5%)	Conducted power (dBm)	Tune-up power (dBm)	Scaled SAR 1g (W/Kg)	Date	Plot
			1-g	10-g						
1RB										
Front Side	26740/819	10M QPSK(1,0)	0.072	0.043	-2.33	22.88	23.00	0.074	2025/1/16	
Back Side	26740/819	10M QPSK(1,0)	0.109	0.066	1.94	22.88	23.00	0.112	2025/1/16	#32
50%RB										
Front Side	26740/819	10M QPSK(25,24)	0.038	0.022	3.82	21.75	22.00	0.040	2025/1/16	
Back Side	26740/819	10M QPSK(25,24)	0.061	0.039	3.30	21.75	22.00	0.065	2025/1/16	

NOTE: Body-Worn SAR test results of LTE Band 26a

Test Position of Hotspot with	Test channel /Freq.	Test Mode	SAR Value (W/kg)		Power Drift (±5%)	Conducted power (dBm)	Tune-up power (dBm)	Scaled SAR 1g (W/Kg)	Date	Plot
			1-g	10-g						

10mm										
1RB										
Front Side	26740/819	10M QPSK(1,0)	0.072	0.043	-2.33	22.88	23.00	0.074	2025/1/16	
Back Side	26740/819	10M QPSK(1,0)	0.109	0.066	1.94	22.88	23.00	0.112	2025/1/16	#32
Left Side	26740/819	10M QPSK(1,0)	0.052	0.030	-3.71	22.88	23.00	0.053	2025/1/16	
Right Side	26740/819	10M QPSK(1,0)	0.039	0.023	1.72	22.88	23.00	0.040	2025/1/16	
Bottom Side	26740/819	10M QPSK(1,0)	0.077	0.046	2.34	22.88	23.00	0.079	2025/1/16	
50%RB										
Front Side	26740/819	10M QPSK(25,24)	0.038	0.022	3.82	21.75	22.00	0.040	2025/1/16	
Back Side	26740/819	10M QPSK(25,24)	0.061	0.039	3.30	21.75	22.00	0.065	2025/1/16	
Left Side	26740/819	10M QPSK(25,24)	0.027	0.018	-0.05	21.75	22.00	0.029	2025/1/16	
Right Side	26740/819	10M QPSK(25,24)	0.021	0.014	-2.39	21.75	22.00	0.022	2025/1/16	
Bottom Side	26740/819	10M QPSK(25,24)	0.039	0.026	-3.74	21.75	22.00	0.041	2025/1/16	

NOTE: Hotspot SAR test results of LTE Band 26a

10.1.14. SAR measurement Result of LTE Band 26b

Test Position of Head	Test channel /Freq.	Test Mode	SAR Value (W/kg)		Power Drift (±5%)	Conducted power (dBm)	Tune-up power (dBm)	Scaled SAR 1g (W/Kg)	Date	Plot
			1-g	10-g						
1RB										
Left Cheek	26915/836.5	15M QPSK(1,37)	0.045	0.035	-4.95	22.45	22.50	0.046	2025/1/16	#33
Left Tilt 15 Degree	26915/836.5	15M QPSK(1,37)	0.023	0.017	-2.42	22.45	22.50	0.023	2025/1/16	
Right Cheek	26915/836.5	15M QPSK(1,37)	0.041	0.032	-0.38	22.45	22.50	0.041	2025/1/16	
Right	26915/836.5	15M	0.019	0.017	-2.44	22.45	22.50	0.019	2025/1/16	

Tilt 15 Degree		QPSK(1,37)								
50%RB										
Left Cheek	26915/836.5	15M QPSK(36,0)	0.025	0.019	4.37	21.99	22.00	0.025	2025/1/16	
Left Tilt 15 Degree	26915/836.5	15M QPSK(36,0)	0.013	0.009	-1.61	21.99	22.00	0.013	2025/1/16	
Right Cheek	26915/836.5	15M QPSK(36,0)	0.022	0.018	1.74	21.99	22.00	0.022	2025/1/16	
Right Tilt 15 Degree	26915/836.5	15M QPSK(36,0)	0.010	0.009	0.88	21.99	22.00	0.010	2025/1/16	

NOTE: Head SAR test results of LTE Band 26b

Test Position of Body-Worn with 10mm	Test channel /Freq.	Test Mode	SAR Value (W/kg)		Power Drift (±5%)	Conducted power (dBm)	Tune-up power (dBm)	Scaled SAR 1g (W/Kg)	Date	Plot
			1-g	10-g						
1RB										
Front Side	26915/836.5	15M QPSK(1,37)	0.055	0.037	-2.58	22.45	22.50	0.056	2025/1/16	
Back Side	26915/836.5	15M QPSK(1,37)	0.090	0.062	2.65	22.45	22.50	0.091	2025/1/16	#34
50%RB										
Front Side	26915/836.5	15M QPSK(36,0)	0.028	0.022	1.17	21.99	22.00	0.028	2025/1/16	
Back Side	26915/836.5	15M QPSK(36,0)	0.051	0.035	0.46	21.99	22.00	0.051	2025/1/16	

NOTE: Body-Worn SAR test results of LTE Band 26b

Test Position of Hotspot with 10mm	Test channel /Freq.	Test Mode	SAR Value (W/kg)		Power Drift (±5%)	Conducted power (dBm)	Tune-up power (dBm)	Scaled SAR 1g (W/Kg)	Date	Plot
			1-g	10-g						
1RB										
Front Side	26915/836.5	15M QPSK(1,37)	0.055	0.037	-2.58	22.45	22.50	0.056	2025/1/16	

Back Side	26915/836.5	15M QPSK(1,37)	0.090	0.062	2.65	22.45	22.50	0.091	2025/1/16	#34
Left Side	26915/836.5	15M QPSK(1,37)	0.040	0.026	-1.34	22.45	22.50	0.040	2025/1/16	
Right Side	26915/836.5	15M QPSK(1,37)	0.027	0.018	-3.93	22.45	22.50	0.027	2025/1/16	
Bottom Side	26915/836.5	15M QPSK(1,37)	0.050	0.034	0.17	22.45	22.50	0.051	2025/1/16	
50%RB										
Front Side	26915/836.5	15M QPSK(36,0)	0.028	0.022	1.17	21.99	22.00	0.028	2025/1/16	
Back Side	26915/836.5	15M QPSK(36,0)	0.051	0.035	0.46	21.99	22.00	0.051	2025/1/16	
Left Side	26915/836.5	15M QPSK(36,0)	0.022	0.015	-2.32	21.99	22.00	0.022	2025/1/16	
Right Side	26915/836.5	15M QPSK(36,0)	0.015	0.010	-4.78	21.99	22.00	0.015	2025/1/16	
Bottom Side	26915/836.5	15M QPSK(36,0)	0.026	0.020	-4.17	21.99	22.00	0.026	2025/1/16	

NOTE: Hotspot SAR test results of LTE Band 26b

10.1.15. SAR measurement Result of LTE Band 66

Test Position of Head	Test channel /Freq.	Test Mode	SAR Value (W/kg)		Power Drift (±5%)	Conducted power (dBm)	Tune-up power (dBm)	Scaled SAR 1g (W/Kg)	Date	Plot
			1-g	10-g						
1RB										
Left Cheek	132322/1745	20M QPSK(1,49)	0.155	0.102	3.22	23.40	23.50	0.159	2025/1/18	#35
Left Tilt 15 Degree	132322/1745	20M QPSK(1,49)	0.091	0.059	2.31	23.40	23.50	0.093	2025/1/18	
Right Cheek	132322/1745	20M QPSK(1,49)	0.138	0.089	0.87	23.40	23.50	0.141	2025/1/18	
Right Tilt 15 Degree	132322/1745	20M QPSK(1,49)	0.067	0.042	2.86	23.40	23.50	0.069	2025/1/18	
50%RB										

Left Cheek	132322/1745	20M QPSK(50,24)	0.087	0.055	0.03	22.38	23.00	0.100	2025/1/18	
Left Tilt 15 Degree	132322/1745	20M QPSK(50,24)	0.049	0.034	-4.08	22.38	23.00	0.057	2025/1/18	
Right Cheek	132322/1745	20M QPSK(50,24)	0.076	0.050	-0.34	22.38	23.00	0.088	2025/1/18	
Right Tilt 15 Degree	132322/1745	20M QPSK(50,24)	0.038	0.022	0.99	22.38	23.00	0.044	2025/1/18	

NOTE: Head SAR test results of LTE Band 66

Test Position of Body-Worn with 10mm	Test channel /Freq.	Test Mode	SAR Value (W/kg)		Power Drift (±5%)	Conducted power (dBm)	Tune-up power (dBm)	Scaled SAR 1g (W/Kg)	Date	Plot
			1-g	10-g						
1RB										
Front Side	132322/1745	20M QPSK(1,49)	0.264	0.153	2.02	23.40	23.50	0.270	2025/1/18	
Back Side	132322/1745	20M QPSK(1,49)	0.874	0.511	-1.24	23.40	23.50	0.894	2025/1/18	#36
Back Side	132072/1720	20M QPSK(1,49)	0.821	0.490	-0.96	23.48	23.50	0.825	2025/1/18	
Back Side	132572/1770	20M QPSK(50,24)	0.818	0.478	-0.32	23.26	23.50	0.864	2025/1/18	
BackSide Repeated	132322/1745	20M QPSK(50,24)	0.870	0.506	-4.66	23.40	23.50	0.890	2025/1/18	
50%RB										
Front Side	132322/1745	20M QPSK(50,24)	0.157	0.083	1.27	22.38	23.00	0.181	2025/1/18	
Back Side	132322/1745	20M QPSK(50,24)	0.498	0.264	-0.74	22.38	23.00	0.574	2025/1/18	
100%RB										
Back Side	132322/1745	20M QPSK(100,0)	0.425	0.268	-3.96	22.29	23.00	0.500	2025/1/18	

NOTE: Body-Worn SAR test results of LTE Band 66

Test Position of	Test channel /Freq.	Test Mode	SAR Value (W/kg)		Power Drift (±5%)	Conducted power (dBm)	Tune-up power (dBm)	Scaled SAR 1g	Date	Plot
			1-g	10-g						

Hotspot with 10mm								(W/Kg)		
1RB										
Front Side	132322/1745	20M QPSK(1,49)	0.264	0.153	2.02	23.40	23.50	0.270	2025/1/18	
Back Side	132322/1745	20M QPSK(1,49)	0.874	0.511	-1.24	23.40	23.50	0.894	2025/1/18	#36
Left Side	132322/1745	20M QPSK(1,49)	0.352	0.204	-3.08	23.40	23.50	0.360	2025/1/18	
Right Side	132322/1745	20M QPSK(1,49)	0.044	0.025	-2.38	23.40	23.50	0.045	2025/1/18	
Bottom Side	132322/1745	20M QPSK(1,49)	0.440	0.252	-3.52	23.40	23.50	0.450	2025/1/18	
Back Side	132072/1720	20M QPSK(1,49)	0.821	0.490	-0.96	23.48	23.50	0.825	2025/1/18	
Back Side	132572/1770	20M QPSK(50,24)	0.818	0.478	-0.32	23.26	23.50	0.864	2025/1/18	
BackSide Repeated	132322/1745	20M QPSK(50,24)	0.870	0.506	-4.66	23.40	23.50	0.890	2025/1/18	
50%RB										
Front Side	132322/1745	20M QPSK(50,24)	0.157	0.083	1.27	22.38	23.00	0.181	2025/1/18	
Back Side	132322/1745	20M QPSK(50,24)	0.498	0.264	-0.74	22.38	23.00	0.574	2025/1/18	
Left Side	132322/1745	20M QPSK(50,24)	0.191	0.116	1.20	22.38	23.00	0.220	2025/1/18	
Right Side	132322/1745	20M QPSK(50,24)	0.026	0.015	0.00	22.38	23.00	0.030	2025/1/18	
Bottom Side	132322/1745	20M QPSK(50,24)	0.220	0.130	2.24	22.38	23.00	0.254	2025/1/18	
100%RB										
Back Side	132322/1745	20M QPSK(100,0)	0.425	0.268	-3.96	22.29	23.00	0.500	2025/1/18	

NOTE: Hotspot SAR test results of LTE Band 66

10.1.16. SAR measurement Result of NR 78

Test Position of Head	Test channel /Freq.	Test Mode	SAR Value (W/kg)		Power Drift (±5%)	Conducted power (dBm)	Tune-up power (dBm)	Scaled SAR 1g	Date	Plot
			1-g	10-g						

								(W/Kg)		
1RB										
Left Cheek	636666/3549.99	30kHz 100M QPSK(1,1)	0.455	0.205	-0.11	24.22	24.50	0.485	2025/1/11	#37
Left Tilt 15 Degree	636666/3549.99	30kHz 100M QPSK(1,1)	0.266	0.119	2.33	24.22	24.50	0.284	2025/1/11	
Right Cheek	636666/3549.99	30kHz 100M QPSK(1,1)	0.430	0.184	1.48	24.22	24.50	0.459	2025/1/11	
Right Tilt 15 Degree	636666/3549.99	30kHz 100M QPSK(1,1)	0.222	0.097	1.74	24.22	24.50	0.237	2025/1/11	
50%RB										
Left Cheek	636666/3549.99	30kHz 100M QPSK(135,67)	0.262	0.111	-2.31	24.48	24.50	0.263	2025/1/11	
Left Tilt 15 Degree	636666/3549.99	30kHz 100M QPSK(135,67)	0.135	0.067	1.58	24.48	24.50	0.136	2025/1/11	
Right Cheek	636666/3549.99	30kHz 100M QPSK(135,67)	0.250	0.103	0.88	24.48	24.50	0.251	2025/1/11	
Right Tilt 15 Degree	636666/3549.99	30kHz 100M QPSK(135,67)	0.123	0.055	-0.17	24.48	24.50	0.124	2025/1/11	

NOTE: Head SAR test results of NR n78

Test Position of Body-Worn with 10mm	Test channel /Freq.	Test Mode	SAR Value (W/kg)		Power Drift (±5%)	Conducted power (dBm)	Tune-up power (dBm)	Scaled SAR 1g (W/Kg)	Date	Plot
			1-g	10-g						
1RB										
Front Side	636666/3549.99	30kHz 100M QPSK(1,1)	0.105	0.055	-3.69	24.22	24.50	0.112	2025/1/11	
Back Side	636666/3549.99	30kHz 100M QPSK(1,1)	0.068	0.036	0.07	24.22	24.50	0.073	2025/1/11	
50%RB										
Front Side	636666/3549.99	30kHz 100M QPSK(135,67)	0.053	0.029	-0.52	24.48	24.50	0.053	2025/1/11	
Back Side	636666/3549.99	30kHz 100M QPSK(135,67)	0.035	0.022	1.02	24.48	24.50	0.035	2025/1/11	

NOTE: Body-Worn SAR test results of NR n78

Test Position of Hotspot with 10mm	Test channel /Freq.	Mode	SAR Value (W/kg)		Power Drift(%)	Conducted Power (dBm)	Tune-up Power (dBm)	Scaled SAR 1-g (W/Kg)	Date	Plot
			1-g	10-g						
1RB										
Front Side	636666/3549.99	30kHz 100M QPSK(1,1)	0.105	0.055	-3.69	24.22	24.50	0.112	2025/1/11	
Back Side	636666/3549.99	30kHz 100M QPSK(1,1)	0.068	0.036	0.07	24.22	24.50	0.073	2025/1/11	
Left Side	636666/3549.99	30kHz 100M QPSK(1,1)	0.146	0.080	-4.81	24.22	24.50	0.156	2025/1/11	#38
Right Side	636666/3549.99	30kHz 100M QPSK(1,1)	0.015	0.013	1.93	24.22	24.50	0.016	2025/1/11	
Top Side	636666/3549.99	30kHz 100M QPSK(1,1)	0.086	0.045	1.70	24.22	24.50	0.092	2025/1/11	
50%RB										
Front Side	636666/3549.99	30kHz 100M QPSK(135,67)	0.053	0.029	-0.52	24.48	24.50	0.053	2025/1/11	
Back Side	636666/3549.99	30kHz 100M QPSK(135,67)	0.035	0.022	1.02	24.48	24.50	0.035	2025/1/11	
Left Side	636666/3549.99	30kHz 100M QPSK(135,67)	0.081	0.041	4.46	24.48	24.50	0.081	2025/1/11	
Right Side	636666/3549.99	30kHz 100M QPSK(135,67)	0.008	0.007	2.44	24.48	24.50	0.008	2025/1/11	
Top Side	636666/3549.99	30kHz 100M QPSK(135,67)	0.045	0.024	3.38	24.48	24.50	0.045	2025/1/11	

NOTE: Hotspot SAR test results of NR n78

10.1.17. SAR measurement Result of WLAN2.4G

Ant1

Test Position of Head	Test channel /Freq.	Test Mode	SAR Value (W/kg)		Power Drift (±5%)	Conducted power (dBm)	Tune-up power (dBm)	Scaled SAR 1g (W/Kg)	Date	Plot
			1-g	10-g						
Left Cheek	6/2437	802.11b	0.072	0.034	0.61	13.99	14.50	0.081	2025/1/13	#15
Left Tilt 15 Degree	6/2437	802.11b	0.037	0.017	-2.68	13.99	14.50	0.042	2025/1/13	
Right Cheek	6/2437	802.11b	0.063	0.029	-2.86	13.99	14.50	0.071	2025/1/13	
Right Tilt 15 Degree	6/2437	802.11b	0.029	0.013	-1.73	13.99	14.50	0.033	2025/1/13	

NOTE: Head SAR test results of Ant 1 WLAN2.4G

Test Position of Body-Worn with 10mm	Test channel /Freq.	Test Mode	SAR Value (W/kg)		Power Drift (±5%)	Conducted power (dBm)	Tune-up power (dBm)	Scaled SAR 1g (W/Kg)	Date	Plot
			1-g	10-g						
Front Side	6/2437	802.11b	0.042	0.023	-2.50	13.99	14.50	0.047	2025/1/13	#16
Back Side	6/2437	802.11b	0.016	0.014	-0.80	13.99	14.50	0.018	2025/1/13	

NOTE: Body-worn SAR test results of Ant 1 WLAN2.4G

Test Position of Hotspot with 10mm	Test channel /Freq.	Test Mode	SAR Value (W/kg)		Power Drift (±5%)	Conducted power (dBm)	Tune-up power (dBm)	Scaled SAR 1g (W/Kg)	Date	Plot
			1-g	10-g						
Front Side	6/2437	802.11b	0.042	0.023	-2.50	13.99	14.50	0.047	2025/1/13	#16
Back Side	6/2437	802.11b	0.016	0.014	-0.80	13.99	14.50	0.018	2025/1/13	
Right Side	6/2437	802.11b	0.021	0.012	-3.27	13.99	14.50	0.024	2025/1/13	
Top Side	6/2437	802.11b	0.039	0.022	1.28	13.99	14.50	0.044	2025/1/13	

NOTE: Hotspot SAR test results of Ant 1 WLAN2.4G

Ant2

Test Position of Head	Test channel /Freq.	Test Mode	SAR Value (W/kg)		Power Drift (±5%)	Conducted power (dBm)	Tune-up power (dBm)	Scaled SAR 1g (W/Kg)	Date	Plot
			1-g	10-g						
Left Cheek	6/2437	802.11b	0.107	0.060	-2.23	14.98	15.00	0.107	2025/1/13	
Left Tilt 15 Degree	6/2437	802.11b	0.058	0.032	1.87	14.98	15.00	0.058	2025/1/13	
Right Cheek	6/2437	802.11b	0.098	0.054	0.46	14.98	15.00	0.098	2025/1/13	
Right Tilt 15 Degree	6/2437	802.11b	0.050	0.027	2.15	14.98	15.00	0.050	2025/1/13	

NOTE: Head SAR test results of Ant 2 WLAN2.4G

Test Position of Body-Worn with 10mm	Test channel /Freq.	Test Mode	SAR Value (W/kg)		Power Drift (±5%)	Conducted power (dBm)	Tune-up power (dBm)	Scaled SAR 1g (W/Kg)	Date	Plot
			1-g	10-g						
Front Side	6/2437	802.11b	0.036	0.023	-1.37	14.98	15.00	0.036	2025/1/13	
Back Side	6/2437	802.11b	0.028	0.017	-0.92	14.98	15.00	0.028	2025/1/13	

NOTE: Body-worn SAR test results of Ant 2 WLAN2.4G

Test Position of Hotspot with 10mm	Test channel /Freq.	Test Mode	SAR Value (W/kg)		Power Drift (±5%)	Conducted power (dBm)	Tune-up power (dBm)	Scaled SAR 1g (W/Kg)	Date	Plot
			1-g	10-g						
Front Side	6/2437	802.11b	0.036	0.023	-1.37	14.98	15.00	0.036	2025/1/13	
Back Side	6/2437	802.11b	0.028	0.017	-0.92	14.98	15.00	0.028	2025/1/13	
Right Side	6/2437	802.11b	0.015	0.013	4.00	14.98	15.00	0.015	2025/1/13	
Top Side	6/2437	802.11b	0.049	0.031	1.35	14.98	15.00	0.049	2025/1/13	

NOTE: Hotspot SAR test results of Ant 2 WLAN2.4G

MIMO

Test Position of Head	Test channel /Freq.	Test Mode	SAR Value (W/kg)		Power Drift (±5%)	Conducted power (dBm)	Tune-up power (dBm)	Scaled SAR 1g (W/Kg)	Date	Plot
			1-g	10-g						
Left Cheek	6/2437	802.11n HT40	0.153	0.084	-1.64	16.87	15.00	0.099	2025/1/13	
Left Tilt 15 Degree	6/2437	802.11n HT40	0.089	0.047	3.52	16.87	15.00	0.058	2025/1/13	
Right Cheek	6/2437	802.11n HT40	0.137	0.073	-2.37	16.87	15.00	0.089	2025/1/13	
Right Tilt 15 Degree	6/2437	802.11n HT40	0.070	0.038	0.78	16.87	15.00	0.046	2025/1/13	

NOTE: Head SAR test results of MIMO WLAN2.4G

Test Position of Body-Worn with 10mm	Test channel /Freq.	Test Mode	SAR Value (W/kg)		Power Drift (±5%)	Conducted power (dBm)	Tune-up power (dBm)	Scaled SAR 1g (W/Kg)	Date	Plot
			1-g	10-g						
Front Side	6/2437	802.11n HT40	0.054	0.034	-2.32	16.87	15.00	0.035	2025/1/13	
Back Side	6/2437	802.11n HT40	0.036	0.023	-1.45	16.87	15.00	0.023	2025/1/13	

NOTE: Body-worn SAR test results of MIMO WLAN2.4G

Test Position of Hotspot with 10mm	Test channel /Freq.	Test Mode	SAR Value (W/kg)		Power Drift (±5%)	Conducted power (dBm)	Tune-up power (dBm)	Scaled SAR 1g (W/Kg)	Date	Plot
			1-g	10-g						
Front Side	6/2437	802.11n HT40	0.054	0.034	-2.32	16.87	15.00	0.035	2025/1/13	
Back Side	6/2437	802.11n HT40	0.036	0.023	-1.45	16.87	15.00	0.023	2025/1/13	
Right	6/2437	802.11n	0.024	0.015	-1.92	16.87	15.00	0.016	2025/1/13	

Side		HT40								
Top Side	6/2437	802.11n HT40	0.055	0.035	0.18	16.87	15.00	0.036	2025/1/13	

NOTE: Hotspot SAR test results of MIMO WLAN2.4G

10.1.18. SAR measurement Result of WLAN5.2G

Ant1

Test Position of Head	Test channel /Freq.	Mode	SAR Value (W/kg)		Power Drift(%)	Conducted Power (dBm)	Tune-up Power (dBm)	Scaled SAR 1-g (W/Kg)	Date	Plot
			1-g	10-g						
Left Cheek	40/5200	802.11ax HT20	0.158	0.098	-3.46	12.27	13.00	0.187	2025/1/10	#11
Left Tilt 15 Degree	40/5200	802.11ax HT20	0.079	0.049	-1.16	12.27	13.00	0.093	2025/1/10	
Right Cheek	40/5200	802.11ax HT20	0.141	0.087	-2.97	12.27	13.00	0.167	2025/1/10	
Right Tilt 15 Degree	40/5200	802.11ax HT20	0.072	0.043	1.81	12.27	13.00	0.085	2025/1/10	

NOTE: Head SAR test results of Ant1 WLAN5.2G

Test Position of Body-Worn with 10mm	Test channel /Freq.	Mode	SAR Value (W/kg)		Power Drift(%)	Conducted Power (dBm)	Tune-up Power (dBm)	Scaled SAR 1-g (W/Kg)	Date	Plot
			1-g	10-g						
Front Side	40/5200	802.11ax HT20	0.054	0.045	3.14	12.27	13.00	0.064	2025/1/10	
Back Side	40/5200	802.11ax HT20	0.036	0.029	-1.57	12.27	13.00	0.043	2025/1/10	

NOTE: Body-worn SAR test results of Ant1 WLAN5.2G

Test Position of Hotspot with 10mm	Test channel /Freq.	Mode	SAR Value (W/kg)		Power Drift(%)	Conducted Power (dBm)	Tune-up Power (dBm)	Scaled SAR 1-g (W/Kg)	Date	Plot
			1-g	10-g						

Front Side	40/5200	802.11ax HT20	0.054	0.045	3.14	12.27	13.00	0.064	2025/1/10	
Back Side	40/5200	802.11ax HT20	0.036	0.029	-1.57	12.27	13.00	0.043	2025/1/10	
Right Side	40/5200	802.11ax HT20	0.039	0.033	-3.26	12.27	13.00	0.046	2025/1/10	
Top Side	40/5200	802.11ax HT20	0.086	0.073	-1.92	12.27	13.00	0.102	2025/1/10	#13

NOTE: Hotspot SAR test results of Ant1WLAN5.2G

Ant2

Test Position of Head	Test channel /Freq.	Mode	SAR Value (W/kg)		Power Drift(%)	Conducted Power (dBm)	Tune-up Power (dBm)	Scaled SAR 1-g (W/Kg)	Date	Plot
			1-g	10-g						
Left Cheek	48/5240	802.11ax HT20	0.173	0.082	-4.14	15.09	15.50	0.190	2025/3/04	
Left Tilt 15 Degree	48/5240	802.11ax HT20	0.097	0.044	1.75	15.09	15.50	0.107	2025/3/04	
Right Cheek	48/5240	802.11ax HT20	0.149	0.069	-0.80	15.09	15.50	0.164	2025/3/04	
Right Tilt 15 Degree	48/5240	802.11ax HT20	0.080	0.038	0.08	15.09	15.50	0.088	2025/3/04	

NOTE: Head SAR test results of Ant2 WLAN5.2G

Test Position of Body-Worn with 10mm	Test channel /Freq.	Mode	SAR Value (W/kg)		Power Drift(%)	Conducted Power (dBm)	Tune-up Power (dBm)	Scaled SAR 1-g (W/Kg)	Date	Plot
			1-g	10-g						
Front Side	48/5240	802.11ax HT20	0.074	0.038	0.22	15.09	15.50	0.081	2025/3/04	
Back Side	48/5240	802.11ax HT20	0.120	0.061	2.31	15.09	15.50	0.132	2025/3/04	

NOTE: Body-worn SAR test results of Ant2 WLAN5.2G

Test Position of	Test channel /Freq.	Mode	SAR Value (W/kg)		Power Drift(%)	Conducted Power (dBm)	Tune-up Power (dBm)	Scaled SAR 1-g	Date	Plot
			1-g	10-g						

Hotspot with 10mm								(W/Kg)		
Front Side	48/5240	802.11ax HT20	0.074	0.038	0.22	15.09	15.50	0.081	2025/3/04	
Back Side	48/5240	802.11ax HT20	0.120	0.061	2.31	15.09	15.50	0.132	2025/3/04	
Right Side	48/5240	802.11ax HT20	0.132	0.066	-2.81	15.09	15.50	0.145	2025/3/04	
Top Side	48/5240	802.11ax HT20	0.195	0.103	-0.09	15.09	15.50	0.214	2025/3/04	

NOTE: Hotspot SAR test results of Ant2 WLAN5.2G

MMO

Test Position of Head	Test channel /Freq.	Mode	SAR Value (W/kg)		Power Drift(%)	Conducted Power (dBm)	Tune-up Power (dBm)	Scaled SAR 1-g (W/Kg)	Date	Plot
			1-g	10-g						
Left Cheek	46/5230	802.11ac VHT40	0.158	0.082	0.04	14.69	15.00	0.170	2025/3/04	
Left Tilt 15 Degree	46/5230	802.11ac VHT40	0.083	0.043	0.87	14.69	15.00	0.089	2025/3/04	
Right Cheek	46/5230	802.11ac VHT40	0.138	0.069	3.67	14.69	15.00	0.148	2025/3/04	
Right Tilt 15 Degree	46/5230	802.11ac VHT40	0.064	0.032	-0.02	14.69	15.00	0.069	2025/3/04	

NOTE: Head SAR test results of MIMO WLAN5.2G

Test Position of Body-Worn with 10mm	Test channel /Freq.	Mode	SAR Value (W/kg)		Power Drift(%)	Conducted Power (dBm)	Tune-up Power (dBm)	Scaled SAR 1-g (W/Kg)	Date	Plot
			1-g	10-g						
Front Side	46/5230	802.11ac VHT40	0.081	0.042	-2.07	14.69	15.00	0.087	2025/3/04	
Back Side	46/5230	802.11ac VHT40	0.126	0.064	-3.32	14.69	15.00	0.135	2025/3/04	

NOTE: Body-worn SAR test results of MIMO WLAN5.2G

Test Position of Hotspot with 10mm	Test channel /Freq.	Mode	SAR Value (W/kg)		Power Drift(%)	Conducted Power (dBm)	Tune-up Power (dBm)	Scaled SAR 1-g (W/Kg)	Date	Plot
			1-g	10-g						
Front Side	46/5230	802.11ac VHT40	0.081	0.042	-2.07	14.69	15.00	0.087	2025/3/04	
Back Side	46/5230	802.11ac VHT40	0.126	0.064	-3.32	14.69	15.00	0.135	2025/3/04	
Right Side	46/5230	802.11ac VHT40	0.126	0.064	2.80	14.69	15.00	0.135	2025/3/04	
Top Side	46/5230	802.11ac VHT40	0.200	0.105	-0.75	14.69	15.00	0.215	2025/3/04	

NOTE: Hotspot SAR test results of MIMO WLAN5.2G

10.1.19. SAR measurement Result of WLAN5.8G

Ant1

Test Position of Head	Test channel /Freq.	Mode	SAR Value (W/kg)		Power Drift(%)	Conducted Power (dBm)	Tune-up Power (dBm)	Scaled SAR 1-g (W/Kg)	Date	Plot
			1-g	10-g						
Left Cheek	157/5785	802.11a	0.417	0.200	-1.85	11.39	12.00	0.480	2025/1/09	#12
Left Tilt 15 Degree	157/5785	802.11a	0.230	0.109	0.07	11.39	12.00	0.265	2025/1/09	
Right Cheek	157/5785	802.11a	0.391	0.184	3.61	11.39	12.00	0.450	2025/1/09	
Right Tilt 15 Degree	157/5785	802.11a	0.200	0.094	-1.76	11.39	12.00	0.230	2025/1/09	

NOTE: Head SAR test results of Ant1 WLAN5.8G

Test Position of Body-Worn with 10mm	Test channel /Freq.	Mode	SAR Value (W/kg)		Power Drift(%)	Conducted Power (dBm)	Tune-up Power (dBm)	Scaled SAR 1-g (W/Kg)	Date	Plot
			1-g	10-g						
Front Side	157/5785	802.11a	0.216	0.106	-2.31	11.39	12.00	0.249	2025/1/09	

Back Side	157/5785	802.11a	0.136	0.066	-3.10	11.39	12.00	0.157	2025/1/09	

NOTE: Body-worn SAR test results of Ant1 WLAN5.8G

Test Position of Hotspot with 10mm	Test channel /Freq.	Mode	SAR Value (W/kg)		Power Drift(%)	Conducted Power (dBm)	Tune-up Power (dBm)	Scaled SAR 1-g (W/Kg)	Date	Plot
			1-g	10-g						
Front Side	157/5785	802.11a	0.216	0.106	-2.31	11.39	12.00	0.249	2025/1/09	
Back Side	157/5785	802.11a	0.136	0.066	-3.10	11.39	12.00	0.157	2025/1/09	
Right Side	157/5785	802.11a	0.108	0.053	-3.26	11.39	12.00	0.124	2025/1/09	
Top Side	157/5785	802.11a	0.314	0.160	0.83	11.39	12.00	0.361	2025/1/09	#14

NOTE: Hotspot SAR test results of Ant1 WLAN5.8G

Ant2

Test Position of Head	Test channel /Freq.	Mode	SAR Value (W/kg)		Power Drift(%)	Conducted Power (dBm)	Tune-up Power (dBm)	Scaled SAR 1-g (W/Kg)	Date	Plot
			1-g	10-g						
Left Cheek	159/5795	802.11ax VHT40	0.192	0.091	4.24	15.09	15.50	0.211	2025/3/03	
Left Tilt 15 Degree	159/5795	802.11ax VHT40	0.098	0.045	-2.00	15.09	15.50	0.108	2025/3/03	
Right Cheek	159/5795	802.11ax VHT40	0.175	0.080	2.08	15.09	15.50	0.192	2025/3/03	
Right Tilt 15 Degree	159/5795	802.11ax VHT40	0.093	0.043	1.73	15.09	15.50	0.102	2025/3/03	

NOTE: Head SAR test results of Ant2 WLAN5.8G

Test Position of Body-Worn with 10mm	Test channel /Freq.	Mode	SAR Value (W/kg)		Power Drift(%)	Conducted Power (dBm)	Tune-up Power (dBm)	Scaled SAR 1-g (W/Kg)	Date	Plot
			1-g	10-g						

Front Side	159/5795	802.11ax VHT40	0.067	0.043	3.18	15.09	15.50	0.074	2025/3/03	
Back Side	159/5795	802.11ax VHT40	0.114	0.071	-1.36	15.09	15.50	0.125	2025/3/03	

NOTE: Body-worn SAR test results of Ant2 WLAN5.8G

Test Position of Hotspot with 10mm	Test channel /Freq.	Mode	SAR Value (W/kg)		Power Drift(%)	Conducted Power (dBm)	Tune-up Power (dBm)	Scaled SAR 1-g (W/Kg)	Date	Plot
			1-g	10-g						
Front Side	159/5795	802.11ax VHT40	0.067	0.043	3.18	15.09	15.50	0.074	2025/3/03	
Back Side	159/5795	802.11ax VHT40	0.114	0.071	-1.36	15.09	15.50	0.125	2025/3/03	
Right Side	159/5795	802.11ax VHT40	0.096	0.061	-0.31	15.09	15.50	0.106	2025/3/03	
Top Side	159/5795	802.11ax VHT40	0.147	0.096	-4.64	15.09	15.50	0.162	2025/3/03	

NOTE: Hotspot SAR test results of Ant2 WLAN5.8G

MIMO

Test Position of Head	Test channel /Freq.	Mode	SAR Value (W/kg)		Power Drift(%)	Conducted Power (dBm)	Tune-up Power (dBm)	Scaled SAR 1-g (W/Kg)	Date	Plot
			1-g	10-g						
Left Cheek	159/5795	802.11n HT40	0.286	0.127	-1.50	18.14	18.50	0.311	2025/3/03	
Left Tilt 15 Degree	159/5795	802.11n HT40	0.144	0.061	-1.88	18.14	18.50	0.156	2025/3/03	
Right Cheek	159/5795	802.11n HT40	0.247	0.106	3.80	18.14	18.50	0.268	2025/3/03	
Right Tilt 15 Degree	159/5795	802.11n HT40	0.125	0.056	0.16	18.14	18.50	0.136	2025/3/03	

NOTE: Head SAR test results of MIMO WLAN5.8G

Test	Test	Mode	SAR Value	Power	Conducted	Tune-up	Scaled	Date	Plot

Position of Body-Worn with 10mm	channel /Freq.		(W/kg)		Drift(%)	Power (dBm)	Power (dBm)	SAR 1-g (W/Kg)		
			1-g	10-g						
Front Side	159/5795	802.11n HT40	0.081	0.045	0.13	18.14	18.50	0.088	2025/3/03	
Back Side	159/5795	802.11n HT40	0.144	0.081	-0.33	18.14	18.50	0.156	2025/3/03	

NOTE: Body-worn SAR test results of MIMO WLAN5.8G

Test Position of Hotspot with 10mm	Test channel /Freq.	Mode	SAR Value (W/kg)		Power Drift(%)	Conducted Power (dBm)	Tune-up Power (dBm)	Scaled SAR 1-g (W/Kg)	Date	Plot
			1-g	10-g						
Front Side	159/5795	802.11n HT40	0.081	0.045	0.13	18.14	18.50	0.088	2025/3/03	
Back Side	159/5795	802.11n HT40	0.144	0.081	-0.33	18.14	18.50	0.156	2025/3/03	
Right Side	159/5795	802.11n HT40	0.144	0.078	1.92	18.14	18.50	0.156	2025/3/03	
Top Side	159/5795	802.11n HT40	0.224	0.126	-3.41	18.14	18.50	0.243	2025/3/03	

NOTE: Hotspot SAR test results of MIMO WLAN5.8G

10.2. Simultaneous Transmission Analysis

Per KDB 447498 D01, simultaneous transmission SAR is compliant if,

1) Scalar SAR summation < 1.6W/kg.

2) SPLSR = $(SAR_1 + SAR_2)^{1.5}$ / (min. separation distance, mm), and the peak separation distance is determined from the square root of $[(x_1-x_2)^2 + (y_1-y_2)^2 + (z_1-z_2)^2]$, where (x_1, y_1, z_1) and (x_2, y_2, z_2) are the coordinates of the extrapolated peak SAR locations in the zoom scan. If SPLSR ≤ 0.04, simultaneously transmission SAR measurement is not necessary.

Test Position		Scaled SAR_{MAX}		∑1-g SAR (W/Kg)	SPLSR	Remark
		WWAN	DTS			
Head	Left Cheek	0.485	0.107	0.592	N/A	N/A
	Left Tilt 15 Degree	0.284	0.058	0.342	N/A	N/A

	Right Cheek	0.459	0.098	0.557	N/A	N/A
	Right Tilt 15 Degree	0.237	0.050	0.287	N/A	N/A
Body-Worn	Front Side	0.637	0.047	0.684	N/A	N/A
	Back Side	0.988	0.028	1.016	N/A	N/A
Hotspot	Front Side	0.637	0.047	0.684	N/A	N/A
	Back Side	0.988	0.028	1.016	N/A	N/A
	Left Side	0.376	N/A	0.376	N/A	N/A
	Right Side	0.318	0.024	0.342	N/A	N/A
	Top Side	0.092	0.049	0.141	N/A	N/A
	Bottom Side	0.531	N/A	0.531	N/A	N/A

Test Position		Scaled SAR_{MAX}		∑1-g SAR (W/Kg)	SPLSR	Remark
		WWAN	NII			
Head	Left Cheek	0.485	0.480	0.965	N/A	N/A
	Left Tilt 15 Degree	0.284	0.265	0.549	N/A	N/A
	Right Cheek	0.459	0.450	0.909	N/A	N/A
	Right Tilt 15 Degree	0.237	0.230	0.467	N/A	N/A
Body-Worn	Front Side	0.637	0.249	0.886	N/A	N/A
	Back Side	0.988	0.157	1.145	N/A	N/A
Hotspot	Front Side	0.637	0.249	0.886	N/A	N/A
	Back Side	0.988	0.157	1.145	N/A	N/A
	Left Side	0.376	N/A	0.376	N/A	N/A
	Right Side	0.318	0.156	0.474	N/A	N/A
	Top Side	0.092	0.361	0.453	N/A	N/A
	Bottom Side	0.531	N/A	0.531	N/A	N/A

Test Position	Scaled SAR_{MAX}		∑1-g SAR (W/Kg)	SPLSR	Remark
	WWAN	DSS			

Head	Left Cheek	0.485	0.210	0.695	N/A	N/A
	Left Tilt 15 Degree	0.284	0.210	0.494	N/A	N/A
	Right Cheek	0.459	0.210	0.669	N/A	N/A
	Right Tilt 15 Degree	0.237	0.210	0.447	N/A	N/A
Body-Worn	Front Side	0.637	0.105	0.742	N/A	N/A
	Back Side	0.988	0.105	1.093	N/A	N/A
Hotspot	Front Side	0.637	0.105	0.742	N/A	N/A
	Back Side	0.988	0.105	1.093	N/A	N/A
	Left Side	0.376	0.105	0.481	N/A	N/A
	Right Side	0.318	0.105	0.423	N/A	N/A
	Top Side	0.092	0.105	0.197	N/A	N/A
	Bottom Side	0.531	0.105	0.636	N/A	N/A

NSA

Test Position		Scaled SAR_{MAX}		∑1-g SAR (W/Kg)	SPLSR	Remark
		LTE Band2+NR n78	WIFI/BT			
Head	Left Cheek	0.539	0.480	1.019	N/A	N/A
	Left Tilt 15 Degree	0.315	0.265	0.580	N/A	N/A
	Right Cheek	0.505	0.450	0.955	N/A	N/A
	Right Tilt 15 Degree	0.261	0.230	0.491	N/A	N/A
Body-Worn	Front Side	0.312	0.249	0.561	N/A	N/A
	Back Side	0.587	0.157	0.744	N/A	N/A
Hotspot	Front Side	0.312	0.249	0.561	N/A	N/A
	Back Side	0.587	0.157	0.744	N/A	N/A
	Left Side	0.366	0.105	0.471	N/A	N/A
	Right Side	0.070	0.156	0.226	N/A	N/A
	Top Side	0.092	0.361	0.453	N/A	N/A

	Bottom Side	0.303	0.105	0.408	N/A	N/A

11. Appendix A. Photo documentation

Refer to appendix Test Setup photo---SAR

12. Appendix B. System Check Plots

Table of contents
MEASUREMENT 1 System Performance Check - 750MHz
MEASUREMENT 2 System Performance Check - 835MHz
MEASUREMENT 3 System Performance Check - 1800MHz
MEASUREMENT 4 System Performance Check - 1800MHz
MEASUREMENT 5 System Performance Check - 1900MHz
MEASUREMENT 6 System Performance Check - 1900MHz
MEASUREMENT 7 System Performance Check - 2450MHz
MEASUREMENT 8 System Performance Check - 2600MHz
MEASUREMENT 9 System Performance Check - 3500MHz
MEASUREMENT 10 System Performance Check - 5200MHz
MEASUREMENT 11 System Performance Check - 5800MHz

MEASUREMENT 1

Date of measurement: 16/1/2025

A. Experimental conditions.

Area Scan	dx=15mm dy=15mm, h= 5.00 mm
ZoomScan	5x5x7,dx=8mm dy=8mm dz=5mm
Phantom	Validation plane
Device Position	Dipole
Band	CW750
Channels	Middle
Signal	CW (Crest factor: 1.0)
ConvF	2.42

B. SAR Measurement Results

Frequency (MHz)	750.000000
Relative permittivity (real part)	40.421766
Relative permittivity (imaginary part)	21.563181
Conductivity (S/m)	0.898466
Variation (%)	-0.490000

SURFACE SAR	VOLUME SAR
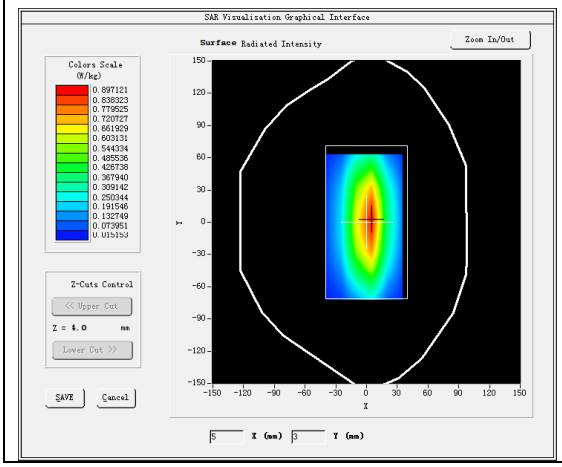	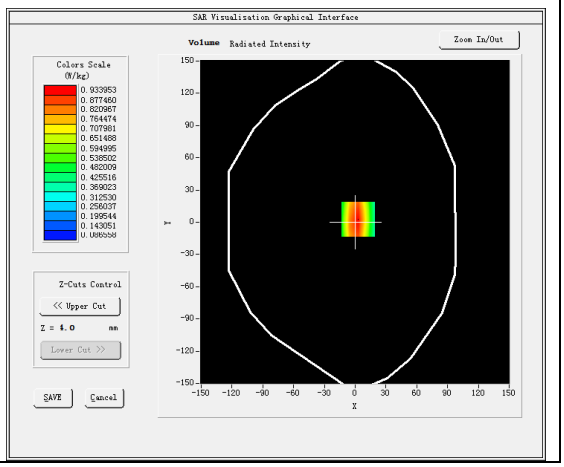

Maximum location: X=3.00, Y=3.00

SAR Peak: 1.36 W/kg

SAR 10g (W/Kg)	0.554385
SAR 1g (W/Kg)	0.905363

Z (mm)	0.00	4.00	9.00	14.00	19.00	24.00	29.00
SAR (W/Kg)	1.3582	0.9340	0.5939	0.4025	0.2803	0.2011	0.1461

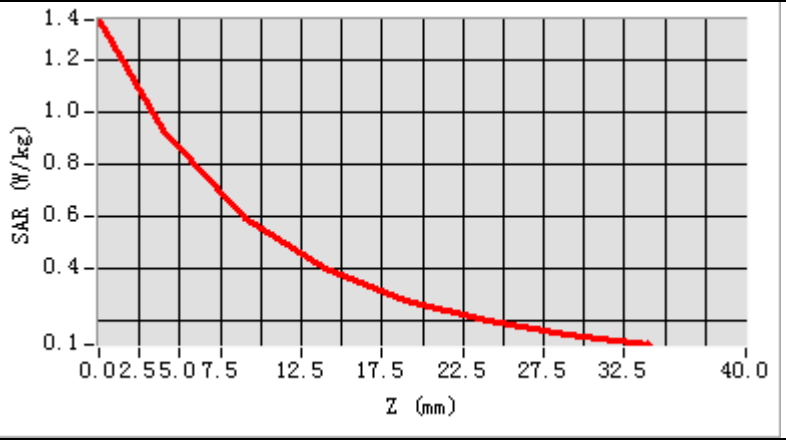

3D screen shot	Hot spot position
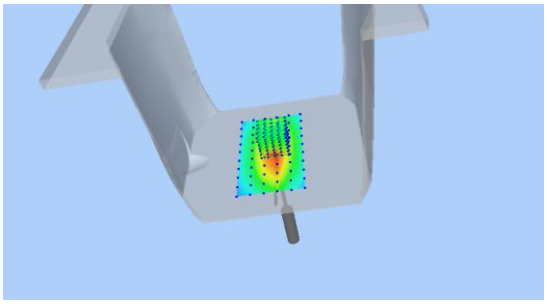	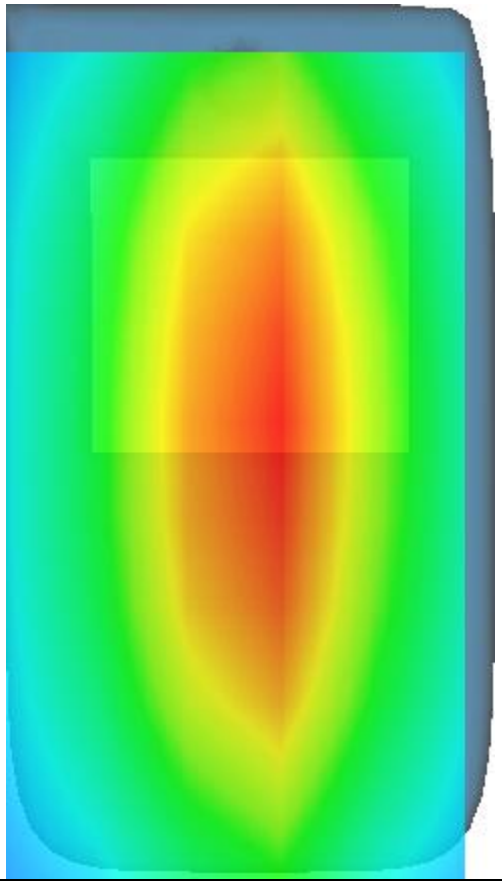

MEASUREMENT 2

Date of measurement: 15/1/2025

A. Experimental conditions.

Area Scan	dx=15mm dy=15mm, h= 5.00 mm
ZoomScan	5x5x7,dx=8mm dy=8mm dz=5mm
Phantom	Validation plane
Device Position	Dipole
Band	CW835
Channels	Middle
Signal	CW (Crest factor: 1.0)
ConvF	2.34

B. SAR Measurement Results

Frequency (MHz)	835.000000
Relative permittivity (real part)	41.969373
Relative permittivity (imaginary part)	19.733866
Conductivity (S/m)	0.915432
Variation (%)	-0.170000

SURFACE SAR	**VOLUME SAR**
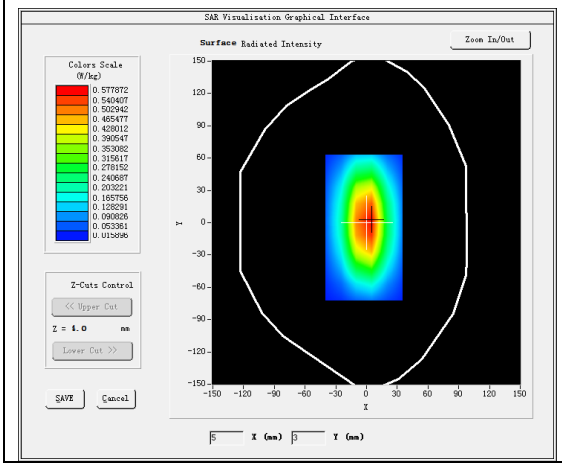	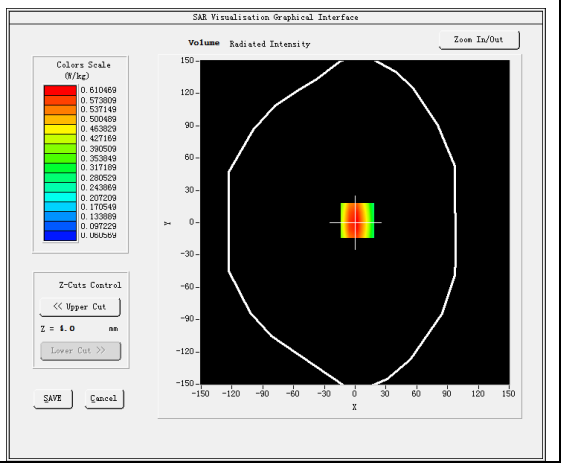

Maximum location: X=2.00, Y=2.00
SAR Peak: 0.84 W/kg

SAR 10g (W/Kg)	0.388332
SAR 1g (W/Kg)	0.597758

Z (mm)	0.00	4.00	9.00	14.00	19.00	24.00	29.00
SAR (W/Kg)	0.8263	0.6105	0.4189	0.2924	0.2080	0.1501	0.1106

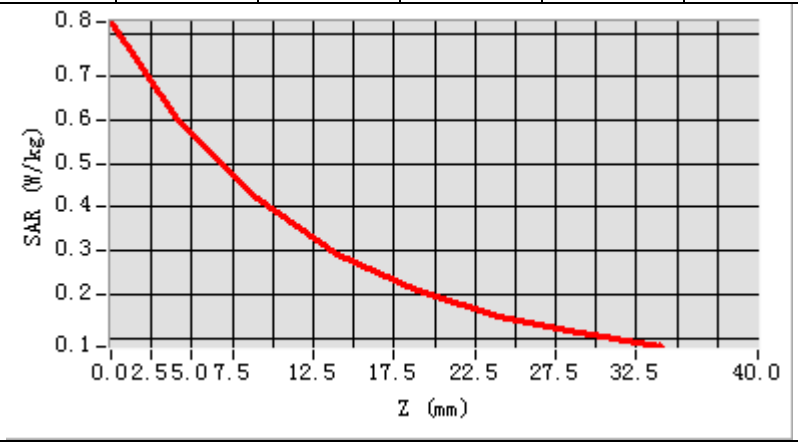

3D screen shot	Hot spot position
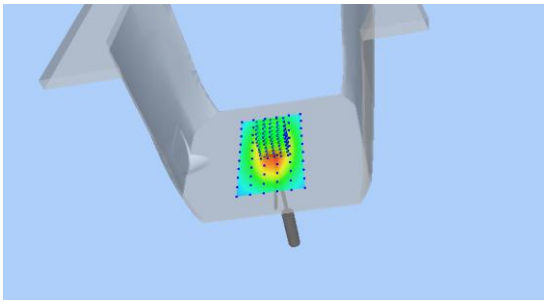	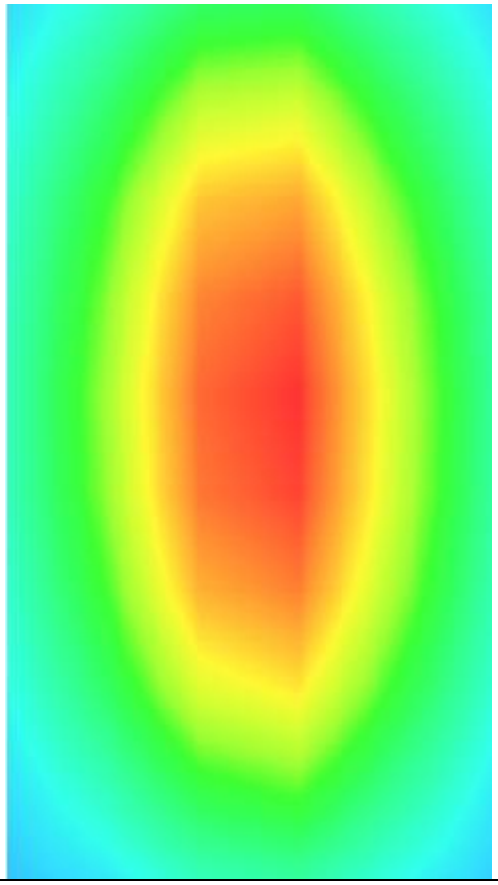

MEASUREMENT 3

Date of measurement: 17/1/2025

A. Experimental conditions.

Area Scan	dx=15mm dy=15mm, h= 5.00 mm
ZoomScan	5x5x7,dx=8mm dy=8mm dz=5mm
Phantom	Validation plane
Device Position	Dipole
Band	CW1800
Channels	Middle
Signal	CW (Crest factor: 1.0)
ConvF	2.51

B. SAR Measurement Results

Frequency (MHz)	1800.000000
Relative permittivity (real part)	39.102509
Relative permittivity (imaginary part)	13.838640
Conductivity (S/m)	1.383864
Variation (%)	-0.080000

SURFACE SAR	**VOLUME SAR**
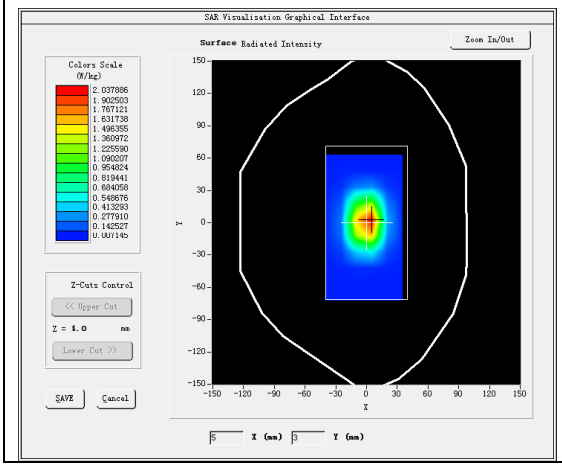	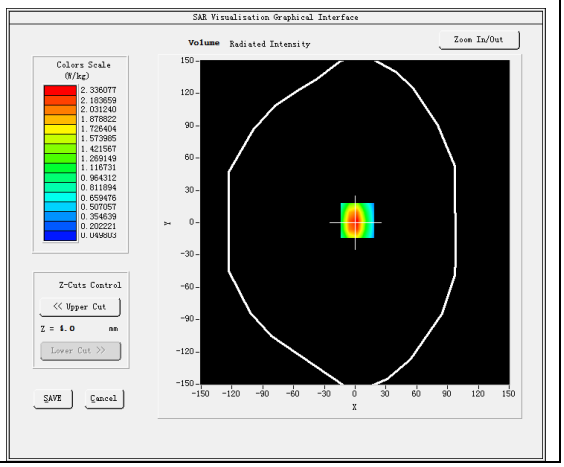

Maximum location: X=2.00, Y=2.00
SAR Peak: 3.77 W/kg

SAR 10g (W/Kg)	1.174382
SAR 1g (W/Kg)	2.269710

Z (mm)	0.00	4.00	9.00	14.00	19.00	24.00	29.00
SAR (W/Kg)	3.6310	2.3361	1.3277	0.7818	0.4759	0.2932	0.1843

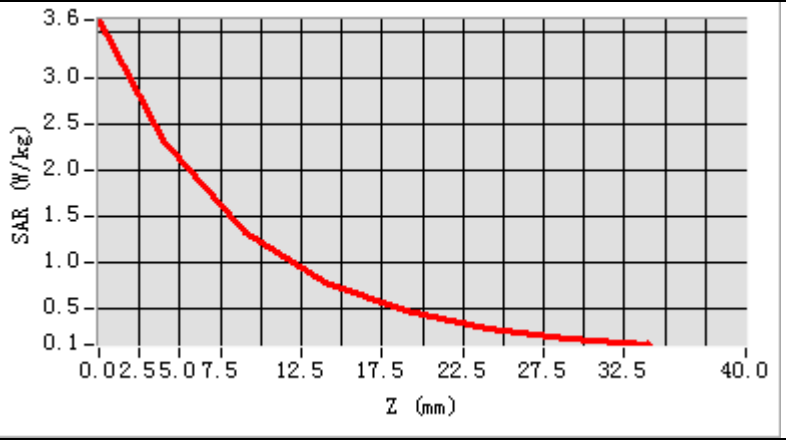

3D screen shot	Hot spot position
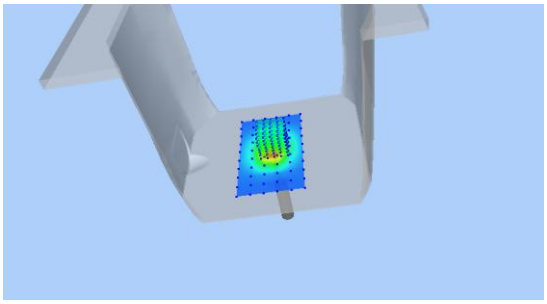	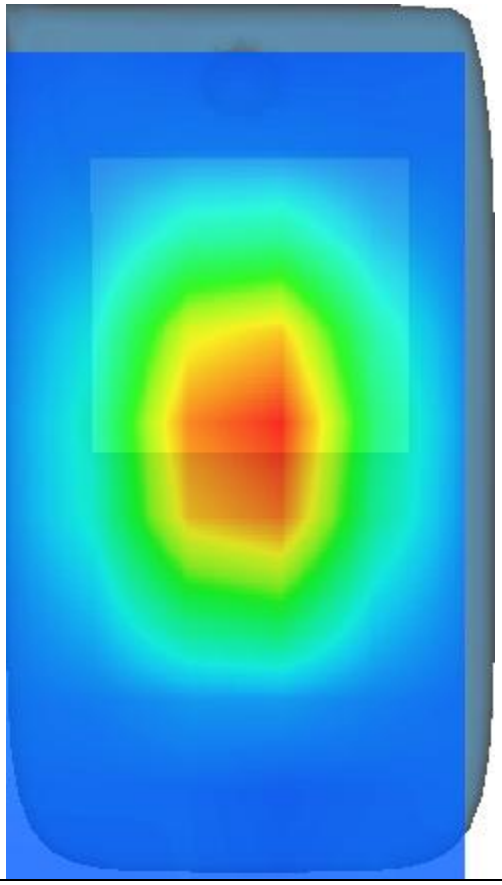

MEASUREMENT 4

Date of measurement: 18/1/2025

A. Experimental conditions.

Area Scan	dx=15mm dy=15mm, h= 5.00 mm
ZoomScan	5x5x7,dx=8mm dy=8mm dz=5mm
Phantom	Validation plane
Device Position	Dipole
Band	CW1800
Channels	Middle
Signal	CW (Crest factor: 1.0)
ConvF	2.51

B. SAR Measurement Results

Frequency (MHz)	1800.000000
Relative permittivity (real part)	38.867430
Relative permittivity (imaginary part)	13.878298
Conductivity (S/m)	1.387830
Variation (%)	-0.090000

SURFACE SAR	**VOLUME SAR**
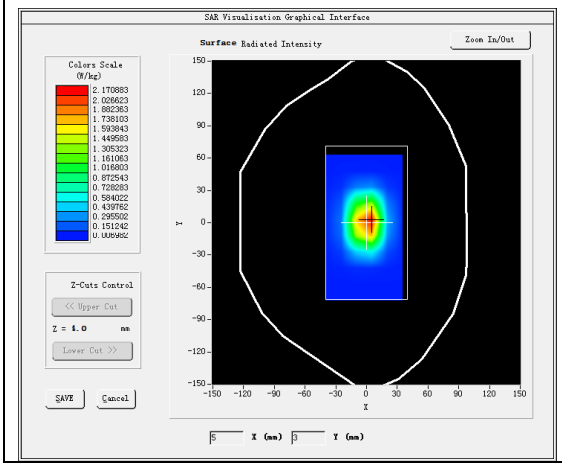	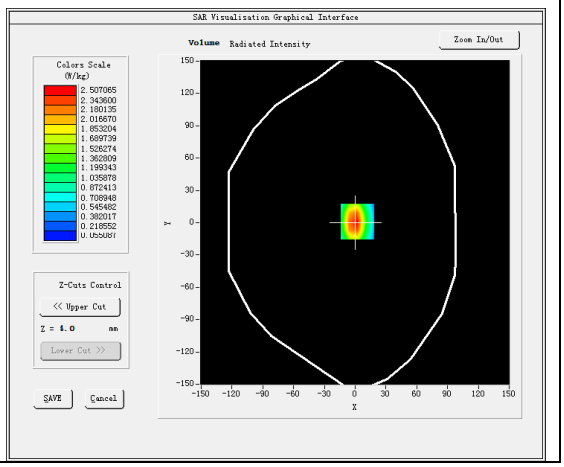

Maximum location: X=2.00, Y=1.00
SAR Peak: 4.03 W/kg

SAR 10g (W/Kg)	1.258527
SAR 1g (W/Kg)	2.429570

Z (mm)	0.00	4.00	9.00	14.00	19.00	24.00	29.00
SAR (W/Kg)	3.8998	2.5071	1.4210	0.8369	0.5081	0.3109	0.1980

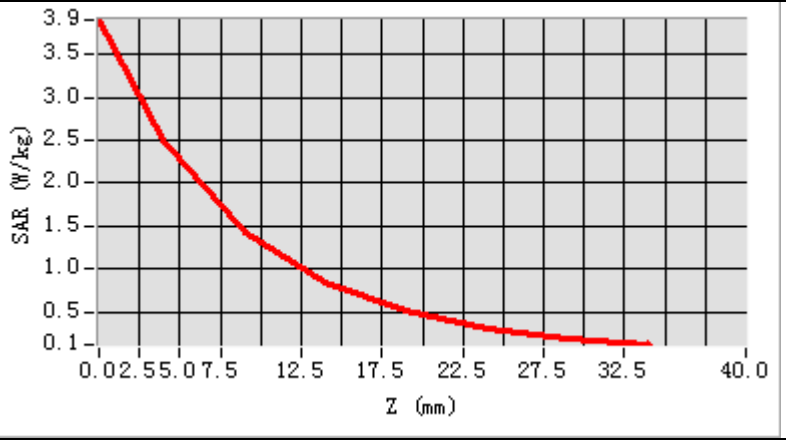

3D screen shot	Hot spot position
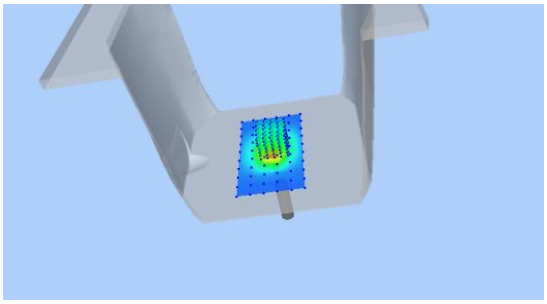	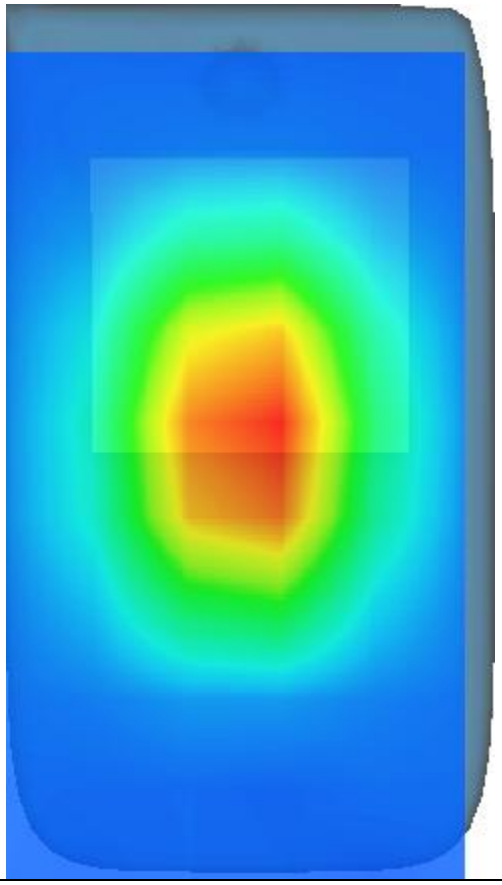

MEASUREMENT 5

Date of measurement: 19/1/2025

A. Experimental conditions.

Area Scan	dx=15mm dy=15mm, h= 5.00 mm
ZoomScan	5x5x7,dx=8mm dy=8mm dz=5mm
Phantom	Validation plane
Device Position	Dipole
Band	CW1900
Channels	Middle
Signal	CW (Crest factor: 1.0)
ConvF	2.57

B. SAR Measurement Results

Frequency (MHz)	1900.000000
Relative permittivity (real part)	38.712921
Relative permittivity (imaginary part)	13.859198
Conductivity (S/m)	1.462915
Variation (%)	-0.280000

SURFACE SAR	**VOLUME SAR**
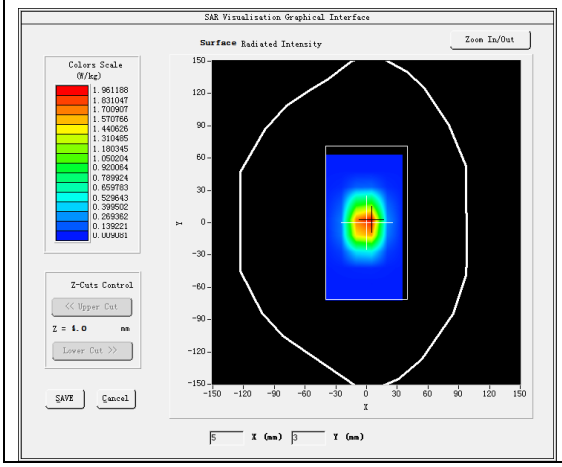	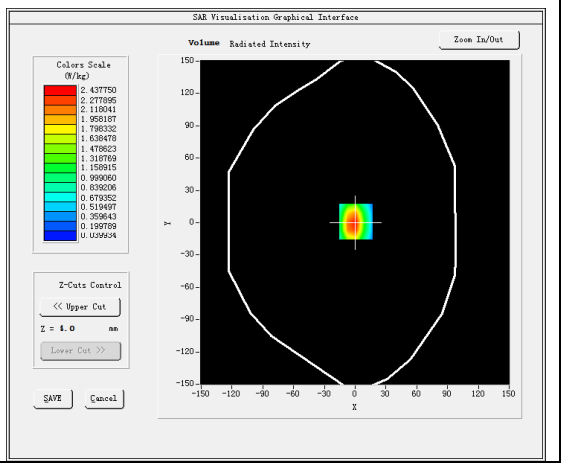

Maximum location: X=1.00, Y=1.00
SAR Peak: 4.07 W/kg

SAR 10g (W/Kg)	1.200386
SAR 1g (W/Kg)	2.453164

Z (mm)	0.00	4.00	9.00	14.00	19.00	24.00	29.00
SAR (W/Kg)	3.9100	2.4377	1.3194	0.7423	0.4333	0.2538	0.1538

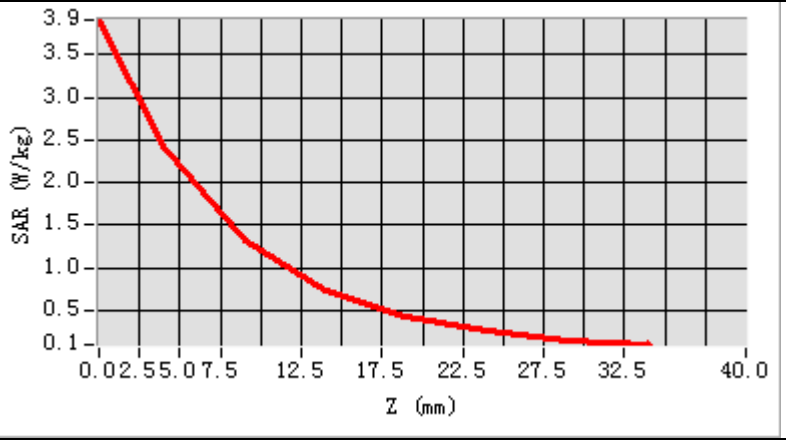

3D screen shot	Hot spot position
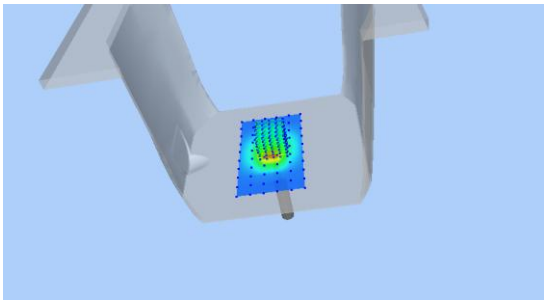	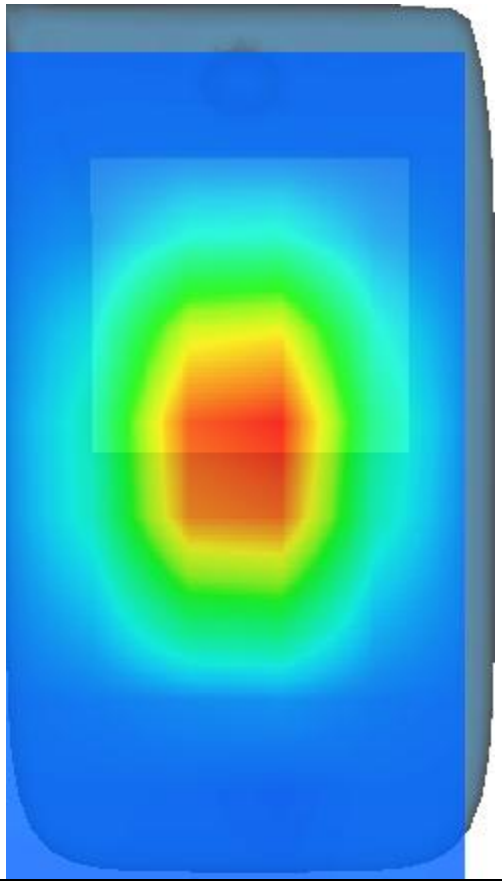

MEASUREMENT 6

Date of measurement: 20/1/2025

A. Experimental conditions.

Area Scan	dx=15mm dy=15mm, h= 5.00 mm
ZoomScan	5x5x7,dx=8mm dy=8mm dz=5mm
Phantom	Validation plane
Device Position	Dipole
Band	CW1900
Channels	Middle
Signal	CW (Crest factor: 1.0)
ConvF	2.57

B. SAR Measurement Results

Frequency (MHz)	1900.000000
Relative permittivity (real part)	38.900442
Relative permittivity (imaginary part)	13.717740
Conductivity (S/m)	1.447984
Variation (%)	-0.170000

SURFACE SAR	**VOLUME SAR**
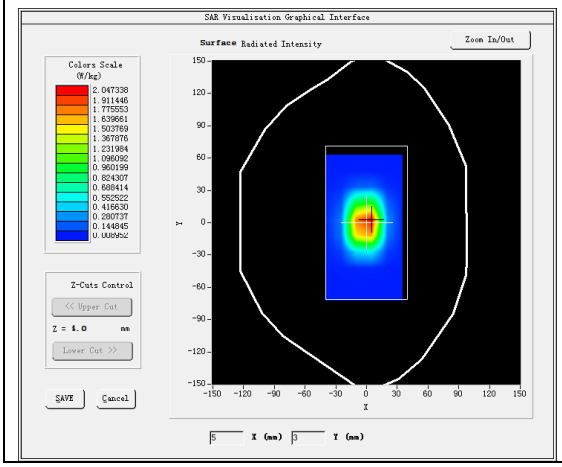	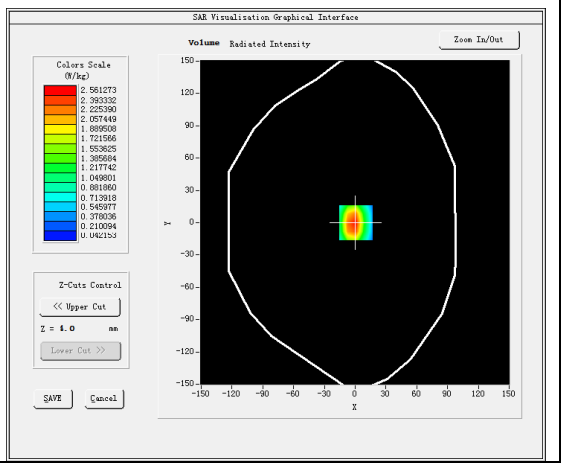

Maximum location: X=1.00, Y=0.00
SAR Peak: 4.26 W/kg

SAR 10g (W/Kg)	1.257072
SAR 1g (W/Kg)	2.566926

Z (mm)	0.00	4.00	9.00	14.00	19.00	24.00	29.00
SAR (W/Kg)	4.1114	2.5613	1.3837	0.7772	0.4532	0.2674	0.1623

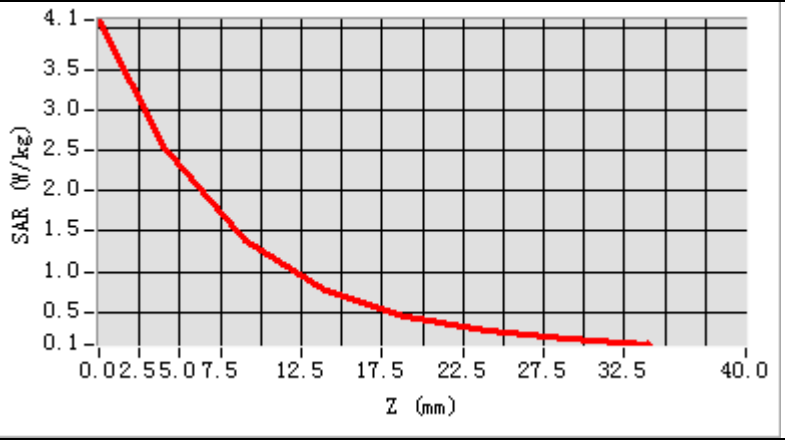

3D screen shot	Hot spot position
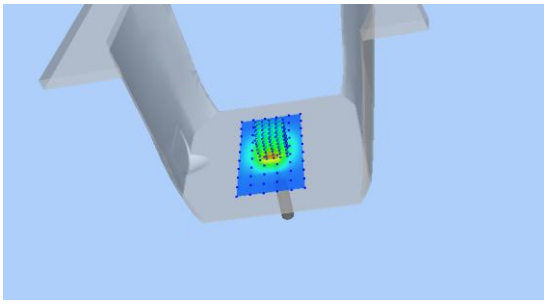	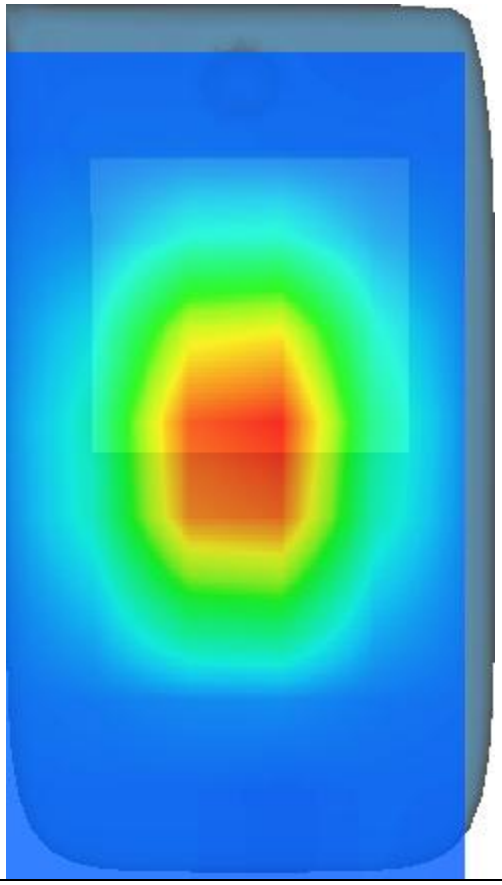

MEASUREMENT 7

Date of measurement: 13/1/2025

A. Experimental conditions.

Area Scan	dx=12mm dy=12mm, h= 5.00 mm
ZoomScan	7x7x7,dx=5mm dy=5mm dz=5mm
Phantom	Validation plane
Device Position	Dipole
Band	CW2450
Channels	Middle
Signal	CW (Crest factor: 1.0)
ConvF	2.74

B. SAR Measurement Results

Frequency (MHz)	2450.000000
Relative permittivity (real part)	37.732334
Relative permittivity (imaginary part)	12.848013
Conductivity (S/m)	1.748757
Variation (%)	0.040000

SURFACE SAR	**VOLUME SAR**
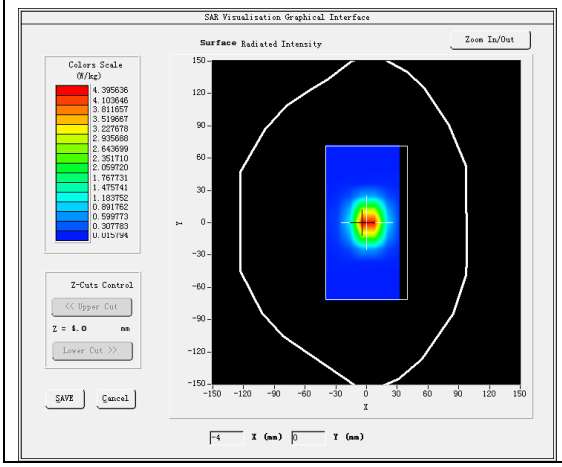	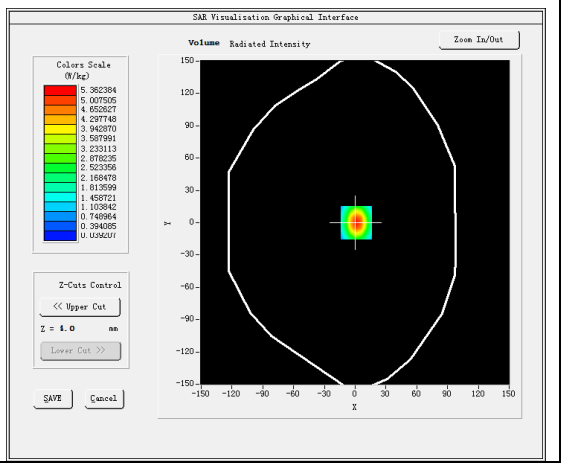

Maximum location: X=1.00, Y=0.00
SAR Peak: 9.36 W/kg

SAR 10g (W/Kg)	2.220372
SAR 1g (W/Kg)	4.971608

Z (mm)	0.00	4.00	9.00	14.00	19.00	24.00	29.00
SAR (W/Kg)	9.4488	5.3624	2.4501	1.1558	0.5588	0.2751	0.1404

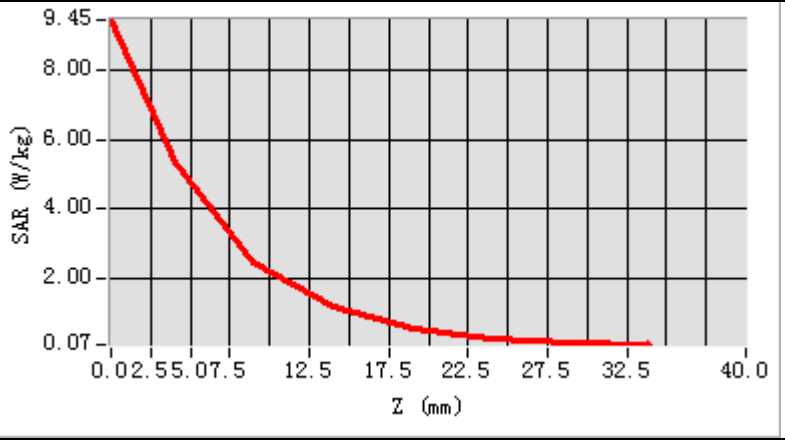

3D screen shot	Hot spot position
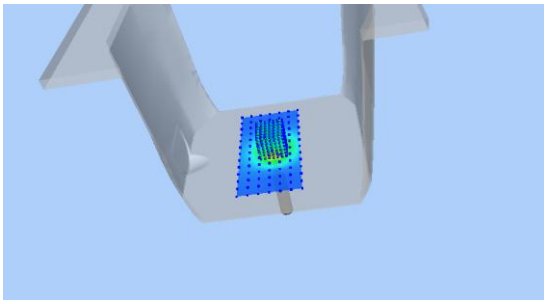	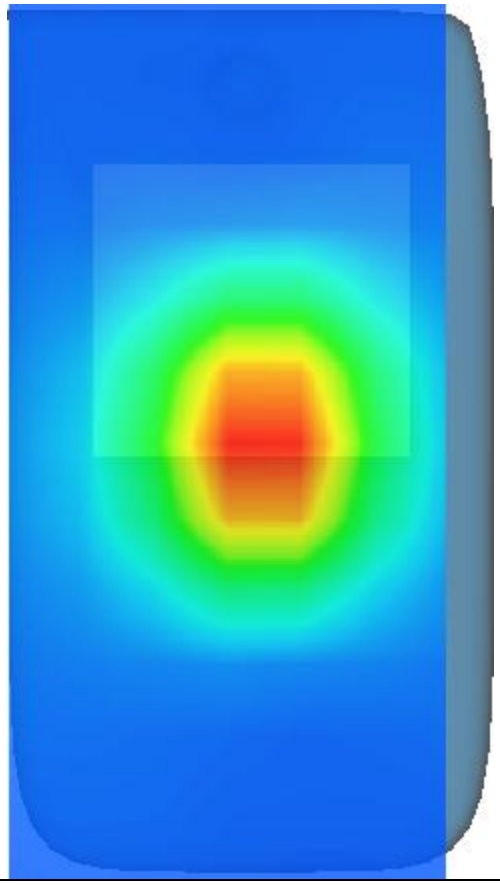

MEASUREMENT 8

Date of measurement: 14/1/2025

A. Experimental conditions.

Area Scan	dx=12mm dy=12mm, h= 5.00 mm
ZoomScan	7x7x7,dx=5mm dy=5mm dz=5mm
Phantom	Validation plane
Device Position	Dipole
Band	CW2600
Channels	Middle
Signal	CW (Crest factor: 1.0)
ConvF	2.51

B. SAR Measurement Results

Frequency (MHz)	2600.000000
Relative permittivity (real part)	38.633400
Relative permittivity (imaginary part)	13.516556
Conductivity (S/m)	1.952391
Variation (%)	0.060000

SURFACE SAR	VOLUME SAR
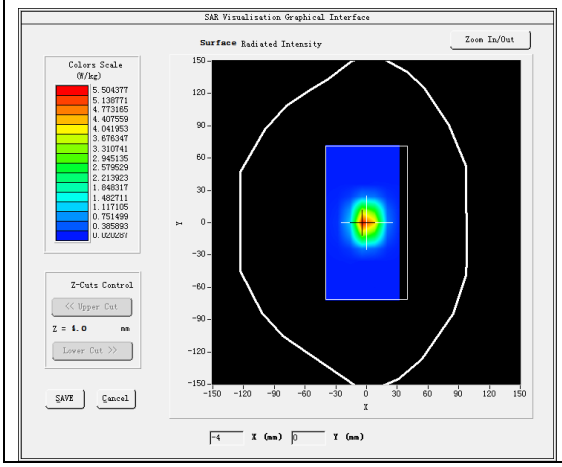	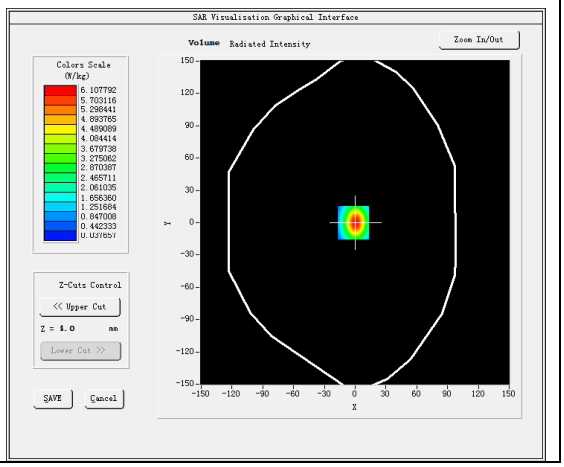

Maximum location: X=-2.00, Y=0.00
SAR Peak: 11.37 W/kg

SAR 10g (W/Kg)	2.451632
SAR 1g (W/Kg)	5.858735

Z (mm)	0.00	4.00	9.00	14.00	19.00	24.00	29.00
SAR (W/Kg)	11.0395	6.1078	2.6593	1.1897	0.5516	0.2634	0.1313

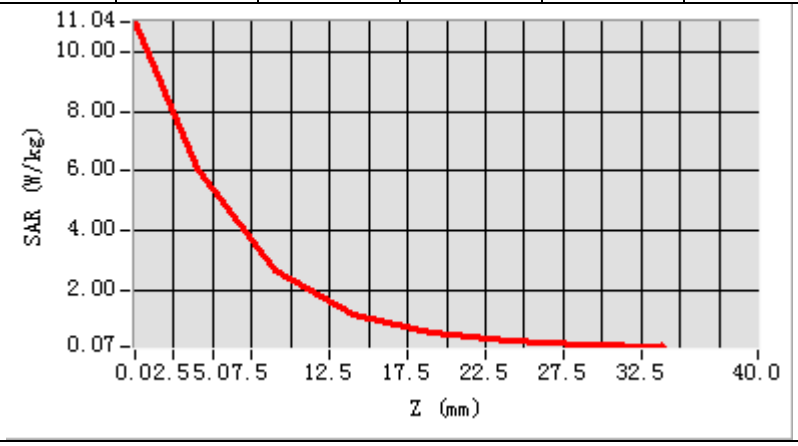

3D screen shot	Hot spot position
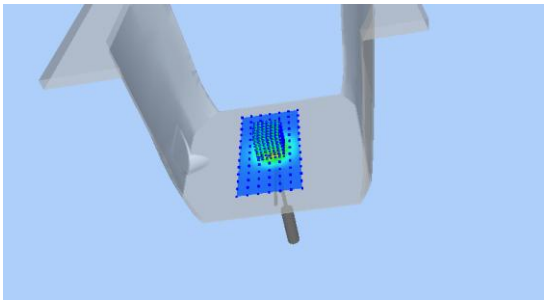	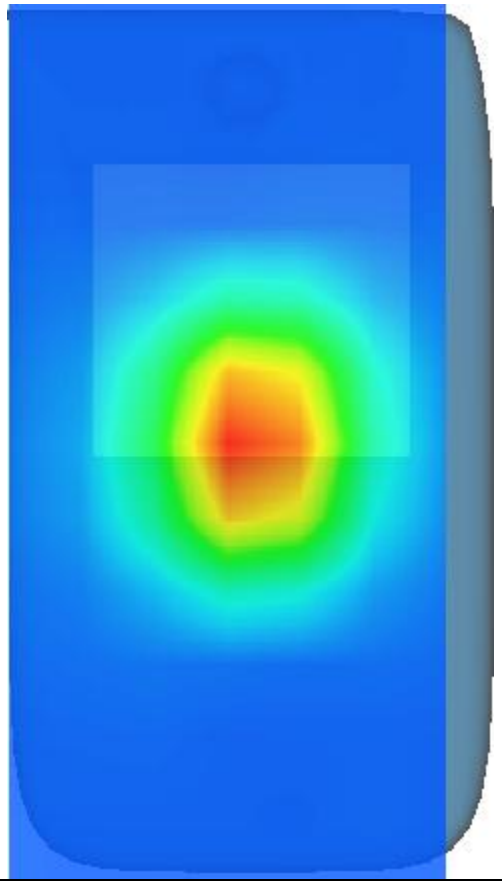

MEASUREMENT 9

Date of measurement: 11/1/2025

A. Experimental conditions.

Area Scan	dx=12mm dy=12mm, h= 5.00 mm
ZoomScan	7x7x7,dx=5mm dy=5mm dz=5mm
Phantom	Validation plane
Device Position	Dipole
Band	CW3500
Channels	Middle
Signal	CW (Crest factor: 1.0)
ConvF	2.20

B. SAR Measurement Results

Frequency (MHz)	3500.000000
Relative permittivity (real part)	37.421550
Relative permittivity (imaginary part)	14.392130
Conductivity (S/m)	2.798470
Variation (%)	-2.020000

SURFACE SAR	VOLUME SAR
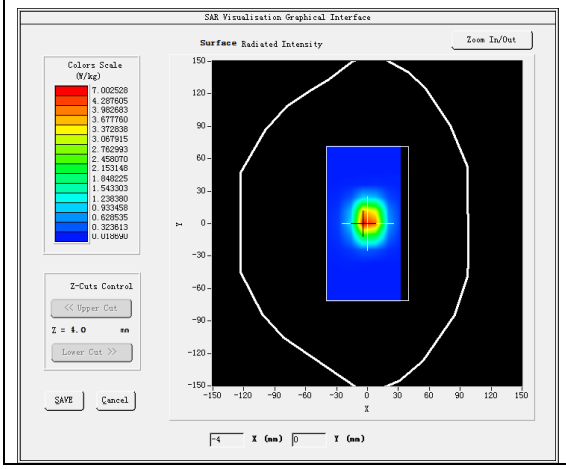	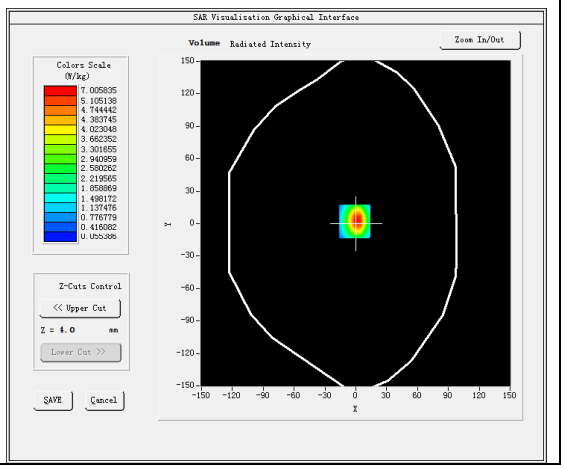

Maximum location: X=-1.00, Y=2.00
SAR Peak: 9.07 W/kg

SAR 10g (W/Kg)	2.561631
SAR 1g (W/Kg)	6.413518

Z (mm)	0.00	4.00	9.00	14.00	19.00	24.00	29.00
SAR (W/Kg)	8.8108	5.4633	2.8923	1.5650	0.8533	0.4779	0.2639

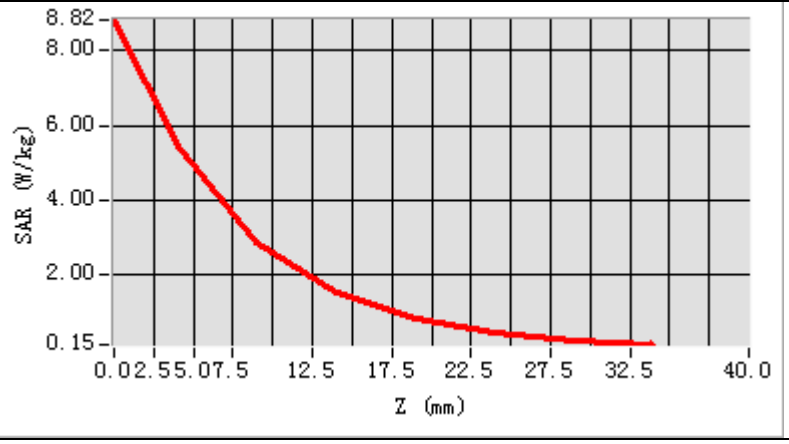

3D screen shot	Hot spot position
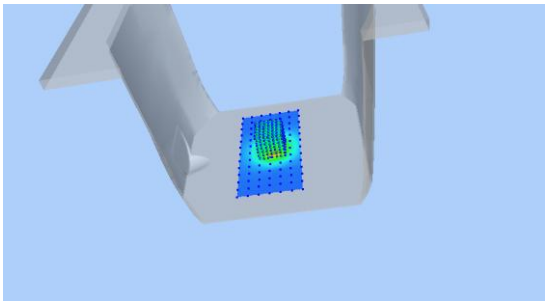	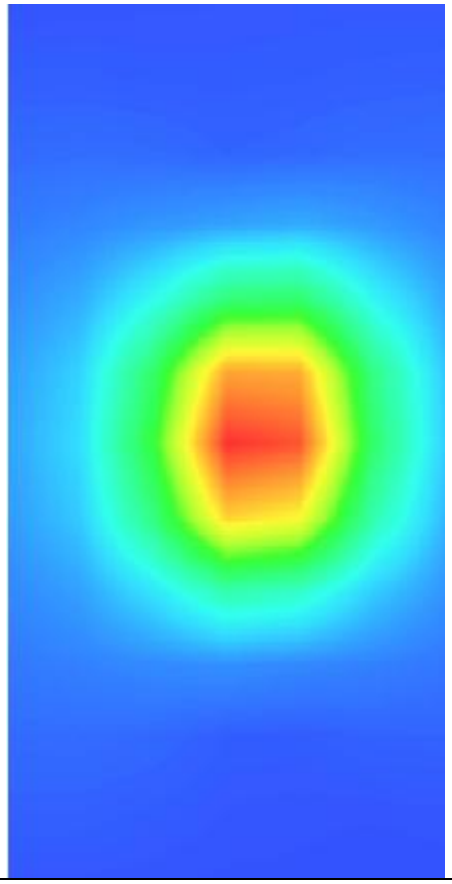

MEASUREMENT 10

Date of measurement: 10/1/2025

A. Experimental conditions.

Area Scan	dx=10mm dy=10mm, h= 2.00 mm
ZoomScan	7x7x12,dx=4mm dy=4mm dz=2mm
Phantom	Validation plane
Device Position	Dipole
Band	CW5200
Channels	Middle
Signal	CW (Crest factor: 1.0)
ConvF	1.89

B. SAR Measurement Results

Frequency (MHz)	5200.000000
Relative permittivity (real part)	34.850006
Relative permittivity (imaginary part)	15.738512
Conductivity (S/m)	4.546681
Variation (%)	0.410000

SURFACE SAR	VOLUME SAR
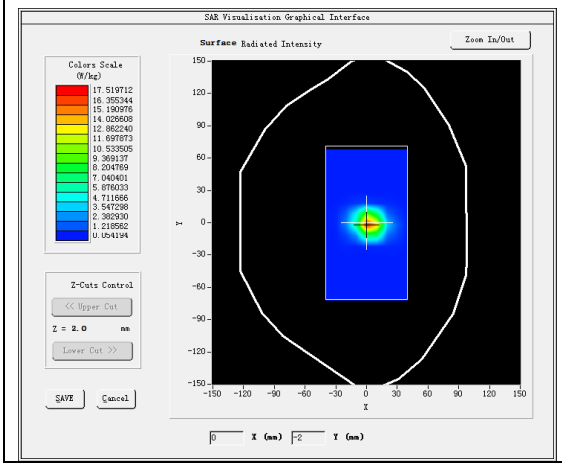	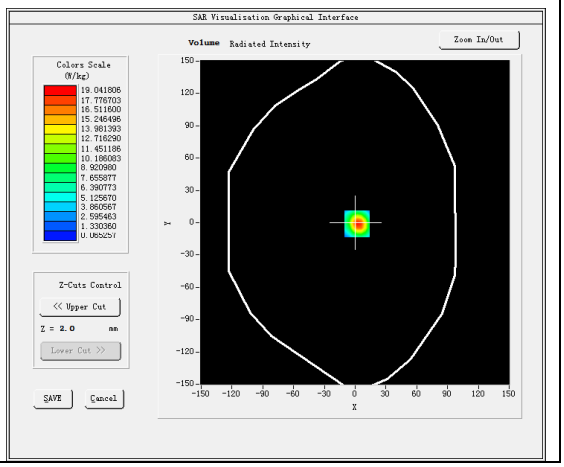

Maximum location: X=2.00, Y=-1.00
SAR Peak: 32.81 W/kg

SAR 10g (W/Kg)	3.670730
SAR 1g (W/Kg)	10.830616

Z (mm)	0.00	2.00	4.00	6.00	8.00	10.00	12.00	14.00	16.00	18.00	20.00	22.00
SAR (W/Kg)	31.2058	19.0418	10.1750	5.6732	3.0728	1.7130	0.9554	0.5544	0.3318	0.2076	0.1582	0.1153

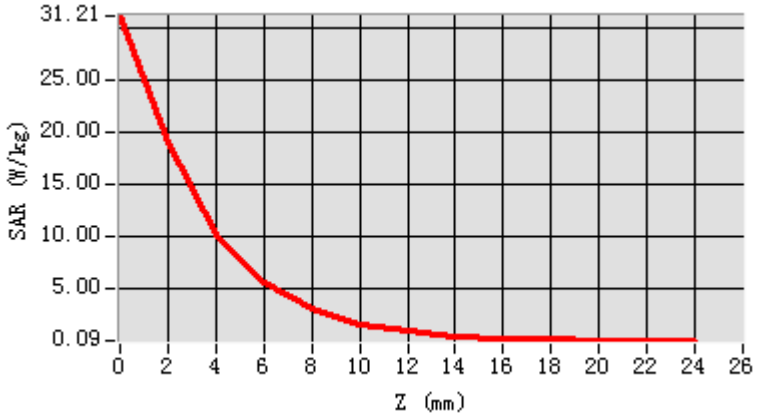

3D screen shot	Hot spot position
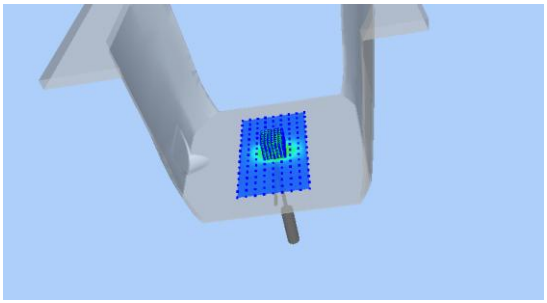	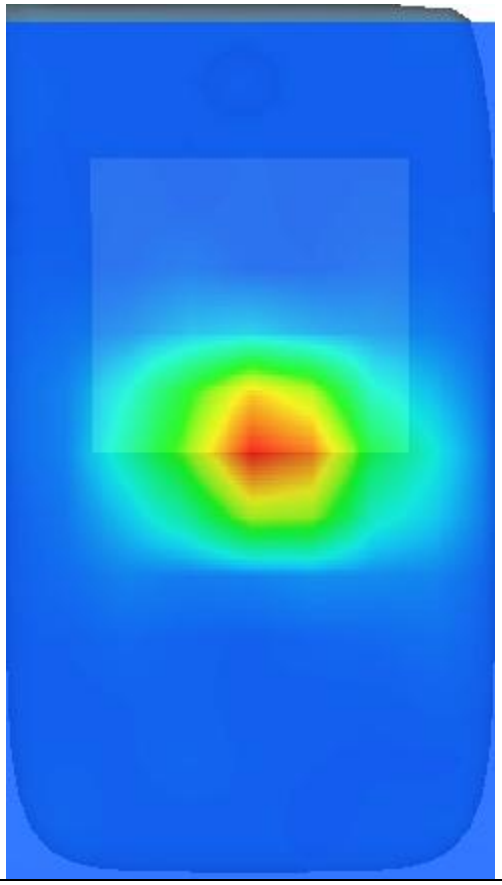

MEASUREMENT 11

Date of measurement: 9/1/2025

A. Experimental conditions.

Area Scan	dx=10mm dy=10mm, h= 2.00 mm
ZoomScan	7x7x12,dx=4mm dy=4mm dz=2mm
Phantom	Validation plane
Device Position	Dipole
Band	CW5800
Channels	Middle
Signal	CW (Crest factor: 1.0)
ConvF	1.90

B. SAR Measurement Results

Frequency (MHz)	5800.000000
Relative permittivity (real part)	34.003621
Relative permittivity (imaginary part)	15.862657
Conductivity (S/m)	5.111301
Variation (%)	-0.230000

SURFACE SAR	VOLUME SAR
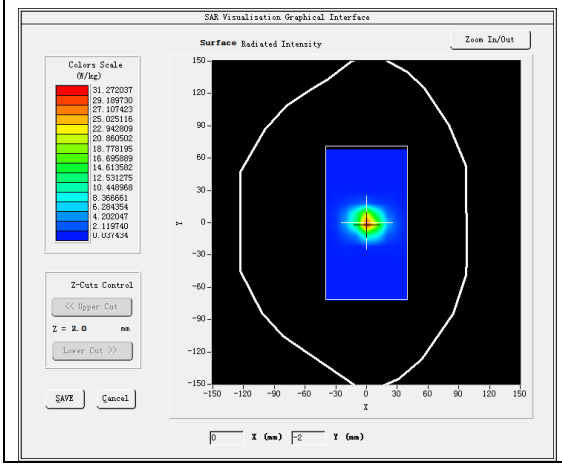	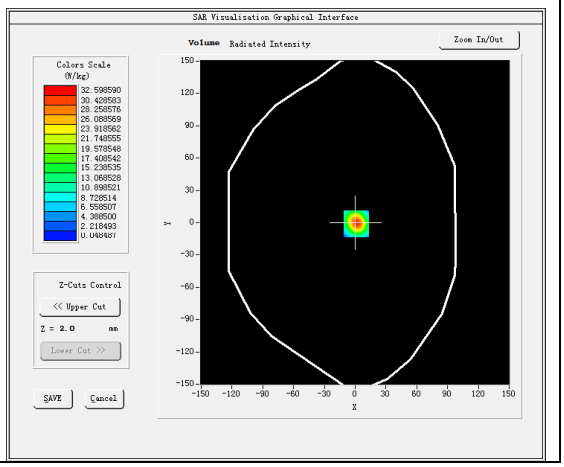

Maximum location: X=1.00, Y=-1.00
SAR Peak: 55.98 W/kg

SAR 10g (W/Kg)	6.308259
SAR 1g (W/Kg)	18.567345

Z (mm)	0.00	2.00	4.00	6.00	8.00	10.00	12.00	14.00	16.00	18.00	20.00	22.00
SAR (W/Kg)	53.4759	32.5986	17.4962	9.6466	5.1700	2.8199	1.5378	0.8415	0.4847	0.2762	0.1635	0.1161

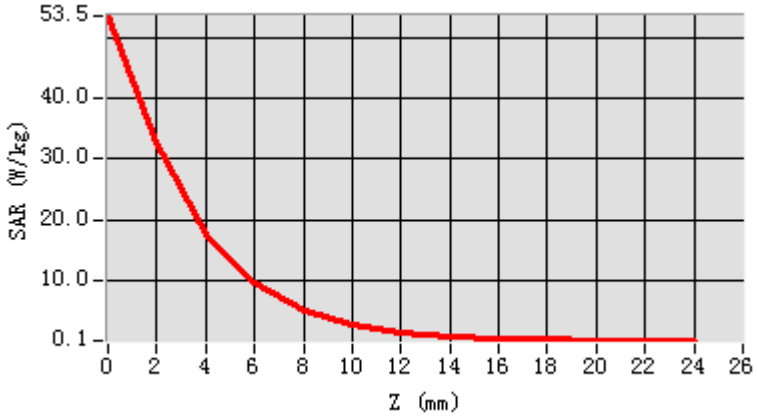

3D screen shot	Hot spot position
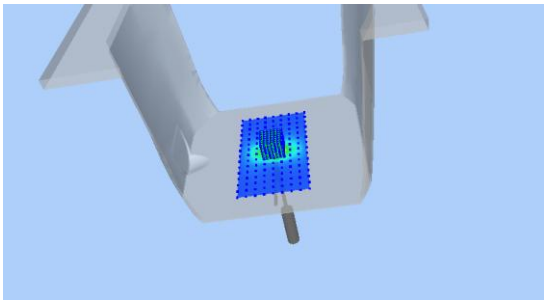	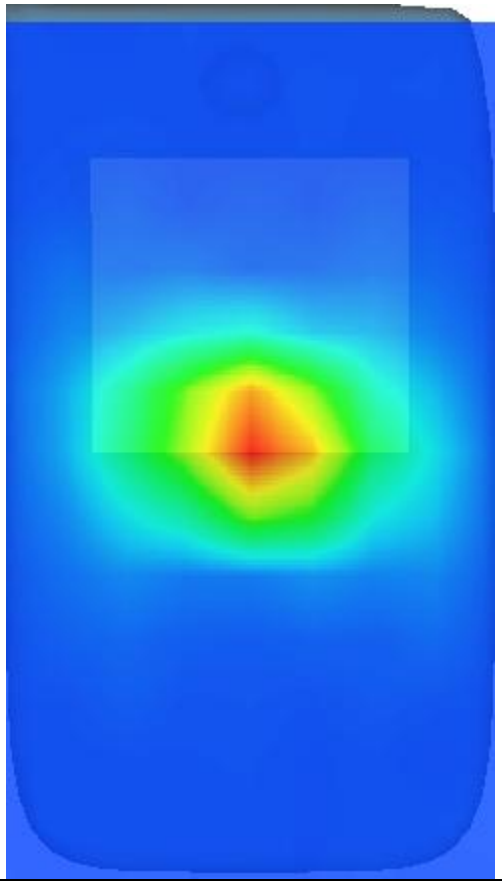

13. Appendix C. Plots of High SAR Measurement

Table of contents
MEASUREMENT 1 GSM 850 Head
MEASUREMENT 2 GSM 850 Body
MEASUREMENT 3 GSM 1900 Head
MEASUREMENT 4 GSM 1900 Body
MEASUREMENT 5 WCDMA Band 2 Head
MEASUREMENT 6 WCDMA Band 2 Body
MEASUREMENT 7 WCDMA Band 4 Head
MEASUREMENT 8 WCDMA Band 4 Body
MEASUREMENT 9 WCDMA Band 5 Head
MEASUREMENT 10 WCDMA Band 5 Body
MEASUREMENT 11 WLAN 5.2G Ant1 Head
MEASUREMENT 12 WLAN 5.2G Ant2 Head
MEASUREMENT 13 WLAN 5.2G MIMO Head
MEASUREMENT 14 WLAN 5.8G Ant1 Head
MEASUREMENT 15 WLAN 5.8G Ant2 Head
MEASUREMENT 16 WLAN 5.8G MIMO Head
MEASUREMENT 17 WLAN 5.2G Ant1 Body
MEASUREMENT 18 WLAN 5.2G Ant2 Body
MEASUREMENT 19 WLAN 5.2G MIMO Body
MEASUREMENT 20 WLAN 5.8G Ant1 Body
MEASUREMENT 21 WLAN 5.8G Ant2 Body
MEASUREMENT 22 WLAN 5.8G MIMO Body
MEASUREMENT 23 WLAN 2.4G Ant1 Head
MEASUREMENT 24 WLAN 2.4G Ant2 Head
MEASUREMENT 25 WLAN 2.4G MIMO Head
MEASUREMENT 26 WLAN 2.4G Ant1 Body
MEASUREMENT 27 WLAN 2.4G Ant2 Body
MEASUREMENT 28 WLAN 2.4G MIMO Body
MEASUREMENT 29 LTE Band 2 Head
MEASUREMENT 30 LTE Band 2 Body
MEASUREMENT 31 LTE Band 4 Head
MEASUREMENT 32 LTE Band 4 Body
MEASUREMENT 33 LTE Band 5 Head
MEASUREMENT 34 LTE Band 5 Body
MEASUREMENT 35 LTE Band 7 Head
MEASUREMENT 36 LTE Band 7 Body

MEASUREMENT 37 LTE Band 12 Head
MEASUREMENT 38 LTE Band 12 Body
MEASUREMENT 39 LTE Band 17 Head
MEASUREMENT 40 LTE Band 17 Body
MEASUREMENT 41 LTE Band 25 Head
MEASUREMENT 42 LTE Band 25 Body
MEASUREMENT 43 LTE Band 26a Head
MEASUREMENT 44 LTE Band 26a Body
MEASUREMENT 45 LTE Band 26b Head
MEASUREMENT 46 LTE Band 26b Body
MEASUREMENT 47 LTE Band 66 Head
MEASUREMENT 48 LTE Band 66 Body
MEASUREMENT 49 LTE Band SA n78Head
MEASUREMENT 50 LTE Band SA n78 Body

MEASUREMENT 1

Date of measurement: 15/1/2025

A. Experimental conditions.

Area Scan	dx=15mm dy=15mm, h= 5.00 mm
ZoomScan	5x5x7,dx=8mm dy=8mm dz=5mm
Phantom	Left head
Device Position	Cheek
Band	GSM850
Channels	Middle
Signal	TDMA (Crest factor: 8.0)
ConvF	2.34

B. SAR Measurement Results

Frequency (MHz)	836.400000
Relative permittivity (real part)	41.885033
Relative permittivity (imaginary part)	19.759706
Conductivity (S/m)	0.918168
Variation (%)	3.400000

SURFACE SAR	VOLUME SAR
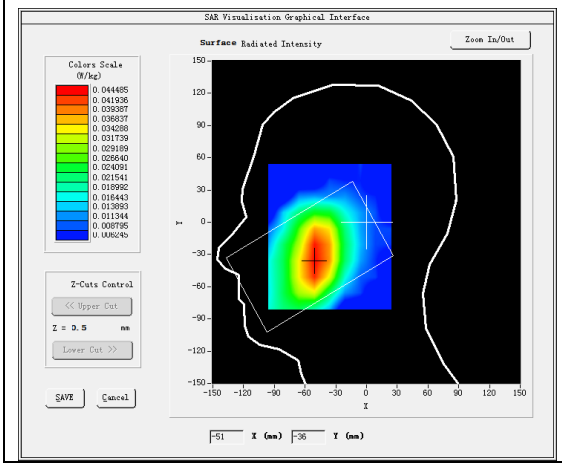	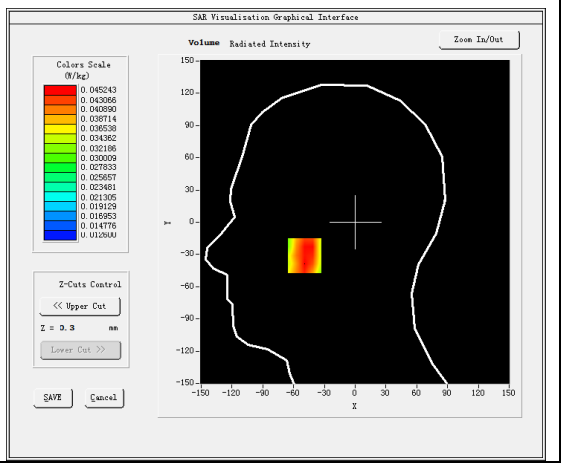

Maximum location: X=-49.00, Y=-31.00

SAR Peak: 0.06 W/kg

SAR 10g (W/Kg)	0.036660
SAR 1g (W/Kg)	0.045989

Z (mm)	0.00	4.00	9.00	14.00	19.00	24.00	29.00
SAR (W/Kg)	0.0550	0.0452	0.0383	0.0329	0.0314	0.0261	0.0242

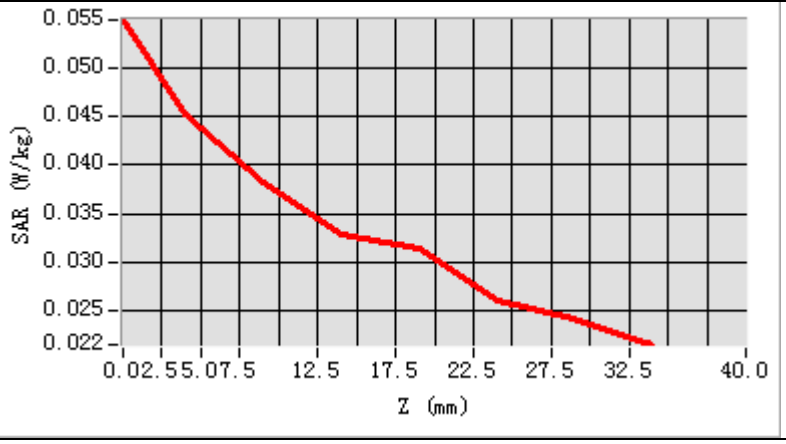

3D screen shot	Hot spot position
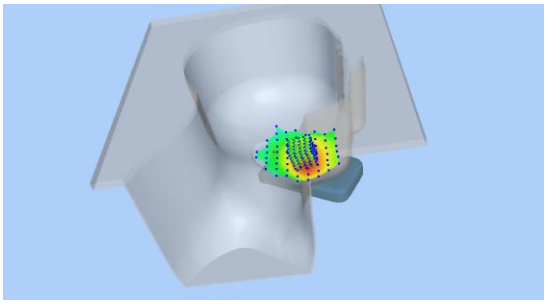	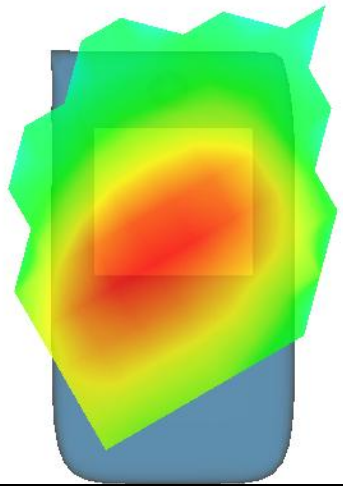

MEASUREMENT 2

Date of measurement: 15/1/2025

A. Experimental conditions.

Area Scan	dx=15mm dy=15mm, h= 5.00 mm
ZoomScan	5x5x7,dx=8mm dy=8mm dz=5mm
Phantom	Validation plane
Device Position	Body
Band	GSM850
Channels	Middle
Signal	TDMA (Crest factor: 8.0)
ConvF	2.34

B. SAR Measurement Results

Frequency (MHz)	836.400000
Relative permittivity (real part)	41.885033
Relative permittivity (imaginary part)	19.759706
Conductivity (S/m)	0.918168
Variation (%)	-0.320000

SURFACE SAR	VOLUME SAR
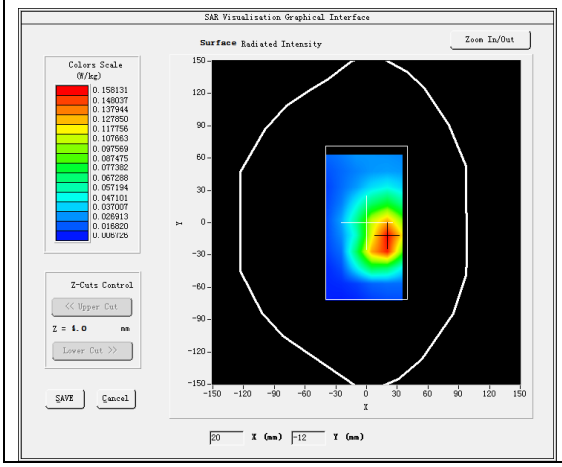	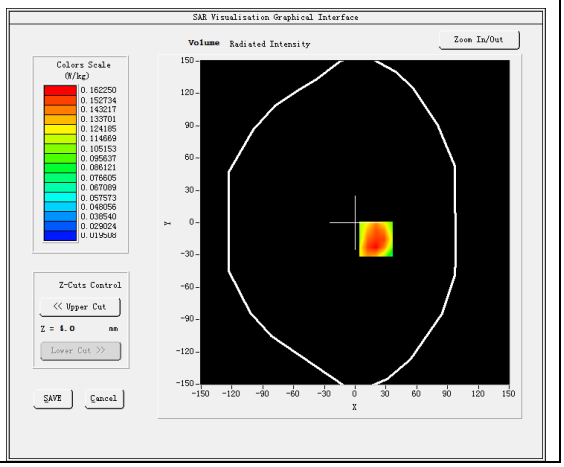

Maximum location: X=20.00, Y=-15.00
SAR Peak: 0.23 W/kg

SAR 10g (W/Kg)	0.107429
SAR 1g (W/Kg)	0.159787

Z (mm)	0.00	4.00	9.00	14.00	19.00	24.00	29.00
SAR (W/Kg)	0.2161	0.1623	0.1154	0.0833	0.0652	0.0450	0.0369

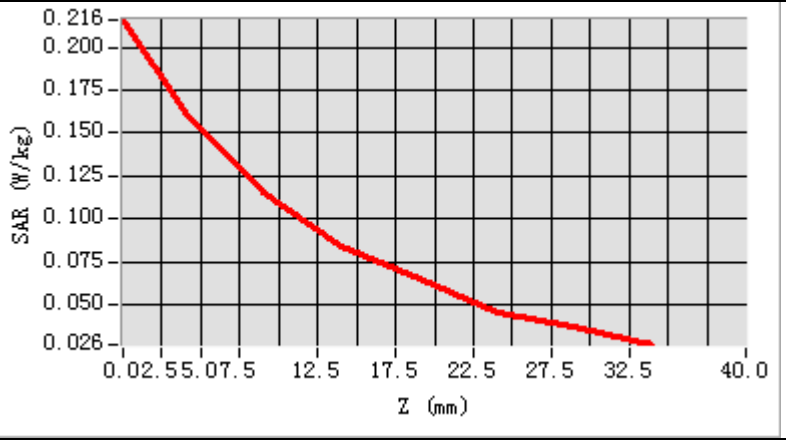

3D screen shot	Hot spot position
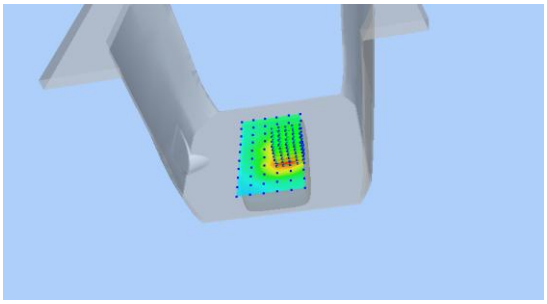	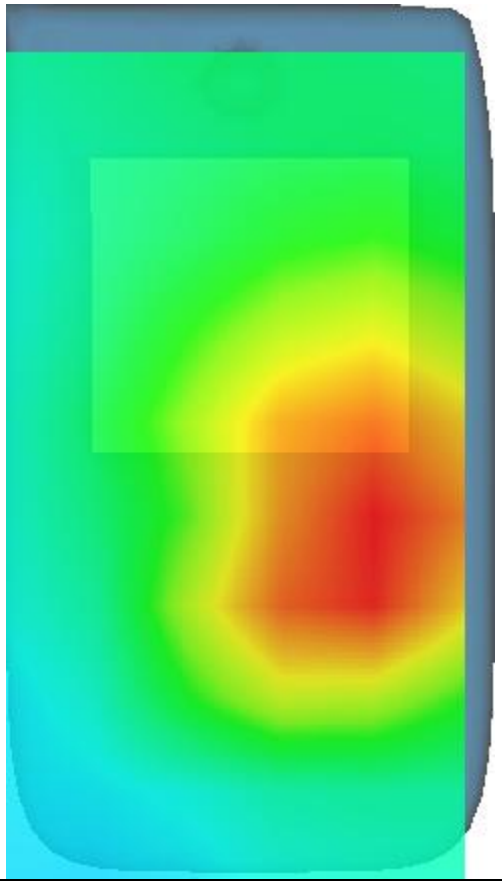

MEASUREMENT 3

Date of measurement: 20/1/2025

A. Experimental conditions.

Area Scan	dx=15mm dy=15mm, h= 5.00 mm
ZoomScan	5x5x7,dx=8mm dy=8mm dz=5mm
Phantom	Left head
Device Position	Cheek
Band	GSM1900
Channels	Middle
Signal	TDMA (Crest factor: 8.0)
ConvF	2.57

B. SAR Measurement Results

Frequency (MHz)	1880.000000
Relative permittivity (real part)	38.986843
Relative permittivity (imaginary part)	13.735540
Conductivity (S/m)	1.434601
Variation (%)	0.370000

SURFACE SAR	VOLUME SAR
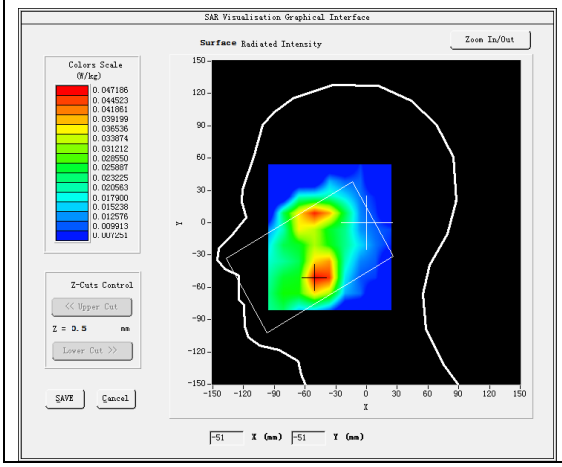	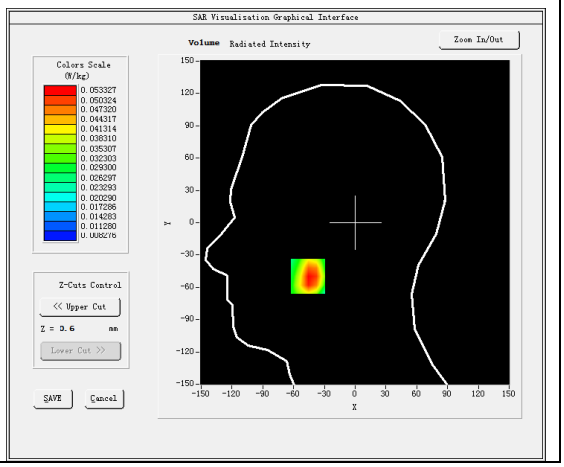

Maximum location: X=-46.00, Y=-50.00
SAR Peak: 0.08 W/kg

SAR 10g (W/Kg)	0.033752
SAR 1g (W/Kg)	0.053633

Z (mm)	0.00	4.00	9.00	14.00	19.00	24.00	29.00
SAR (W/Kg)	0.0725	0.0533	0.0373	0.0290	0.0215	0.0192	0.0150

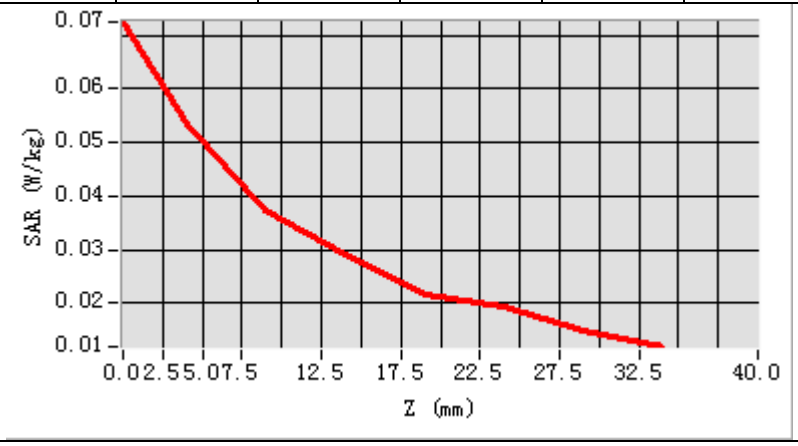

3D screen shot	Hot spot position
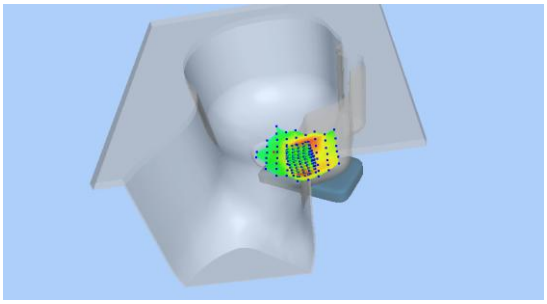	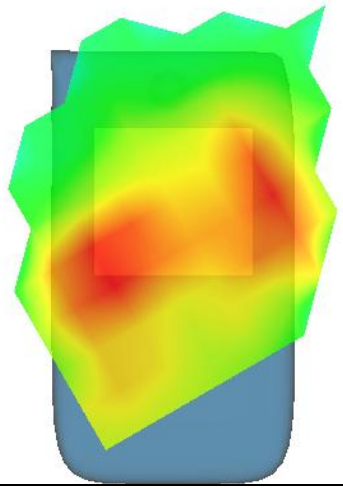

MEASUREMENT 4

Date of measurement: 20/1/2025

A. Experimental conditions.

Area Scan	dx=15mm dy=15mm, h= 5.00 mm
ZoomScan	5x5x7,dx=8mm dy=8mm dz=5mm
Phantom	Validation plane
Device Position	Body
Band	GSM1900
Channels	Middle
Signal	TDMA (Crest factor: 8.0)
ConvF	2.57

B. SAR Measurement Results

Frequency (MHz)	1880.000000
Relative permittivity (real part)	38.986843
Relative permittivity (imaginary part)	13.735540
Conductivity (S/m)	1.434601
Variation (%)	-1.240000

SURFACE SAR	VOLUME SAR
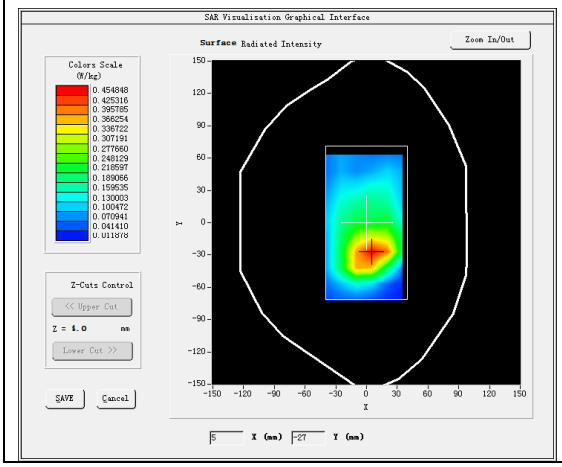	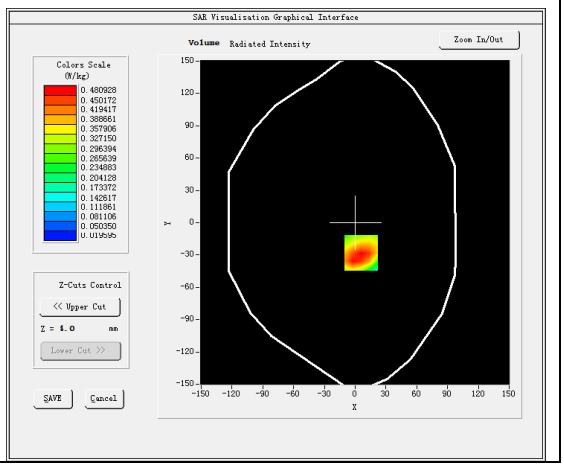

Maximum location: X=6.00, Y=-28.00
SAR Peak: 0.75 W/kg

SAR 10g (W/Kg)	0.268862
SAR 1g (W/Kg)	0.476666

Z (mm)	0.00	4.00	9.00	14.00	19.00	24.00	29.00
SAR (W/Kg)	0.7251	0.4809	0.2824	0.1730	0.1040	0.0689	0.0454

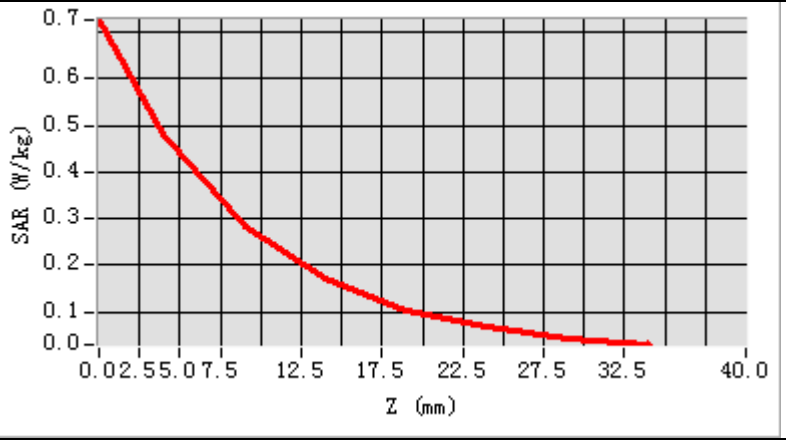

3D screen shot	Hot spot position
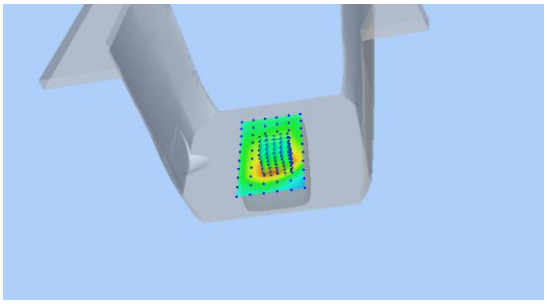	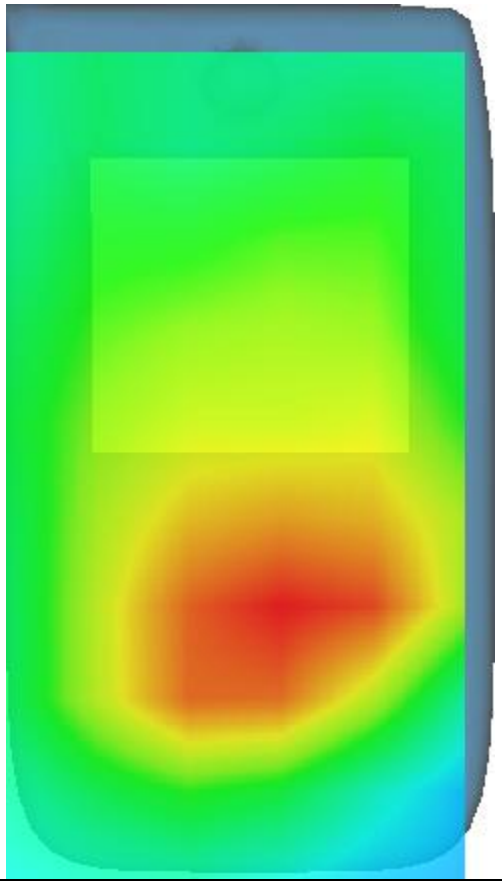

MEASUREMENT 5

Date of measurement: 20/1/2025

A. Experimental conditions.

Area Scan	dx=15mm dy=15mm, h= 5.00 mm
ZoomScan	5x5x7,dx=8mm dy=8mm dz=5mm
Phantom	Left head
Device Position	Cheek
Band	Band2_WCDMA1900
Channels	Middle
Signal	WCDMA (Crest factor: 1.0)
ConvF	2.57

B. SAR Measurement Results

Frequency (MHz)	1880.000000
Relative permittivity (real part)	38.986843
Relative permittivity (imaginary part)	13.735540
Conductivity (S/m)	1.434601
Variation (%)	-1.690000

SURFACE SAR	VOLUME SAR
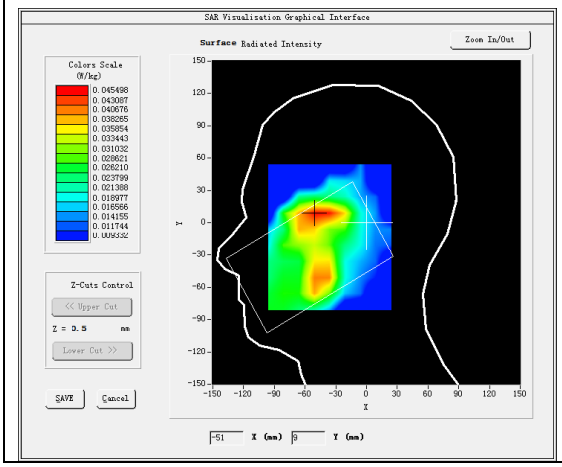	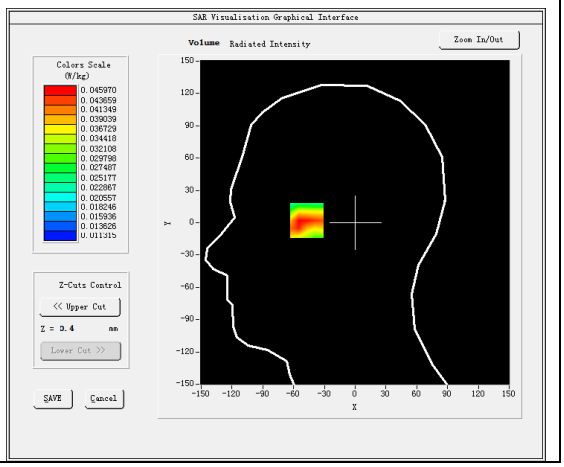

Maximum location: X=-47.00, Y=7.00
SAR Peak: 0.07 W/kg

SAR 10g (W/Kg)	0.031408
SAR 1g (W/Kg)	0.045751

Z (mm)	0.00	4.00	9.00	14.00	19.00	24.00	29.00
SAR (W/Kg)	0.0614	0.0460	0.0323	0.0235	0.0191	0.0189	0.0166

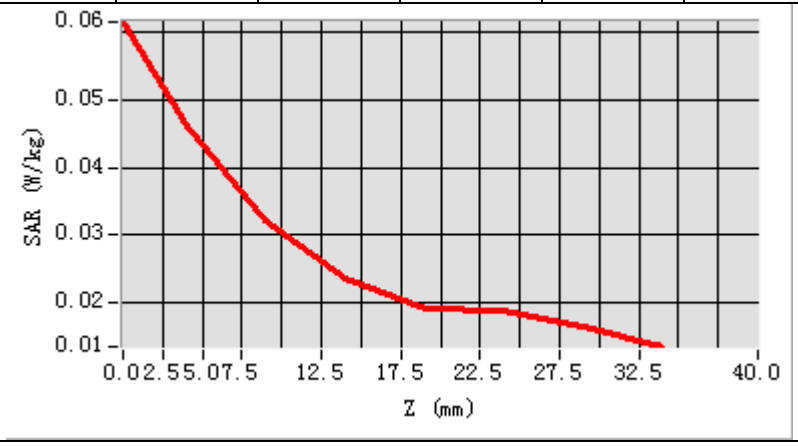

3D screen shot	Hot spot position
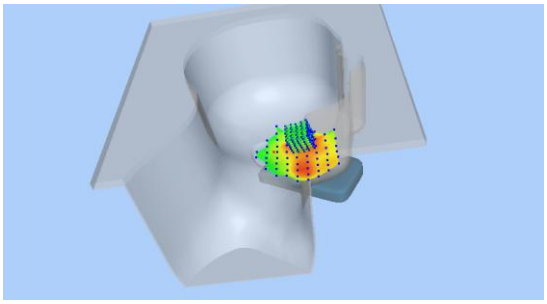	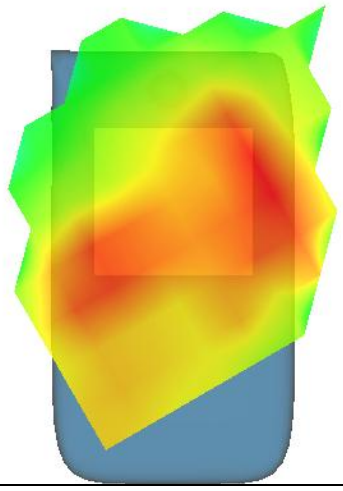

MEASUREMENT 6

Date of measurement: 20/1/2025

A. Experimental conditions.

Area Scan	dx=15mm dy=15mm, h= 5.00 mm
ZoomScan	5x5x7,dx=8mm dy=8mm dz=5mm
Phantom	Validation plane
Device Position	Body
Band	Band2_WCDMA1900
Channels	Middle
Signal	WCDMA (Crest factor: 1.0)
ConvF	2.57

B. SAR Measurement Results

Frequency (MHz)	1880.000000
Relative permittivity (real part)	38.986843
Relative permittivity (imaginary part)	13.735540
Conductivity (S/m)	1.434601
Variation (%)	-0.280000

SURFACE SAR	VOLUME SAR
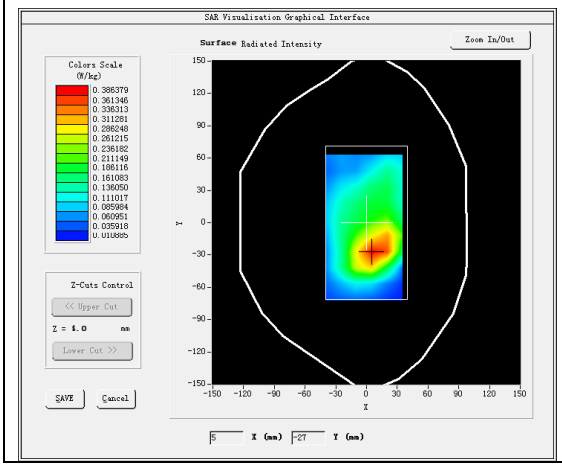	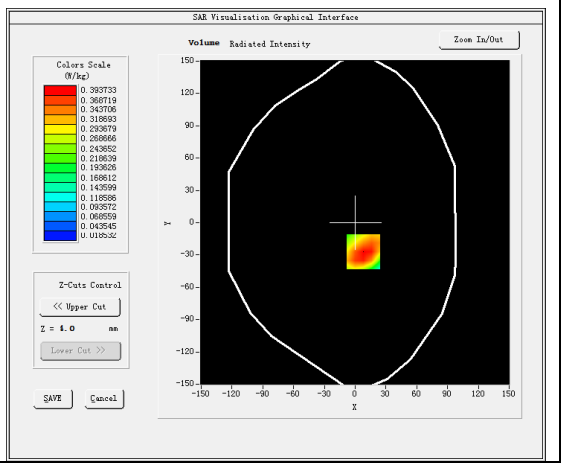

Maximum location: X=8.00, Y=-27.00
SAR Peak: 0.61 W/kg

SAR 10g (W/Kg)	0.222446
SAR 1g (W/Kg)	0.392531

Z (mm)	0.00	4.00	9.00	14.00	19.00	24.00	29.00
SAR (W/Kg)	0.5850	0.3937	0.2352	0.1422	0.0864	0.0559	0.0374

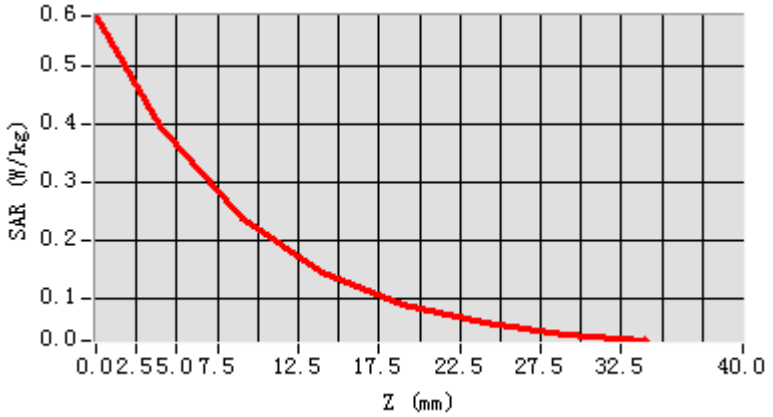

3D screen shot	Hot spot position
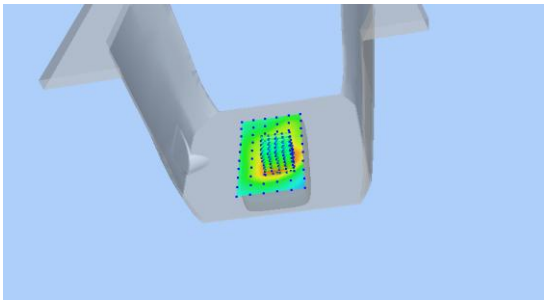	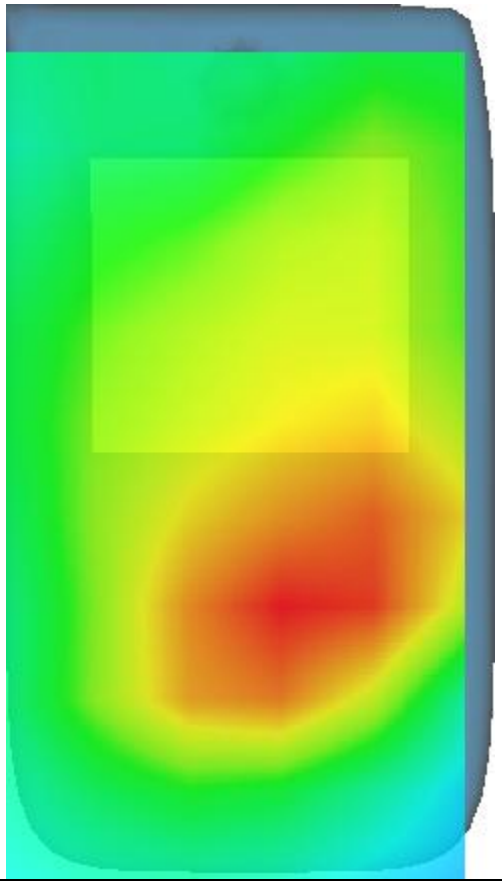

MEASUREMENT 7

Date of measurement: 17/1/2025

A. Experimental conditions.

Area Scan	dx=15mm dy=15mm, h= 5.00 mm
ZoomScan	5x5x7,dx=8mm dy=8mm dz=5mm
Phantom	Left head
Device Position	Cheek
Band	Band4_WCDMA1700
Channels	Middle
Signal	WCDMA (Crest factor: 1.0)
ConvF	2.51

B. SAR Measurement Results

Frequency (MHz)	1732.000000
Relative permittivity (real part)	39.562210
Relative permittivity (imaginary part)	13.790940
Conductivity (S/m)	1.326995
Variation (%)	4.420000

SURFACE SAR	VOLUME SAR
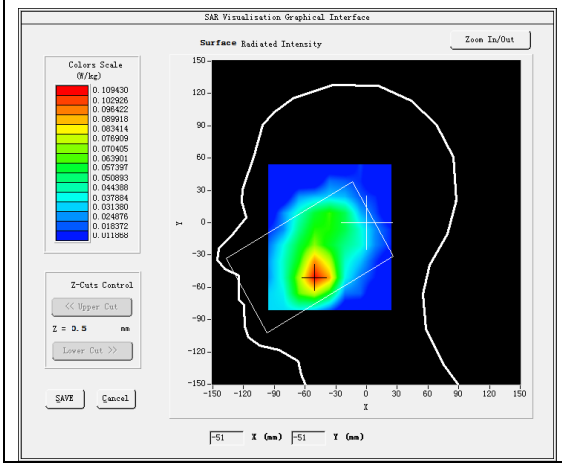	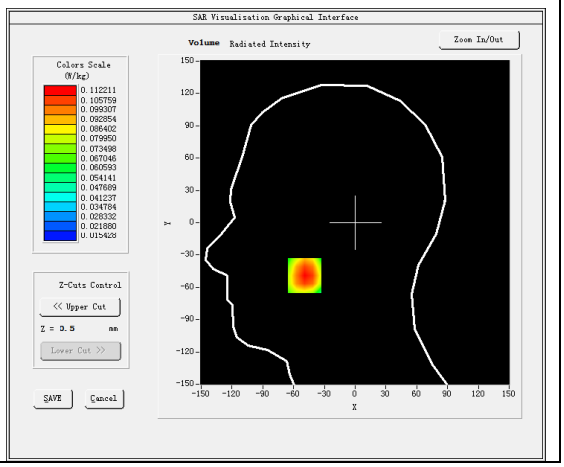

Maximum location: X=-49.00, Y=-49.00
SAR Peak: 0.15 W/kg

SAR 10g (W/Kg)	0.075371
SAR 1g (W/Kg)	0.108845

Z (mm)	0.00	4.00	9.00	14.00	19.00	24.00	29.00
SAR (W/Kg)	0.1400	0.1122	0.0843	0.0656	0.0517	0.0387	0.0344

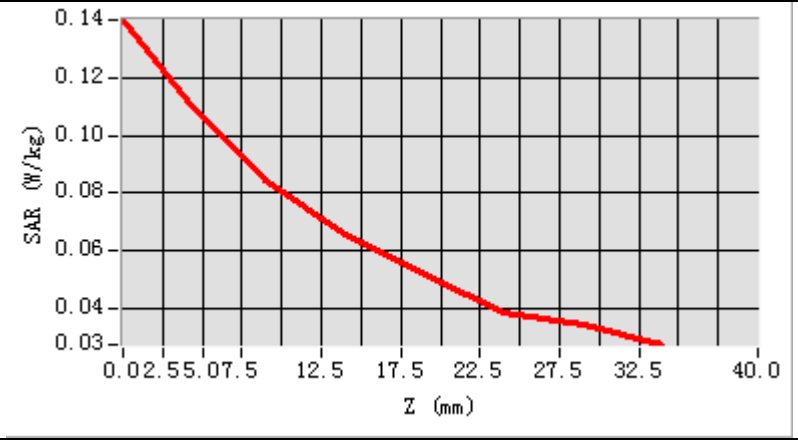

3D screen shot	Hot spot position
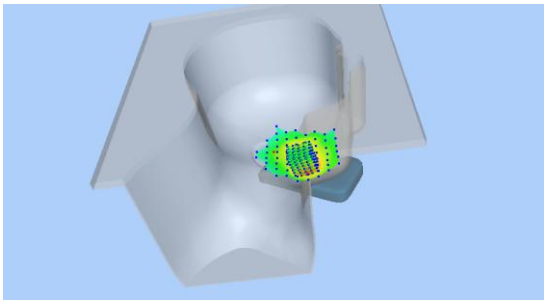	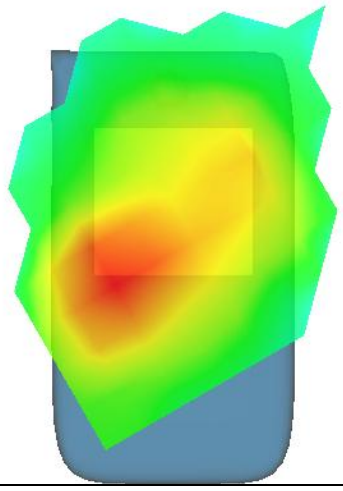

MEASUREMENT 8

Date of measurement: 17/1/2025

A. Experimental conditions.

Area Scan	dx=15mm dy=15mm, h= 5.00 mm
ZoomScan	5x5x7,dx=8mm dy=8mm dz=5mm
Phantom	Validation plane
Device Position	Body
Band	Band4_WCDMA1700
Channels	Middle
Signal	WCDMA (Crest factor: 1.0)
ConvF	2.51

B. SAR Measurement Results

Frequency (MHz)	1732.000000
Relative permittivity (real part)	39.562210
Relative permittivity (imaginary part)	13.790940
Conductivity (S/m)	1.326995
Variation (%)	-1.230000

SURFACE SAR	VOLUME SAR
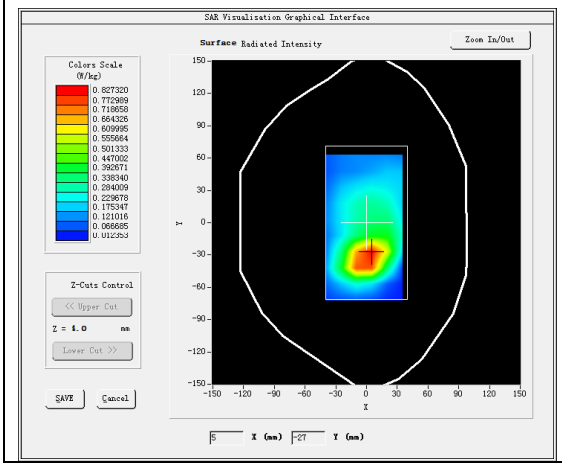	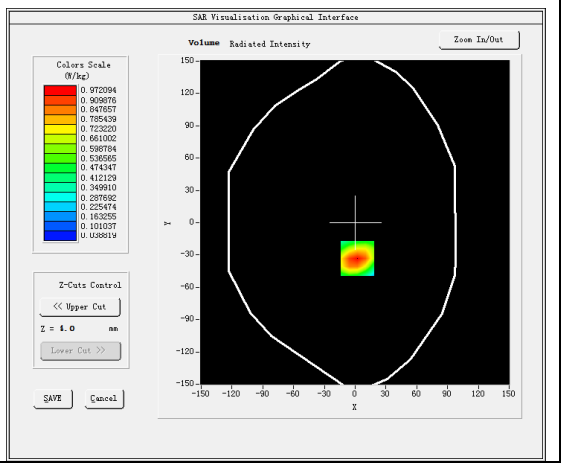

Maximum location: X=2.00, Y=-33.00
SAR Peak: 1.41 W/kg

SAR 10g (W/Kg)	0.534805
SAR 1g (W/Kg)	0.927839

Z (mm)	0.00	4.00	9.00	14.00	19.00	24.00	29.00
SAR (W/Kg)	1.4094	0.9721	0.6106	0.3942	0.2565	0.1677	0.1095

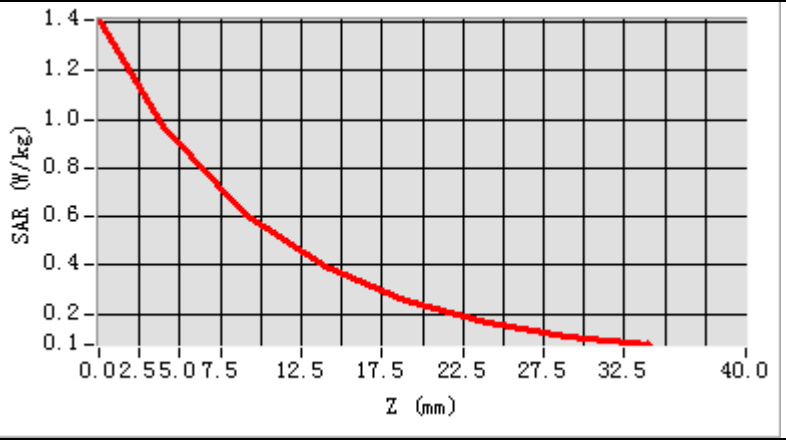

3D screen shot	Hot spot position
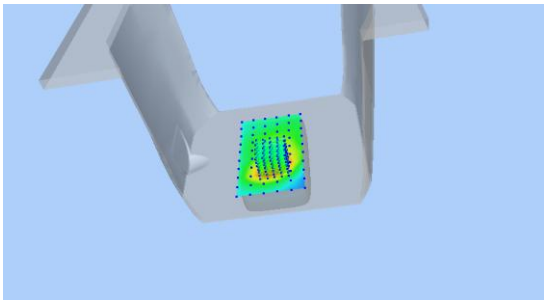	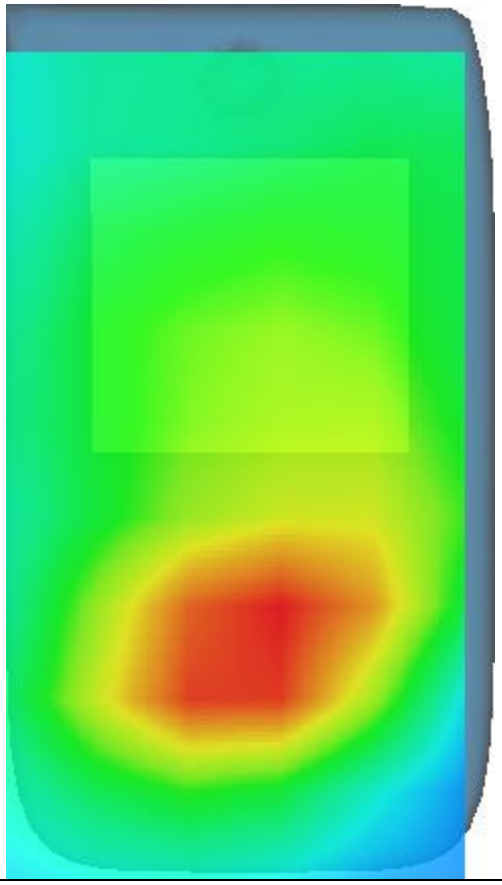

MEASUREMENT 9

Date of measurement: 15/1/2025

A. Experimental conditions.

Area Scan	dx=15mm dy=15mm, h= 5.00 mm
ZoomScan	5x5x7,dx=8mm dy=8mm dz=5mm
Phantom	Left head
Device Position	Cheek
Band	Band5_WCDMA850
Channels	Middle
Signal	WCDMA (Crest factor: 1.0)
ConvF	2.34

B. SAR Measurement Results

Frequency (MHz)	836.400000
Relative permittivity (real part)	41.885033
Relative permittivity (imaginary part)	19.759706
Conductivity (S/m)	0.918168
Variation (%)	-1.080000

SURFACE SAR	VOLUME SAR
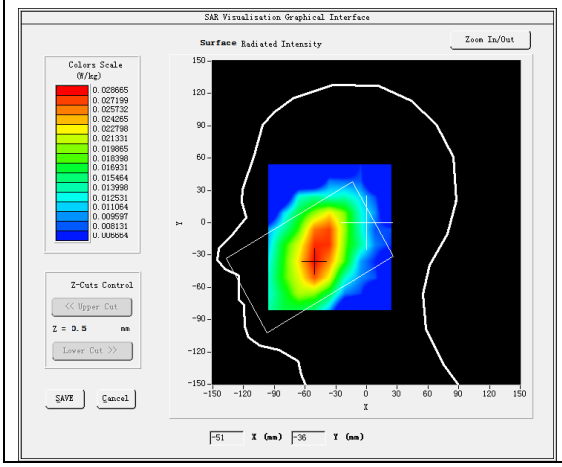	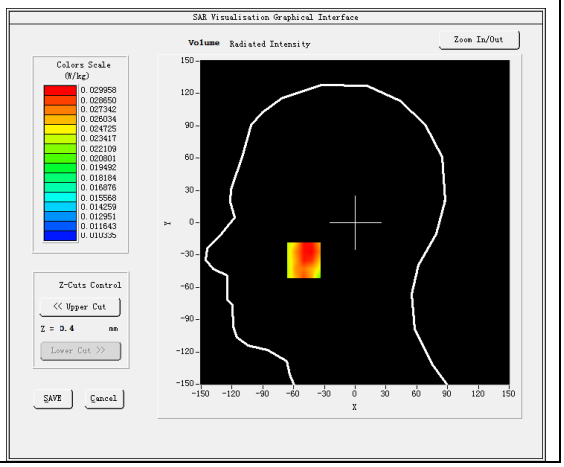

Maximum location: X=-50.00, Y=-35.00
SAR Peak: 0.04 W/kg

SAR 10g (W/Kg)	0.025217
SAR 1g (W/Kg)	0.030614