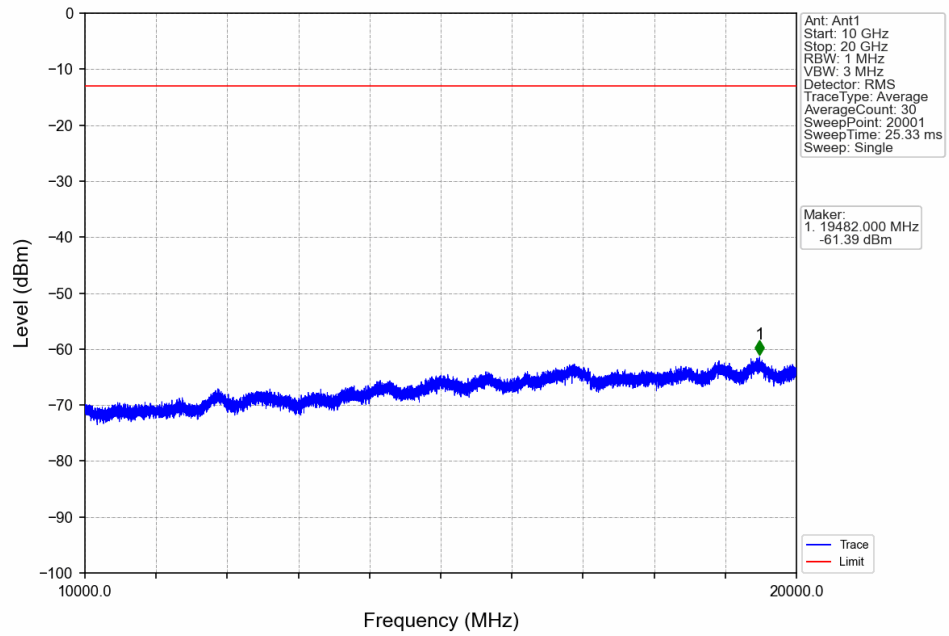

Band2_15MHz_16QAM_HCH_1902.5MHz_RB_1_74_NTNV

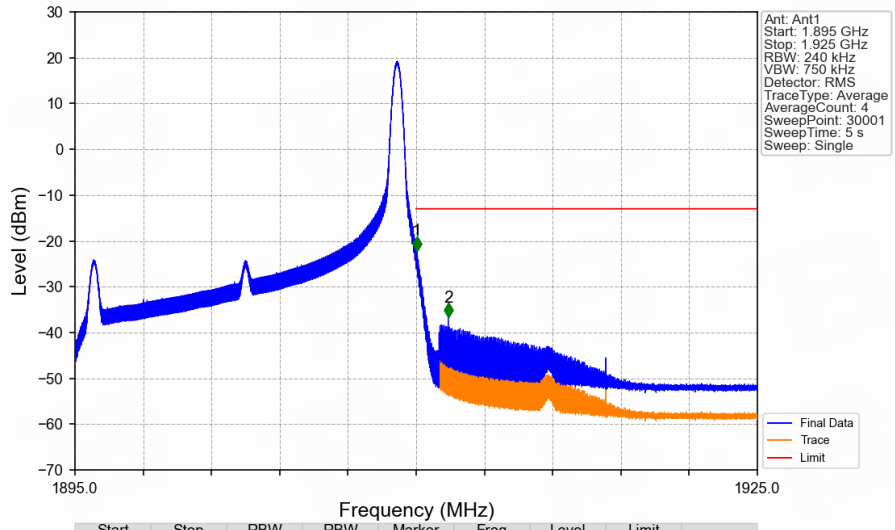

Start (MHz)	Stop (MHz)	RBW (MHz)	RBW Factor(dB)	Marker No.	Freq (MHz)	Level (dBm)	Limit (dBm)	Result
1895	1910	0.24	0	/	/	/	/	/
1910	1911	0.24	0	1	1910.034	-22.14	-13	Pass
1911	1925	1	6.2	2	1911.411	-36.70	-13	Pass

Band2_15MHz_16QAM_HCH_1902.5MHz_RB_75_0_NTNV

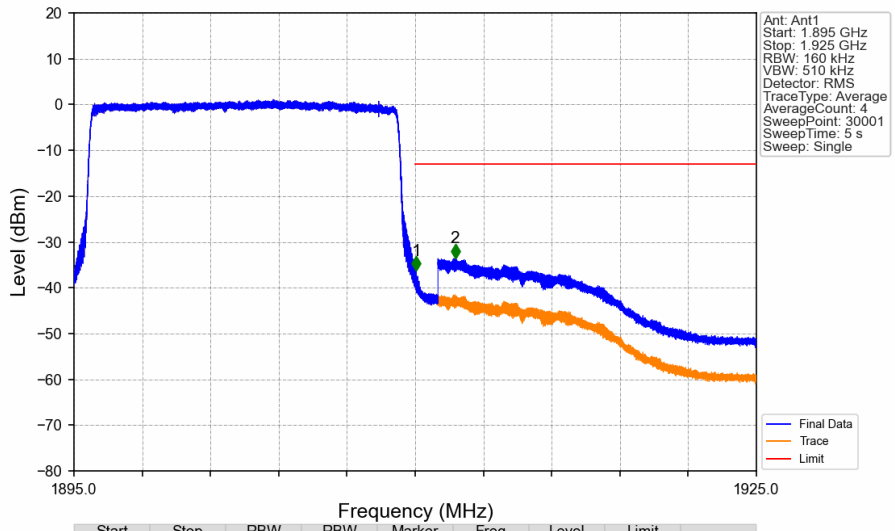

Start (MHz)	Stop (MHz)	RBW (MHz)	RBW Factor(dB)	Marker No.	Freq (MHz)	Level (dBm)	Limit (dBm)	Result
1895	1910	0.16	0	/	/	/	/	/
1910	1911	0.16	0	1	1910.050	-36.33	-13	Pass
1911	1925	1	7.96	2	1911.756	-33.55	-13	Pass

6.6 B2_20MHz

6.6.1 Test Result

Band: 2 / Bandwidth: 20MHz / NTNV						
Modulation	Frequency (MHz)	RB Allocation		Spurious Emission		Verdict
		Size	Offset	Result	Limit	
QPSK	1860	1	0	Refer To Test Graph		Pass
		100	0	Refer To Test Graph		Pass
	1880	1	0	Refer To Test Graph		Pass
	1900	1	0	Refer To Test Graph		Pass
			99	Refer To Test Graph		Pass
		100	0	Refer To Test Graph		Pass
16QAM	1860	1	0	Refer To Test Graph		Pass
		100	0	Refer To Test Graph		Pass
	1880	1	0	Refer To Test Graph		Pass
	1900	1	0	Refer To Test Graph		Pass
			99	Refer To Test Graph		Pass
		100	0	Refer To Test Graph		Pass

6.6.2 Test Graph

Band2_20MHz_QPSK_LCH_1860MHz_RB_1_0_NTNV

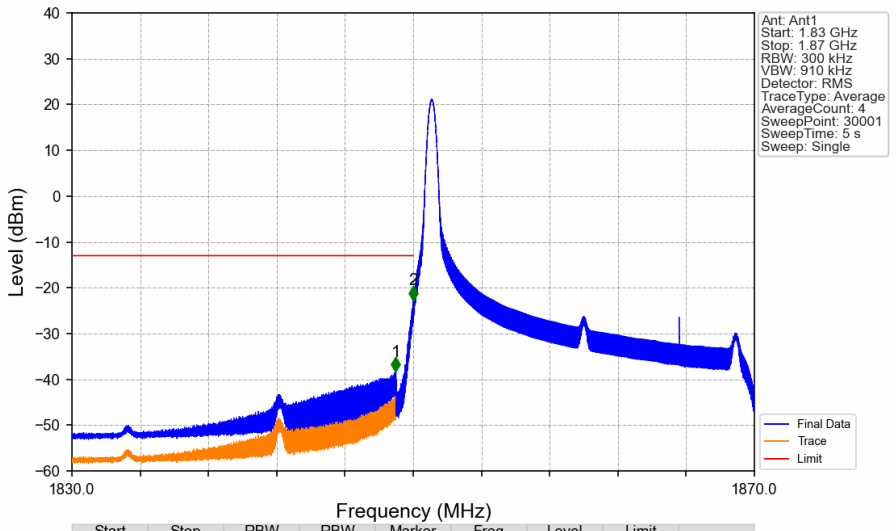

Start (MHz)	Stop (MHz)	RBW (MHz)	RBW Factor(dB)	Marker No.	Freq (MHz)	Level (dBm)	Limit (dBm)	Result
1830	1849	1	5.23	1	1848.971	-38.30	-13	Pass
1849	1850	0.3	0	2	1849.999	-22.71	-13	Pass
1850	1870	0.3	0	/	/	/	/	/

Band2_20MHz_QPSK_LCH_1860MHz_RB_1_0_NTNV

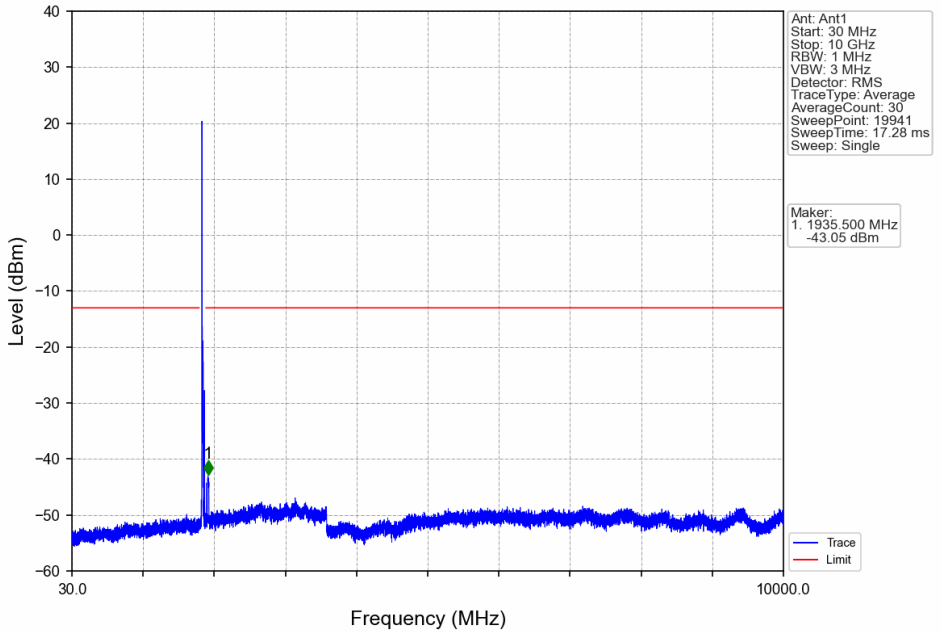

Band2_20MHz_QPSK_LCH_1860MHz_RB_1_0_NTNV

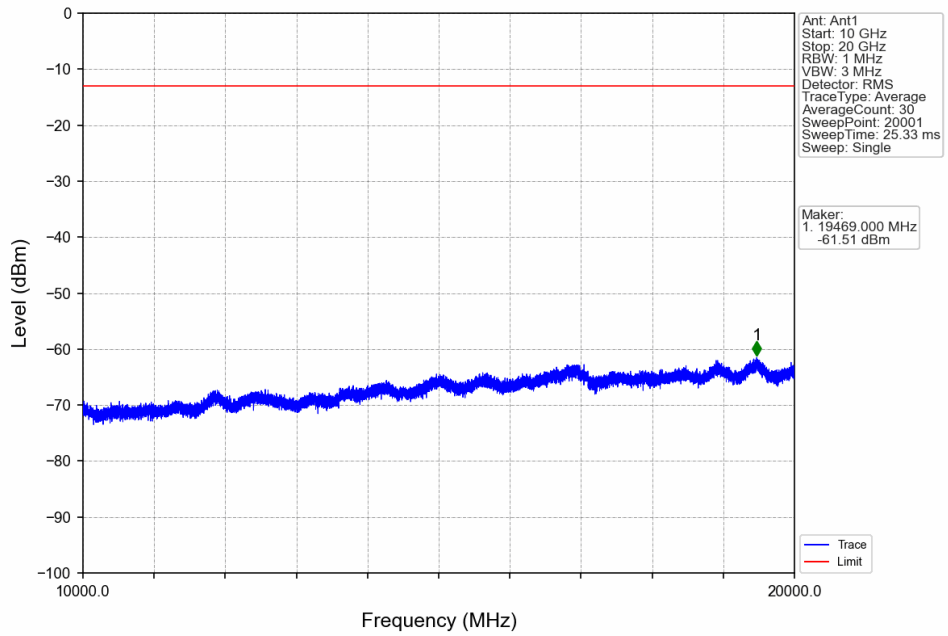

Band2_20MHz_QPSK_LCH_1860MHz_RB_100_0_NTNV

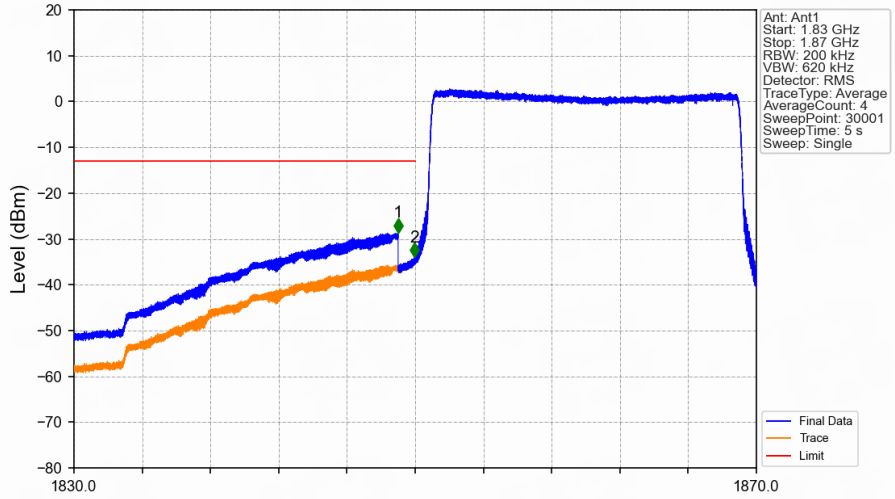

Start (MHz)	Stop (MHz)	RBW (MHz)	RBW Factor(dB)	Marker No.	Freq (MHz)	Level (dBm)	Limit (dBm)	Result
1830	1849	1	6.99	1	1848.989	-28.60	-13	Pass
1849	1850	0.2	0	2	1849.965	-33.98	-13	Pass
1850	1870	0.2	0	/	/	/	/	/

Band2_20MHz_QPSK_MCH_1880MHz_RB_1_0_NTNV

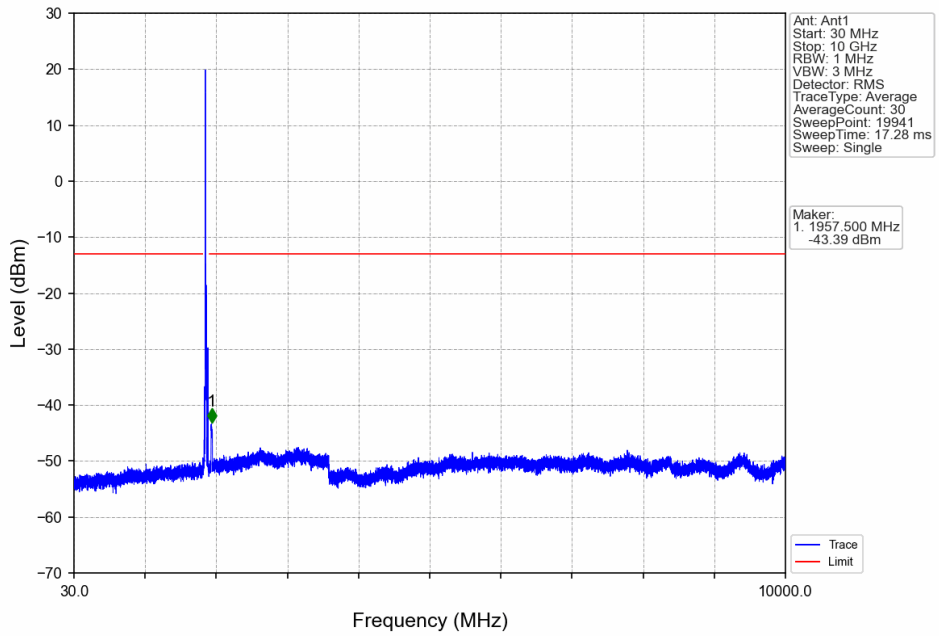

Band2_20MHz_QPSK_MCH_1880MHz_RB_1_0_NTNV

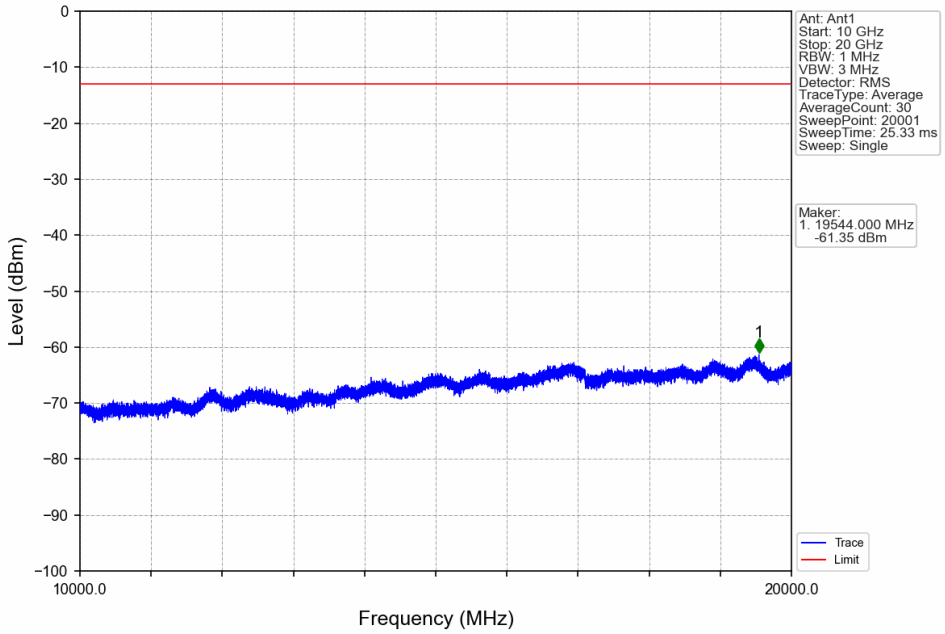

Band2_20MHz_QPSK_HCH_1900MHz_RB_1_0_NTNV

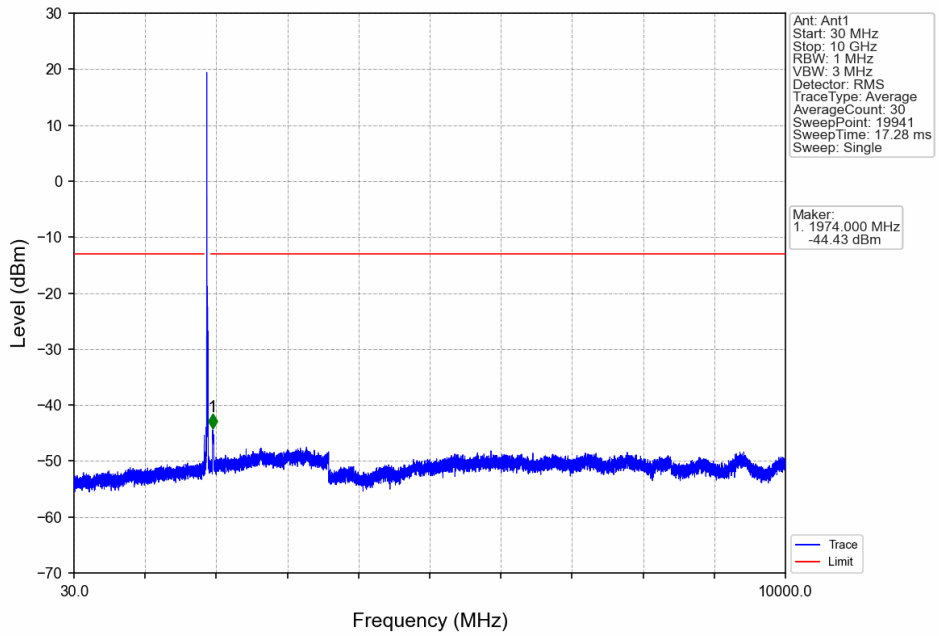

Band2_20MHz_QPSK_HCH_1900MHz_RB_1_0_NTNV

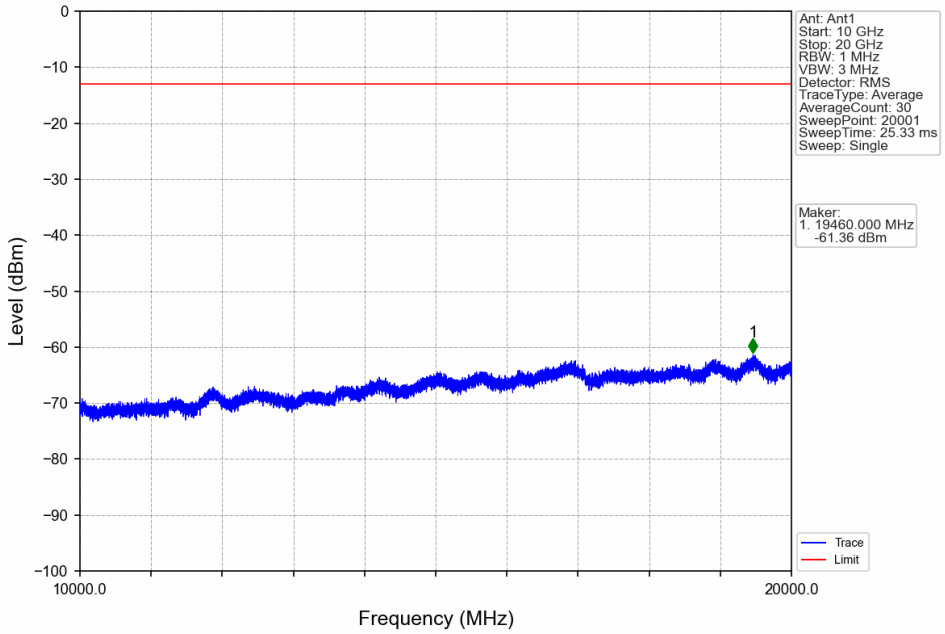

Band2_20MHz_QPSK_HCH_1900MHz_RB_1_99_NTNV

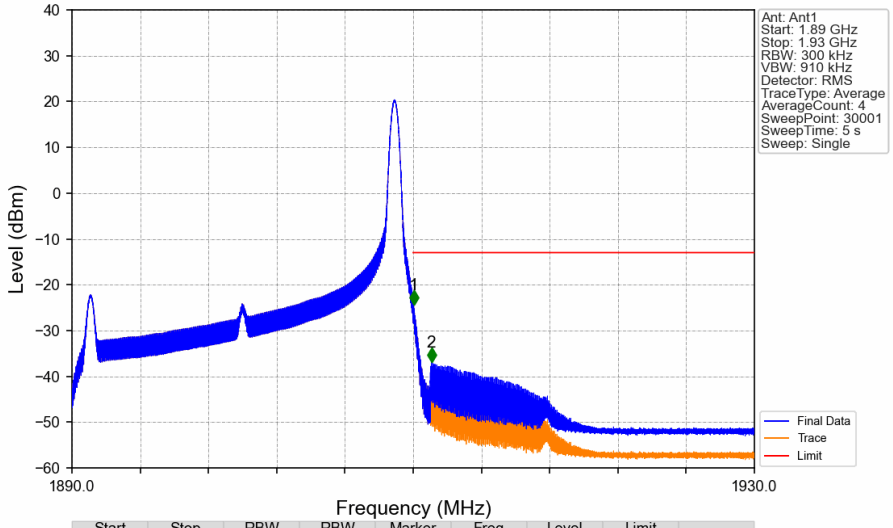

Start (MHz)	Stop (MHz)	RBW (MHz)	RBW Factor(dB)	Marker No.	Freq (MHz)	Level (dBm)	Limit (dBm)	Result
1890	1910	0.3	0	/	/	/	/	/
1910	1911	0.3	0	1	1910.029	-24.38	-13	Pass
1911	1930	1	5.23	2	1911.069	-36.96	-13	Pass

Band2_20MHz_QPSK_HCH_1900MHz_RB_100_0_NTNV

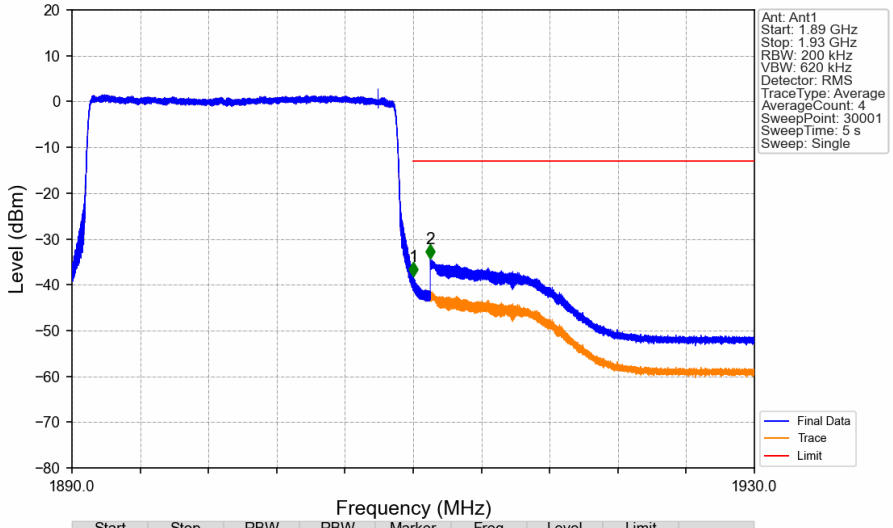

Start (MHz)	Stop (MHz)	RBW (MHz)	RBW Factor(dB)	Marker No.	Freq (MHz)	Level (dBm)	Limit (dBm)	Result
1890	1910	0.2	0	/	/	/	/	/
1910	1911	0.2	0	1	1910.015	-38.16	-13	Pass
1911	1930	1	6.99	2	1911.003	-34.35	-13	Pass

Band2_20MHz_16QAM_LCH_1860MHz_RB_1_0_NTNV

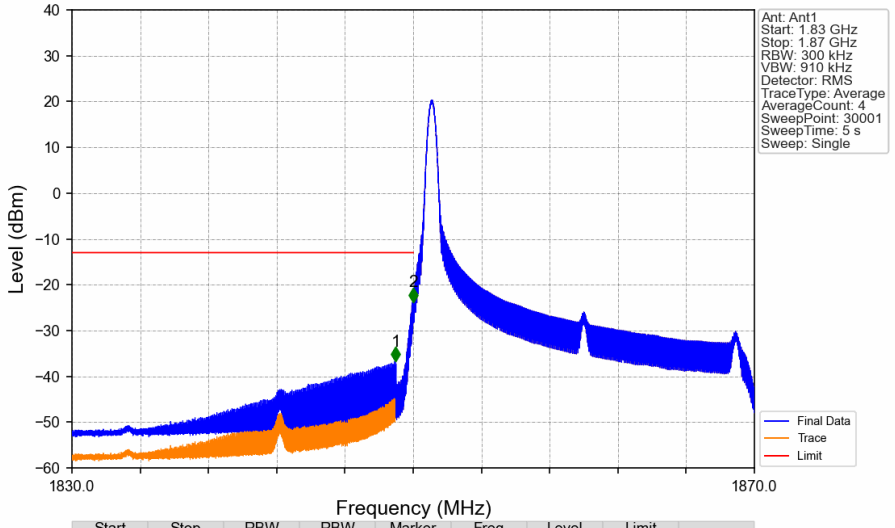

Start (MHz)	Stop (MHz)	RBW (MHz)	RBW Factor(dB)	Marker No.	Freq (MHz)	Level (dBm)	Limit (dBm)	Result
1830	1849	1	5.23	1	1848.977	-36.67	-13	Pass
1849	1850	0.3	0	2	1849.989	-23.78	-13	Pass
1850	1870	0.3	0	/	/	/	/	/

Band2_20MHz_16QAM_LCH_1860MHz_RB_1_0_NTNV

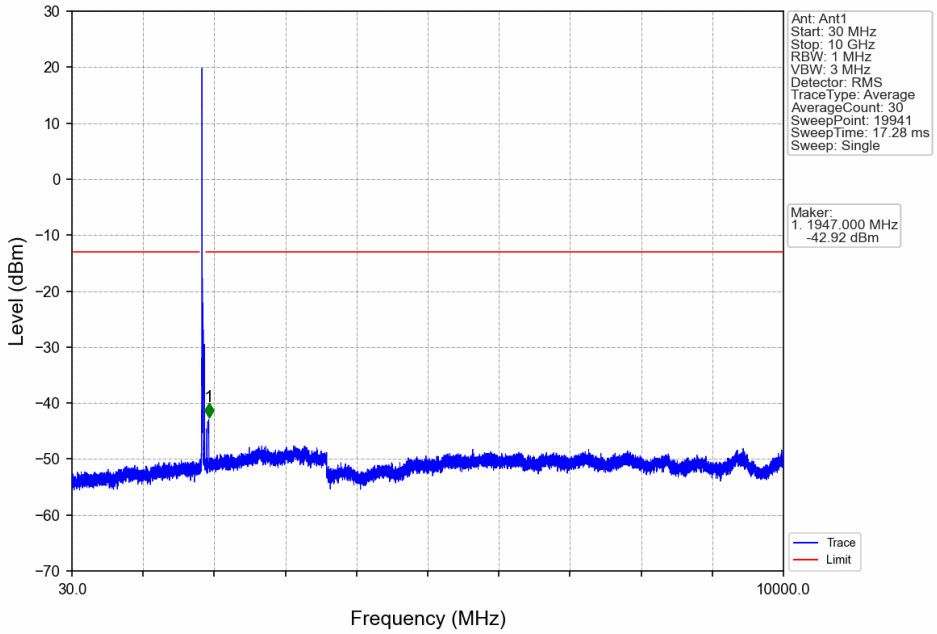

Band2_20MHz_16QAM_LCH_1860MHz_RB_1_0_NTNV

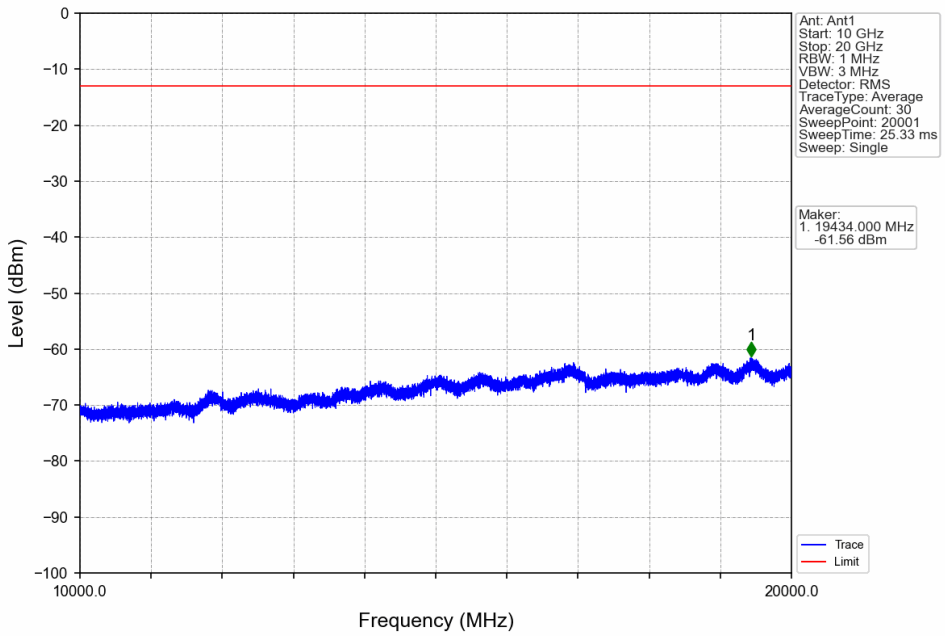

Band2_20MHz_16QAM_LCH_1860MHz_RB_100_0_NTNV

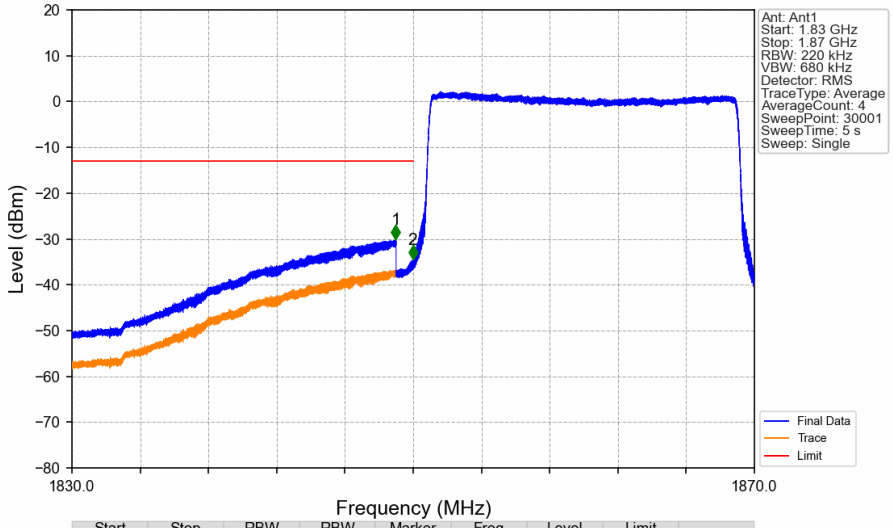

Start (MHz)	Stop (MHz)	RBW (MHz)	RBW Factor(dB)	Marker No.	Freq (MHz)	Level (dBm)	Limit (dBm)	Result
1830	1849	1	6.58	1	1848.980	-30.14	-13	Pass
1849	1850	0.22	0	2	1849.977	-34.48	-13	Pass
1850	1870	0.22	0	/	/	/	/	/

Band2_20MHz_16QAM_MCH_1880MHz_RB_1_0_NTNV

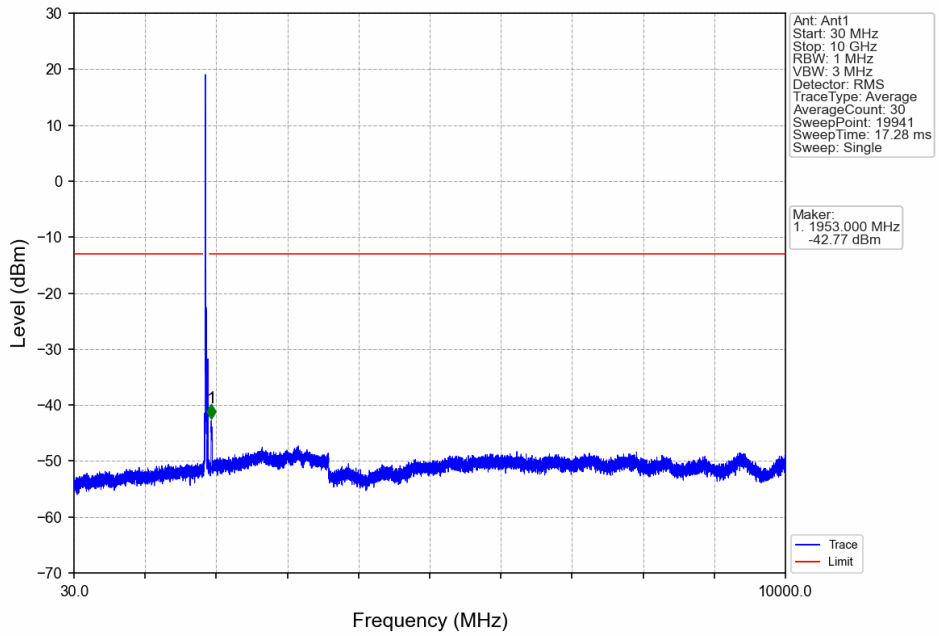

Band2_20MHz_16QAM_MCH_1880MHz_RB_1_0_NTNV

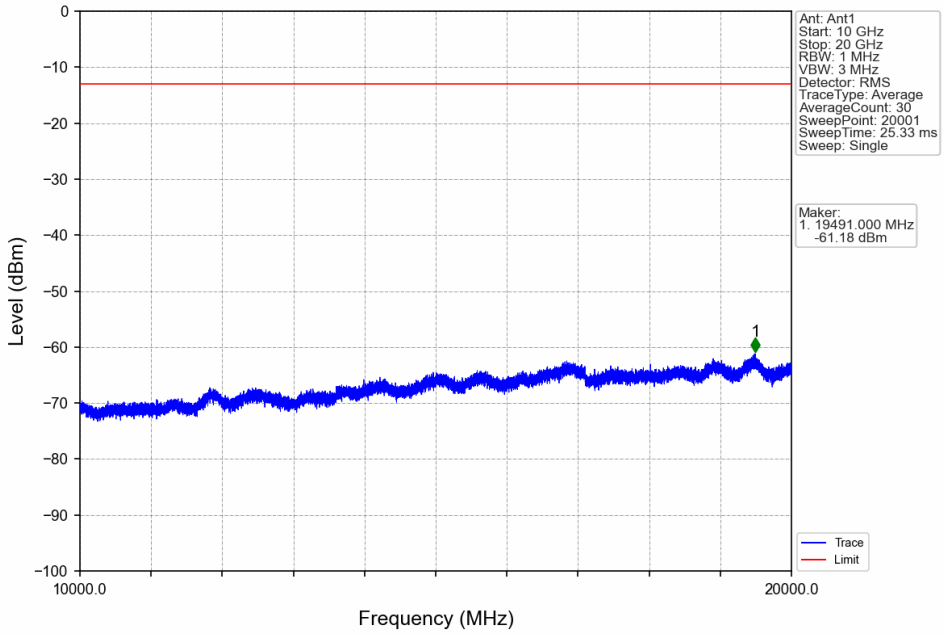

Band2_20MHz_16QAM_HCH_1900MHz_RB_1_0_NTNV

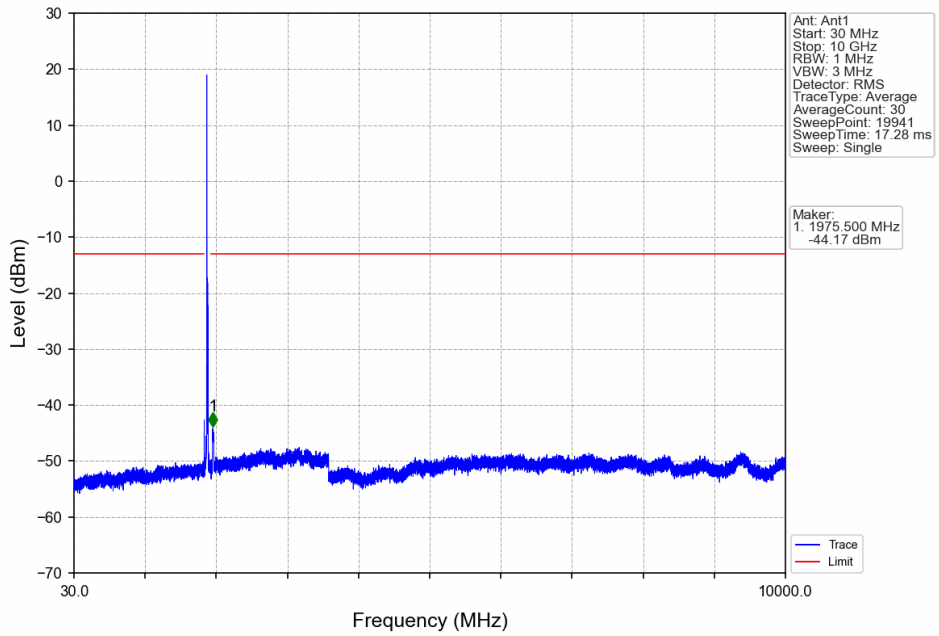

Band2_20MHz_16QAM_HCH_1900MHz_RB_1_0_NTNV

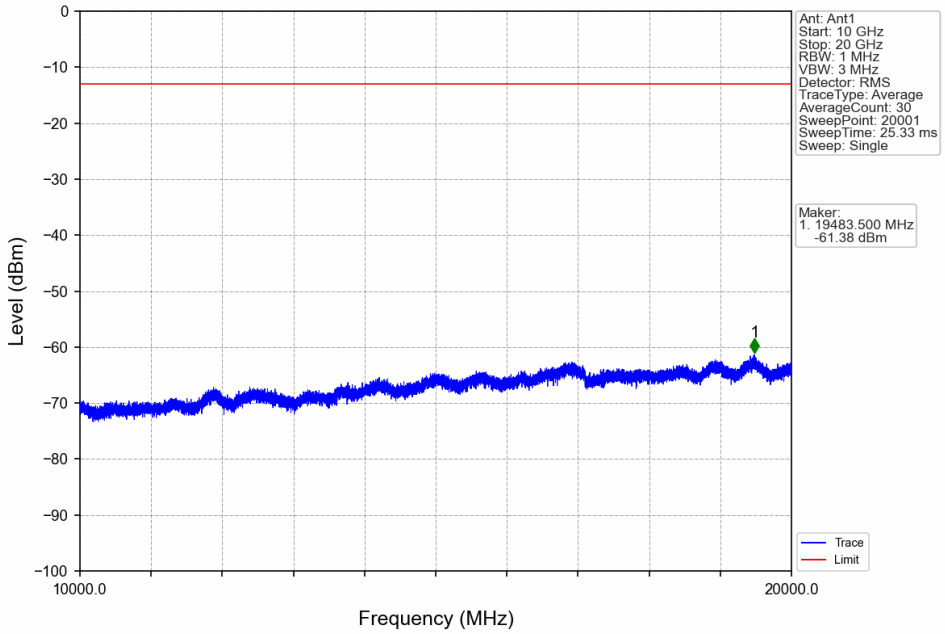

Band2_20MHz_16QAM_HCH_1900MHz_RB_1_99_NTNV

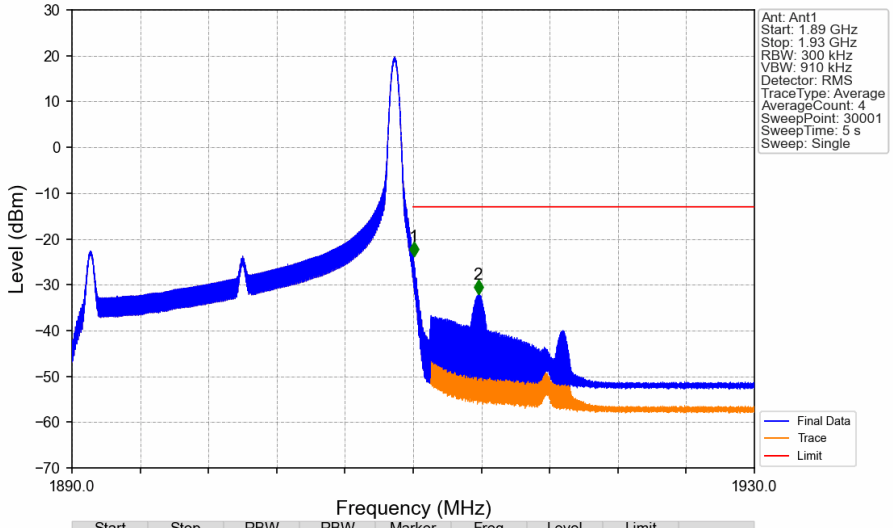

Start (MHz)	Stop (MHz)	RBW (MHz)	RBW Factor(dB)	Marker No.	Freq (MHz)	Level (dBm)	Limit (dBm)	Result
1890	1910	0.3	0	/	/	/	/	/
1910	1911	0.3	0	1	1910.024	-23.85	-13	Pass
1911	1930	1	5.23	2	1913.808	-32.05	-13	Pass

Band2_20MHz_16QAM_HCH_1900MHz_RB_100_0_NTNV

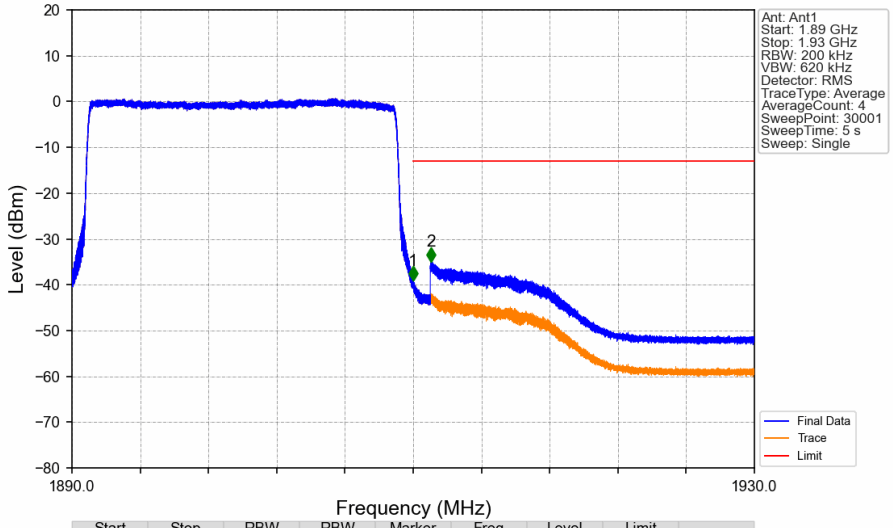

Start (MHz)	Stop (MHz)	RBW (MHz)	RBW Factor(dB)	Marker No.	Freq (MHz)	Level (dBm)	Limit (dBm)	Result
1890	1910	0.2	0	/	/	/	/	/
1910	1911	0.2	0	1	1910.000	-39.09	-13	Pass
1911	1930	1	6.99	2	1911.051	-34.95	-13	Pass

7. Form731

7.1 Form731_Power

7.1.1 Test Result

Band	BW	Lower Freq	High Freq	MAX Power (W)	Value	Hz/ppm	Emission Designator	Rule Parts	MAX Power (dBm)
2	1.4	1850.7	1909.3	0.1452	0.0143	ppm	1M53G7D	24E	21.62
2	1.4	1850.7	1909.3	0.1143	0.0093	ppm	1M34W7D	24E	20.58
2	3	1851.5	1908.5	0.1493	0.0170	ppm	2M85G7D	24E	21.74
2	3	1851.5	1908.5	0.1279	0.0120	ppm	2M80W7D	24E	21.07
2	5	1852.5	1907.5	0.1439	0.0095	ppm	4M62G7D	24E	21.58
2	5	1852.5	1907.5	0.1146	0.0056	ppm	4M64W7D	24E	20.59
2	10	1855	1905	0.1466	0.0041	ppm	9M20G7D	24E	21.66
2	10	1855	1905	0.1279	0.0029	ppm	9M15W7D	24E	21.07
2	15	1857.5	1902.5	0.1400	0.0034	ppm	14M1G7D	24E	21.46
2	15	1857.5	1902.5	0.1208	0.0031	ppm	14M0W7D	24E	20.82
2	20	1860	1900	0.1435	0.0027	ppm	19M0G7D	24E	21.57
2	20	1860	1900	0.1256	0.0025	ppm	18M6W7D	24E	20.99

7.2 Form731_EIRP

7.2.1 Test Result

Band	BW	Lower Freq	High Freq	MAX Power (W)	Value	Hz/ppm	Emission Designator	Rule Parts	MAX Power (dBm)
2	1.4	1850.7	1909.3	0.0953	0.0143	ppm	1M53G7D	24E	19.79
2	1.4	1850.7	1909.3	0.0750	0.0093	ppm	1M34W7D	24E	18.75
2	3	1851.5	1908.5	0.0979	0.0170	ppm	2M85G7D	24E	19.91
2	3	1851.5	1908.5	0.0839	0.0120	ppm	2M80W7D	24E	19.24
2	5	1852.5	1907.5	0.0944	0.0095	ppm	4M62G7D	24E	19.75
2	5	1852.5	1907.5	0.0752	0.0056	ppm	4M64W7D	24E	18.76
2	10	1855	1905	0.0962	0.0041	ppm	9M20G7D	24E	19.83
2	10	1855	1905	0.0839	0.0029	ppm	9M15W7D	24E	19.24
2	15	1857.5	1902.5	0.0918	0.0034	ppm	14M1G7D	24E	19.63
2	15	1857.5	1902.5	0.0793	0.0031	ppm	14M0W7D	24E	18.99
2	20	1860	1900	0.0942	0.0027	ppm	19M0G7D	24E	19.74
2	20	1860	1900	0.0824	0.0025	ppm	18M6W7D	24E	19.16