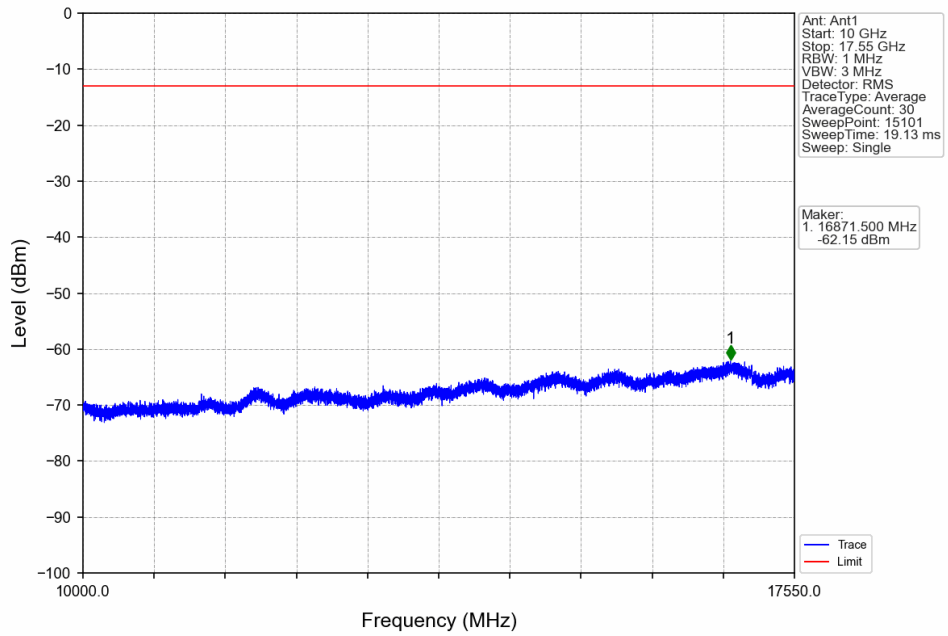

Band4_15MHz_16QAM_HCH_1747.5MHz_RB_1_0_NTNV

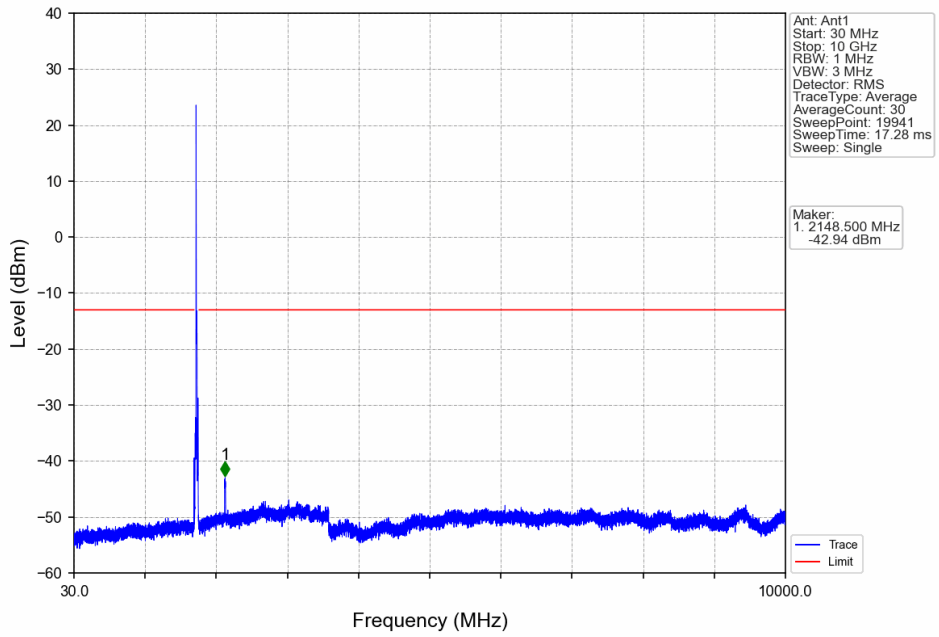

Band4_15MHz_16QAM_HCH_1747.5MHz_RB_1_0_NTNV

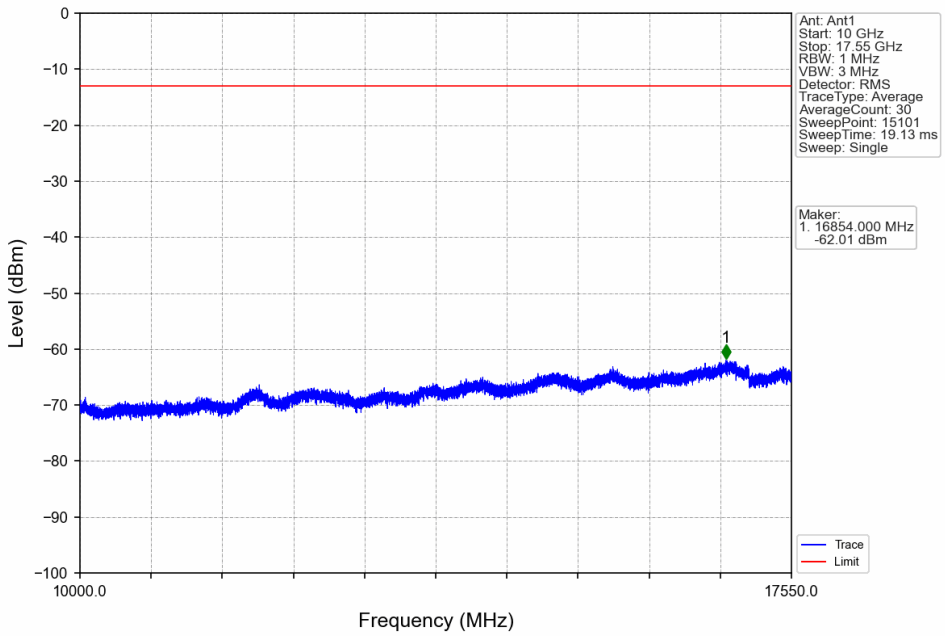

Band4_15MHz_16QAM_HCH_1747.5MHz_RB_1_74_NTNV

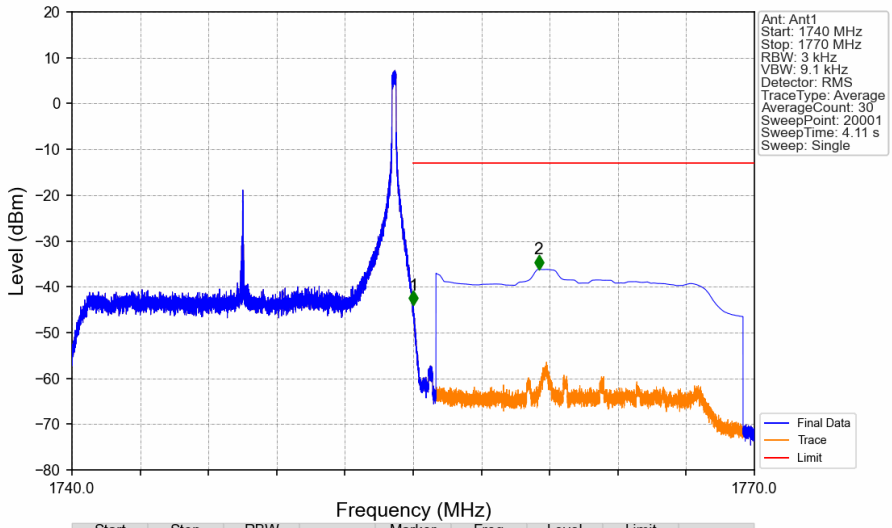

Start (MHz)	Stop (MHz)	RBW (MHz)	Method	Marker No.	Freq (MHz)	Level (dBm)	Limit (dBm)	Result
1740	1755	0.003	/	/	/	/	/	/
1755	1756	0.003	/	1	1755.014	-44.03	-13	Pass
1756	1770	1	CHP	2	1760.520	-36.17	-13	Pass

Band4_15MHz_16QAM_HCH_1747.5MHz_RB_75_0_NTNV

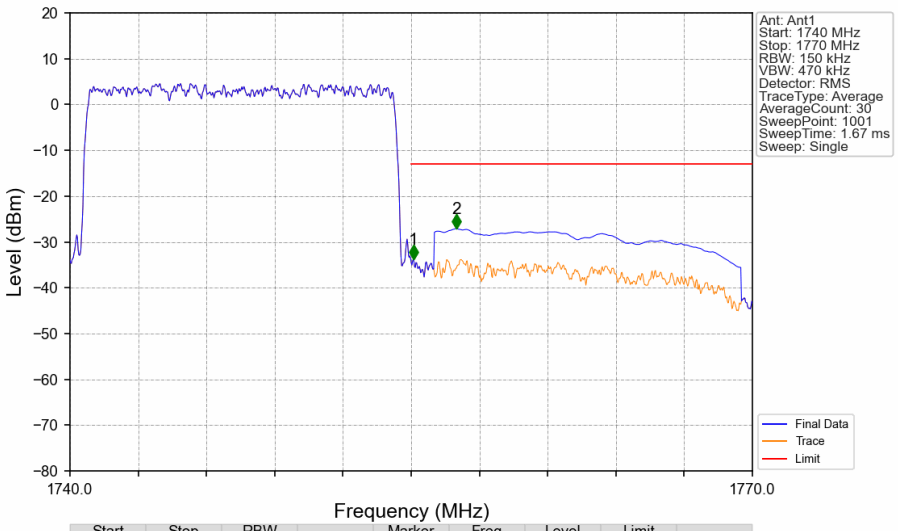

Start (MHz)	Stop (MHz)	RBW (MHz)	Method	Marker No.	Freq (MHz)	Level (dBm)	Limit (dBm)	Result
1740	1755	0.15	/	/	/	/	/	/
1755	1756	0.15	/	1	1755.090	-33.80	-13	Pass
1756	1770	1	CHP	2	1756.980	-27.07	-13	Pass

6.6 B4_20MHz

6.6.1 Test Result

Band: 4 / Bandwidth: 20MHz / NTNV						
Modulation	Frequency (MHz)	RB Allocation		Spurious Emission		Verdict
		Size	Offset	Result	Limit	
QPSK	1720	1	0	Refer To Test Graph		Pass
		100	0	Refer To Test Graph		Pass
	1732.5	1	0	Refer To Test Graph		Pass
	1745	1	0	Refer To Test Graph		Pass
			99	Refer To Test Graph		Pass
		100	0	Refer To Test Graph		Pass
16QAM	1720	1	0	Refer To Test Graph		Pass
		100	0	Refer To Test Graph		Pass
	1732.5	1	0	Refer To Test Graph		Pass
	1745	1	0	Refer To Test Graph		Pass
			99	Refer To Test Graph		Pass
		100	0	Refer To Test Graph		Pass

6.6.2 Test Graph

Band4_20MHz_QPSK_LCH_1720MHz_RB_1_0_NTNV

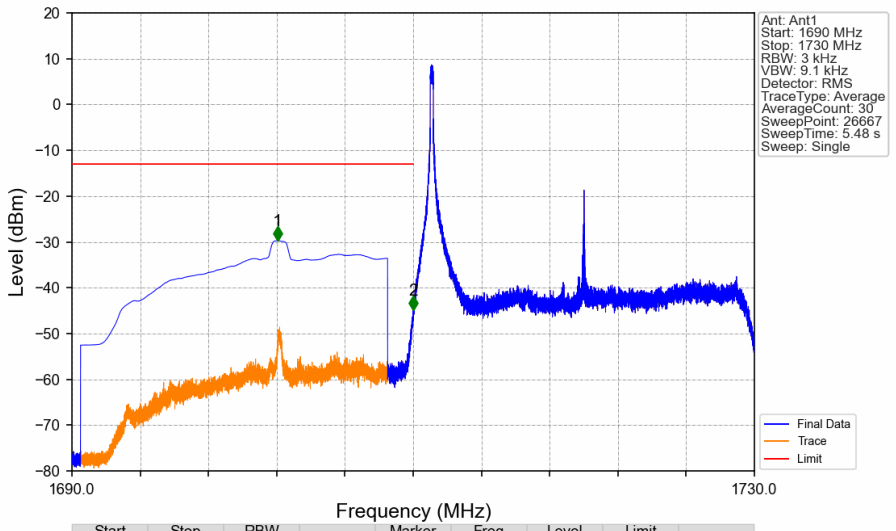

Start (MHz)	Stop (MHz)	RBW (MHz)	Method	Marker No.	Freq (MHz)	Level (dBm)	Limit (dBm)	Result
1690	1709	1	CHP	1	1702.033	-29.73	-13	Pass
1709	1710	0.003	/	2	1709.995	-44.90	-13	Pass
1710	1730	0.003	/	/	/	/	/	/

Band4_20MHz_QPSK_LCH_1720MHz_RB_1_0_NTNV

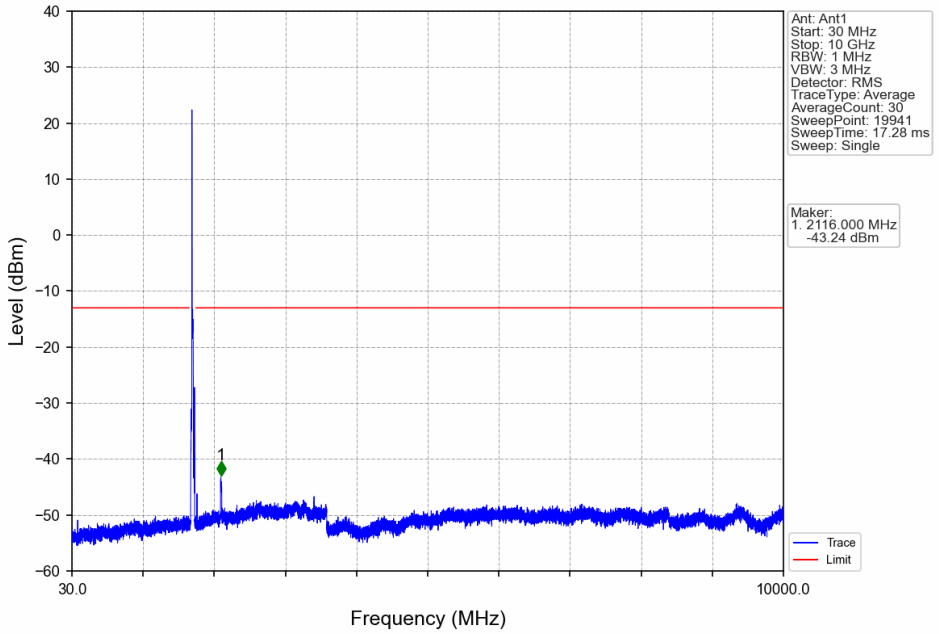

Band4_20MHz_QPSK_LCH_1720MHz_RB_1_0_NTNV

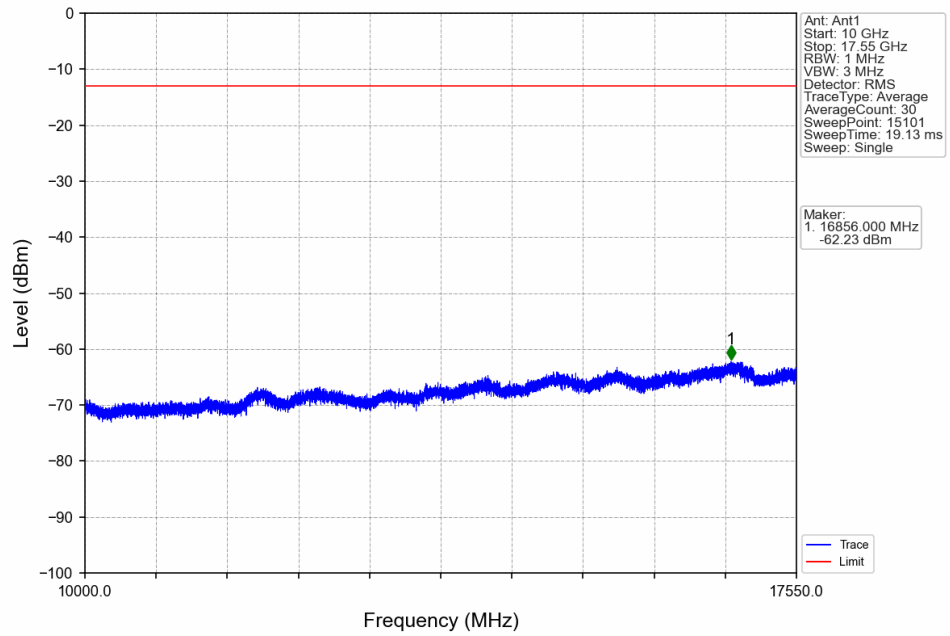

Band4_20MHz_QPSK_LCH_1720MHz_RB_100_0_NTNV

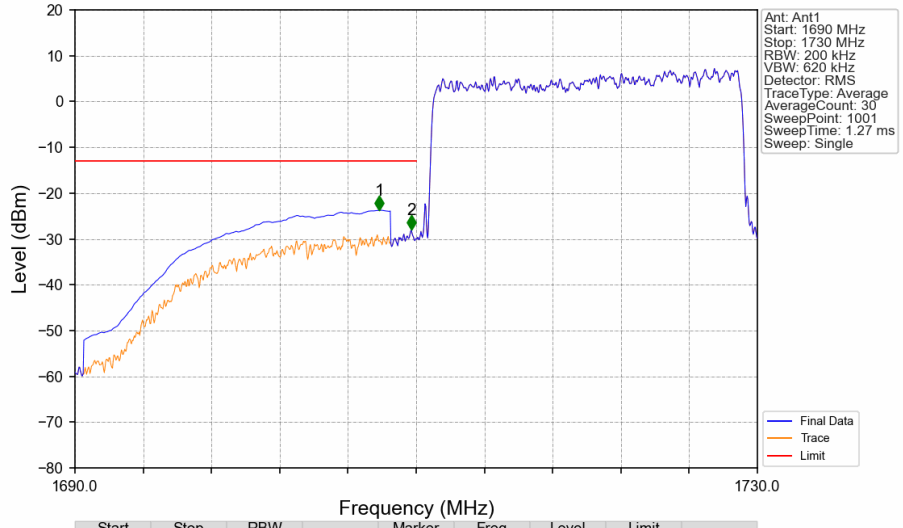

Start (MHz)	Stop (MHz)	RBW (MHz)	Method	Marker No.	Freq (MHz)	Level (dBm)	Limit (dBm)	Result
1690	1709	1	CHP	1	1707.840	-23.72	-13	Pass
1709	1710	0.2	/	2	1709.720	-28.05	-13	Pass
1710	1730	0.2	/	/	/	/	/	/

Band4_20MHz_QPSK_MCH_1732.5MHz_RB_1_0_NTNV

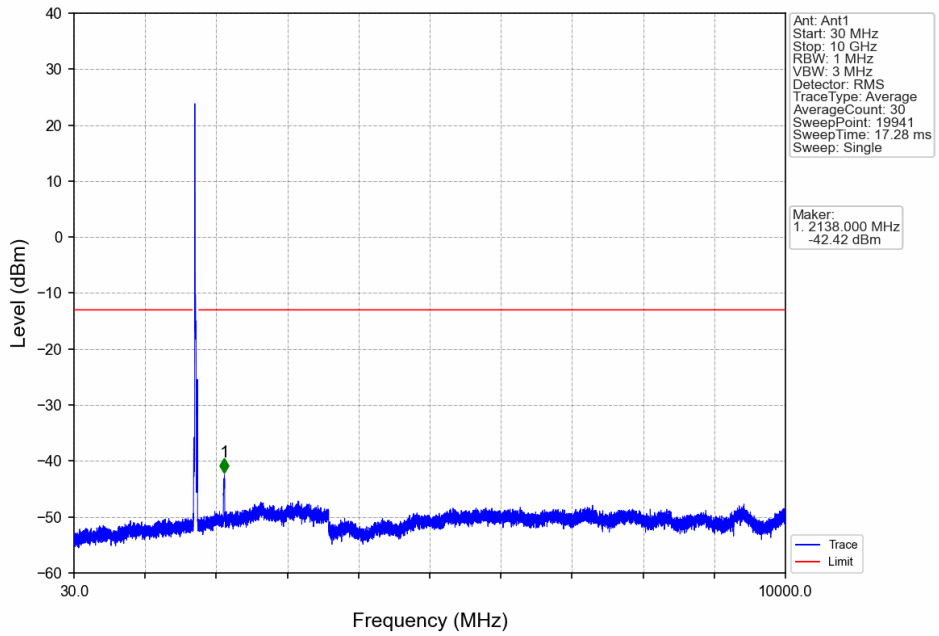

Band4_20MHz_QPSK_MCH_1732.5MHz_RB_1_0_NTNV

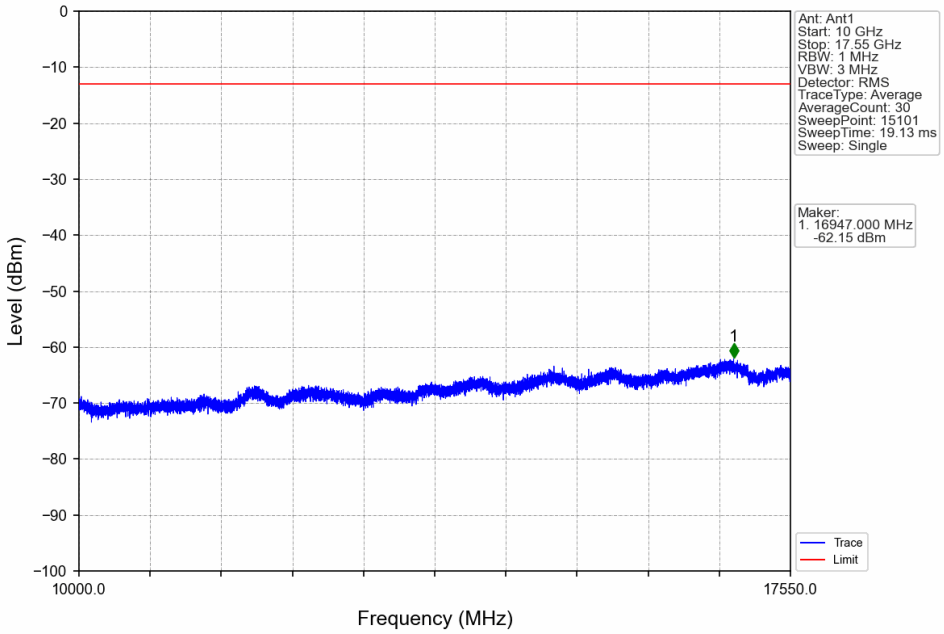

Band4_20MHz_QPSK_HCH_1745MHz_RB_1_0_NTNV

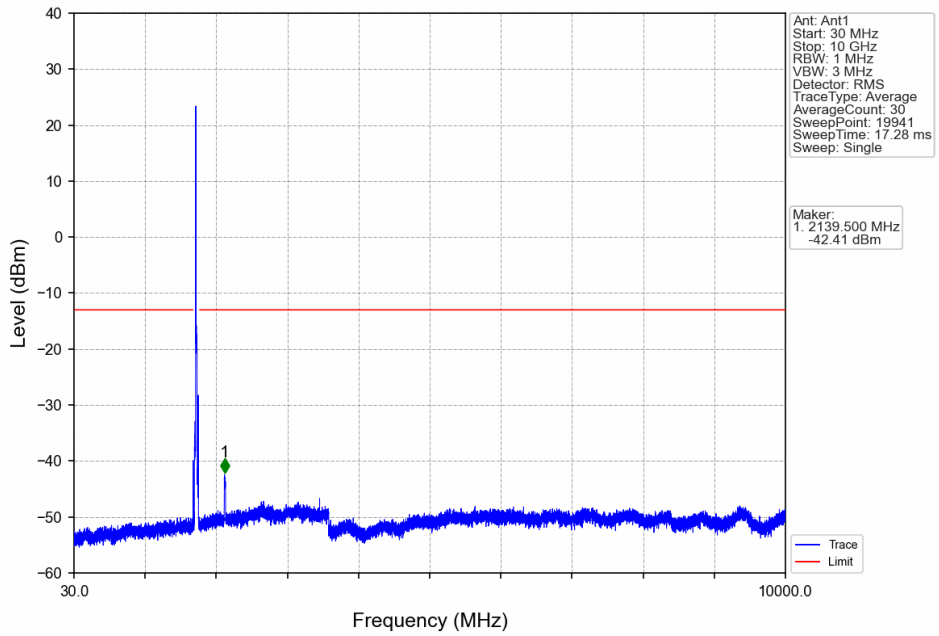

Band4_20MHz_QPSK_HCH_1745MHz_RB_1_0_NTNV

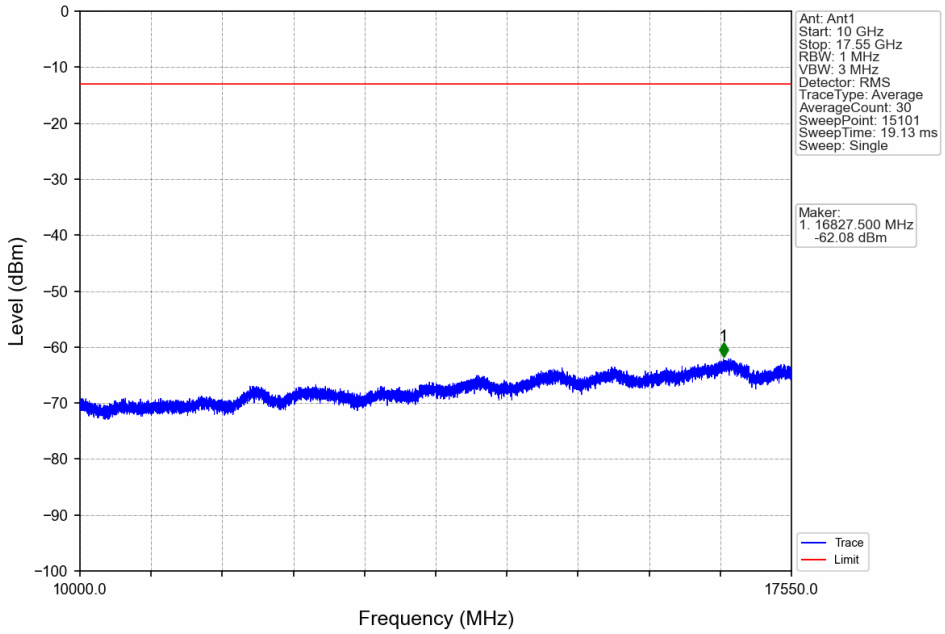

Band4_20MHz_QPSK_HCH_1745MHz_RB_1_99_NTNV

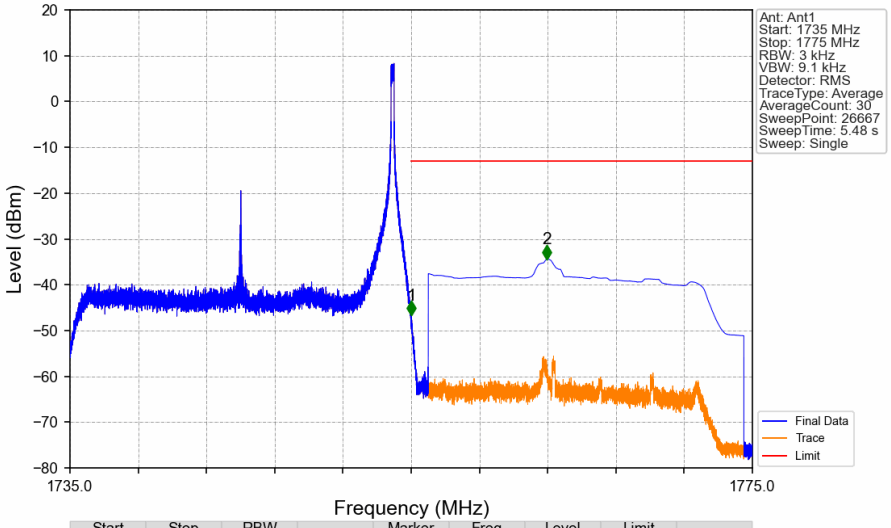

Start (MHz)	Stop (MHz)	RBW (MHz)	Method	Marker No.	Freq (MHz)	Level (dBm)	Limit (dBm)	Result
1735	1755	0.003	/	/	/	/	/	/
1755	1756	0.003	/	1	1755.003	-46.72	-13	Pass
1756	1775	1	CHP	2	1762.937	-34.43	-13	Pass

Band4_20MHz_QPSK_HCH_1745MHz_RB_100_0_NTNV

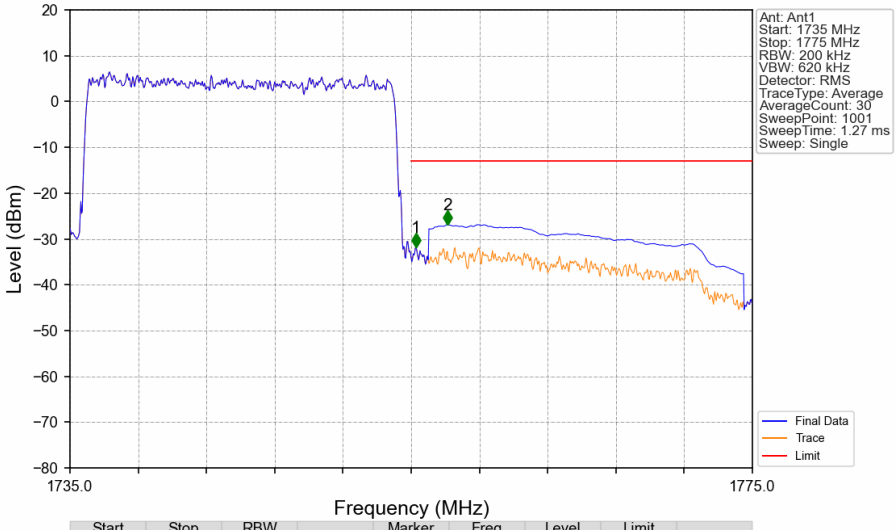

Start (MHz)	Stop (MHz)	RBW (MHz)	Method	Marker No.	Freq (MHz)	Level (dBm)	Limit (dBm)	Result
1735	1755	0.2	/	/	/	/	/	/
1755	1756	0.2	/	1	1755.280	-31.88	-13	Pass
1756	1775	1	CHP	2	1757.120	-26.87	-13	Pass

Band4_20MHz_16QAM_LCH_1720MHz_RB_1_0_NTNV

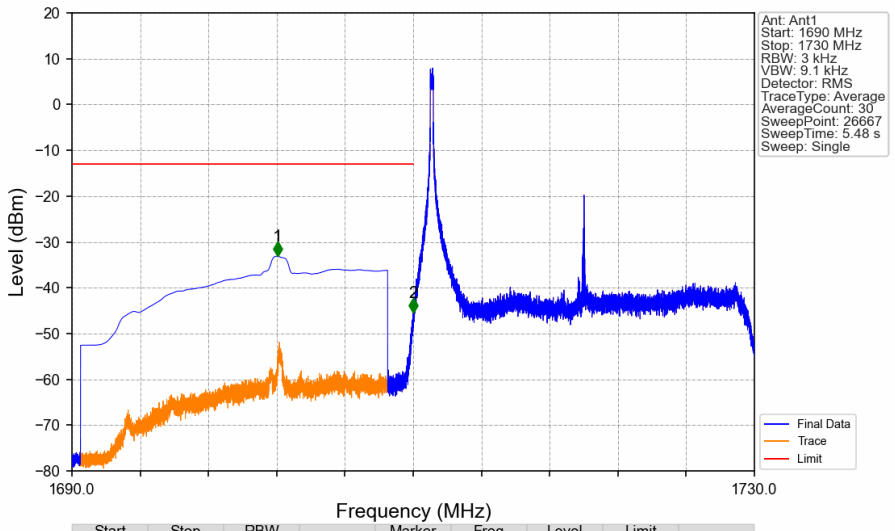

Start (MHz)	Stop (MHz)	RBW (MHz)	Method	Marker No.	Freq (MHz)	Level (dBm)	Limit (dBm)	Result
1690	1709	1	CHP	1	1702.039	-33.12	-13	Pass
1709	1710	0.003	/	2	1709.995	-45.39	-13	Pass
1710	1730	0.003	/	/	/	/	/	/

Band4_20MHz_16QAM_LCH_1720MHz_RB_1_0_NTNV

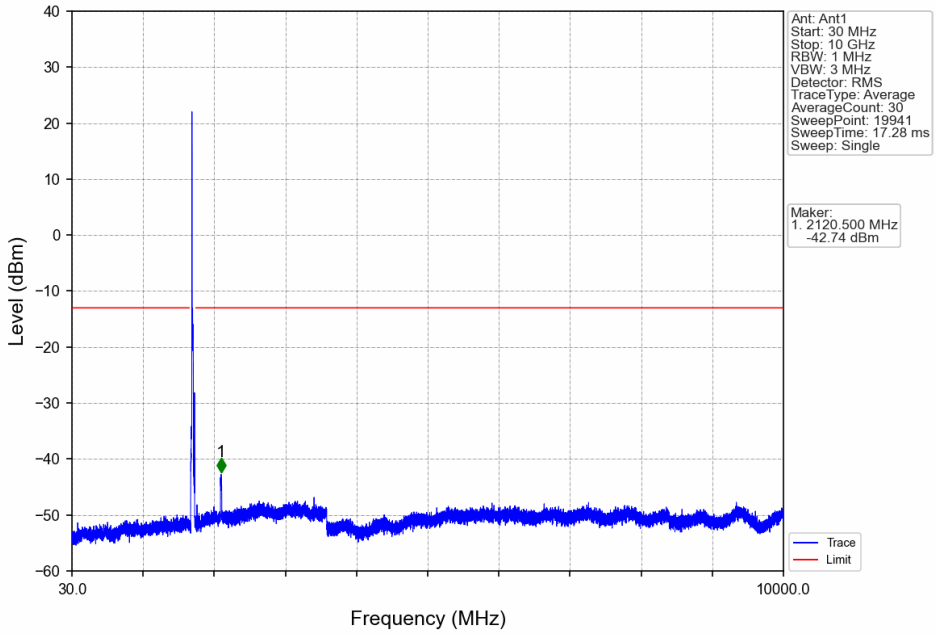

Band4_20MHz_16QAM_LCH_1720MHz_RB_1_0_NTNV

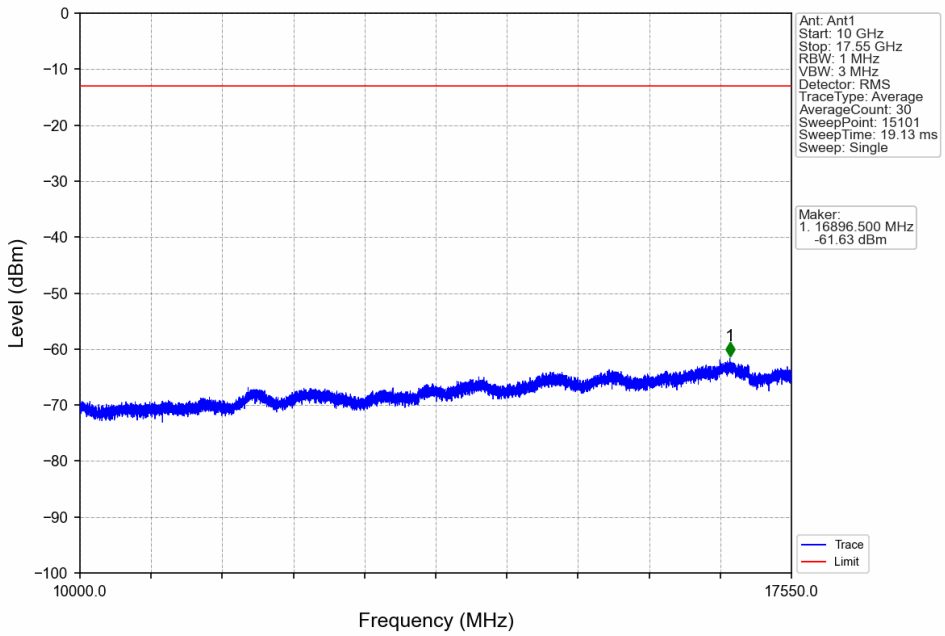

Band4_20MHz_16QAM_LCH_1720MHz_RB_100_0_NTNV

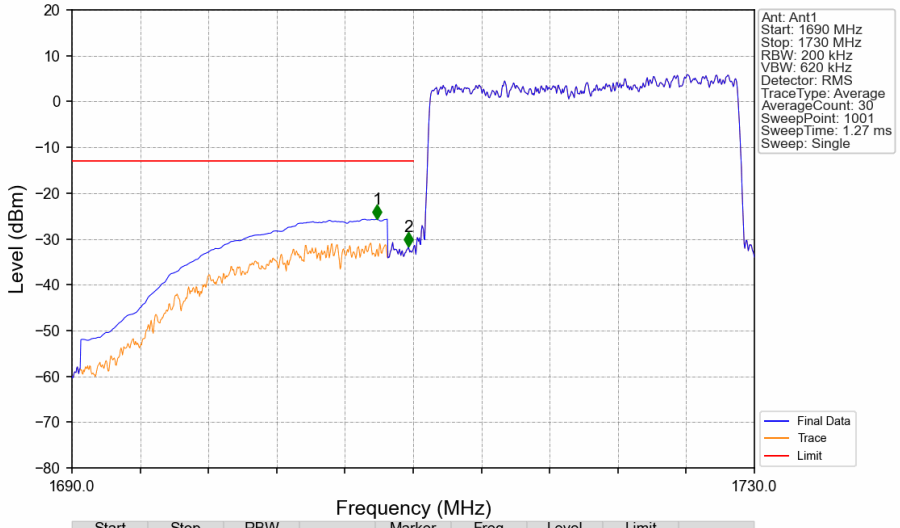

Start (MHz)	Stop (MHz)	RBW (MHz)	Method	Marker No.	Freq (MHz)	Level (dBm)	Limit (dBm)	Result
1690	1709	1	CHP	1	1707.880	-25.67	-13	Pass
1709	1710	0.2	/	2	1709.720	-31.73	-13	Pass
1710	1730	0.2	/	/	/	/	/	/

Band4_20MHz_16QAM_MCH_1732.5MHz_RB_1_0_NTNV

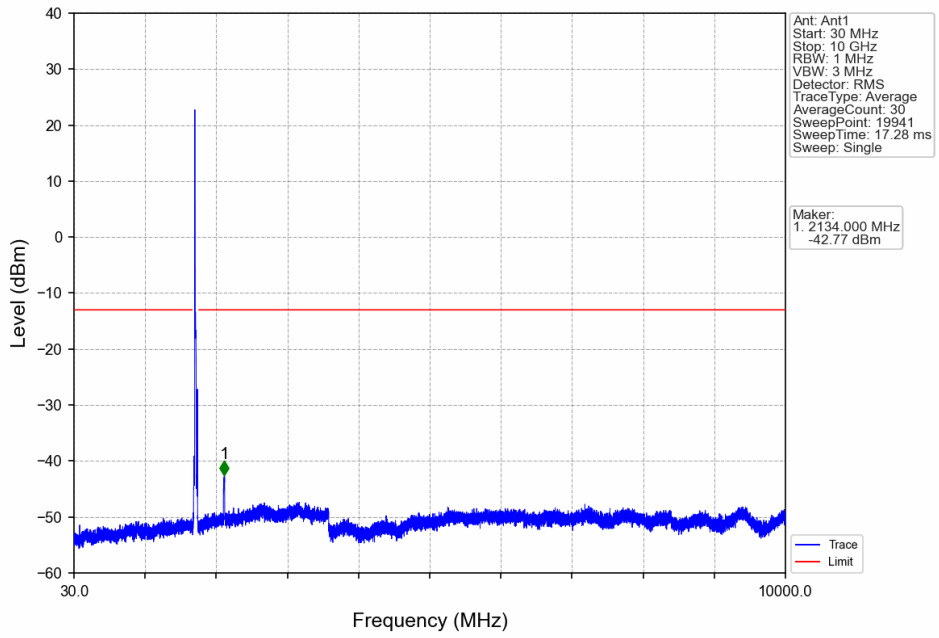

Band4_20MHz_16QAM_MCH_1732.5MHz_RB_1_0_NTNV

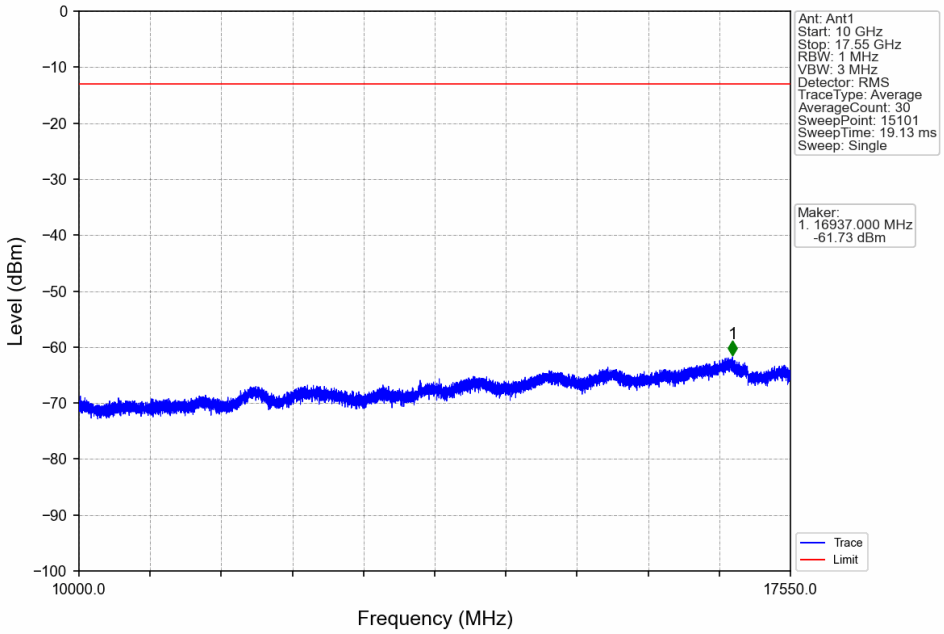

Band4_20MHz_16QAM_HCH_1745MHz_RB_1_0_NTNV

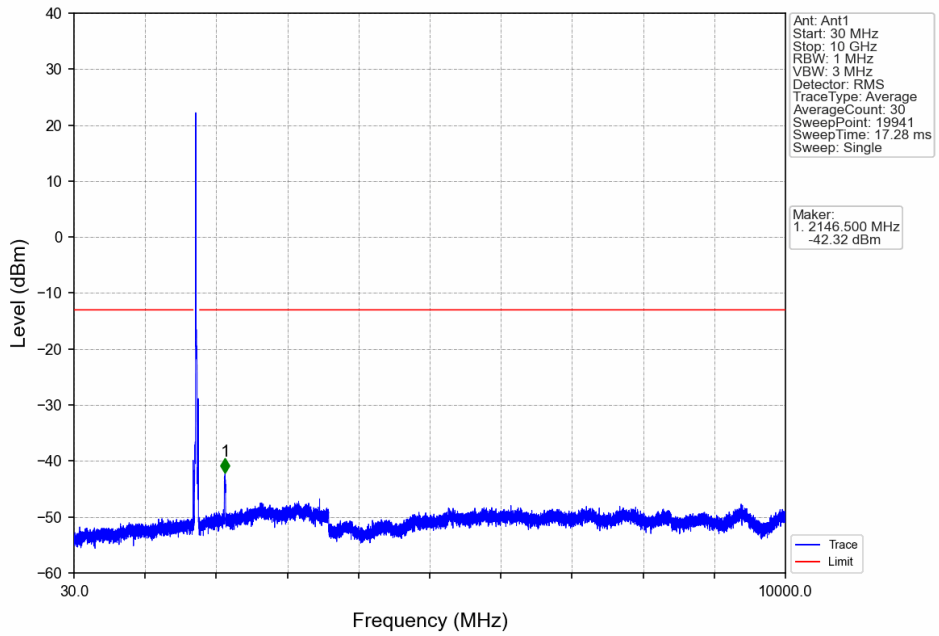

Band4_20MHz_16QAM_HCH_1745MHz_RB_1_0_NTNV

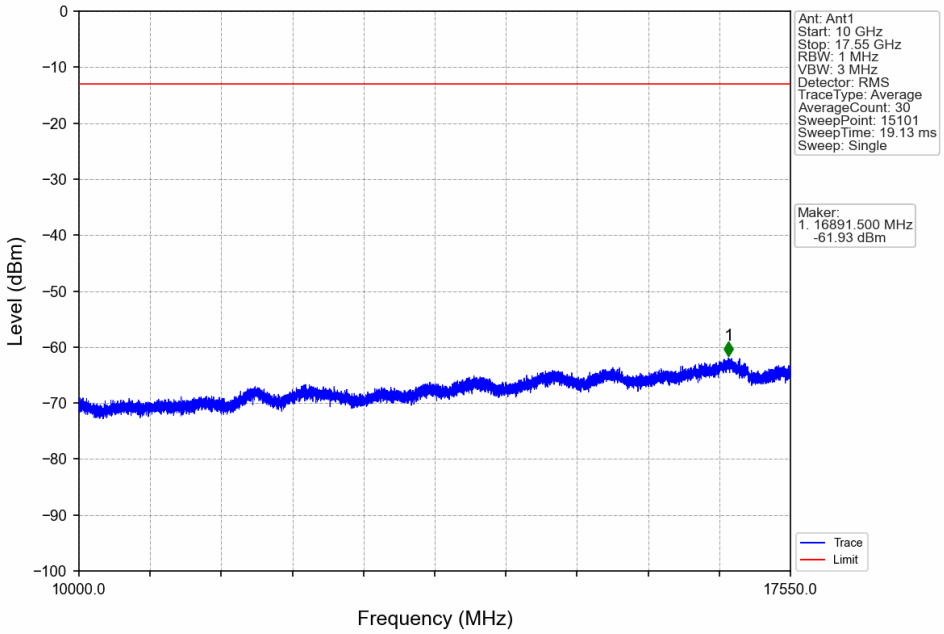

Band4_20MHz_16QAM_HCH_1745MHz_RB_1_99_NTNV

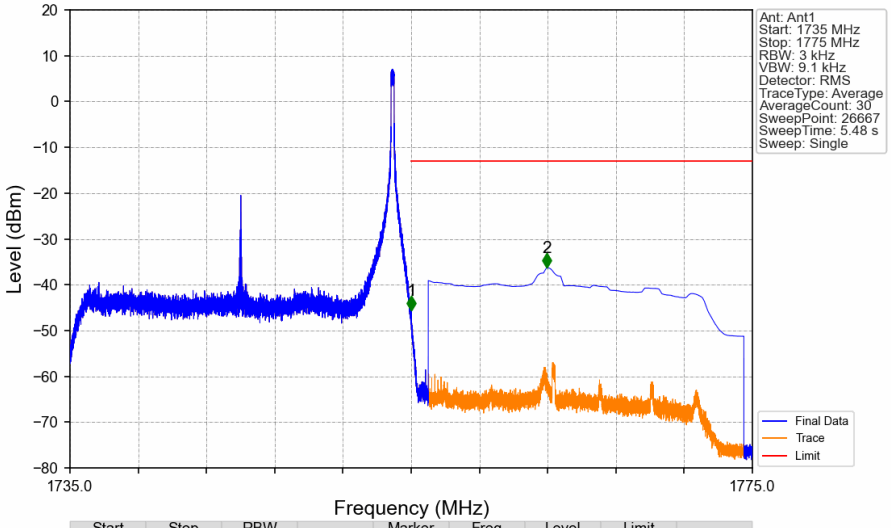

Start (MHz)	Stop (MHz)	RBW (MHz)	Method	Marker No.	Freq (MHz)	Level (dBm)	Limit (dBm)	Result
1735	1755	0.003	/	/	/	/	/	/
1755	1756	0.003	/	1	1755.006	-45.66	-13	Pass
1756	1775	1	CHP	2	1762.937	-36.31	-13	Pass

Band4_20MHz_16QAM_HCH_1745MHz_RB_100_0_NTNV

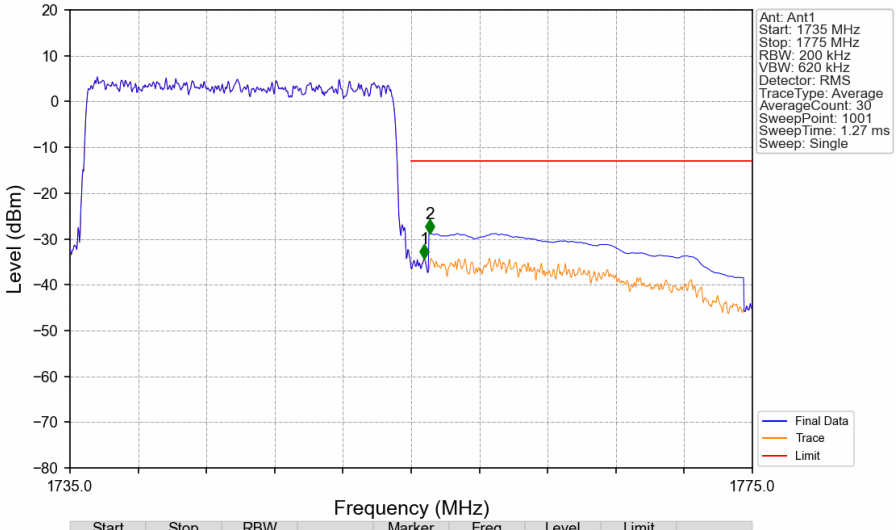

Start (MHz)	Stop (MHz)	RBW (MHz)	Method	Marker No.	Freq (MHz)	Level (dBm)	Limit (dBm)	Result
1735	1755	0.2	/	/	/	/	/	/
1755	1756	0.2	/	1	1755.760	-34.33	-13	Pass
1756	1775	1	CHP	2	1756.080	-28.82	-13	Pass

7. Form731

7.1 Form731_Power

7.1.1 Test Result

Band	BW	Lower Freq	High Freq	MAX Power (W)	Value	Hz/ppm	Emission Designator	Rule Parts	MAX Power (dBm)
4	1.4	1710.7	1754.3	0.2089	0.0057	ppm	1M13G7D	24E	23.20
4	1.4	1710.7	1754.3	0.1683	0.0249	ppm	1M12W7D	24E	22.26
4	3	1711.5	1753.5	0.2004	0.0065	ppm	2M74G7D	24E	23.02
4	3	1711.5	1753.5	0.1791	0.0060	ppm	2M74W7D	24E	22.53
4	5	1712.5	1752.5	0.2128	0.0045	ppm	4M56G7D	24E	23.28
4	5	1712.5	1752.5	0.1726	0.0067	ppm	4M57W7D	24E	22.37
4	10	1715	1750	0.2123	0.0027	ppm	9M07G7D	24E	23.27
4	10	1715	1750	0.1871	0.0033	ppm	9M09W7D	24E	22.72
4	15	1717.5	1747.5	0.2118	0.0066	ppm	13M7G7D	24E	23.26
4	15	1717.5	1747.5	0.1875	0.0063	ppm	13M7W7D	24E	22.73
4	20	1720	1745	0.2113	0.0038	ppm	18M2G7D	24E	23.25
4	20	1720	1745	0.1782	0.0030	ppm	18M2W7D	24E	22.51

7.2 Form731_EIRP

7.2.1 Test Result

Band	BW	Lower Freq	High Freq	MAX Power (W)	Value	Hz/ppm	Emission Designator	Rule Parts	MAX Power (dBm)
4	1.4	1710.7	1754.3	0.1371	0.0057	ppm	1M13G7D	24E	21.37
4	1.4	1710.7	1754.3	0.1104	0.0249	ppm	1M12W7D	24E	20.43
4	3	1711.5	1753.5	0.1315	0.0065	ppm	2M74G7D	24E	21.19
4	3	1711.5	1753.5	0.1175	0.0060	ppm	2M74W7D	24E	20.70
4	5	1712.5	1752.5	0.1396	0.0045	ppm	4M56G7D	24E	21.45
4	5	1712.5	1752.5	0.1132	0.0067	ppm	4M57W7D	24E	20.54
4	10	1715	1750	0.1393	0.0027	ppm	9M07G7D	24E	21.44
4	10	1715	1750	0.1227	0.0033	ppm	9M09W7D	24E	20.89
4	15	1717.5	1747.5	0.1390	0.0066	ppm	13M7G7D	24E	21.43
4	15	1717.5	1747.5	0.1230	0.0063	ppm	13M7W7D	24E	20.90
4	20	1720	1745	0.1387	0.0038	ppm	18M2G7D	24E	21.42
4	20	1720	1745	0.1169	0.0030	ppm	18M2W7D	24E	20.68