OUKITEL

WP35

WP35

User Manual

Website: oukitel.com

Contents

English - 01

German - 10

Русский - 17

Français - 24

日本語 - 31

Italiano - 38

Español - 45

بالعربية - 52

EN

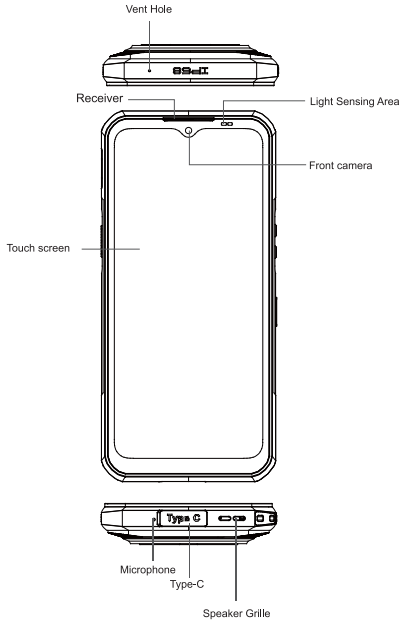

Comes with the Googletm™ app and Google Chrome™.
Android is a trademark of Gooale LLC

Accessories

Quick Charger

Type-C Cable

Battery

WP35 includes an internal battery.You can track your battery status with the icon showed on the top right of the screen.

Schnellladung

Warning

Use only OUKITEL-approved batteries specifically designed for you phone. Incompatible batteries can cause serious iniuries or damage to your phone. Never place batteries or phones on or in heating devices such as microwave ovens , stoves , or radiators . Batteries may explode when overheated.

Comes with the Googletm™ app and Google Chrome™.
Android is a trademark of Gooale LLC

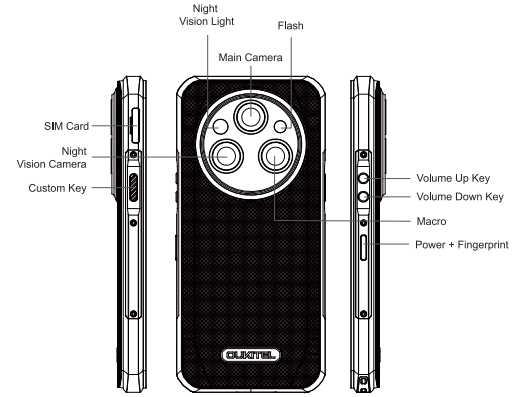

Comes with the Googletm™ app and Google Chrome™.
Android is a trademark of Gooale LLC

❶ How to insert the card

- To make sure your pad is able to make calls , insert the SIM card in the following order.
- nsert and press the ejector pin into the hole in the side to pop the card tray.

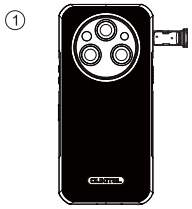

- With the pad facing up , insert the cardholder into the pad in the direction of the arrow.

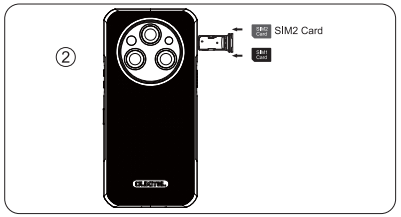

Comes with the Googletm™ app and Google Chrome™.
Android is a trademark of Gooale LLC

❷ How to boot

Non-removable battery
Press the power button for 3-5 seconds to boo

❸ How to send SMS , MMS

SMS

- Open the SMS app
- Select New Information
- Enter a phone number or browse your contacts
- Select Edit Information and enter your text
- Send ➢

MMs-video

- When writing a text message
- Select images, videos, or other files you want to add even you can take a new picture or video right away
- Selecting or sending ➢

❹ Inguage switching settings

- Main menu-settings system--language and input method Language and input method--language--language adding
- Select the language you need, the system Will automatically
- jump back to the language interface
- Select the icon after the language bar and drag it to the first one

❺ SAR

- The maximum electromagnetic radiation absorption ratio (SAR) of this product is ≤2.0W/kg
- In line with the requirements of the national standard

EN62209-1:2016; EN 62209-2:2010; EN 62479:2010;
EN 50360:2017; EN 50566:2017;

Comes with the Googletm™ app and Google Chrome™.
Android is a trademark of Gooale LLC

❻ Safety - In order to ensure safety during use of the product , you must strictly abide by the follow

- The pad should be at least 15cm away from any medical implant or rhythm adjuster and never put the device in your coat pocket.
- Do not expose the device and other batteries toaether with high temperatures or heat-generating equipment such as sunlight , heaters , microwave ovens , ovens , or water heaters. Overheating of the battery can cause an explosion
- When charging is complete or not charging , disconnect the charger from the device and unplug the charger from the outlet.
- If the device is equipped with a non-removable battery , do not replace the battery by yourself to avoid damaging the battery or the device.
- Use of an unapproved or incompatible power source, charger, or battery may cause fire, explosion, or other hazards.
- Do not disassemble or reset the battery, insert other objects, immerse in water or other liquids to avoid battery leakage, overheating, fire or explosion.
- Do not drop, crush, scratch, or puncture the battery to avoid subjecting the battery to excessive external pressure, Which may result in internal short-circuit and overheating of the battery.
- The company does not bear responsibility for accidents caused by non-standard related charging equipment.

If you want to read the full CE compliance, please check this ink: http://www. oukitel.com

Comes with the Googletm™ app and Google Chrome™.
Android is a trademark of Gooale LLC

❼Maintenance

- Thoroughly understand the maintenance of this pad to use the pad more safely and effectively, and extend the service life of the pad as much as possible.
- Please follow the instructions in the manual to open the pad, disassemble the accessories, and do not try other
- Please avoid dropping, knocking, or shaking your pad. Rough handling of the pad can cause the screen to rupture, damaging the internal circuit board and the delicate structure.
- Do not use chemical solvents or detergents to clean your pad. Wipe the pad case with a soft cotton cloth dampened with water and mild soap.
- Clean the lens with a clean, dry, soft cloth. (Example camera lens) and display.
- When the charger is not in use, please unplug it from the power outlet. Do not connect the battery that has been fully charged to the charger for a long time, as overcharging will shorten the battery life.
- This machines standard package (Package box-pad-manual-protective film-protective case-headset-usb datacable-otg cable-charger)

Comes with the Googletm™ app and Google Chrome™.
Android is a trademark of Gooale LLC

This device complies with part 15 of the FCC Rules. Operation is subject to the condition that this desvice does not cause harmful interferene Any changes or modifications not expressly approved by the party responsible forcompliance could void the uer's authority to operate the equipment.
NOTE: This equipment has been tested and found to comply with the limits for a Class B digital device, pursuant to Part 15 of the FCC Rules. These limits are designed to provide reasonable protection against harmful interference in a residential installation. This equipment generates, uses and can radiate radio frequency energy and, if not installed and used in accordance with the instructions, may cause harmful interference to radio communications. However, there is no guarantee that interference will not occur in a particular installation. If this equipment does cause harmful interference to radio or television reception,which can be \ determined by turning the equipment off and on , the user is encouraged to try to correct the interference by one or more of the followingmeasures:
-- Reorient or relocate the receiving antenna.
-- Increase the separation between the equipment and receiver.
Connect the equipment into an outlet on a circuit differentfrom that to which the receiver is connected.
-- Consult the dealer or an experienced radio/T technician for help.
Specific Absorption Rate (SAR) information:
This Mobile Phone meets the government's requirements for exposure to radio waves . Theguidelines are based on standards that were developed by independent scientific organizations through periodic and thorough evaluation of scientific studies . The standardsinclude a substantial safety margin designed to assure the safety of all persons regardlessof age or healthrequirements , use accessories that maintain a 10mm separation distance between the users body and the back of the handset . The use of belt clips, holsters and similaraccessories should not contain metallic components in its assembly. The use ofaccessories that do not satisfy these requirements may not comply with FCC RF exposureequirements, and should be avoidedBody-worn Operation his device was tested for typical body-worn operations. To comply with RF exposurerequirements, a minimum separation distance of 10mm must be maintained between theusers body and the handset, including the antenna. Third-party belt-clips, holsters, and similar accessories used by this device should not contain any metallic components Body-worn accessories that do not meet these requirements may not comply with RF exposure requirements and should be avoided. Use only the supplied or an approved antenna.
FCC ID : 2ANMU-WP35

Manufacturers Name: SHENZHEN YUNJI INTELLIGENT TECHNOLOGY CO.LTD
Smart Phone
Model number: WP35
Operating Temperature: -10°C to 35°C

This device was tested for typical body-worn operations. To comply with RF exposure requirements, a minimum separation distance of Omm must be maintained between the users body and the handset, including the antenna. Third-party belt-clips, holsters, and similar accessories used by this device should not contain any metallic components. Body-worn accessories that do not meet these requirements may not comply with RF exposure requirements and should be avoided . Use only the supplied or an approved antenna.
This device in compliance with the essential requirements and other relevant provisions of Directive 2014/53/EU. All essential radio test suites have been carried out.
1.Use careful with the earphone maybe possible excessive sound pressure from earphones and headphones can cause hearing loss.
2.CAUTION: RISK OF EXPLOSION F BATTERY IS REPLACED BY AN INCORRECT TYPE. DISPOSE OF USED BATTERIES ACCORDING TO THE INSTRUCTONS
3.The product shall only be connected to a USB interface of version USB 2.0
4.Adapter shall be installed near the equipment and shall be easily accessible.
5.The plug considered as disconnect device of adapter
6.The device complies with RF specifications when the device used at Omm form your body.

FCC Caution: Any changes or modifications not expressly approved by the party responsible for compliance could void the user's authority to operate this equipment.

This device complies with Part 15 of the FCC Rules. Operation is subject to the following two conditions:
(1) This device may not cause harmful interference, and
(2) this device must accept any interference received, including interference that may cause undesired operation.
This Product meets the government's requirements for exposure to radio waves. The guidelines are based on standards that were developed by independent scientific organizations through periodic and thorough evaluation of scientific studies. The standards include a substantial safety margin designed to assure the safety of all persons regardless of age or health.
FCC RF Exposure Information and Statement the SAR limit of USA (FCC) is1.6 W/kg averaged over one gram of this Smart Phone (FCC ID: 2ANMU-WP35) has been tested against this SAR limit. SAR information on this can be viewed on-line at http://www.fcc.gov/oet/ea/fccid/. Please use the device FCC ID number for search. This device was tested for typical operations 10mm from the body. To maintain compliance with FCC RF exposure requirements, 10mm separation distance should. maintained to the user's bodies

NOTE:
This equipment has been tested and found to comply with the limits for a Class B digital device, pursuant to Part 15 of the FCC Rules.
These limits are designed to provide reasonable protection against harmful interference in a residential installation. This equipment generates, uses and can radiate radio frequency energy and, if not installed and used in accordance with the instructions, may cause harmful interference to radio communications.
However, there is no guarantee that interference will not occur in a particular installation.
If this equipment does cause harmful interference to radio or television reception, which can be determined by turning the equipment off and on, the user is encouraged to try to correct the interference by one or more of the followingmeasures:
-- Reorient or relocate the receiving antenna.
-- Increase the separation between the equipment and receiver.
-- Connect the equipment into an outlet on a circuit different from that to which the receiver is connected.
-- Consult the dealer or an experienced radio/TV technician for help.

RF Specification:

Function	Operation Frequency	Max RF output power:	Limit
BLE	2402MHz–2480MHz	-2.31dBm	20 dBm.
BT(BR+EDR)	2402MHz–2480MHz	4.4dBm	20 dBm.
WIFI 802.11b/g/ n(HT20/40)	802.11b/g/n(20MHz): 2412~2472MHz; 802.11n(40MHz):2422~2462MHz	14.92dBm	20 dBm.
Wi-Fi 5.2G(802.11a/n20/n40/ ac20/ac40/ac80)	802.11a/ n20/ac20:5180MHz~5240MHz 802.11 n40/ac40:5190MHz~5230MHz 802.11 ac80:5210MHz	11.08 dBm	23 dBm.
Wi-Fi 5.8G(802.11a/n20/n40/ ac20/ac40/ac80)	802.11a/ n20/ac20:5745-5825 802.11 n40/ac40:5755-5795 MHz 802.11 ac80:5775MHz	11.73dBm	23 dBm.
GSM/GPRS/EGPRS 900	TX(Uplink):880M-915MHZ; RX(Downlink):925M-960MHZ	33.06 dBm	class 4 (33±3dBm)
GSM/GPRS/EGPRS 1800	TX(Uplink):1710M-1785MHZ; RX(Downlink):1805M-1880MHZ	30.1 dBm	class 1 (30±3dBm)
WCDMA B1	TX(Uplink):1920-1980MHz; RX(Downlink):2110-2170MHz	23.77 dBm	24 (dBm) +1,7/-3,7 (dB)
WCDMA B8	TX(Uplink): 880-915MHz; RX(Downlink):925-960MHz	23.48dBm	24 (dBm) +1,7/-3,7 (dB)
LTE FDD B1	TX(Uplink):1920-1980MHz; RX(Downlink):2110-2170MHz	23.51dBm	23(dBm) ±2,7(dB)
LTE FDD B3	TX(Uplink) :1710-1785MHz; RX(Downlink):1805-1880MHz	24.01dBm	23(dBm) ±2,7(dB)
LTE FDD B7	TX(Uplink) :2500-2570MHz; RX(Downlink):2620-2690MHz	23.81dBm	*23(dBm) ±2,7(dB)*
LTE FDD B8	TX(Uplink): 880MHz to 915 MHz RX(Downlink): 925 MHz to 960 MHz	23.27dBm	*23(dBm) ±2,7(dB)*
LTE FDD B20	TX(Uplink) 832MHz~862MHz; RX(Downlink)791MHz~821MHz	23.32dBm	*23(dBm) ±2,7(dB)*
NR TDD n78	Uplink & Downlink: 3300 MHz to 3800 MHz	24.2 dBm	23(dBm) +3,0/-4.0 (dB)
EN DC_20A_n78A	Band 20: TX(Uplink) 832MHz~862MHz; RX(Downlink)791MHz~821MHz Band 78: Uplink & Downlink: 3300 MHz – 3800 MHz	25.26dBm	23(dBm) +3,0/-4.0 (dB)
NFC	13.56MHz	6.77dBuA/10m	60 dBuA/10m
FM	Rx(Downlink): 87.5MHz~108MHz	--	--
GPS	Rx(Downlink): 1.57542GHz	--	--

Warning:

1.Use careful with the earphone maybe possible excessive sound pressure from earphones and headphones can cause hearing loss.

2. CAUTION: RISK OF EXPLOSION IF BATTERY IS REPLACED BYAN INCORRECT TYPE. DISPOSE OF USED BATTERIES ACCORDINGTO THE INSTRUCTIONS.

3. The product shall only be connected to a USB interface of version USB2.0.

4. Adapter shall be installed near the equipment and shall be easily accessible.

5. Operation temperature:-10~35ºC.

6. The plug considered as disconnect device of adapter.

7. SAR: The device complies with RF specifications when the device used at 0.5cm from your body (SAR limit 2.0 W/Kg). The device is in compliance with the requirements.

Restrictions in the 5 GHz band:

According to Article 10 (10) of Directive 2014/53/EU, the packaging shows that this radio equipment will be subject to some restrictions when placed on the market in Belgium (BE), Bulgaria (BG), the Czech Republic (CZ),Denmark (DK), Germany (DE), Estonia (EE), Ireland (IE), Greece (EL), Spain(ES), France (FR), Croatia (HR), Italy (IT), Cyprus (CY), Latvia (LV), Lithuania(LT), Luxembourg (LU), Hungary (HU), Malta (MT), Netherlands (NL), Austria(AT), Poland (PL), Portugal (PT), Romania (RO), Slovenia (SI), Slovakia (SK),Finland (FI), Sweden (SE),, Turkey (TR), Norway(NO), Switzerland (CH), Iceland (IS), and Liechtenstein (LI).
The WLAN function for this device is restricted to indoor use only when operating in the 5150 to 5250 MHz frequency range.

	ES	LU	RO	CZ	FR	HU	SI
	DK	HR	BE	BG	DE	EE	IE
	EL	IT	Cy	LV	LT	SK	MT
	NL	AT	PL	PT	FI	SE	TR
	NO	CH	IS	LI			

www.oukitel.com

Manufacturer Name : Shenzhen Yunji Intelligent Technology CO , LTD
Manufacturer Address: 202, Building A2, Silicon Valley Power Intelligent Terminal Industrial Park, No. 20, Dafu Industrial Zone, Kukeng Community, Guanlan Street, Longhua District, Shenzhen China