TEST PHOTOS REPORT

Report Number. : R12373455- EP1

Applicant	:	Alliance Laundry Systems LLC 221 Shepard Street PO Box 990 Ripon, WI 54971, USA
Model	:	807211
FCC ID	:	2ANOT-807211
IC	:	23466-807211
EUT Description	:	Wireless Network Control
Test Standard(s)	:	FCC 47 CFR PART 15 SUBPART C ISED RSS-247 ISSUE 2 ISED RSS-GEN ISSUE 5

Date Of Issue:
7 NOVEMBER 2018

Prepared by:
UL LLC
12 Laboratory Dr.
Research Triangle Park, NC 27709 U.S.A.
TEL: (919) 549-1400

NVLAP TESTING

NVLAP Lab code: 200246-0

REPORT REVISION HISTORY

Ver	Issue Date	Revisions	Revised By
1	9/27/2018	Initial Issue	Brian T. Kiewra
2	10/8/2018	Revised model number	Brian T. Kiewra
2	11/7/2018	Revised model number and EUT descriptor	Brian T. Kiewra

UL LLC
12 Laboratory Dr., RTP, NC 27709; USA TEL:(919) 549-1400
This report shall not be reproduced except in full, without the written approval of UL LLC.

REPORT REVISION HISTORY 2

1. DESCRIPTION OF TEST SETUP 4

2. SETUP PHOTOS 6

END OF TEST REPORT 10

UL LLC
12 Laboratory Dr., RTP, NC 27709; USA TEL:(919) 549-1400

This report shall not be reproduced except in full, without the written approval of UL LLC.

1. DESCRIPTION OF TEST SETUP

SUPPORT EQUIPMENT

Support Equipment List				
Description	**Manufacturer**	**Model**	**Serial Number**	**FCC ID**
Laptop	Lenovo	L470	PF0ZV674	N/A
DC Regulated Power Supply	CircuitSpecialists.Com	CSI3005X5	76021	N/A
Debug Device	Texas Instruments Inc.	TMDSEMU110-U	ETP_1802257	N/A

I/O CABLES

I/O Cable List						
Cable No.	**Port**	**# of Identical Ports**	**Connector Type**	**Cable Type**	**Cable Length (m)**	**Remarks**
1	DC	1	Pin	Unshielded	<3m	Connects to DC power supply
2	Debug	1	Ribbon	Unshielded	<3m	Connects to Debug device for EUT configuration

TEST SETUP

The EUT is installed in as a standalone device. Test software exercised the radio card.

UL LLC
12 Laboratory Dr., RTP, NC 27709; USA TEL:(919) 549-1400
This report shall not be reproduced except in full, without the written approval of UL LLC.

SETUP DIAGRAM

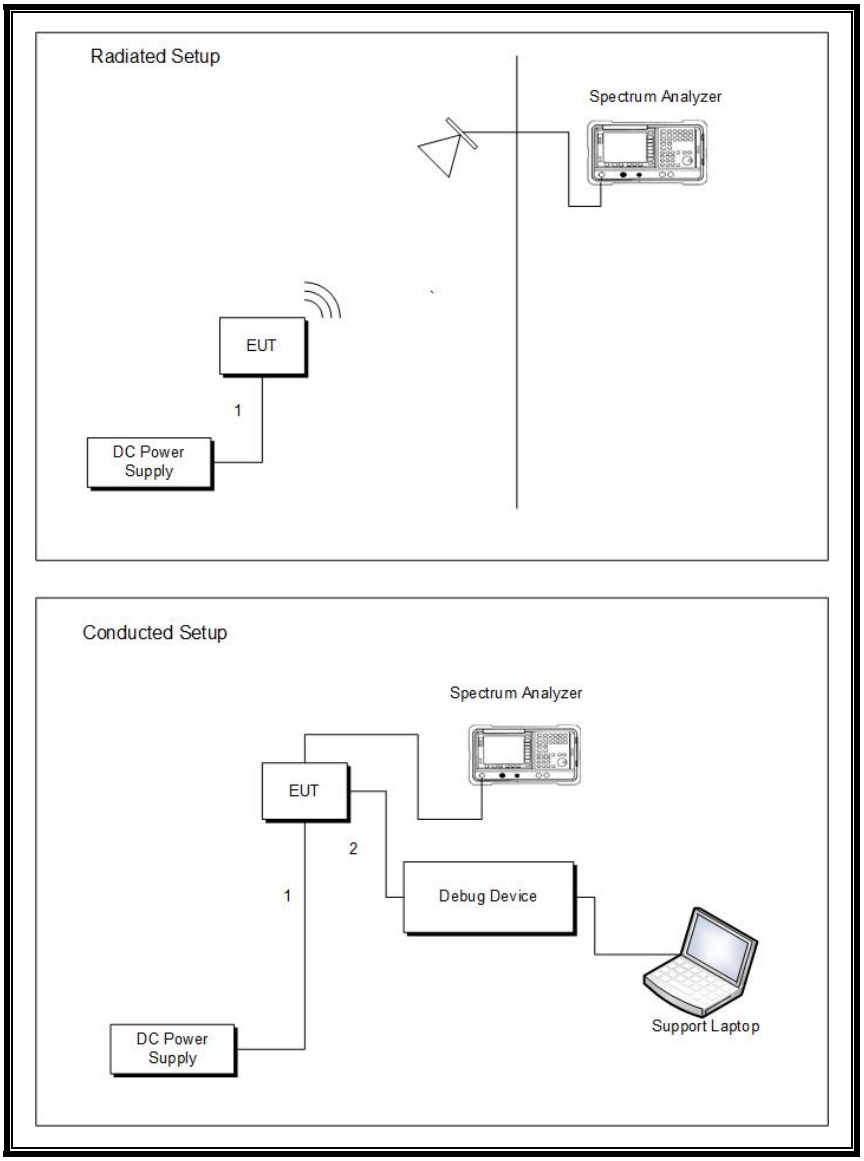

UL LLC
12 Laboratory Dr., RTP, NC 27709; USA TEL:(919) 549-1400
This report shall not be reproduced except in full, without the written approval of UL LLC.

2. SETUP PHOTOS

RF CONDUCTED MEASUREMENT AT ANTENNA PORT

ANTENNA PORT CONDUCTED PHOTO (FULL)



ANTENNA PORT CONDUCTED PHOTO (ZOOM)



UL LLC
12 Laboratory Dr., RTP, NC 27709; USA TEL:(919) 549-1400
This report shall not be reproduced except in full, without the written approval of UL LLC.

RADIATED SPURIOUS EMISSIONS

RADIATED SPURIOUS FRONT PHOTO (Above 1GHz)





UL LLC
12 Laboratory Dr., RTP, NC 27709; USA TEL:(919) 549-1400

This report shall not be reproduced except in full, without the written approval of UL LLC.

RADIATED SPURIOUS FRONT PHOTO (Below 1GHz)





UL LLC
12 Laboratory Dr., RTP, NC 27709; USA TEL:(919) 549-1400

This report shall not be reproduced except in full, without the written approval of UL LLC.

RADIATED SPURIOUS EMISSIONS

RADIATED SPURIOUS PHOTO (X Orientation)



RADIATED SPURIOUS PHOTO (Y Orientation)



UL LLC
12 Laboratory Dr., RTP, NC 27709; USA TEL:(919) 549-1400

This report shall not be reproduced except in full, without the written approval of UL LLC.

RADIATED SPURIOUS PHOTO (Z Orientation)



END OF TEST REPORT

UL LLC
12 Laboratory Dr., RTP, NC 27709; USA TEL:(919) 549-1400
This report shall not be reproduced except in full, without the written approval of UL LLC.