Company: SensThys, Inc.

Product Name: SensArray and SensArray+

Report No.: TIME01-U2 Test Setup Photos

PHOTOS - TEST SETUP

MiCOM Labs

opening wireless markets

1. Test Setup Photographs

1.1.1. Test Setup - CE - AC Conducted Emissions



AC Mains Conducted Emissions ACDC configuration Front View

This test report may be reproduced in full only. The document may only be updated by MiCOM Labs personnel. All changes will be noted in the Document History section of the report.

AC Mains Conducted Emissions ACDC configuration Side View

This test report may be reproduced in full only. The document may only be updated by MiCOM Labs personnel. All changes will be noted in the Document History section of the report.



AC Mains Conducted Emissions PoE configuration Front View

This test report may be reproduced in full only. The document may only be updated by MiCOM Labs personnel. All changes will be noted in the Document History section of the report.

AC Mains Conducted Emissions PoE configuration Side View

This test report may be reproduced in full only. The document may only be updated by MiCOM Labs personnel. All changes will be noted in the Document History section of the report.

1.1.2. Test Setup - RE#1 - Radiated Emissions - 3m Chamber



TIME01 EUT Transmitter Spurious 1-10G

This test report may be reproduced in full only. The document may only be updated by MiCOM Labs personnel. All changes will be noted in the Document History section of the report.



TIME01 EUT with 8698 Antenna Transmitter Spurious 1-10G

This test report may be reproduced in full only. The document may only be updated by MiCOM Labs personnel. All changes will be noted in the Document History section of the report.

TIME01 EUT with 8698 Antenna Transmitter Spurious 30-1000 MHz

This test report may be reproduced in full only. The document may only be updated by MiCOM Labs personnel. All changes will be noted in the Document History section of the report.



TIME01 EUT with ALR-A0501-F Antenna Transmitter Spurious 1-10G

This test report may be reproduced in full only. The document may only be updated by MiCOM Labs personnel. All changes will be noted in the Document History section of the report.

TIME01 EUT with ALR-A0501-F Antenna Transmitter Spurious 30-1000 MHz

This test report may be reproduced in full only. The document may only be updated by MiCOM Labs personnel. All changes will be noted in the Document History section of the report.

1.1.3. Test Setup - RF#2 - Conducted

RF Conducted

This test report may be reproduced in full only. The document may only be updated by MiCOM Labs personnel. All changes will be noted in the Document History section of the report.

575 Boulder Court
Pleasanton, California 94566, USA
Tel: +1 (925) 462 0304
Fax: +1 (925) 462 0306
www.micomlabs.com