swimbuds FREEDOM

Bluetooth® headphones

100% waterproof with *Bluetooth*® wireless technology

IPX8: withstands submersion to 10ft (3m)
Compatible with any device equipped with *Bluetooth*® wireless technology
Playback control buttons on headphones
USB charging dock and cable
Includes 3 sizes of tree-style eartips
Rechargeable internal li-polymer battery

PLAYER CONTROLS, LED SIGNALS

\+ **Next Track:** press once
Increase Volume: press and hold

On: press and hold *(automatically enters pairing mode on startup)*
Off: press and hold
Play/Pause: press once to toggle
Answer Call: press once
Ignore Call: hold 2 seconds
End Call: press once
Mute: simultaneously press **+** and **-**

– **Previous Track:** press once
Decrease Volume: press and hold

Two blue flashes: Power on
Flashing blue and red: pairing in progress
Flashing blue: pairing successful
One red flash: Disconnected/Power off
Solid red: Charging
Solid blue: Fully charged

HOW TO WEAR THE HEADPHONES

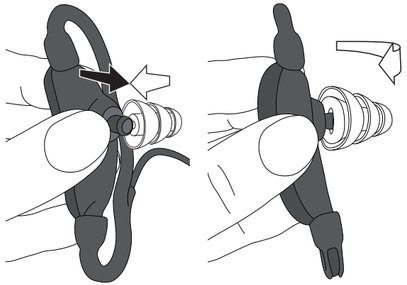

Attach earbud to headphone:

1) Start by holding the earbud at a 90° angle against the point of attachment at the very tip of the headphone.
2) Press the earbud onto the headphone tip, gradually tilting the earbud so that it ends up parallel with the tip.

3) Once the headphone tip is securely inside the earbud, hold the earbud by its stem and push down until the stem is flush with the headphone.

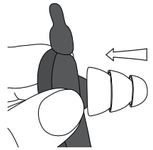

Position the headphones:

Wear the wire behind your neck. Tuck the curved earpiece behind your ears so the controls on the headphones rest just behind your cheekbones. The earbuds should be pointing slightly upward, toward your ear canal.

Insert earbud into ear:

Reach over your ear with the opposite arm, grasp the top of your ear and pull up. With your free hand, gently insert earbud tip-first into the ear. Do this for both headphones.
Warning! Do not push the earbud so far into the ear that you are unable to get it out. Inserting too deeply may cause injury.

ENABLING WIRELESS PAIRING

1. With the device powered off, hold the Play/Pause button until the light blinks blue and red alternately, showing the headphones are in pairing mode.
2. Turn on the *Bluetooth*® wireless function on the device you want to connect to.
3. Locate **FDM01** on your connecting device's provided list, and select it. (For some devices, you may need to input **0000** as a password.)
4. If pairing is successful, a series of tones will play and the light will change to blinking blue.
5. To pair with a new device, simply turn Swimbuds Freedom on in pairing mode.

To reconnect automatically with your paired device, hold down the Play/Pause button for 3 seconds. The headphones will search for the last paired device and re-connect if in range.

CHARGING

Place the right earphone into the charging dock, making sure that the golden charging points on the underside of the earphone are directly above the gold pins on the charger. Close the cover until it snaps shut. Plug the USB end of the charge cable into a USB port. Charge for about 1 hour. **Do not charge overnight.**

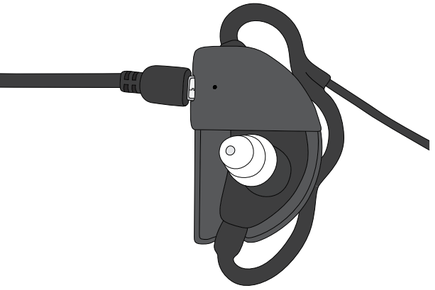

TROUBLESHOOTING

Device won't turn on: hold down center button for 4 seconds until the LED lights up.
No sound: Turn up the volume on both the Swimbuds Freedom Headphones and on your connected device. Make sure the connected device is within the operational range of 10 meters. Check whether the connected device is paired. Make sure you have selected the correct audio source.

TECHNICAL SPECIFICATIONS

Waterproof Standard IPX8: submersible to 10 ft (3 m)
Signal-to-Noise Ratio: ≥50db
Headphone Output: 8mW x 2
Working Temperature: 14 to 104°F (-10 to 40°C)
Materials: ABS + PC
Dimensions: 2.0*0.9*0.9 in (51*22*23 mm)
Unit Weight: 0.82 oz (23.2 g)
Battery: internal rechargeable Li-polymer 3.7V 80mAh*
Charging Method: USB charging dock + cable
Audio Playback: up to 6 hours
Bluetooth® Version: 4.1
Bluetooth® Sync Range: up to 33 ft (10 m)

WARNINGS

Listening to headphones while driving can be dangerous and is illegal in some areas. Use caution when using your headphones during any activity that requires your full attention. Gently place earbuds in ear. Earbuds may detach from headphones and remain in ear canal if inserted too forcefully. Consult your physician before starting any exercise program. Listening to music at high volumes (+85 Db) can cause permanent damage to your hearing. To avoid the risk of serious injury, do not use below 10ft (3.05m).

CHOKING HAZARD—Not a toy! This item contains small parts and is for ages 12 and up.

FCC WARNING

This device complies with part 15 of the FCC Rules. Operation is subject to the following two conditions: (1) This device may not cause harmful interference, and (2) this device must accept any interference received, including interference that may cause undesired operation.
Swimbuds Freedom FCC ID number: 2ANUWFDM01

Do not throw this item away with other household waste!

To safely dispose of your device, please use your community's waste collection and recycling systems. You may take the product back to the store, where the retailer will recycle it in accordance with environmental safety regulations. **Please responsibly recycle this device to promote the sustainable reuse of material resources!**

DISCLAIMER

This product's software, user manual, and technical parameters may change without notice. This manual is a general description of the product. The manufacturer and distributor do not assume responsibility for any errors in this user's manual.

Except where prohibited by law, in no event will Underwater Audio be liable to you for any indirect, consequential, exemplary, incidental or punitive damages, including lost profits, even if Underwater Audio has been advised of the possibility of such damages.

If, notwithstanding the other provisions of these Terms of Use, Underwater Audio is found to be liable to you for any damage or loss which arises out of or is in any way connected with your use of the product, Underwater Audio's liability shall in no event exceed the total cost of the product. Some jurisdictions do not allow limitations of liability, so the foregoing limitation may not apply to you.

WARRANTY

Your Swimbuds® Freedom Headphones have a 1-year warranty that covers manufacturer's defects. The warranty does not cover lost or stolen items.

Need help? Please contact us!

help@underwateraudio.com
Toll-Free: 877-849-0750 8AM-5PM PST

All rights reserved.
The Bluetooth® word mark and logos are registered trademarks owned by the Bluetooth SIG, Inc. and any use of such marks by Underwater Audio is under license. Swimbuds® is a registered trademark of Underwater Audio. Other trademarks and trade names are those of their respective owners.

Made in China

FCC Caution.

This device complies with part 15 of the FCC Rules. Operation is subject to the following two conditions: (1) This device may not cause harmful interference, and (2) this device must accept any interference received, including interference that may cause undesired operation.

Any Changes or modifications not expressly approved by the party responsible for compliance could void the user's authority to operate the equipment.

Note: This equipment has been tested and found to comply with the limits for a Class B digital device, pursuant to part 15 of the FCC Rules. These limits are designed to provide reasonable protection against harmful interference in a residential installation. This equipment generates uses and can radiate radio frequency energy and, if not installed and used in accordance with the instructions, may cause harmful interference to radio communications. However, there is no guarantee that interference will not occur in a particular installation. If this equipment does cause harmful interference to radio or television reception, which can be determined by turning the equipment off and on, the user is encouraged to try to correct the interference by one or more of the following measures:
-Reorient or relocate the receiving antenna.
-Increase the separation between the equipment and receiver.
-Connect the equipment into an outlet on a circuit different from that to which the receiver is connected.
-Consult the dealer or an experienced radio/TV technician for help.

The device has been evaluated to meet general RF exposure requirement. The device can be used in portable exposure condition without restriction.