Plot 1

Date/Time: 12/20/2017 11:05:34 AM
Test Laboratory: Cetecom Inc. SAR 1 Lab
DUT: Fio; Type: Serum Tester Frame Removed; Serial: IMEI:
Communication System: UID 10024 - DAB, GPRS-FDD (TDMA, GMSK, TN 0-1); Frequency: 1880 MHz
Medium: MSL1900_Batch 110615-4
Medium parameters used: f = 1880 MHz; σ = 1.527 S/m; εr = 53.288; ρ = 1000 kg/m3
Phantom section: Flat Section
Measurement Standard: DASY5 (IEEE/IEC/ANSI C63.19-2007)
Procedure Notes: Test Technician: Joseph/Lynn Air Temperature: 22.3ãC; Medium Temperature: 21.3ãC; Comments:
DASY Configuration:
l Probe: ES3DV3 - SN3323; ConvF(4.97, 4.97, 4.97); Calibrated: 5/12/2017;
l Sensor-Surface: 3mm (Mechanical Surface Detection), z = 2.0
l Electronics: DAE4 Sn1266; Calibrated: 5/16/2017
l Phantom: ELI v4.0_Front; Type: QDOVA001BB; Serial: TP:xxxx
l DASY52 52.8.8(1222);
Flat-Section/Front 0mm/Area Scan (141x121x1): Interpolated grid: dx=1.500 mm, dy=1.500 mm
Maximum value of SAR (interpolated) = 0.167 W/kg
Flat-Section/Front 0mm/Area Scan (15x13x1): Measurement grid: dx=15mm, dy=15mm
Maximum value of SAR (measured) = 0.138 W/kg
Flat-Section/Front 0mm/Zoom Scan (8x9x7)/Cube 0: Measurement grid: dx=5mm, dy=5mm, dz=5mm
Reference Value = 2.518 V/m; Power Drift = 0.63 dB
Peak SAR (extrapolated) = 0.202 W/kg
SAR(1 g) = 0.131 W/kg; SAR(10 g) = 0.083 W/kg
Maximum value of SAR (measured) = 0.153 W/kg
Flat-Section/Front 0mm/Zoom Scan (36x41x36)/Cube 0: Interpolated grid: dx=1.000 mm, dy=1.000 mm, dz=1.000 mm
Reference Value = 2.518 V/m; Power Drift = 0.63 dB
Penetration depth = 11.57 (11.47, 12.01) [mm]
Maximum value of SAR (interpolated) = 0.202 W/kg

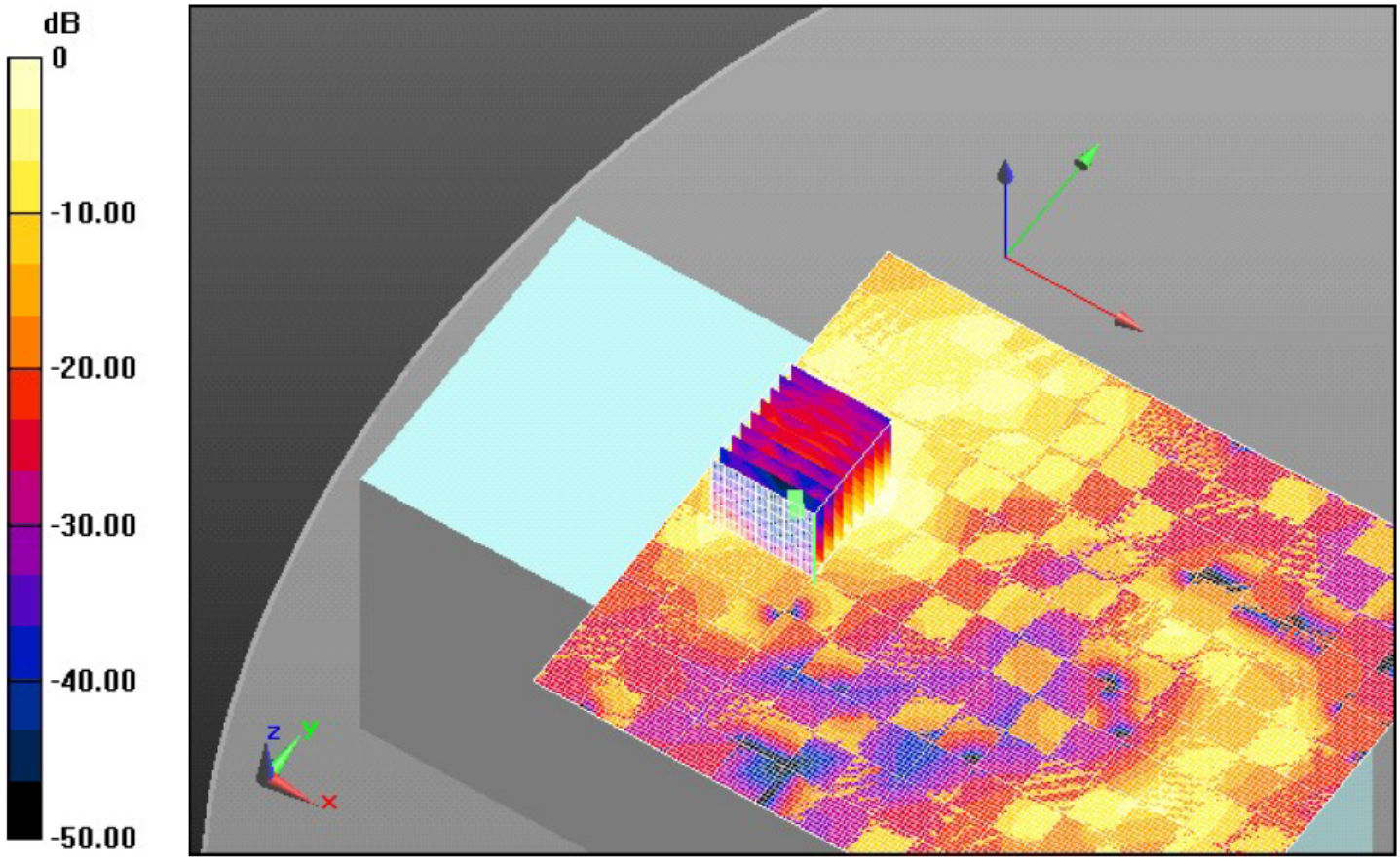

0 dB = 0.167 W/kg = -7.77 dBW/kg

This report shall not be reproduced except in full without the written approval of:
CETECOM Inc. ◆ SAR ◆ 411 Dixon Landing Road ◆ Milpitas, CA 95035 ◆ U.S.A.

Plot 2

Date/Time: 12/20/2017 12:42:05 PM
Test Laboratory: Cetecom Inc. SAR 1 Lab
DUT: Fio; Type: Serum Tester Frame Removed; Serial: IMEI:
Communication System: UID 10024 - DAB, GPRS-FDD (TDMA, GMSK, TN 0-1); Frequency: 836.6 MHz
Medium: MSL900_Batch 110518-7
Medium parameters used: f = 837 MHz; σ = 0.98 S/m; εr = 53.086; ρ = 1000 kg/m3
Phantom section: Flat Section
Measurement Standard: DASY5 (IEEE/IEC/ANSI C63.19-2007)

Procedure Notes: Test Technician: Joseph and Lynn Air Temperature: 23.2ºC; Medium Temperature: 21.6ºC; Comments:

DASY Configuration:
I Probe: ES3DV3 - SN3323; ConvF(6.38, 6.38, 6.38); Calibrated: 5/12/2017;
I Sensor-Surface: 3mm (Mechanical Surface Detection), z = 2.0
I Electronics: DAE4 Sn1266; Calibrated: 5/16/2017
I Phantom: ELI 4.0; Type: QDOVA001BA; Serial: 1092
I DASY52 52.8.8(1222);
Flat-Section/Front 0mm/Area Scan (141x121x1): Interpolated grid: dx=1.500 mm, dy=1.500 mm
Maximum value of SAR (interpolated) = 0.139 W/kg
Flat-Section/Front 0mm/Area Scan (15x13x1): Measurement grid: dx=15mm, dy=15mm
Maximum value of SAR (measured) = 0.138 W/kg
Flat-Section/Front 0mm/Zoom Scan (8x8x7)/Cube 0: Measurement grid: dx=5mm, dy=5mm, dz=5mm
Reference Value = 1.928 V/m; Power Drift = 0.48 dB
Peak SAR (extrapolated) = 0.175 W/kg
SAR(1 g) = 0.120 W/kg; SAR(10 g) = 0.080 W/kg
Maximum value of SAR (measured) = 0.140 W/kg
Flat-Section/Front 0mm/Zoom Scan (36x36x36)/Cube 0: Interpolated grid: dx=1.000 mm, dy=1.000 mm, dz=1.000 mm
Reference Value = 1.928 V/m; Power Drift = 0.48 dB
Penetration depth = 13.48 (13.41, 14.70) [mm]
Maximum value of SAR (interpolated) = 0.175 W/kg

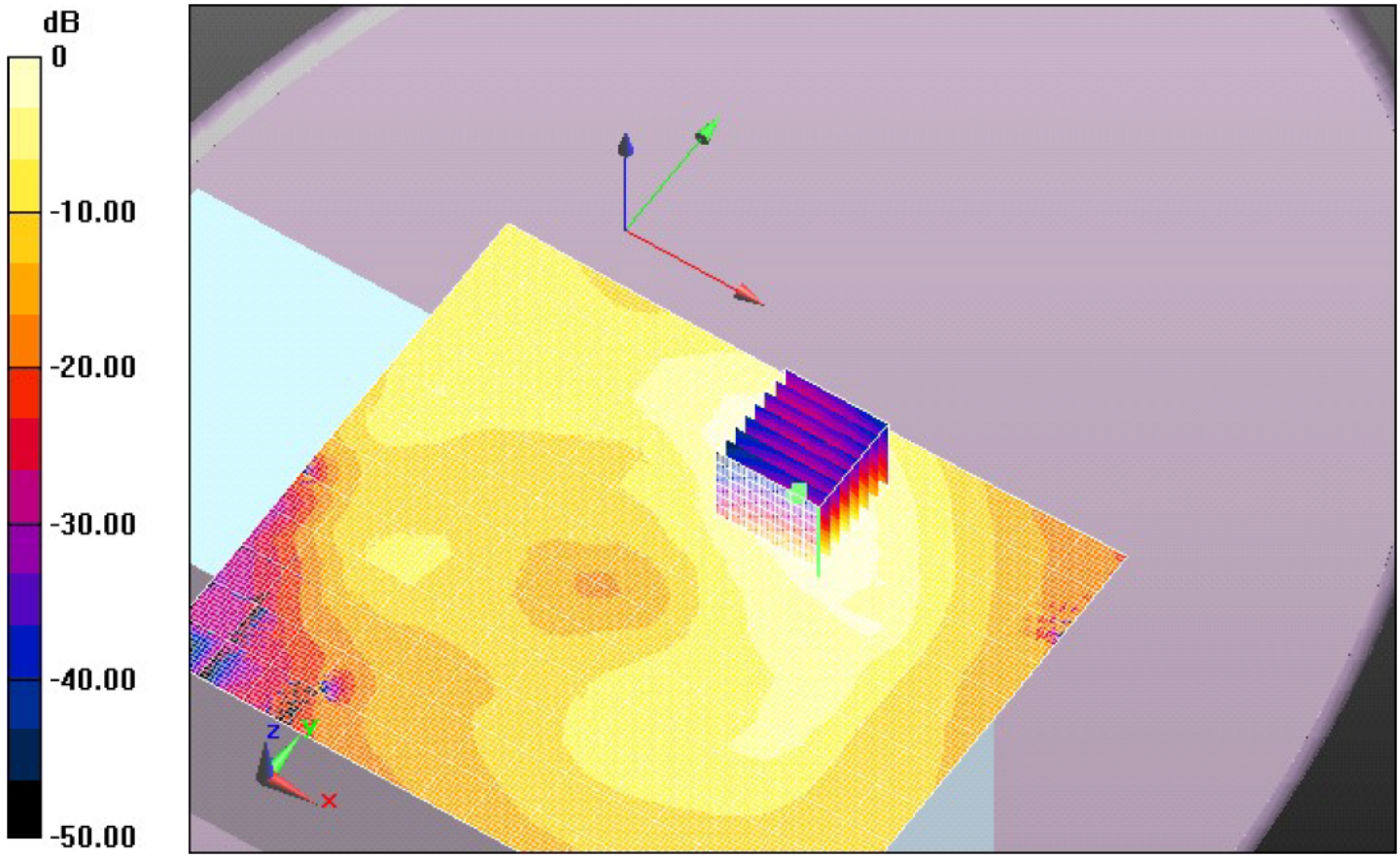

0 dB = 0.139 W/kg = -8.58 dBW/kg

This report shall not be reproduced except in full without the written approval of:
CETECOM Inc. ◆ SAR ◆ 411 Dixon Landing Road ◆ Milpitas, CA 95035 ◆ U.S.A.

Plot 3

Date/Time: 10/27/2017 3:16:51 PM
Test Laboratory: Cetecom Inc. SAR 1 Lab
DUT: Fio; Type: Serum Tester Frame Removed; Serial: IMEI:
Communication System: UID 0, UMTS-FDD (HSUPA, Subtest 5, 3GPP Rel 8.4) (0); Frequency: 1880 MHz
Medium: MSL1900_Batch 110615-4
Medium parameters used: f = 1880 MHz; σ = 1.541 S/m; εr = 54.487; ρ = 1000 kg/m3
Phantom section: Flat Section
Measurement Standard: DASY5 (IEEE/IEC/ANSI C63.19-2007)

Procedure Notes: Test Technician: Lynn Air Temperature: 24.2°C; Medium Temperature: 21.6°C; Comments:

DASY Configuration:
l Probe: ES3DV3 - SN3323; ConvF(4.97, 4.97, 4.97); Calibrated: 5/12/2017;
l Sensor-Surface: 3mm (Mechanical Surface Detection), z = 2.0, 32.0
l Electronics: DAE4 Sn1266; Calibrated: 5/16/2017
l Phantom: ELI v4.0_Front; Type: QDOVA001BB; Serial: TP:xxxx
l DASY52 52.8.8(1222);
Flat-Section/Front 0mm/Area Scan (9x9x1): Measurement grid: dx=15mm, dy=15mm
Maximum value of SAR (measured) = 0.235 W/kg
Flat-Section/Front 0mm/Zoom Scan (5x5x7)/Cube 0: Measurement grid: dx=8mm, dy=8mm, dz=5mm
Reference Value = 2.405 V/m; Power Drift = 0.16 dB
Peak SAR (extrapolated) = 0.350 W/kg
SAR(1 g) = 0.220 W/kg; SAR(10 g) = 0.132 W/kg
Maximum value of SAR (measured) = 0.262 W/kg

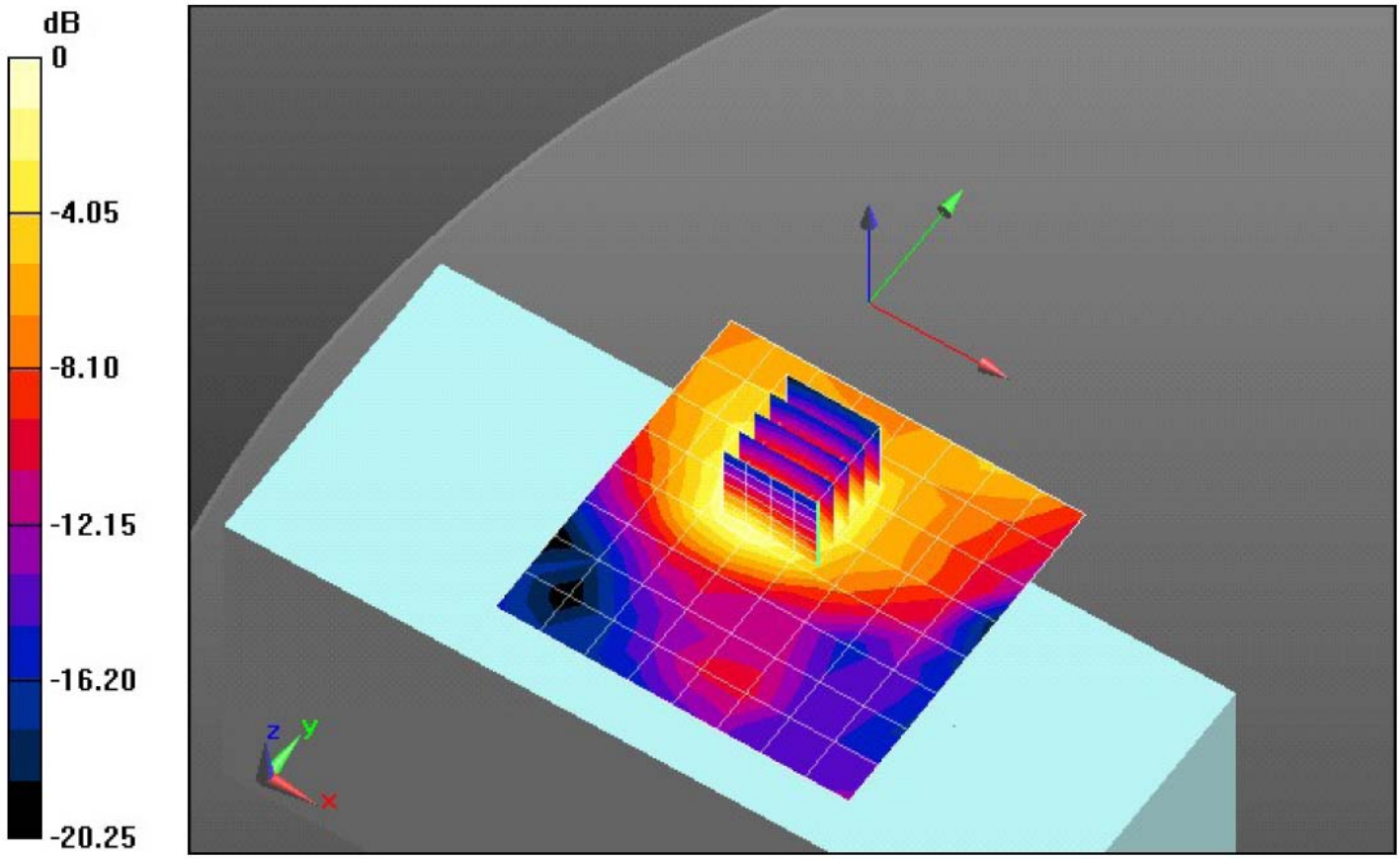

0 dB = 0.235 W/kg = -6.28 dBW/kg

This report shall not be reproduced except in full without the written approval of:
CETECOM Inc. ◆ SAR ◆ 411 Dixon Landing Road ◆ Milpitas, CA 95035 ◆ U.S.A.

Plot 4

Date/Time: 10/30/2017 6:08:50 PM
Test Laboratory: Cetecom Inc. SAR 1 Lab
DUT: Fio; Type: Serum Tester Frame Removed; Serial: IMEI:
Communication System: UID 10011 - CAB, UMTS-FDD (WCDMA); Frequency: 1732.6 MHz
Medium: MSL1750_Batch 100824-2
Medium parameters used (extrapolated): f = 1732.6 MHz; σ = 1.434 S/m; εr = 54.758; ρ = 1000 kg/m3
Phantom section: Flat Section
Measurement Standard: DASY5 (IEEE/IEC/ANSI C63.19-2007)

Procedure Notes: Test Technician: Lynn/Joseph Air Temperature: 26 ãC Medium Temperature: 22.8ãC; Comments:

DASY Configuration:
l Probe: ES3DV3 - SN3323; ConvF(5.15, 5.15, 5.15); Calibrated: 5/12/2017;
l Sensor-Surface: 3mm (Mechanical Surface Detection), z = 2.0, 32.0
l Electronics: DAE4 Sn1266; Calibrated: 5/16/2017
l Phantom: ELI v4.0_Front; Type: QDOVA001BB; Serial: TP:xxxx
l DASY52 52.8.8(1222);
Flat-Section/Front 0mm/Area Scan (9x9x1): Measurement grid: dx=15mm, dy=15mm
Maximum value of SAR (measured) = 0.186 W/kg
Flat-Section/Front 0mm/Zoom Scan (6x6x7)/Cube 0: Measurement grid: dx=8mm, dy=8mm, dz=5mm
Reference Value = 2.597 V/m; Power Drift = 0.78 dB
Peak SAR (extrapolated) = 0.292 W/kg
SAR(1 g) = 0.182 W/kg; SAR(10 g) = 0.107 W/kg
Maximum value of SAR (measured) = 0.215 W/kg

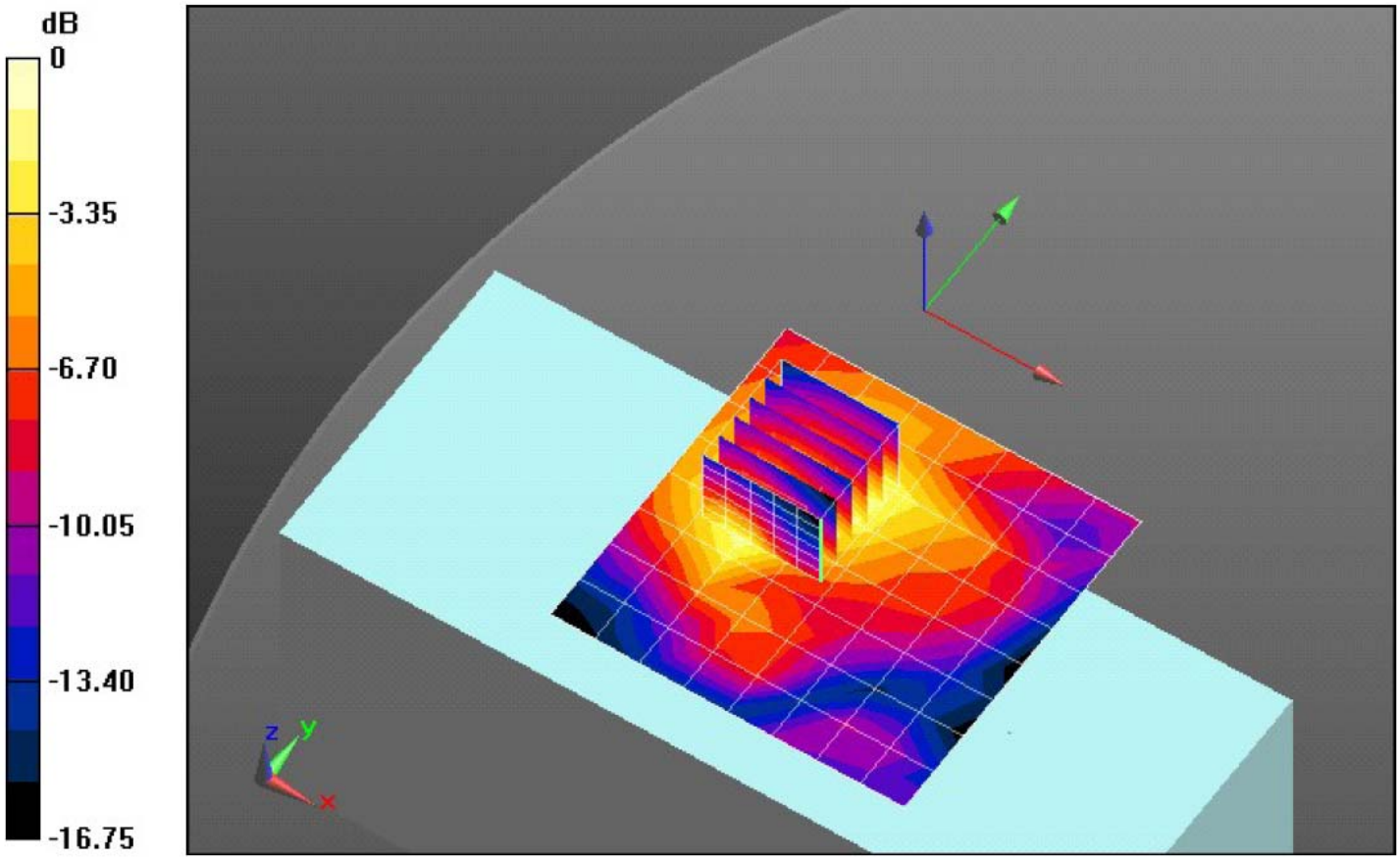

0 dB = 0.186 W/kg = -7.31 dBW/kg

This report shall not be reproduced except in full without the written approval of:
CETECOM Inc. ◆ SAR ◆ 411 Dixon Landing Road ◆ Milpitas, CA 95035 ◆ U.S.A.

Plot 5

Date/Time: 1/8/2018 2:57:17 PM
Test Laboratory: Cetecom Inc. SAR 1 Lab
DUT: Fio; Type: Serum Tester Frame Removed; Serial: IMEI:
Communication System: UID 10011 - CAB, UMTS-FDD (WCDMA); Frequency: 836.6 MHz
Medium: MSL900_Batch 110518-7
Medium parameters used: f = 837 MHz; σ = 0.987 S/m; εr = 52.68; ρ = 1000 kg/m3
Phantom section: Flat Section
Measurement Standard: DASY5 (IEEE/IEC/ANSI C63.19-2007)

Procedure Notes: Test Technician: Lynn/Joseph Air Temperature: 22.8 C Medium Temperature: 21.2°C; Comments:

DASY Configuration:
l Probe: ES3DV3 - SN3323; ConvF(6.38, 6.38, 6.38); Calibrated: 5/12/2017;
l Sensor-Surface: 3mm (Mechanical Surface Detection), z = 2.0, 32.0
l Electronics: DAE4 Sn1266; Calibrated: 5/16/2017
l Phantom: ELI 4.0; Type: QDOVA001BA; Serial: 1092
l DASY52 52.8.8(1222);
Flat-Section 2/Front 0mm/Area Scan (15x9x1): Measurement grid: dx=15mm, dy=15mm
Maximum value of SAR (measured) = 0.0721 W/kg
Flat-Section 2/Front 0mm/Zoom Scan (7x7x7)/Cube 0: Measurement grid: dx=5mm, dy=5mm, dz=5mm
Reference Value = 1.355 V/m; Power Drift = 0.76 dB
Peak SAR (extrapolated) = 0.0960 W/kg
SAR(1 g) = 0.066 W/kg; SAR(10 g) = 0.044 W/kg
Maximum value of SAR (measured) = 0.0762 W/kg

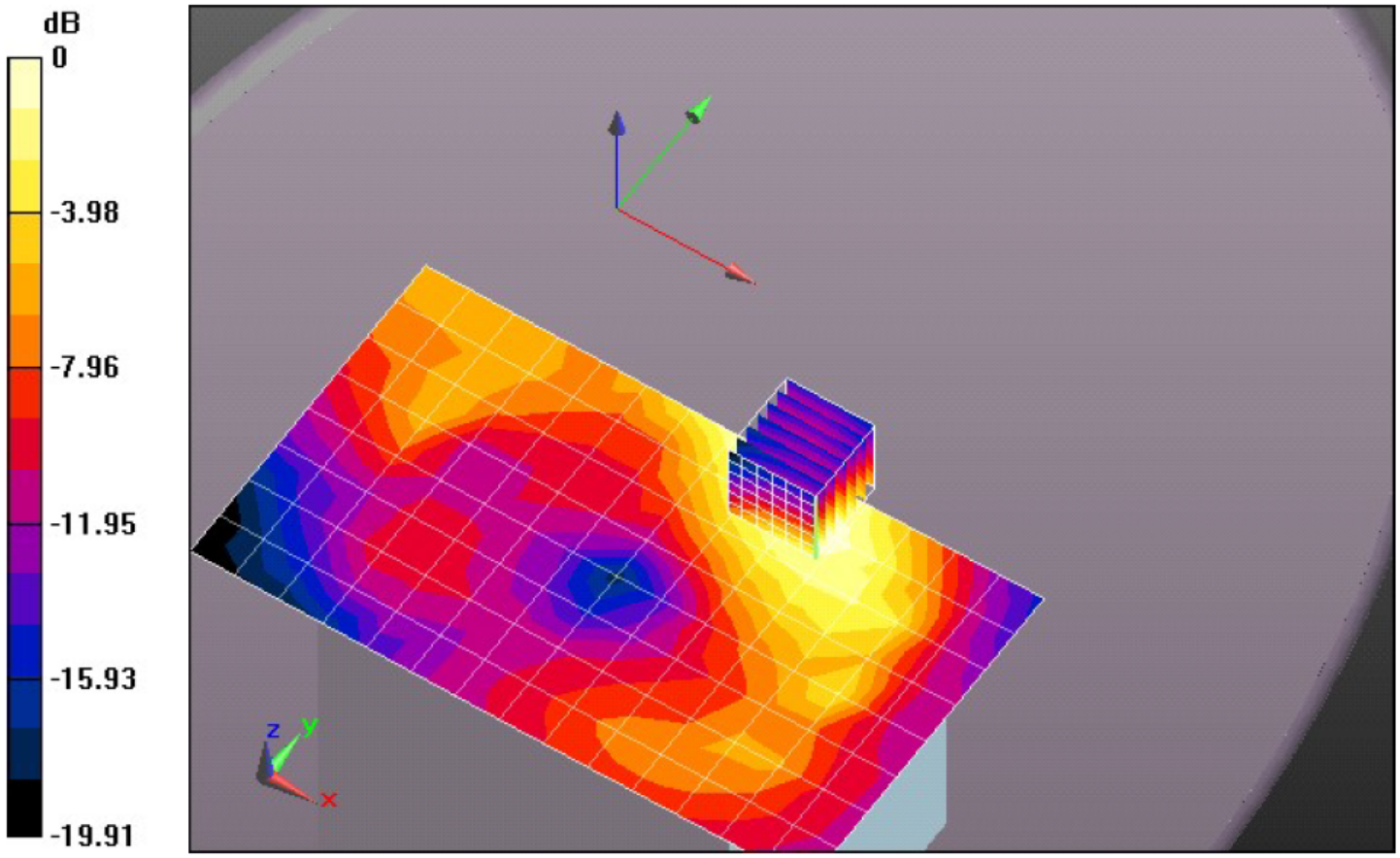

0 dB = 0.0721 W/kg = -11.42 dBW/kg

This report shall not be reproduced except in full without the written approval of:
CETECOM Inc. ◆ SAR ◆ 411 Dixon Landing Road ◆ Milpitas, CA 95035 ◆ U.S.A.

Plot 6

Date/Time: 1/31/2018 11:13:41 AM
Test Laboratory: Cetecom Inc. SAR 1 Lab
DUT: Fio; Type: Serum Tester Frame Removed; Serial: IMEI:
Communication System: UID 0, 802.11bgn_100% Duty Cycle (0); Frequency: 2437 MHz
Medium: MSL2450_Batch 110615-1
Medium parameters used: f = 2437 MHz; σ = 1.933 S/m; εr = 52.717; ρ = 1000 kg/m3
Phantom section: Flat Section
Measurement Standard: DASY5 (IEEE/IEC/ANSI C63.19-2007)
Procedure Notes: Test Technician: Joseph Air Temperature: 21.0°C Medium Temperature: 20.7°C; Comments:
DASY Configuration:
l Probe: ES3DV3 - SN3323; ConvF(4.6, 4.6, 4.6); Calibrated: 5/12/2017;
l Sensor-Surface: 3mm (Mechanical Surface Detection), z = 2.0, 32.0
l Electronics: DAE4 Sn1266; Calibrated: 5/16/2017
l Phantom: ELI v4.0_Front; Type: QDOVA001BB; Serial: TP:xxxx
l DASY52 52.8.8(1222);
Flat-Section/Front 0mm/Area Scan (13x11x1): Measurement grid: dx=15mm, dy=15mm
Maximum value of SAR (measured) = 0.0464 W/kg
Flat-Section/Front 0mm/Zoom Scan (7x8x7)/Cube 0: Measurement grid: dx=5mm, dy=5mm, dz=5mm
Reference Value = 1.835 V/m; Power Drift = -0.35 dB
Peak SAR (extrapolated) = 0.0810 W/kg
SAR(1 g) = 0.042 W/kg; SAR(10 g) = 0.024 W/kg
Maximum value of SAR (measured) = 0.0505 W/kg

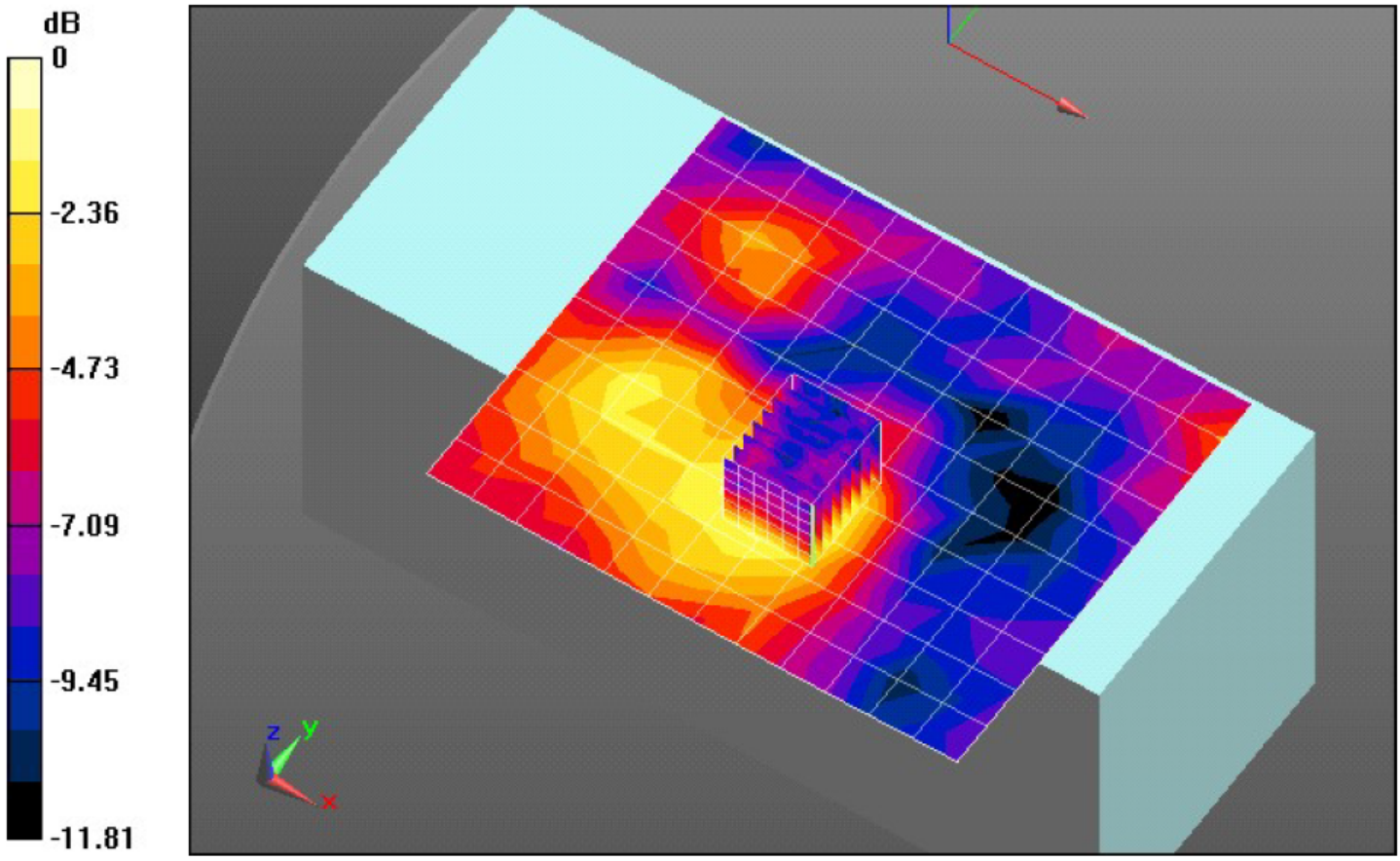

0 dB = 0.0464 W/kg = -13.33 dBW/kg

This report shall not be reproduced except in full without the written approval of:
CETECOM Inc. ◆ SAR ◆ 411 Dixon Landing Road ◆ Milpitas, CA 95035 ◆ U.S.A.

Plot 7

Date/Time: 1/8/2018 1:41:47 PM
Test Laboratory: Cetecom Inc. SAR 1 Lab
DUT: Dipole 900 MHz D900V2; Type: D900V2; Serial: D900V2 - SN:xxx
Communication System: UID 0, CW (0); Frequency: 900 MHz
Medium: MSL900_Batch 110518-7
Medium parameters used: f = 849 MHz; σ = 0.999 S/m; εr = 52.554; ρ = 1000 kg/m3
Phantom section: Flat Section
Measurement Standard: DASY5 (IEEE/IEC/ANSI C63.19-2007)
Procedure Notes: Test Technician: John; Air Temperature: 21.8ãC; Medium Temperature: 21ãC; Comments: ;
DASY Configuration:
l Probe: ES3DV3 - SN3323; ConvF(6.31, 6.31, 6.31); Calibrated: 5/12/2017;
l Sensor-Surface: 2mm (Mechanical Surface Detection), z = 32.0
l Electronics: DAE4 Sn1266; Calibrated: 5/16/2017
l Phantom: ELI 4.0; Type: QDOVA001BA; Serial: 1092
l DASY52 52.8.8(1222);
System Performance Check at Frequencies above 1 GHz/OBS_d=15mm, Pin=250mW, dist=2.0mm (ES-Probe)/Zoom Scan (7x7x7)
(7x7x7)/Cube 0: Measurement grid: dx=5mm, dy=5mm, dz=5mm
Reference Value = 52.34 V/m; Power Drift = 0.03 dB
Peak SAR (extrapolated) = 3.83 W/kg
SAR(1 g) = 2.39 W/kg; SAR(10 g) = 1.55 W/kg
Maximum value of SAR (measured) = 3.10 W/kg

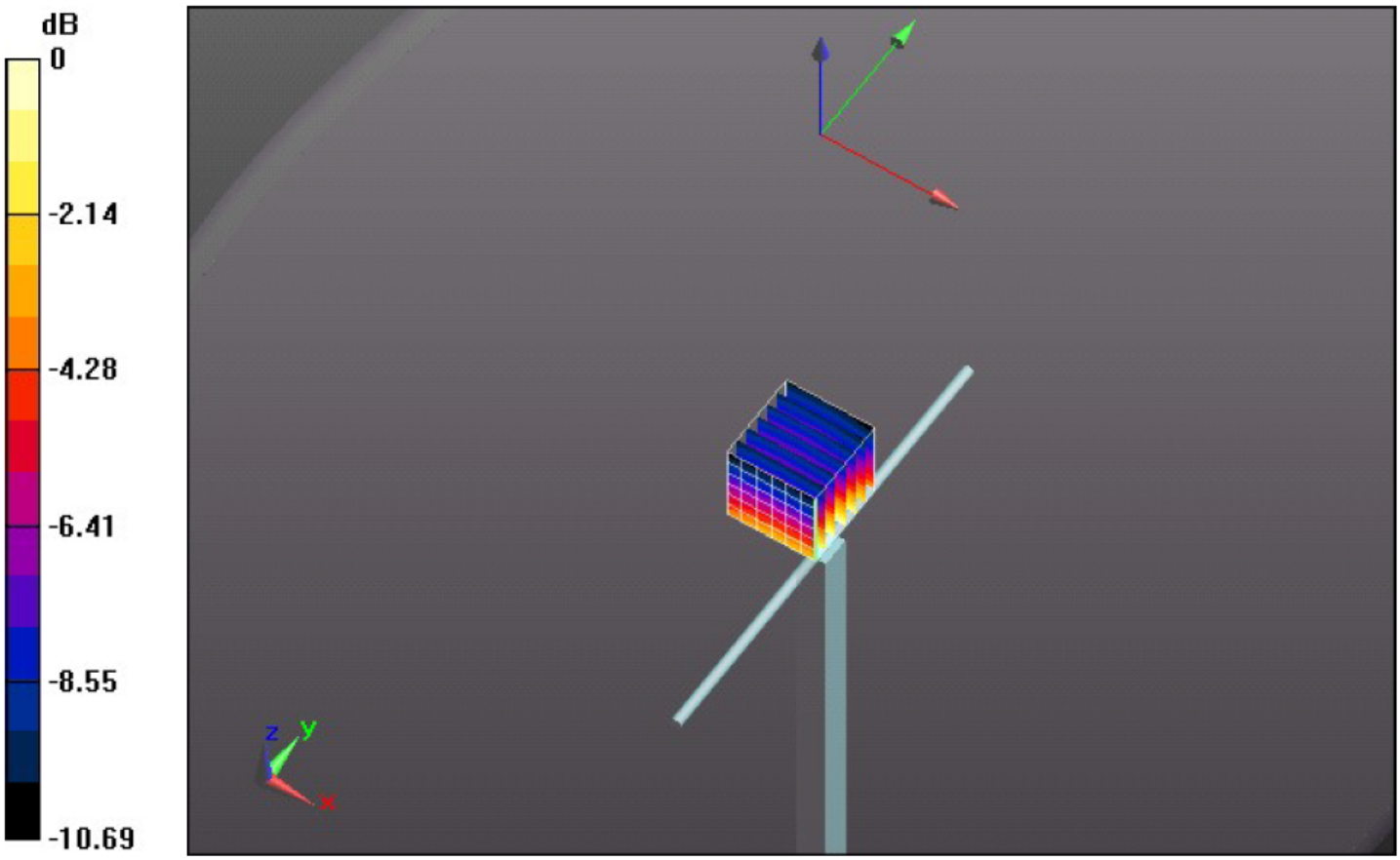

0 dB = 3.10 W/kg = 4.92 dBW/kg

This report shall not be reproduced except in full without the written approval of:
CETECOM Inc. ◆ SAR ◆ 411 Dixon Landing Road ◆ Milpitas, CA 95035 ◆ U.S.A.

Plot 8

Date/Time: 10/30/2017 4:49:48 PM
Test Laboratory: Cetecom Inc. SAR 1 Lab
DUT: Dipole 1750 MHz - D1750V2 - SN1045_April 2016; Type: D1750V2; Serial: D1750V2 - SN:1045
Communication System: UID 0, CW; Frequency: 1750 MHz
Medium: MSL1750_Batch 100824-2
Medium parameters used: f = 1750 MHz; σ = 1.45 S/m; εr = 54.699; ρ = 1000 kg/m3
Phantom section: Flat Section
Measurement Standard: DASY5 (IEEE/IEC/ANSI C63.19-2007)
Procedure Notes: Test Technician: John; Air Temperature: 22.2°C; Medium Temperature: 21.2°C; Comments: ;
DASY Configuration:
l Probe: ES3DV3 - SN3323; ConvF(5.15, 5.15, 5.15); Calibrated: 5/12/2017;
l Sensor-Surface: 3mm (Mechanical Surface Detection), z = 32.0
l Electronics: DAE4 Sn1266; Calibrated: 5/16/2017
l Phantom: ELI v4.0_Front; Type: QDOVA001BB; Serial: TP:xxxx
l DASY52 52.8.8(1222);
System Performance Check at Frequencies above 1 GHz/d=10mm, Pin=.1W, dist=3.0mm (ES-Probe)/Zoom Scan (7x7x7)
(5x5x7)/Cube 0: Measurement grid: dx=8mm, dy=8mm, dz=5mm
Reference Value = 80.90 V/m; Power Drift = -0.06 dB
Peak SAR (extrapolated) = 14.6 W/kg
SAR(1 g) = 8.45 W/kg; SAR(10 g) = 4.52 W/kg
Maximum value of SAR (measured) = 10.6 W/kg

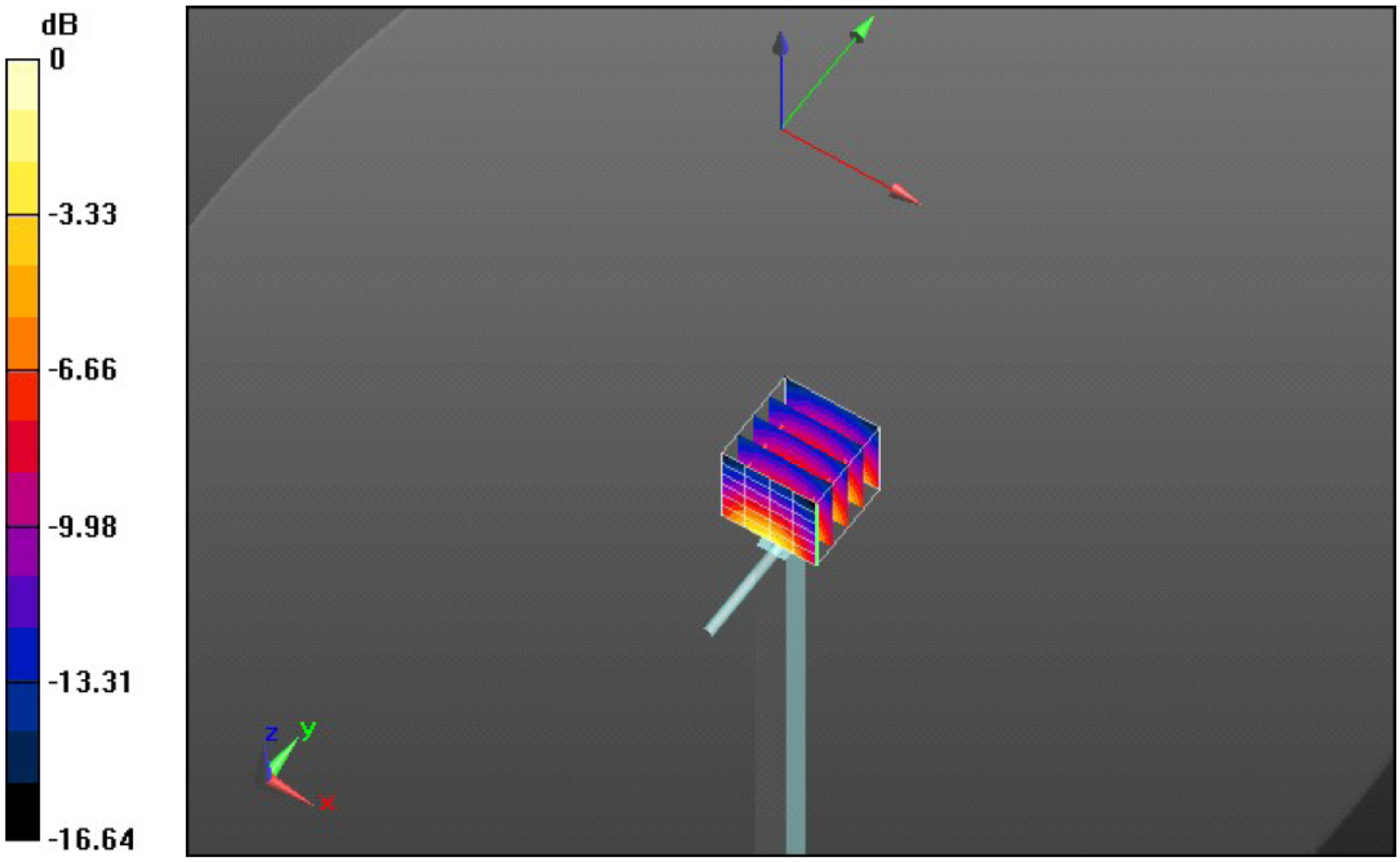

0 dB = 10.6 W/kg = 10.23 dBW/kg

This report shall not be reproduced except in full without the written approval of:
CETECOM Inc. ◆ SAR ◆ 411 Dixon Landing Road ◆ Milpitas, CA 95035 ◆ U.S.A.

Plot 9

Date/Time: 12/19/2017 6:22:58 PM
Test Laboratory: Cetecom Inc. SAR 1 Lab
DUT: Dipole 1900 MHz - D1900V2 - SN5d135_April 2016; Type: D1900V2; Serial: D1900V2 - SN:5d135
Communication System: UID 0, CW (0); Frequency: 1900 MHz
Medium: MSL1900_Batch 110615-4
Medium parameters used: f = 1900 MHz; σ = 1.588 S/m; εr = 52.2; ρ = 1000 kg/m3
Phantom section: Flat Section
Measurement Standard: DASY5 (IEEE/IEC/ANSI C63.19-2007)
Procedure Notes: Test Technician: Joseph; Air Temperature: 22.6C; Medium Temperature: 21.2C; Comments: ;
DASY Configuration:
l Probe: ES3DV3 - SN3323; ConvF(4.97, 4.97, 4.97); Calibrated: 5/12/2017;
l Sensor-Surface: 3mm (Mechanical Surface Detection), z = 32.0
l Electronics: DAE4 Sn1233; Calibrated: 3/17/2014
l Phantom: ELI v4.0_Front; Type: QDOVA001BB; Serial: TP:xxxx
l DASY52 52.8.8(1222);
System Performance Check at Frequencies below 1 GHz/OBS_d=15mm, Pin=1W, dist=3.0mm (ES-Probe)/Zoom Scan (7x7x7)
(5x5x7)/Cube 0: Measurement grid: dx=8mm, dy=8mm, dz=5mm
Reference Value = 85.67 V/m; Power Drift = -0.08 dB
Peak SAR (extrapolated) = 16.3 W/kg
SAR(1 g) = 9.19 W/kg; SAR(10 g) = 4.84 W/kg
Maximum value of SAR (measured) = 11.6 W/kg

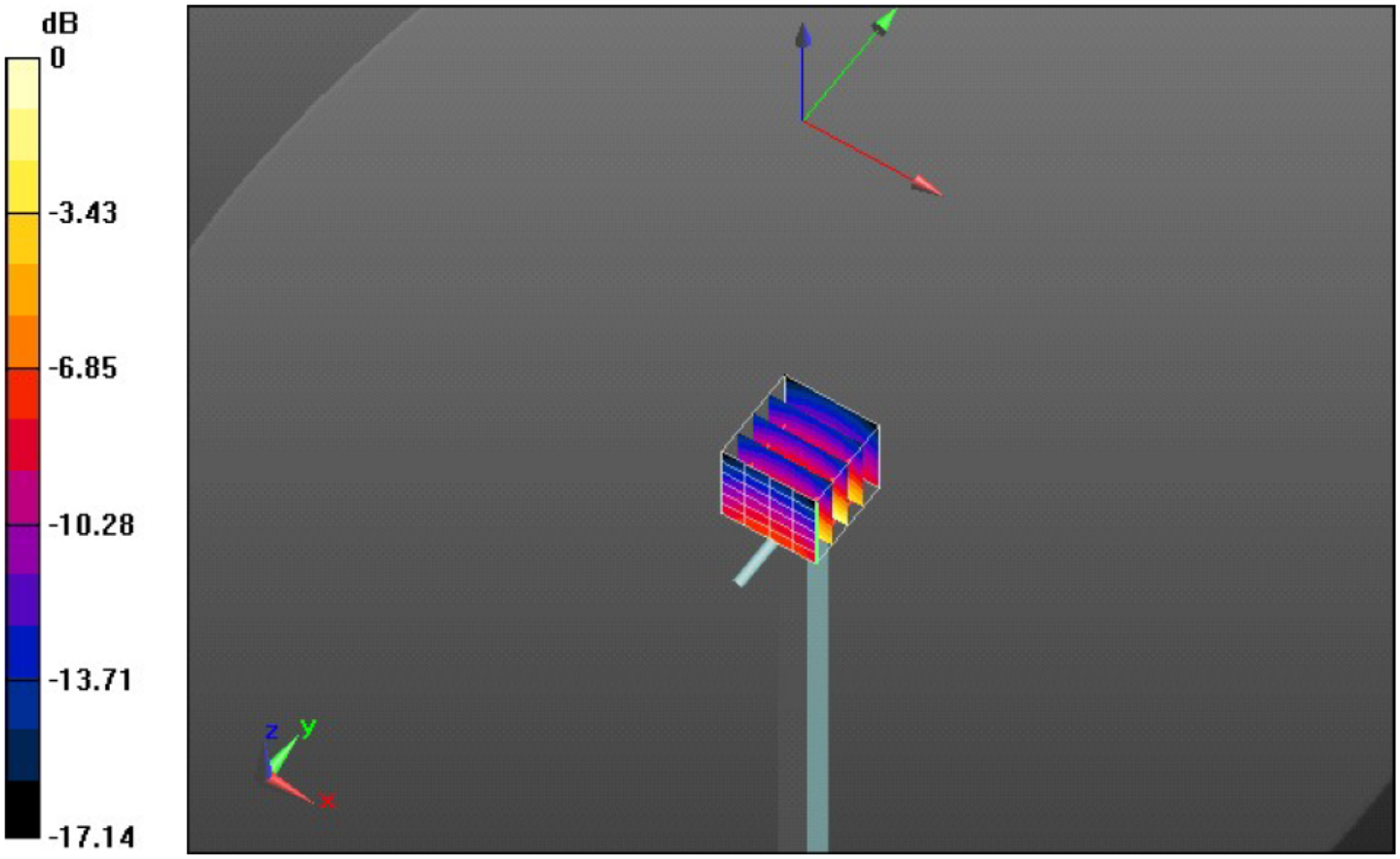

0 dB = 11.6 W/kg = 10.64 dBW/kg

V5.1 2013-01-09 This report shall not be reproduced except in full without the written approval of:
CETECOM Inc. ◆ SAR ◆ 411 Dixon Landing Road ◆ Milpitas, CA 95035 ◆ U.S.A.

Plot 10

Date/Time: 1/30/2018 6:32:04 PM
Test Laboratory: Cetecom Inc. SAR 1 Lab
DUT: Dipole 2450 MHz D2450V2; Type: D2450V2; Serial: D2450V2 - SN:xxx
Communication System: UID 0, CW (0); Frequency: 2450 MHz
Medium: MSL2450_Batch 110530-1
Medium parameters used: f = 2450 MHz; σ = 1.95 S/m; εr = 52.7; ρ = 1000 kg/m3
Phantom section: Flat Section
Measurement Standard: DASY5 (IEEE/IEC/ANSI C63.19-2007)
Procedure Notes: Test Technician: Joseph; Air Temperature: 20.7ãC; Medium Temperature: 20.5ãC; Comments: ;
DASY Configuration:
l Probe: ES3DV3 - SN3323; ConvF(4.6, 4.6, 4.6); Calibrated: 5/12/2017;
l Sensor-Surface: 3mm (Mechanical Surface Detection), Sensor-Surface: 2mm (Mechanical Surface Detection), z = 2.0, 32.0
l Electronics: DAE4 Sn1266; Calibrated: 5/16/2017
l Phantom: ELI v4.0_Front; Type: QDOVA001BB; Serial: TP:xxxx
l DASY52 52.8.8(1222);
System Performance Check at Frequencies above 1 GHz/OBS_d=15mm, Pin=250mW, dist=2.0mm (ES-Probe)/Area Scan (4x4x1):
Measurement grid: dx=15mm, dy=15mm
Maximum value of SAR (measured) = 13.5 W/kg
System Performance Check at Frequencies above 1 GHz/OBS_d=15mm, Pin=250mW, dist=2.0mm (ES-Probe)/Zoom Scan (7x7x7)
(7x7x7)/Cube 0: Measurement grid: dx=5mm, dy=5mm, dz=5mm
Reference Value = 89.49 V/m; Power Drift = 0.02 dB
Peak SAR (extrapolated) = 26.3 W/kg
SAR(1 g) = 12.1 W/kg; SAR(10 g) = 5.58 W/kg
Maximum value of SAR (measured) = 18.6 W/kg

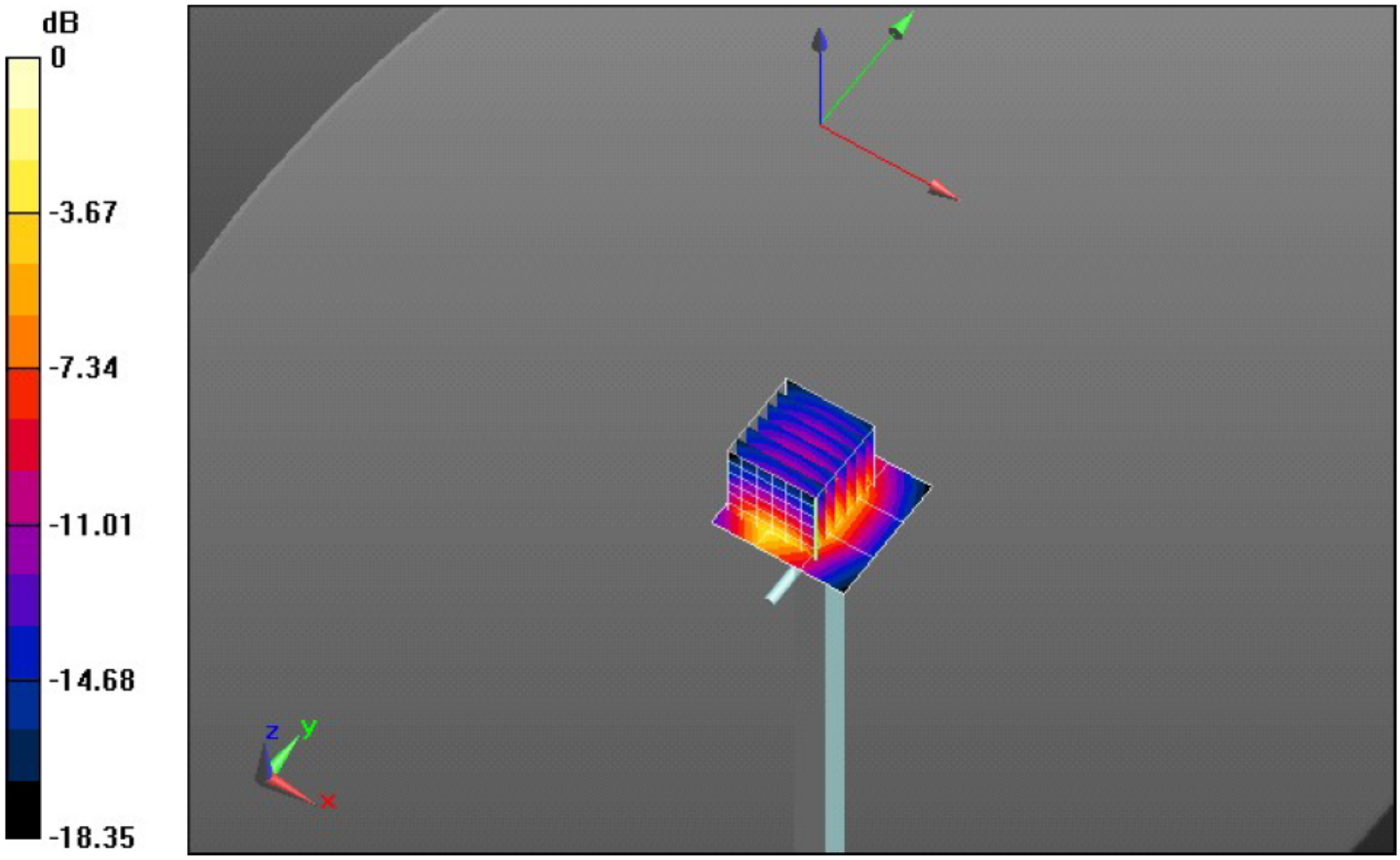

0 dB = 13.5 W/kg = 11.29 dBW/kg

This report shall not be reproduced except in full without the written approval of:
CETECOM Inc. ◆ SAR ◆ 411 Dixon Landing Road ◆ Milpitas, CA 95035 ◆ U.S.A.

V5.1 2013-01-09 This report shall not be reproduced except in full without the written approval of:
CETECOM Inc. ◆ SAR ◆ 411 Dixon Landing Road ◆ Milpitas, CA 95035 ◆ U.S.A.