EWA

USER MANUAL

A156

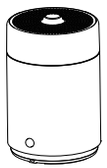

PLEASE READ THIS MANUAL CAREFULLY BEFORE USING THEPRODUCT AND KEEP IT PROPERLY

Packaging

Please make sure all the following parts are inside when unboxing.

- EWA Audio A156 Speaker*1
- Charging Cable*1
- User Manual*1

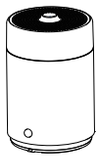

Button / Interface

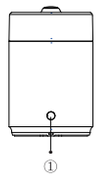

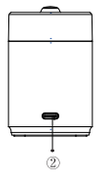

① Control Button

② Charging Port

Press long: Turn on/off
Press one: Play/Pause
Press twice: Next track
Press three: Previous track

Connect

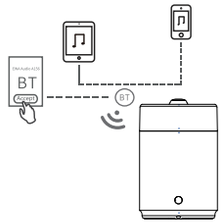

Step: Connect the speaker to the device

1. Turn on the speaker.
2. Enable the Wireless Connection on the your device.
3. Search and find "EWA Audio A156"

LED Indicator Guide

	Red light	Blue light
Charging	ON	/
Fully Charged	/	/
Standby	/	ON
Playing	/	Blinking Slowly
Pairing	/	Blinking Quickly

Specifications

Product Name: Wireless Speaker
Product Model: A156
Wireless Name: EWA Audio A156
Wireless version: 5.4
Wireless Distance: Around 10m
Output: 3W
Charging Port: USB-C
Charging Input: 5V ⎓ 500mA
Battery Capacity: 700mAh
Charging Time: Around 2h
Playback Time: Around 4h (70% volume)
Weight: 230g
Dimensions: Φ47*H72.5mm
Frequency: 100Hz-18kHz
Protocols: HS/HF,A2DP,AVRCP,OPP

Troubleshooting

1. The speaker is unable to be paired with the phone.
Confirm if the speaker is in pairing mode, and if the Bluetooth on your phone is turned on. Then delete the product in the list, pair it with your phone again according to the User Manual.
2. The speaker is unable to be turned on.
Confirm the battery level. Charge the speaker if it is needed.
3. Can the battery of the speaker be replaced?
No, this is lithium polymer battery, which is irreplaceable.
4. Can I use the speaker at a high volume for a long time?
To extend the lifespan of the speaker, it is not recommended to play it at a high volume for a long time.
5. The link between the speaker and the phone has been disconnected within 10 meters.
Wireless is very sensitive to objects between the speaker and the connected device. Check if there are any metal or other objects that may affect connection within the effective distance.
6. Cannot hear audio playing when the speaker is connected to the phone.
Check whether the phone is already connected to wireless device. Make sure the volume is up on your phone.

Notice

In order to use the speaker correctly and extend the life of the speaker, please read and observe carefully:

1. Discarded packaging, batteries, old electronic products, please sort them and dispose of them properly.
2. Do not put the product close to open-flames, such as lighted candles.
3. Please keep away from strong magnetic and electric fields.
4. Do not touch chemicals such as benzene, thinner, etc.
5. Do not disassemble, repair, or modify by yourself.
6. Do not hit the speaker severely.
7. Do not use the product in extreme temperatures.
8. Do not trample or squeeze the charging cable.
9. When not in use for a prolonged period, please charge the speakers every 3 months to extend the life of battery.

FCC

This device complies with Part 15 of the FCC Rules. Operation is subject to the following two conditions:
(1) This device may not cause harmful interference, and (2) this device must accept any interference received, including interference that may cause undesired operation.
NOTE 1: This equipment has been tested and found to comply with the limits for a Class B digital device, pursuant to part 15 of the FCC Rules. These limits are designed to provide reasonable protection against harmful interference in a residential installation. This equipment generates, uses and can radiate radio frequency energy and, if not installed and used in accordance with the instructions, may cause harmful interference to radio communications. However, there is no guarantee that interference will not occur in a particular installation. If this equipment does cause harmful interference to radio or television reception, which can be determined by turning the equipment off and on, the user is encouraged to try to correct the interference by one or more of the following measures:
- Reorient or relocate the receiving antenna.
- Increase the separation between the equipment and receiver.
-Connect the equipment into an outlet on a circuit different from that to which the receiver is connected.
-Consult the dealer or an experienced radio/TV technician for help.
NOTE 2: Any changes or modifications to this unit not expressly approved by the party responsible for compliance could void the user's authority to operate the equipment.
The device has been evaluated to meet general RF exposure requirement. The device can be used in portable exposure condition without restriction.

EWA

HeNan J.Y.M Electronics Co.,Ltd
Address: Building 5, Jiju Industry Park, Xiping, Zhumadian, Henan
Tel:0755-29918835
www.ewacn.com

尺寸：单页：50*55mm
材质：105g铜版纸，双面印刷
扇形折