Test Laboratory: Huatongwei International Inspection Co., Ltd.,SAR Lab Date: 12/24/2019

GSM850 Front-of-face

Communication System: UID 0, Generic GPRS(TDMA, GMSK, TN 0-1-2-3) (0); Frequency: 836.6 MHz;Duty Cycle: 1:2.00447
Medium parameters used (interpolated): f = 836.6 MHz; σ = 0.935 S/m; ε_r = 42.973; ρ = 1000 kg/m^3
Phantom section: Flat Section
Ambient Temperature:22.7°C;Liquid Temperature:22.5°C;

DASY Configuration:

- Probe: EX3DV4 - SN7494; ConvF(10.41, 10.41, 10.41) @ 836.6 MHz; Calibrated: 3/25/2019
- Sensor-Surface: 1.4mm (Mechanical Surface Detection)
- Electronics: DAE4 Sn1549; Calibrated: 3/19/2019
- Phantom: Twin-SAM V8.0 ; Type: QD 000 P41 AA; Serial: 1974
- DASY52 52.10.2(1495); SEMCAD X 14.6.12(7450)

Front/CH 190/Area Scan (61x121x1): Interpolated grid: dx=1.500 mm, dy=1.500 mm
Maximum value of SAR (interpolated) = 0.493 W/kg

Front/CH 190/Zoom Scan (5x5x7)/Cube 0: Measurement grid: dx=8mm, dy=8mm, dz=5mm
Reference Value = 24.14 V/m; Power Drift = -0.12 dB
Peak SAR (extrapolated) = 0.528 W/kg
SAR(1 g) = 0.366 W/kg; SAR(10 g) = 0.264 W/kg
Maximum value of SAR (measured) = 0.466 W/kg

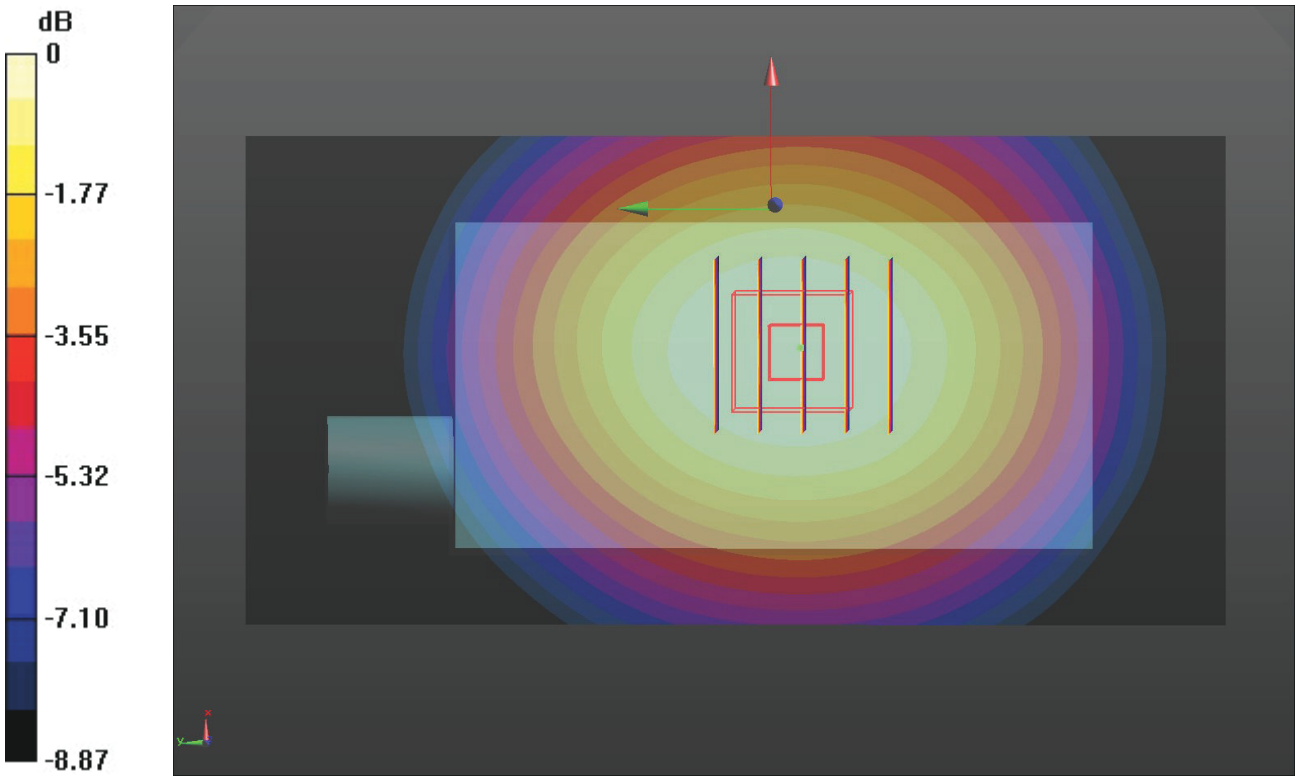

0 dB = 0.466 W/kg = -3.32 dBW/kg

Test Laboratory: Huatongwei International Inspection Co., Ltd.,SAR Lab Date: 12/26/2019

GSM1900 Front-of-face

Communication System: UID 0, Generic GPRS(TDMA, GMSK, TN 0-1-2-3) (0); Frequency: 1850.2 MHz;Duty Cycle: 1:2.00447
Medium parameters used (interpolated): f = 1850.2 MHz; σ = 1.422 S/m; ε_r = 41.03; ρ = 1000 kg/m^3
Phantom section: Flat Section
Ambient Temperature:22.6℃;Liquid Temperature:22.4℃;

DASY Configuration:

- Probe: EX3DV4 - SN7494; ConvF(8.57, 8.57, 8.57) @ 1850.2 MHz; Calibrated: 3/25/2019
- Sensor-Surface: 1.4mm (Mechanical Surface Detection)
- Electronics: DAE4 Sn1549; Calibrated: 3/19/2019
- Phantom: Twin-SAM V8.0 ; Type: QD 000 P41 AA; Serial: 1974
- DASY52 52.10.2(1495); SEMCAD X 14.6.12(7450)

Front/CH 512/Area Scan (61x121x1): Interpolated grid: dx=1.500 mm, dy=1.500 mm
Maximum value of SAR (interpolated) = 0.331 W/kg

Front/CH 512/Zoom Scan (5x5x7)/Cube 0: Measurement grid: dx=8mm, dy=8mm, dz=5mm
Reference Value = 11.12 V/m; Power Drift = 0.00 dB
Peak SAR (extrapolated) = 0.386 W/kg
SAR(1 g) = 0.238 W/kg; SAR(10 g) = 0.151 W/kg
Maximum value of SAR (measured) = 0.332 W/kg

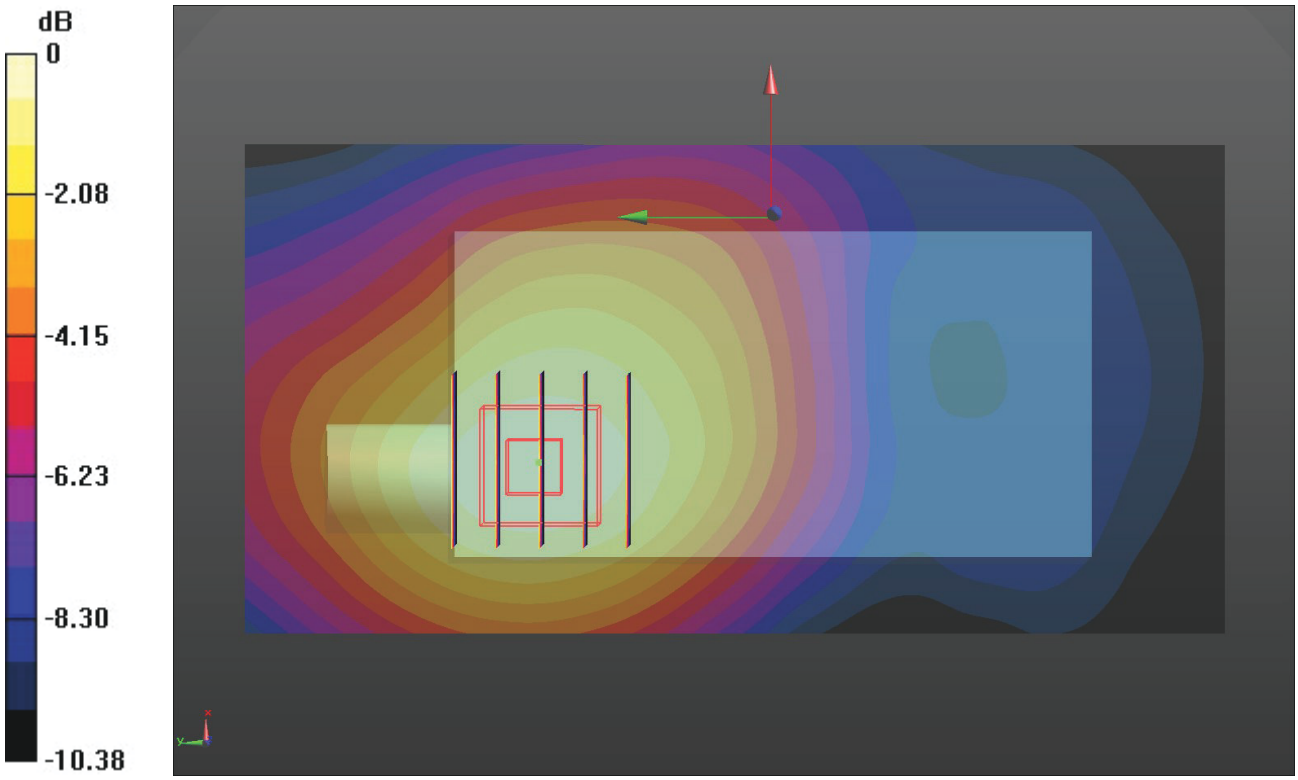

0 dB = 0.332 W/kg = -4.79 dBW/kg

Test Laboratory: Huatongwei International Inspection Co., Ltd.,SAR Lab Date: 12/26/2019

WCDMA Band II Front-of-face

Communication System: UID 0, Generic UMTS (0); Frequency: 1880 MHz;Duty Cycle: 1:1
Medium parameters used: f = 1880 MHz; σ = 1.44 S/m; ε_r = 40.983; ρ = 1000 kg/m^3
Phantom section: Flat Section
Ambient Temperature:22.4°C;Liquid Temperature:22.2°C;

DASY Configuration:

- Probe: EX3DV4 - SN7494; ConvF(8.57, 8.57, 8.57) @ 1880 MHz; Calibrated: 3/25/2019
- Sensor-Surface: 1.4mm (Mechanical Surface Detection)
- Electronics: DAE4 Sn1549; Calibrated: 3/19/2019
- Phantom: Twin-SAM V8.0 ; Type: QD 000 P41 AA; Serial: 1974
- DASY52 52.10.2(1495); SEMCAD X 14.6.12(7450)

Front/CH 9400/Area Scan (61x121x1): Interpolated grid: dx=1.500 mm, dy=1.500 mm
Maximum value of SAR (interpolated) = 0.246 W/kg

Front/CH 9400/Zoom Scan (5x5x7)/Cube 0: Measurement grid: dx=8mm, dy=8mm, dz=5mm
Reference Value = 7.066 V/m; Power Drift = 0.00 dB
Peak SAR (extrapolated) = 0.286 W/kg
SAR(1 g) = 0.175 W/kg; SAR(10 g) = 0.110 W/kg
Maximum value of SAR (measured) = 0.245 W/kg

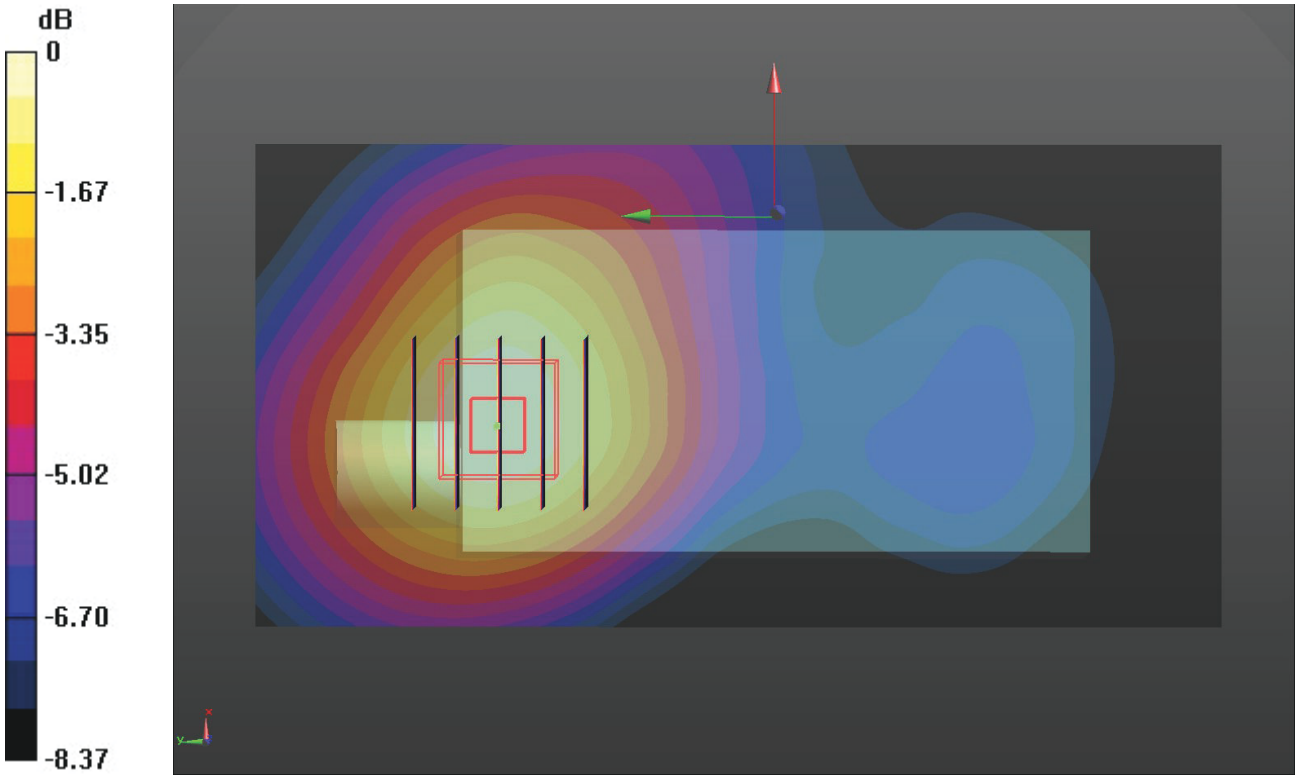

0 dB = 0.245 W/kg = -6.11 dBW/kg

Test Laboratory: Huatongwei International Inspection Co., Ltd.,SAR Lab Date: 12/25/2019

WCDMA Band IV Front-of-face

Communication System: UID 0, Generic UMTS (0); Frequency: 1752.6 MHz;Duty Cycle: 1:1
Medium parameters used (interpolated): f = 1752.6 MHz; σ = 1.365 S/m; ε_r = 41.181; ρ = 1000 kg/m^3

Phantom section: Flat Section
Ambient Temperature:22.2°C;Liquid Temperature:22.0°C;

DASY Configuration:

- Probe: EX3DV4 - SN7494; ConvF(8.91, 8.91, 8.91) @ 1752.6 MHz; Calibrated: 3/25/2019
- Sensor-Surface: 1.4mm (Mechanical Surface Detection)
- Electronics: DAE4 Sn1549; Calibrated: 3/19/2019
- Phantom: Twin-SAM V8.0 ; Type: QD 000 P41 AA; Serial: 1974
- DASY52 52.10.2(1495); SEMCAD X 14.6.12(7450)

Front/CH 1513/Area Scan (61x121x1): Interpolated grid: dx=1.500 mm, dy=1.500 mm
Maximum value of SAR (interpolated) = 0.280 W/kg

Front/CH 1513/Zoom Scan (5x5x7)/Cube 0: Measurement grid: dx=8mm, dy=8mm, dz=5mm
Reference Value = 5.861 V/m; Power Drift = -0.12 dB
Peak SAR (extrapolated) = 0.328 W/kg
SAR(1 g) = 0.200 W/kg; SAR(10 g) = 0.126 W/kg
Maximum value of SAR (measured) = 0.279 W/kg

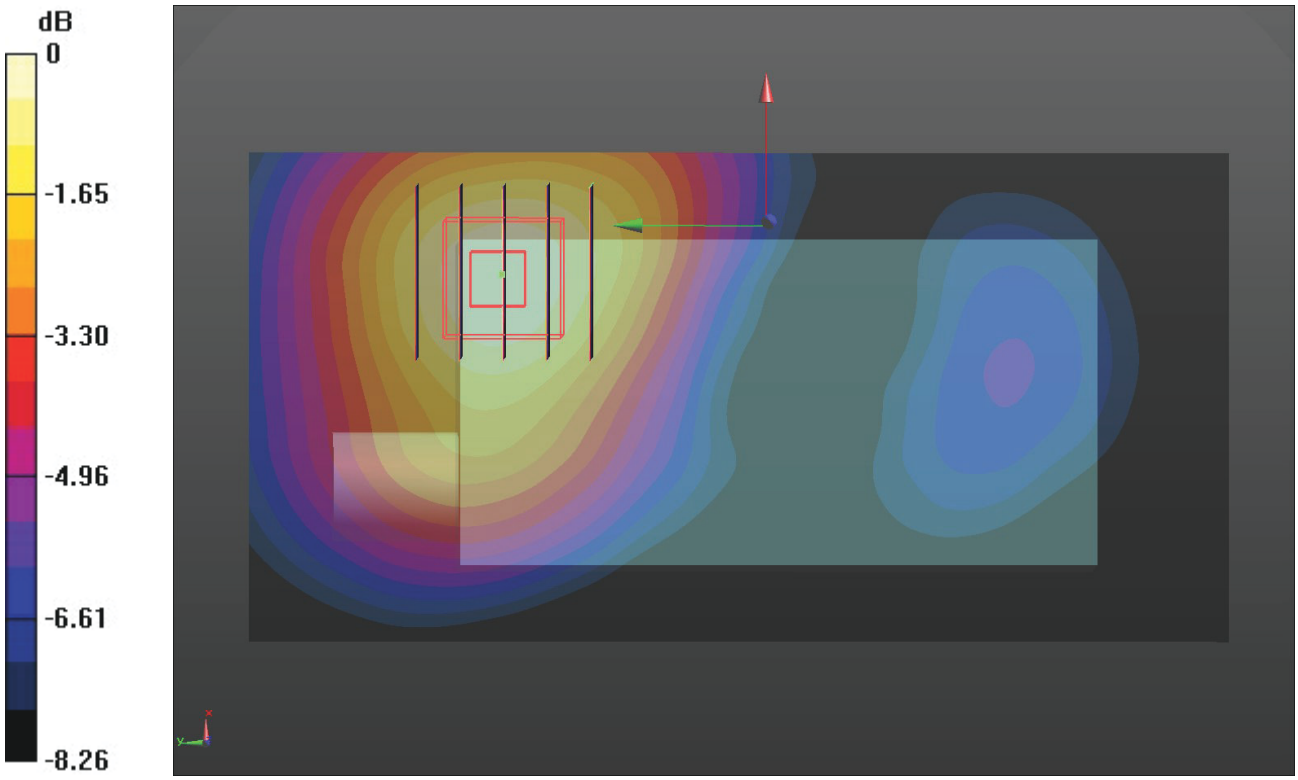

0 dB = 0.279 W/kg = -5.54 dBW/kg

Test Laboratory: Huatongwei International Inspection Co., Ltd.,SAR Lab Date: 12/24/2019

WCDMA Band V Front-of-face

Communication System: UID 0, Generic UMTS (0); Frequency: 846.6 MHz;Duty Cycle: 1:1
Medium parameters used (interpolated): f = 846.6 MHz; σ = 0.939 S/m; ε_r = 42.953; ρ = 1000 kg/m^3
Phantom section: Flat Section
Ambient Temperature:22.1°C;Liquid Temperature:21.9°C;

DASY Configuration:

- Probe: EX3DV4 - SN7494; ConvF(10.41, 10.41, 10.41) @ 846.6 MHz; Calibrated: 3/25/2019
- Sensor-Surface: 1.4mm (Mechanical Surface Detection)
- Electronics: DAE4 Sn1549; Calibrated: 3/19/2019
- Phantom: Twin-SAM V8.0 ; Type: QD 000 P41 AA; Serial: 1974
- DASY52 52.10.2(1495); SEMCAD X 14.6.12(7450)

Front/CH 4233/Area Scan (61x121x1): Interpolated grid: dx=1.500 mm, dy=1.500 mm
Maximum value of SAR (interpolated) = 0.428 W/kg

Front/CH 4233/Zoom Scan (5x5x7)/Cube 0: Measurement grid: dx=8mm, dy=8mm, dz=5mm
Reference Value = 21.40 V/m; Power Drift = -0.01 dB
Peak SAR (extrapolated) = 0.486 W/kg
SAR(1 g) = 0.334 W/kg; SAR(10 g) = 0.241 W/kg
Maximum value of SAR (measured) = 0.428 W/kg

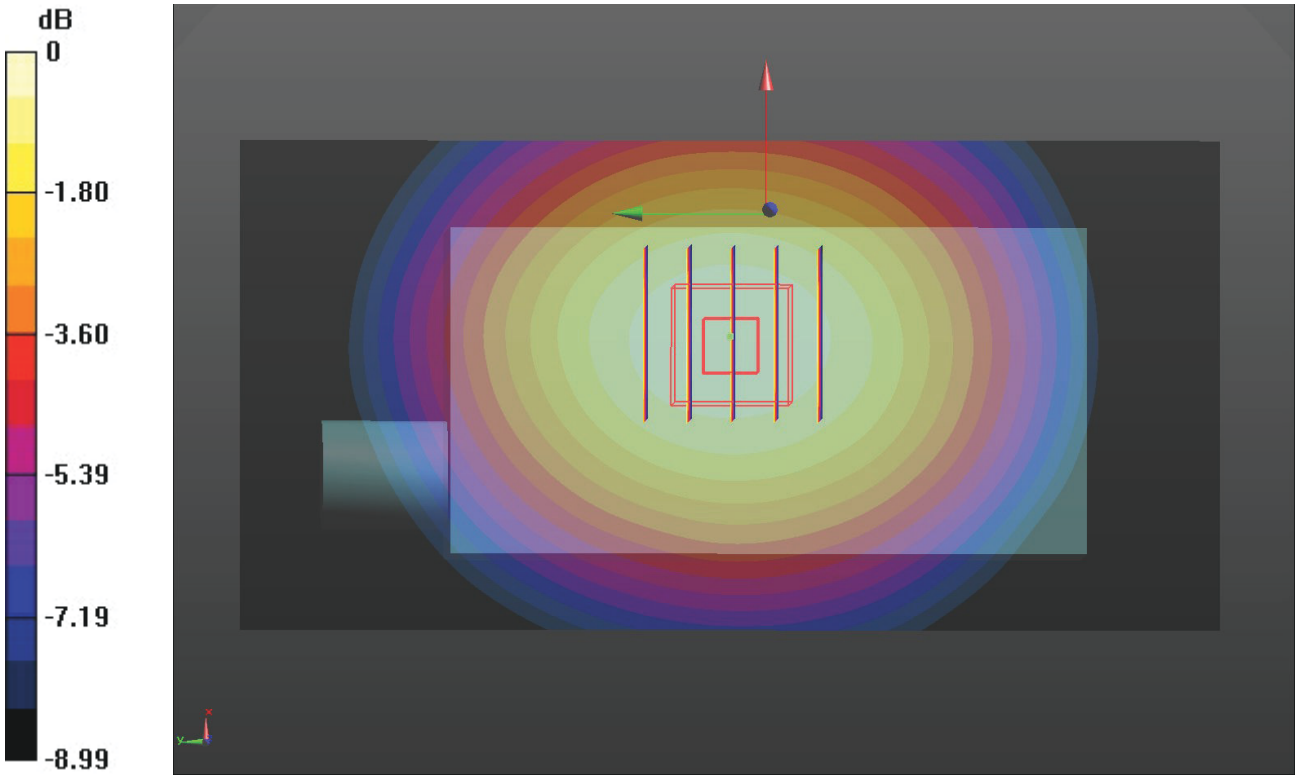

0 dB = 0.428 W/kg = -3.69 dBW/kg

Test Laboratory: Huatongwei International Inspection Co., Ltd.,SAR Lab Date: 12/26/2019

LTE Band 2 Front-of-face

Communication System: UID 0, Generic LTE-FDD (0); Frequency: 1880 MHz;Duty Cycle: 1:1
Medium parameters used: f = 1880 MHz; σ = 1.44 S/m; ε_r = 40.983; ρ = 1000 kg/m^3
Phantom section: Flat Section
Ambient Temperature:22.8°C;Liquid Temperature:22.6°C;

DASY Configuration:

- Probe: EX3DV4 - SN7494; ConvF(8.57, 8.57, 8.57) @ 1880 MHz; Calibrated: 3/25/2019
- Sensor-Surface: 1.4mm (Mechanical Surface Detection)
- Electronics: DAE4 Sn1549; Calibrated: 3/19/2019
- Phantom: Twin-SAM V8.0 ; Type: QD 000 P41 AA; Serial: 1974
- DASY52 52.10.2(1495); SEMCAD X 14.6.12(7450)

Front/CH 18900/Area Scan (61x121x1): Interpolated grid: dx=1.500 mm, dy=1.500 mm
Maximum value of SAR (interpolated) = 0.0350 W/kg

Front/CH 18900/Zoom Scan (6x6x7)/Cube 0: Measurement grid: dx=8mm, dy=8mm, dz=5mm
Reference Value = 2.916 V/m; Power Drift = -0.13 dB
Peak SAR (extrapolated) = 0.0400 W/kg
SAR(1 g) = 0.024 W/kg; SAR(10 g) = 0.016 W/kg
Maximum value of SAR (measured) = 0.0337 W/kg

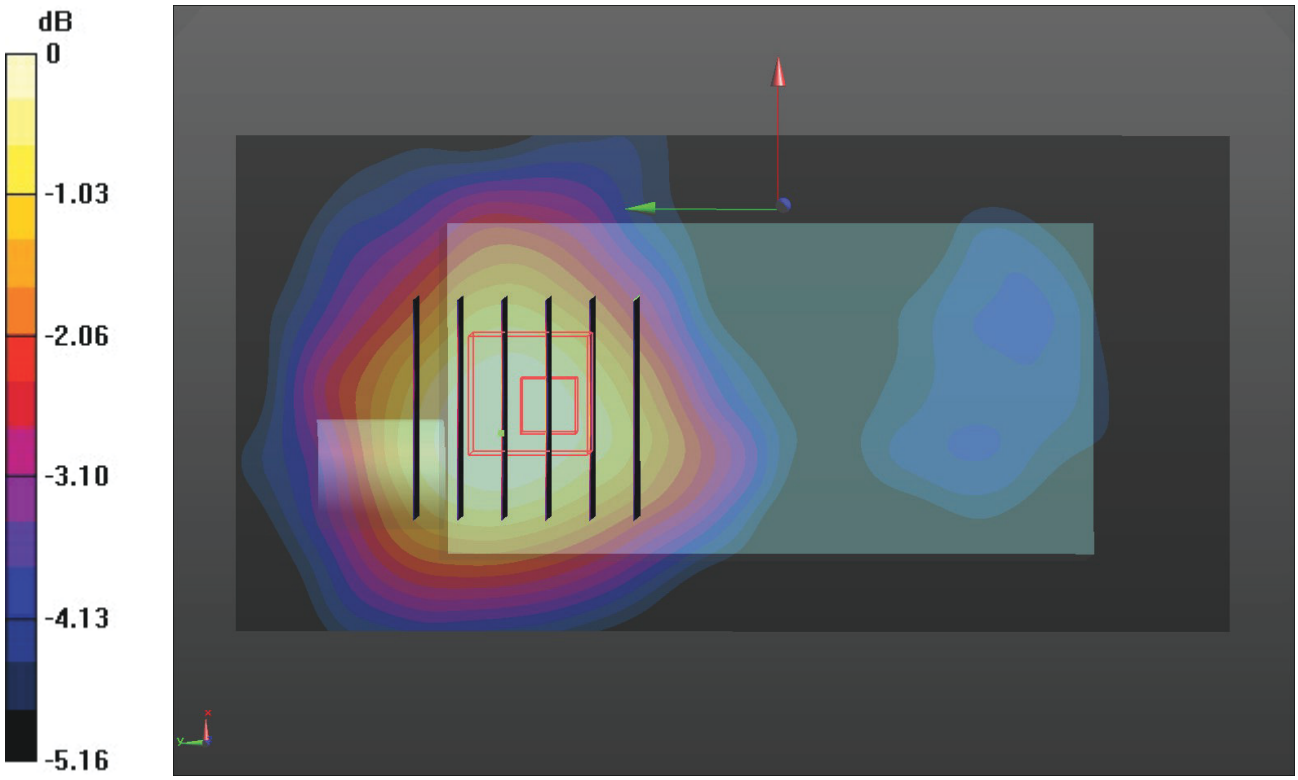

0 dB = 0.0337 W/kg = -14.72 dBW/kg

Test Laboratory: Huatongwei International Inspection Co., Ltd.,SAR Lab Date: 12/25/2019

LTE Band 4 Front-of-face

Communication System: UID 0, Generic LTE-FDD (0); Frequency: 1745 MHz;Duty Cycle: 1:1
Medium parameters used (interpolated): f = 1745 MHz; σ = 1.361 S/m; ε_r = 41.195; ρ = 1000 kg/m^3
Phantom section: Flat Section
Ambient Temperature:22.6℃;Liquid Temperature:22.4℃;

DASY Configuration:

- Probe: EX3DV4 - SN7494; ConvF(8.91, 8.91, 8.91) @ 1745 MHz; Calibrated: 3/25/2019
- Sensor-Surface: 1.4mm (Mechanical Surface Detection)
- Electronics: DAE4 Sn1549; Calibrated: 3/19/2019
- Phantom: Twin-SAM V8.0 ; Type: QD 000 P41 AA; Serial: 1974
- DASY52 52.10.2(1495); SEMCAD X 14.6.12(7450)

Front/CH 20300/Area Scan (61x121x1): Interpolated grid: dx=1.500 mm, dy=1.500 mm
Maximum value of SAR (interpolated) = 0.165 W/kg

Front/CH 20300/Zoom Scan (5x5x7)/Cube 0: Measurement grid: dx=8mm, dy=8mm, dz=5mm
Reference Value = 6.612 V/m; Power Drift = 0.02 dB
Peak SAR (extrapolated) = 0.213 W/kg
SAR(1 g) = 0.131 W/kg; SAR(10 g) = 0.085 W/kg
Maximum value of SAR (measured) = 0.182 W/kg

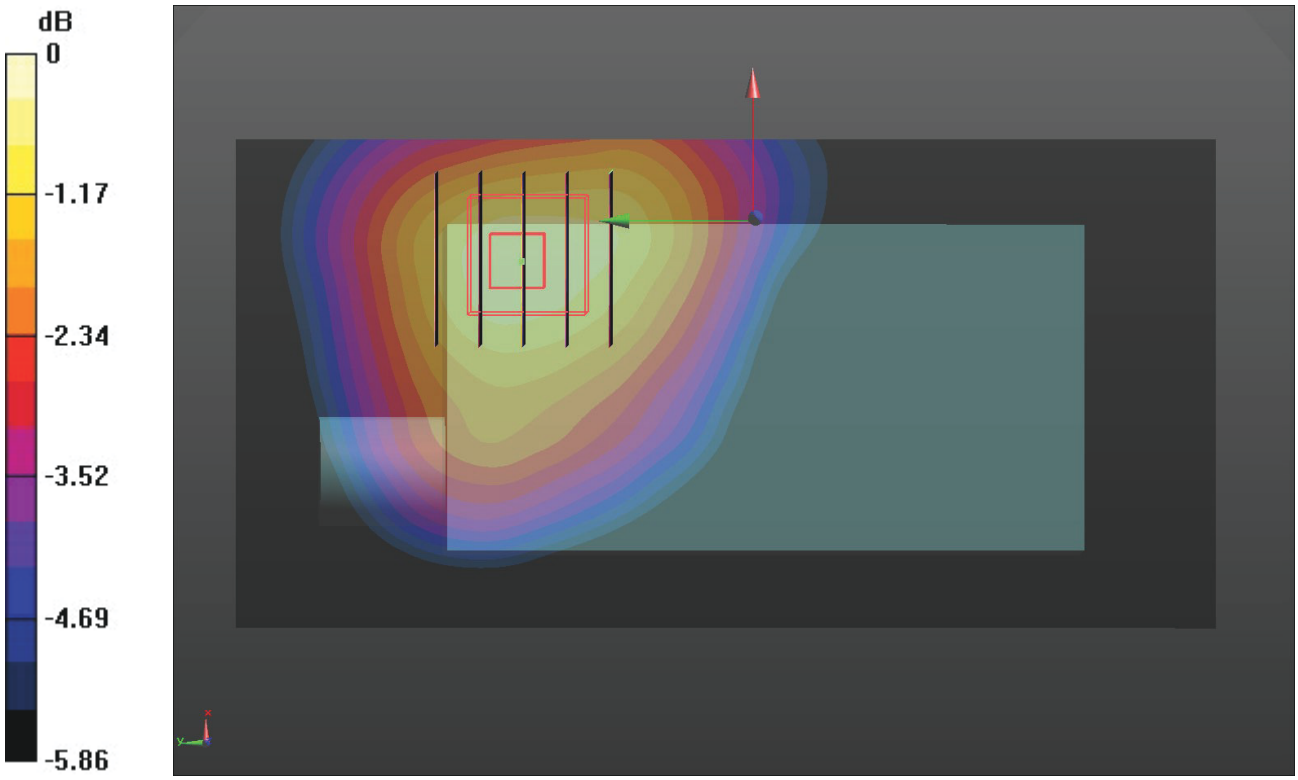

0 dB = 0.182 W/kg = -7.40 dBW/kg

Test Laboratory: Huatongwei International Inspection Co., Ltd.,SAR Lab Date: 12/24/2019

LTE Band 5 Front-of-face

Communication System: UID 0, Generic LTE-FDD (0); Frequency: 844 MHz;Duty Cycle: 1:1
Medium parameters used (interpolated): f = 844 MHz; σ = 0.938 S/m; ε_r = 42.959; ρ = 1000 kg/m^3
Phantom section: Flat Section
Ambient Temperature:22.4°C;Liquid Temperature:22.2°C;

DASY Configuration:

- Probe: EX3DV4 - SN7494; ConvF(10.41, 10.41, 10.41) @ 844 MHz; Calibrated: 3/25/2019
- Sensor-Surface: 1.4mm (Mechanical Surface Detection)
- Electronics: DAE4 Sn1549; Calibrated: 3/19/2019
- Phantom: Twin-SAM V8.0 ; Type: QD 000 P41 AA; Serial: 1974
- DASY52 52.10.2(1495); SEMCAD X 14.6.12(7450)

Front/CH 20600/Area Scan (61x121x1): Interpolated grid: dx=1.500 mm, dy=1.500 mm
Maximum value of SAR (interpolated) = 0.0159 W/kg

Front/CH 20600/Zoom Scan (5x5x7)/Cube 0: Measurement grid: dx=8mm, dy=8mm, dz=5mm
Reference Value = 4.127 V/m; Power Drift = -0.14 dB
Peak SAR (extrapolated) = 0.0180 W/kg
SAR(1 g) = 0.012 W/kg; SAR(10 g) = 0.00879 W/kg
Maximum value of SAR (measured) = 0.0155 W/kg

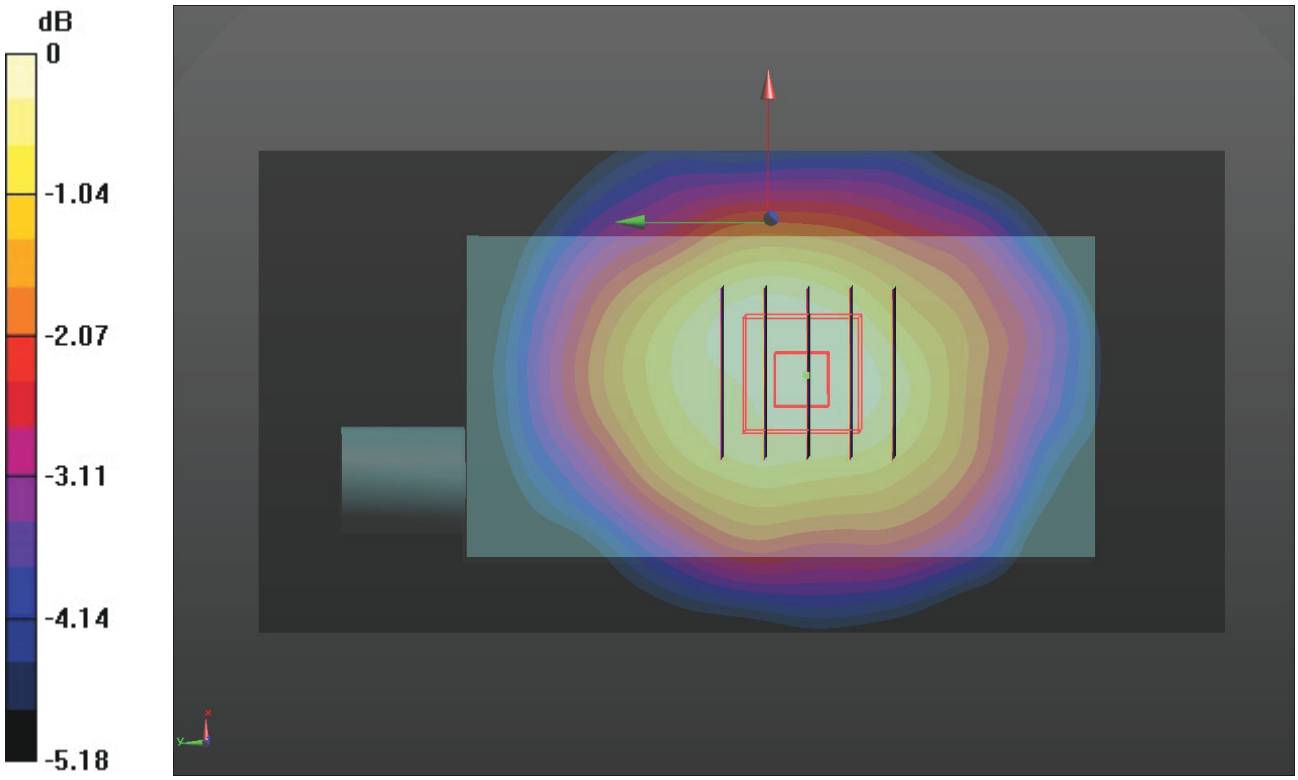

0 dB = 0.0155 W/kg = -18.10 dBW/kg

Test Laboratory: Huatongwei International Inspection Co., Ltd.,SAR Lab Date: 12/27/2019

LTE Band 7 Front-of-face

Communication System: UID 0, Generic LTE-FDD (0); Frequency: 2560 MHz;Duty Cycle: 1:1
Medium parameters used: f = 2560 MHz; σ = 1.919 S/m; ε_r = 40.046; ρ = 1000 kg/m^3
Phantom section: Flat Section
Ambient Temperature:22.2°C;Liquid Temperature:22.0°C;

DASY Configuration:

- Probe: EX3DV4 - SN7494; ConvF(7.69, 7.69, 7.69) @ 2560 MHz; Calibrated: 3/25/2019
- Sensor-Surface: 1.4mm (Mechanical Surface Detection)
- Electronics: DAE4 Sn1549; Calibrated: 3/19/2019
- Phantom: Twin-SAM V8.0 ; Type: QD 000 P41 AA; Serial: 1974
- DASY52 52.10.2(1495); SEMCAD X 14.6.12(7450)

Front/CH 21350/Area Scan (81x151x1): Interpolated grid: dx=1.200 mm, dy=1.200 mm
Maximum value of SAR (interpolated) = 0.0214 W/kg

Front/CH 21350/Zoom Scan (7x7x7)/Cube 0: Measurement grid: dx=5mm, dy=5mm, dz=5mm
Reference Value = 2.979 V/m; Power Drift = 0.15 dB
Peak SAR (extrapolated) = 0.0230 W/kg
SAR(1 g) = 0.013 W/kg; SAR(10 g) = 0.00885 W/kg
Maximum value of SAR (measured) = 0.0195 W/kg

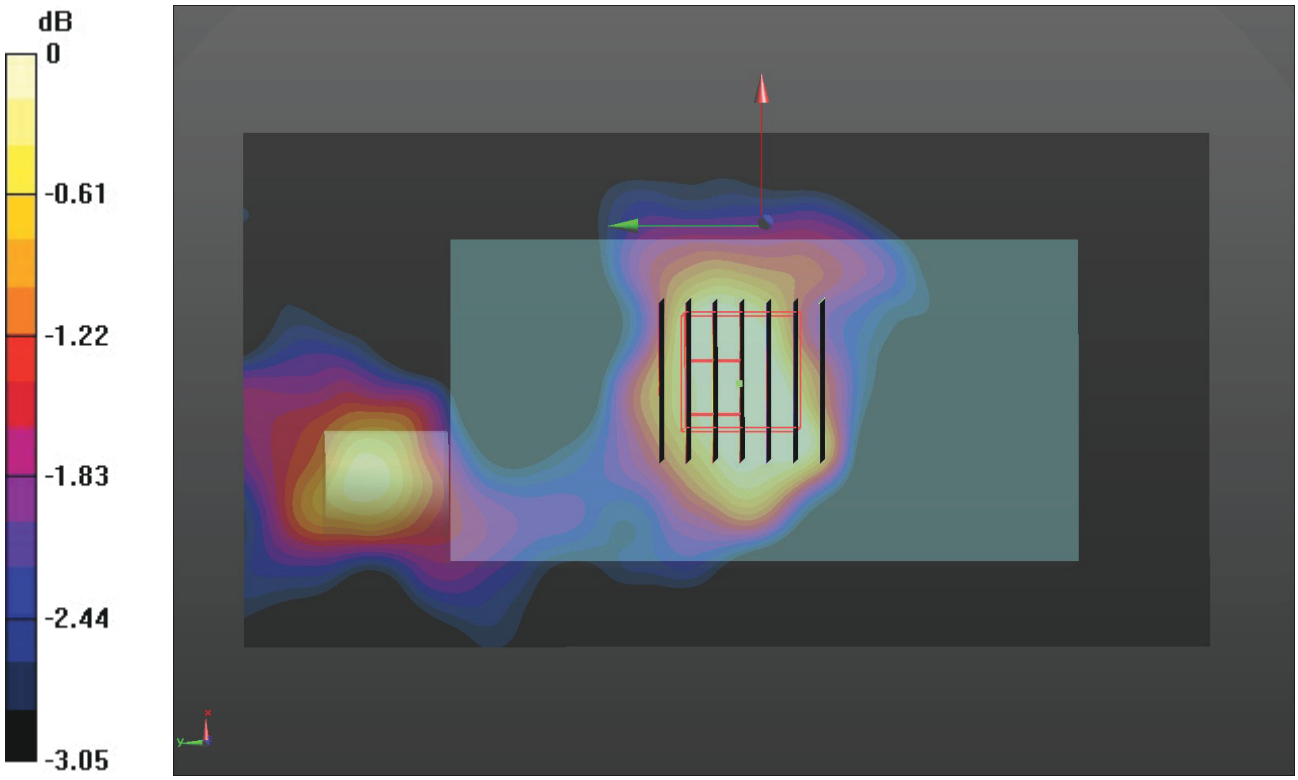

0 dB = 0.0195 W/kg = -17.10 dBW/kg

Test Laboratory: Huatongwei International Inspection Co., Ltd.,SAR Lab Date: 12/23/2019

LTE Band 12 Front-of-face

Communication System: UID 0, Generic LTE-FDD (0); Frequency: 707.5 MHz;Duty Cycle: 1:1
Medium parameters used (interpolated): f = 707.5 MHz; σ = 0.89 S/m; ε_r = 43.375; ρ = 1000 kg/m^3
Phantom section: Flat Section
Ambient Temperature:22.1°C;Liquid Temperature:21.9°C;

DASY Configuration:

- Probe: EX3DV4 - SN7494; ConvF(10.74, 10.74, 10.74) @ 707.5 MHz; Calibrated: 3/25/2019
- Sensor-Surface: 1.4mm (Mechanical Surface Detection)
- Electronics: DAE4 Sn1549; Calibrated: 3/19/2019
- Phantom: Twin-SAM V8.0 ; Type: QD 000 P41 AA; Serial: 1974
- DASY52 52.10.2(1495); SEMCAD X 14.6.12(7450)

Front/CH 23095/Area Scan (61x121x1): Interpolated grid: dx=1.500 mm, dy=1.500 mm
Maximum value of SAR (interpolated) = 0.0199 W/kg

Front/CH 23095/Zoom Scan (5x5x7)/Cube 0: Measurement grid: dx=8mm, dy=8mm, dz=5mm
Reference Value = 4.804 V/m; Power Drift = 0.01 dB
Peak SAR (extrapolated) = 0.0220 W/kg
SAR(1 g) = 0.016 W/kg; SAR(10 g) = 0.012 W/kg
Maximum value of SAR (measured) = 0.0200 W/kg

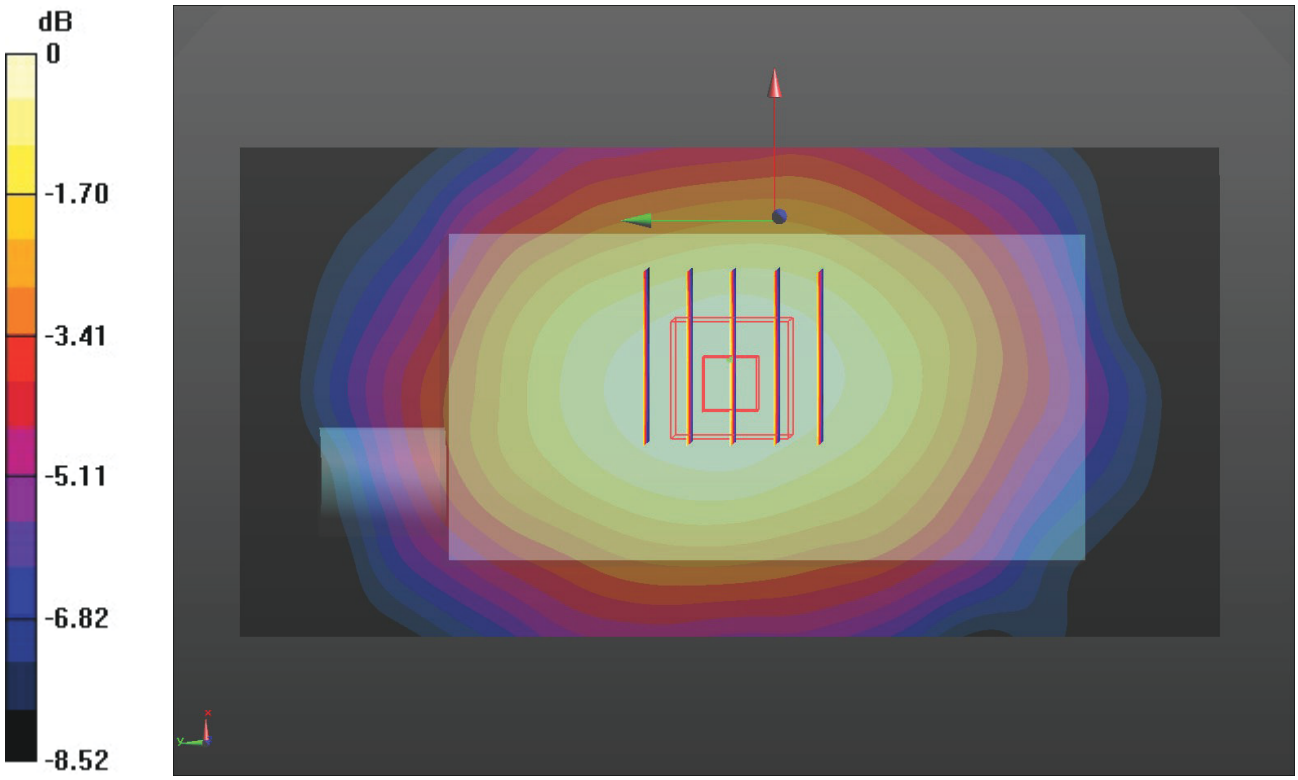

0 dB = 0.0200 W/kg = -16.99 dBW/kg

Test Laboratory: Huatongwei International Inspection Co., Ltd.,SAR Lab Date: 12/23/2019

LTE Band 17 Front-of-face

Communication System: UID 0, Generic LTE-FDD (0); Frequency: 710 MHz;Duty Cycle: 1:1
Medium parameters used: f = 710 MHz; σ = 0.891 S/m; ε_r = 43.369; ρ = 1000 kg/m^3
Phantom section: Flat Section
Ambient Temperature:22.3°C;Liquid Temperature:22.1°C;

DASY Configuration:

- Probe: EX3DV4 - SN7494; ConvF(10.74, 10.74, 10.74) @ 710 MHz; Calibrated: 3/25/2019
- Sensor-Surface: 1.4mm (Mechanical Surface Detection)
- Electronics: DAE4 Sn1549; Calibrated: 3/19/2019
- Phantom: Twin-SAM V8.0 ; Type: QD 000 P41 AA; Serial: 1974
- DASY52 52.10.2(1495); SEMCAD X 14.6.12(7450)

Front/CH 23790/Area Scan (61x121x1): Interpolated grid: dx=1.500 mm, dy=1.500 mm
Maximum value of SAR (interpolated) = 0.0200 W/kg

Front/CH 23790/Zoom Scan (5x5x7)/Cube 0: Measurement grid: dx=8mm, dy=8mm, dz=5mm
Reference Value = 4.806 V/m; Power Drift = 0.01 dB
Peak SAR (extrapolated) = 0.0220 W/kg
SAR(1 g) = 0.017 W/kg; SAR(10 g) = 0.012 W/kg
Maximum value of SAR (measured) = 0.0200 W/kg

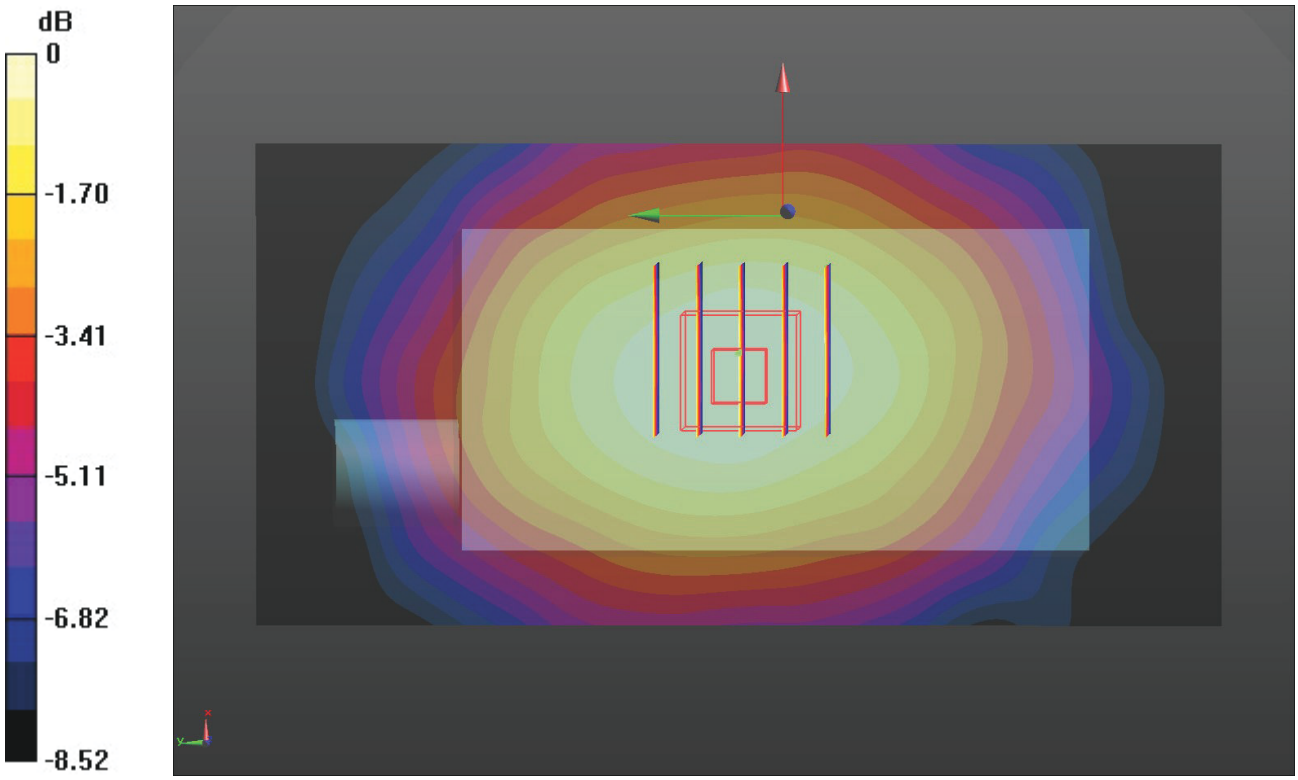

0 dB = 0.0200 W/kg = -16.99 dBW/kg

Test Laboratory: Huatongwei International Inspection Co., Ltd.,SAR Lab Date: 12/26/2019

LTE Band 25 Front-of-face

Communication System: UID 0, Generic LTE-FDD (0); Frequency: 1905 MHz;Duty Cycle: 1:1
Medium parameters used (interpolated): f = 1905 MHz; σ = 1.453 S/m; ε_r = 40.959; ρ = 1000 kg/m^3
Phantom section: Flat Section
Ambient Temperature:22.3°C;Liquid Temperature:22.1°C;

DASY Configuration:

- Probe: EX3DV4 - SN7494; ConvF(8.57, 8.57, 8.57) @ 1905 MHz; Calibrated: 3/25/2019
- Sensor-Surface: 1.4mm (Mechanical Surface Detection)
- Electronics: DAE4 Sn1549; Calibrated: 3/19/2019
- Phantom: Twin-SAM V8.0 ; Type: QD 000 P41 AA; Serial: 1974
- DASY52 52.10.2(1495); SEMCAD X 14.6.12(7450)

Front/CH 26590/Area Scan (61x121x1): Interpolated grid: dx=1.500 mm, dy=1.500 mm
Maximum value of SAR (interpolated) = 0.0356 W/kg

Front/CH 26590/Zoom Scan (6x6x7)/Cube 0: Measurement grid: dx=8mm, dy=8mm, dz=5mm
Reference Value = 2.928 V/m; Power Drift = -0.13 dB
Peak SAR (extrapolated) = 0.0410 W/kg
SAR(1 g) = 0.027 W/kg; SAR(10 g) = 0.016 W/kg
Maximum value of SAR (measured) = 0.0343 W/kg

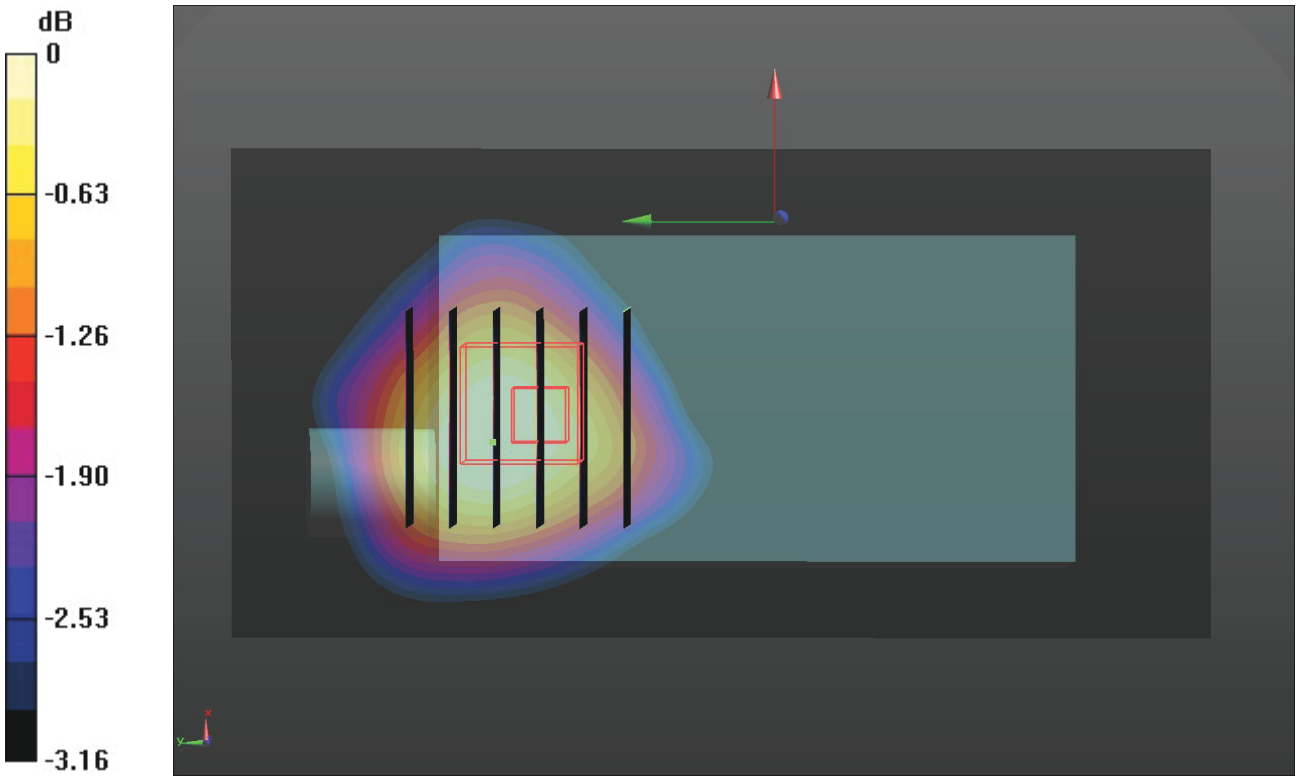

0 dB = 0.0343 W/kg = -14.65 dBW/kg

Test Laboratory: Huatongwei International Inspection Co., Ltd.,SAR Lab Date: 12/24/2019

LTE Band 26 Front-of-face

Communication System: UID 0, Generic LTE-FDD (0); Frequency: 831.5 MHz;Duty Cycle: 1:1
Medium parameters used (interpolated): f = 831.5 MHz; σ = 0.933 S/m; ε_r = 42.983; ρ = 1000 kg/m^3
Phantom section: Flat Section
Ambient Temperature:22.5℃;Liquid Temperature:22.3℃;

DASY Configuration:

- Probe: EX3DV4 - SN7494; ConvF(10.41, 10.41, 10.41) @ 831.5 MHz; Calibrated: 3/25/2019
- Sensor-Surface: 1.4mm (Mechanical Surface Detection)
- Electronics: DAE4 Sn1549; Calibrated: 3/19/2019
- Phantom: Twin-SAM V8.0 ; Type: QD 000 P41 AA; Serial: 1974
- DASY52 52.10.2(1495); SEMCAD X 14.6.12(7450)

Front/CH 26865/Area Scan (61x121x1): Interpolated grid: dx=1.500 mm, dy=1.500 mm
Maximum value of SAR (interpolated) = 0.0178 W/kg

Front/CH 26865/Zoom Scan (5x5x7)/Cube 0: Measurement grid: dx=8mm, dy=8mm, dz=5mm
Reference Value = 4.306 V/m; Power Drift = -0.06 dB
Peak SAR (extrapolated) = 0.0190 W/kg
SAR(1 g) = 0.013 W/kg; SAR(10 g) = 0.00969 W/kg
Maximum value of SAR (measured) = 0.0169 W/kg

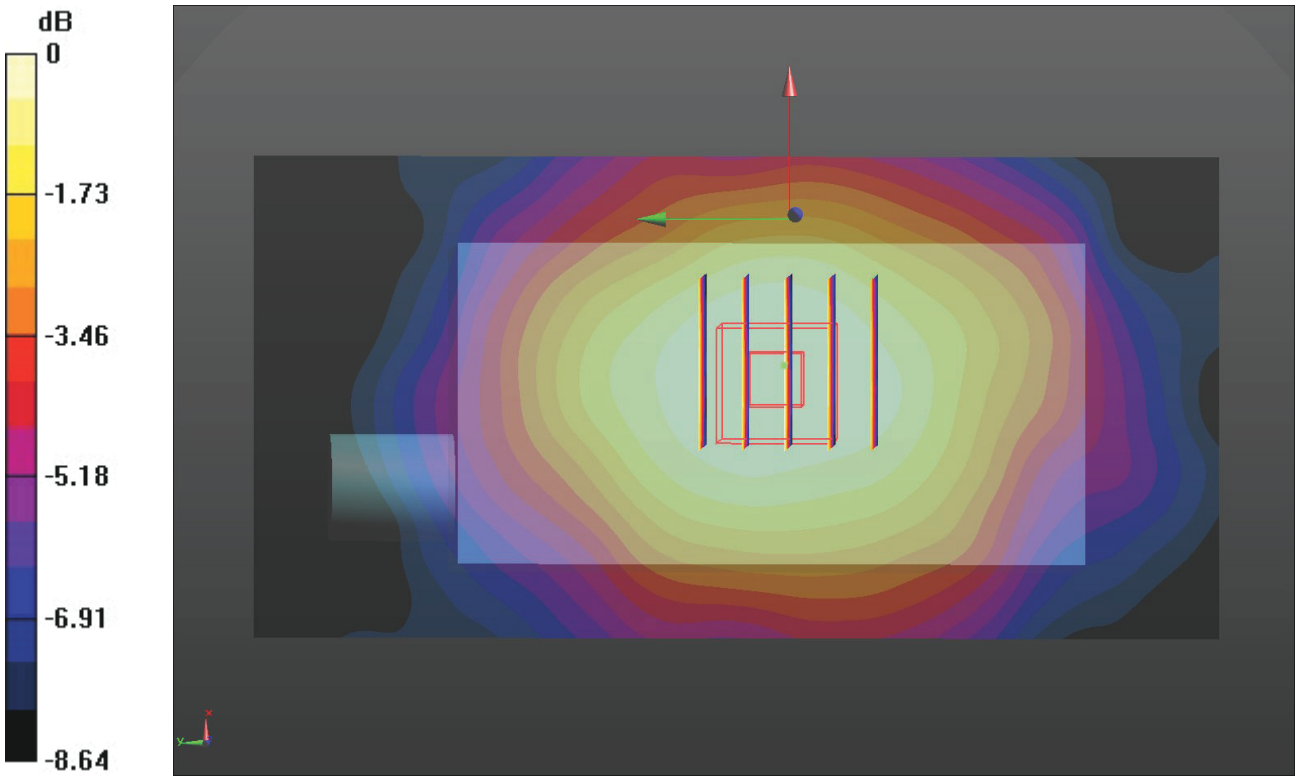

0 dB = 0.0169 W/kg = -17.72 dBW/kg

Test Laboratory: Huatongwei International Inspection Co., Ltd.,SAR Lab Date: 1/4/2020

WIFI 2.4G Front-of-face

Communication System: UID 0, Generic WIFI (0); Frequency: 2462 MHz;Duty Cycle: 1:1
Medium parameters used (interpolated): f = 2462 MHz; σ = 1.839 S/m; ε_r = 40.201; ρ = 1000 kg/m^3
Phantom section: Flat Section
Ambient Temperature:22.5°C;Liquid Temperature:22.3°C;

DASY Configuration:

- Probe: EX3DV4 - SN7494; ConvF(7.9, 7.9, 7.9) @ 2462 MHz; Calibrated: 3/25/2019
- Sensor-Surface: 1.4mm (Mechanical Surface Detection)
- Electronics: DAE4 Sn1549; Calibrated: 3/19/2019
- Phantom: Twin-SAM V8.0 ; Type: QD 000 P41 AA; Serial: 1974
- DASY52 52.10.2(1495); SEMCAD X 14.6.12(7450)

Front/CH 11/Area Scan (81x151x1): Interpolated grid: dx=1.200 mm, dy=1.200 mm
Maximum value of SAR (interpolated) = 0.0226 W/kg

Front/CH 11/Zoom Scan (7x7x7)/Cube 0: Measurement grid: dx=5mm, dy=5mm, dz=5mm
Reference Value = 1.381 V/m; Power Drift = 0.13 dB
Peak SAR (extrapolated) = 0.0250 W/kg
SAR(1 g) = 0.015 W/kg; SAR(10 g) = 0.00907 W/kg
Maximum value of SAR (measured) = 0.0215 W/kg

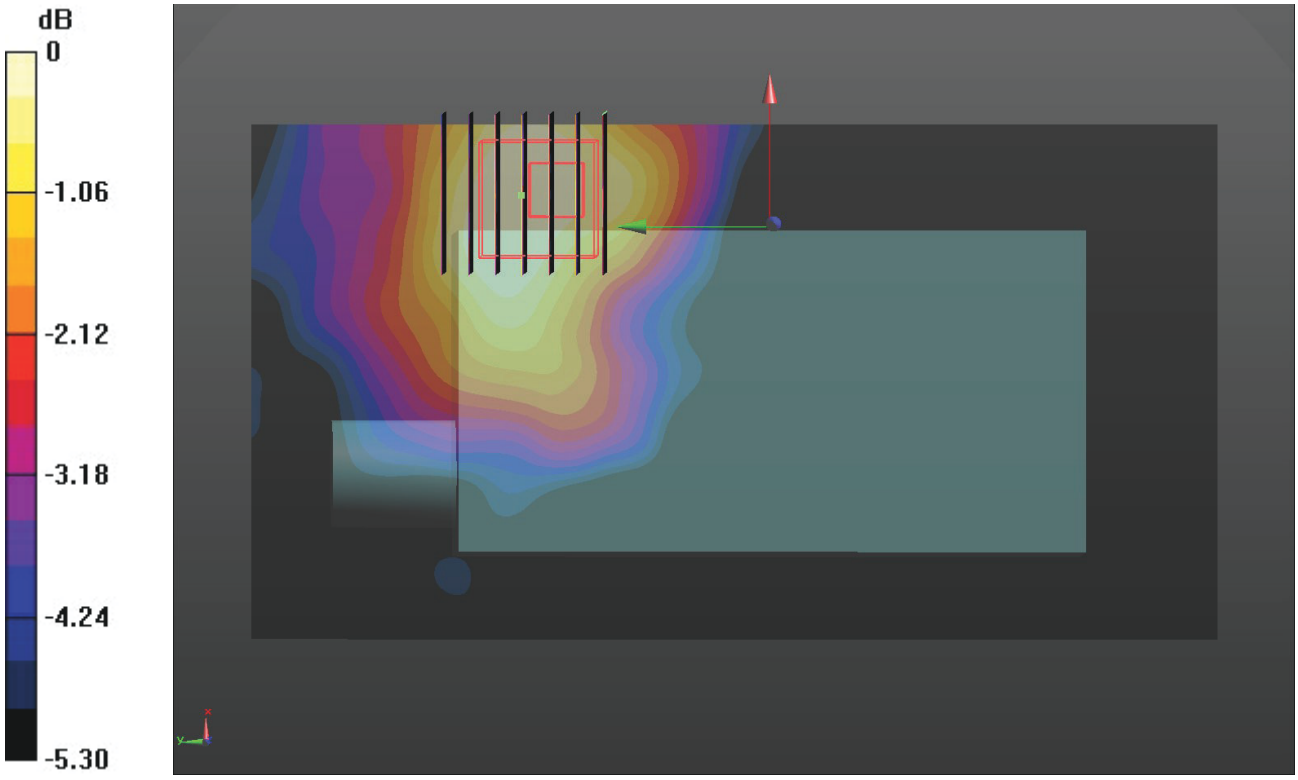

0 dB = 0.0215 W/kg = -16.68 dBW/kg

Test Laboratory: Huatongwei International Inspection Co., Ltd.,SAR Lab Date: 1/3/2020

WIFI 5G U-NII-1 Front-of-face

Communication System: UID 0, Generic WIFI (0); Frequency: 5190 MHz;Duty Cycle: 1:1
Medium parameters used: f = 5190 MHz; σ = 4.475 S/m; ε_r = 35.619; ρ = 1000 kg/m^3
Phantom section: Flat Section
Ambient Temperature:22.7°C;Liquid Temperature:22.5°C;

DASY Configuration:

- Probe: EX3DV4 - SN7494; ConvF(5.56, 5.56, 5.56) @ 5190 MHz; Calibrated: 3/25/2019
- Sensor-Surface: 1.4mm (Mechanical Surface Detection)
- Electronics: DAE4 Sn1549; Calibrated: 3/19/2019
- Phantom: Twin-SAM V8.0 ; Type: QD 000 P41 AA; Serial: 1974
- DASY52 52.10.2(1495); SEMCAD X 14.6.12(7450)

Front/CH 38/Area Scan (91x161x1): Interpolated grid: dx=1.000 mm, dy=1.000 mm
Maximum value of SAR (interpolated) = 0.0252 W/kg

FrontCH 38/Zoom Scan (8x8x7)/Cube 0: Measurement grid: dx=4mm, dy=4mm, dz=1.4mm
Reference Value = 1.519 V/m; Power Drift = -0.01 dB
Peak SAR (extrapolated) = 0.0420 W/kg
SAR(1 g) = 0.011 W/kg; SAR(10 g) = 0.00753 W/kg
Maximum value of SAR (measured) = 0.0233 W/kg

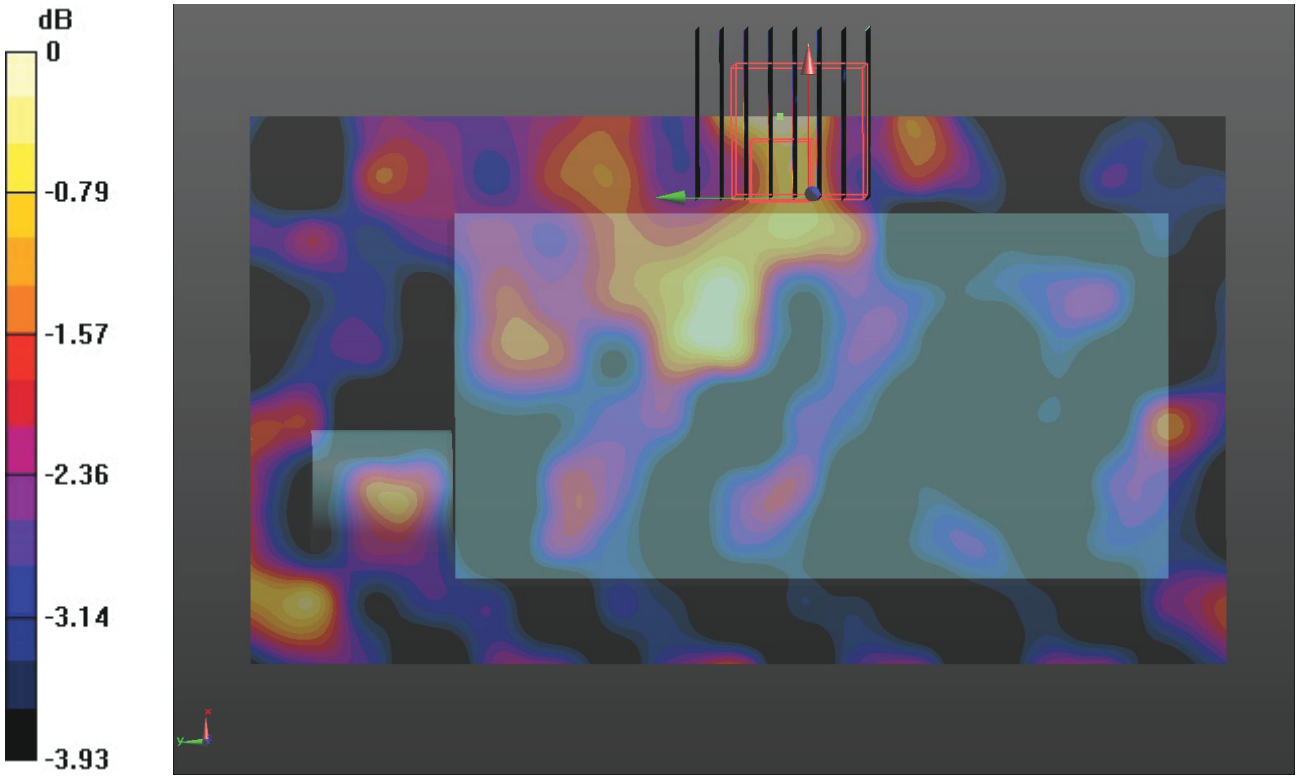

0 dB = 0.0233 W/kg = -16.33 dBW/kg

Test Laboratory: Huatongwei International Inspection Co., Ltd.,SAR Lab Date: 1/3/2020

WIFI 5G U-NII-2A Front-of-face

Communication System: UID 0, Generic WIFI (0); Frequency: 5270 MHz;Duty Cycle: 1:1
Medium parameters used: f = 5270 MHz; σ = 4.565 S/m; ε_r = 35.502; ρ = 1000 kg/m^3
Phantom section: Flat Section
Ambient Temperature:22.6°C;Liquid Temperature:22.4°C;

DASY Configuration:

- Probe: EX3DV4 - SN7494; ConvF(5.37, 5.37, 5.37) @ 5270 MHz; Calibrated: 3/25/2019
- Sensor-Surface: 1.4mm (Mechanical Surface Detection)
- Electronics: DAE4 Sn1549; Calibrated: 3/19/2019
- Phantom: Twin-SAM V8.0 ; Type: QD 000 P41 AA; Serial: 1974
- DASY52 52.10.2(1495); SEMCAD X 14.6.12(7450)

Front/CH 54/Area Scan (91x161x1): Interpolated grid: dx=1.000 mm, dy=1.000 mm
Maximum value of SAR (interpolated) = 0.0249 W/kg

Front/CH 54/Zoom Scan (8x8x7)/Cube 0: Measurement grid: dx=4mm, dy=4mm, dz=1.4mm
Reference Value = 1.477 V/m; Power Drift = -0.18 dB
Peak SAR (extrapolated) = 0.0320 W/kg
SAR(1 g) = 0.007 W/kg; SAR(10 g) = 0.005 W/kg
Maximum value of SAR (measured) = 0.0163 W/kg

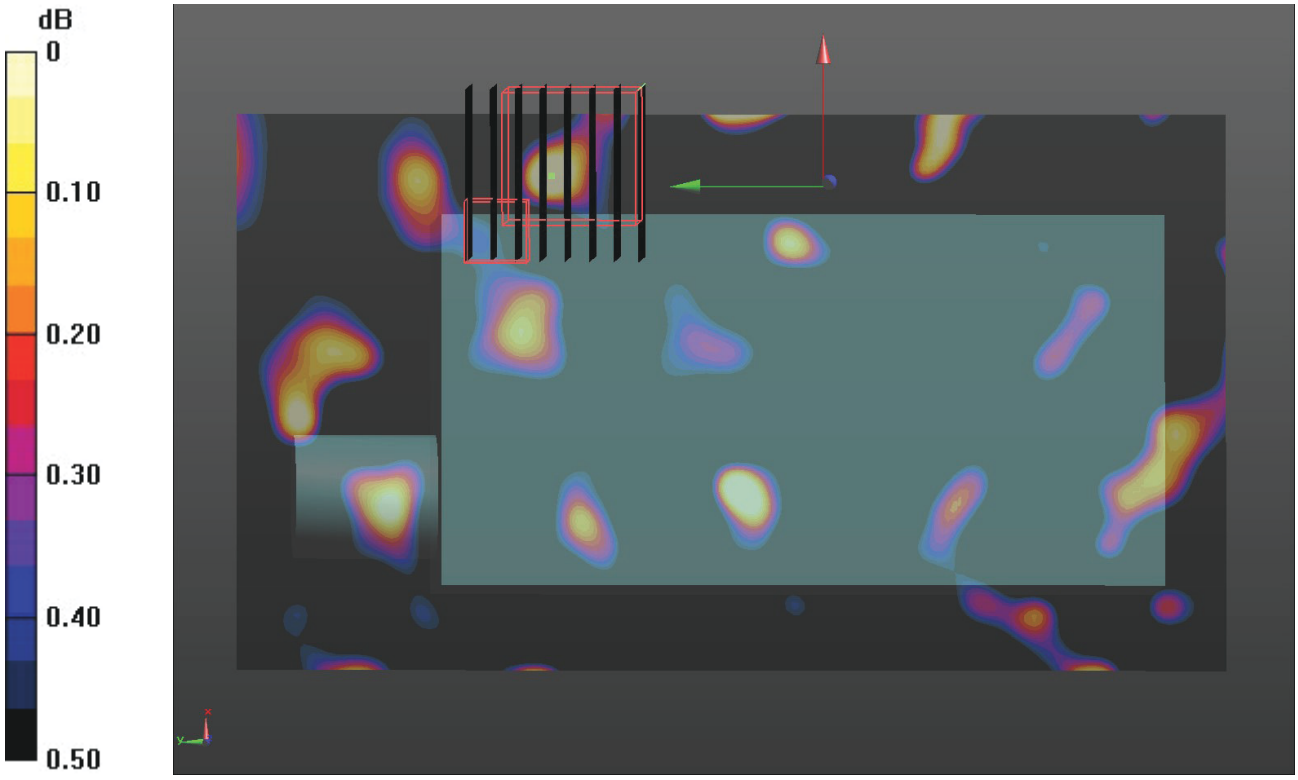

0 dB = 0.0163 W/kg = -17.88 dBW/kg

Test Laboratory: Huatongwei International Inspection Co., Ltd.,SAR Lab Date: 1/4/2020

WIFI 5G U-NII-2C Front-of-face

Communication System: UID 0, Generic WIFI (0); Frequency: 5670 MHz;Duty Cycle: 1:1
Medium parameters used: f = 5670 MHz; σ = 5.008 S/m; ε_r = 34.79; ρ = 1000 kg/m^3
Phantom section: Flat Section
Ambient Temperature:22.4°C;Liquid Temperature:22.2°C;

DASY Configuration:

- Probe: EX3DV4 - SN7494; ConvF(4.89, 4.89, 4.89) @ 5670 MHz; Calibrated: 3/25/2019
- Sensor-Surface: 1.4mm (Mechanical Surface Detection)
- Electronics: DAE4 Sn1549; Calibrated: 3/19/2019
- Phantom: Twin-SAM V8.0 ; Type: QD 000 P41 AA; Serial: 1974
- DASY52 52.10.2(1495); SEMCAD X 14.6.12(7450)

Front/CH 134/Area Scan (91x161x1): Interpolated grid: dx=1.000 mm, dy=1.000 mm
Maximum value of SAR (interpolated) = 0.0304 W/kg

Front/CH 134/Zoom Scan (8x8x7)/Cube 0: Measurement grid: dx=4mm, dy=4mm, dz=1.4mm
Reference Value = 1.627 V/m; Power Drift = -0.19 dB
Peak SAR (extrapolated) = 0.0300 W/kg
SAR(1 g) = 0.009 W/kg; SAR(10 g) = 0.007 W/kg
Maximum value of SAR (measured) = 0.0192 W/kg



0 dB = 0.0192 W/kg = -17.17 dBW/kg

Test Laboratory: Huatongwei International Inspection Co., Ltd.,SAR Lab Date: 12/24/2019

GSM850 Body-worn

Communication System: UID 0, Generic GPRS(TDMA, GMSK, TN 0-1-2-3) (0); Frequency: 836.6 MHz;Duty Cycle: 1:2.00447
Medium parameters used (interpolated): f = 836.6 MHz; σ = 0.935 S/m; ε_r = 42.973; ρ = 1000 kg/m^3
Phantom section: Flat Section
Ambient Temperature:22.8℃;Liquid Temperature:22.6℃;

DASY Configuration:

- Probe: EX3DV4 - SN7494; ConvF(10.41, 10.41, 10.41) @ 836.6 MHz; Calibrated: 3/25/2019
- Sensor-Surface: 1.4mm (Mechanical Surface Detection)
- Electronics: DAE4 Sn1549; Calibrated: 3/19/2019
- Phantom: Twin-SAM V8.0 ; Type: QD 000 P41 AA; Serial: 1974
- DASY52 52.10.2(1495); SEMCAD X 14.6.12(7450)

Front/CH 190/Area Scan (61x121x1): Interpolated grid: dx=1.500 mm, dy=1.500 mm
Maximum value of SAR (interpolated) = 0.996 W/kg

Front/CH 190/Zoom Scan (5x5x7)/Cube 0: Measurement grid: dx=8mm, dy=8mm, dz=5mm
Reference Value = 35.68 V/m; Power Drift = -0.18 dB
Peak SAR (extrapolated) = 1.06 W/kg
SAR(1 g) = 0.729 W/kg; SAR(10 g) = 0.520 W/kg
Maximum value of SAR (measured) = 0.934 W/kg

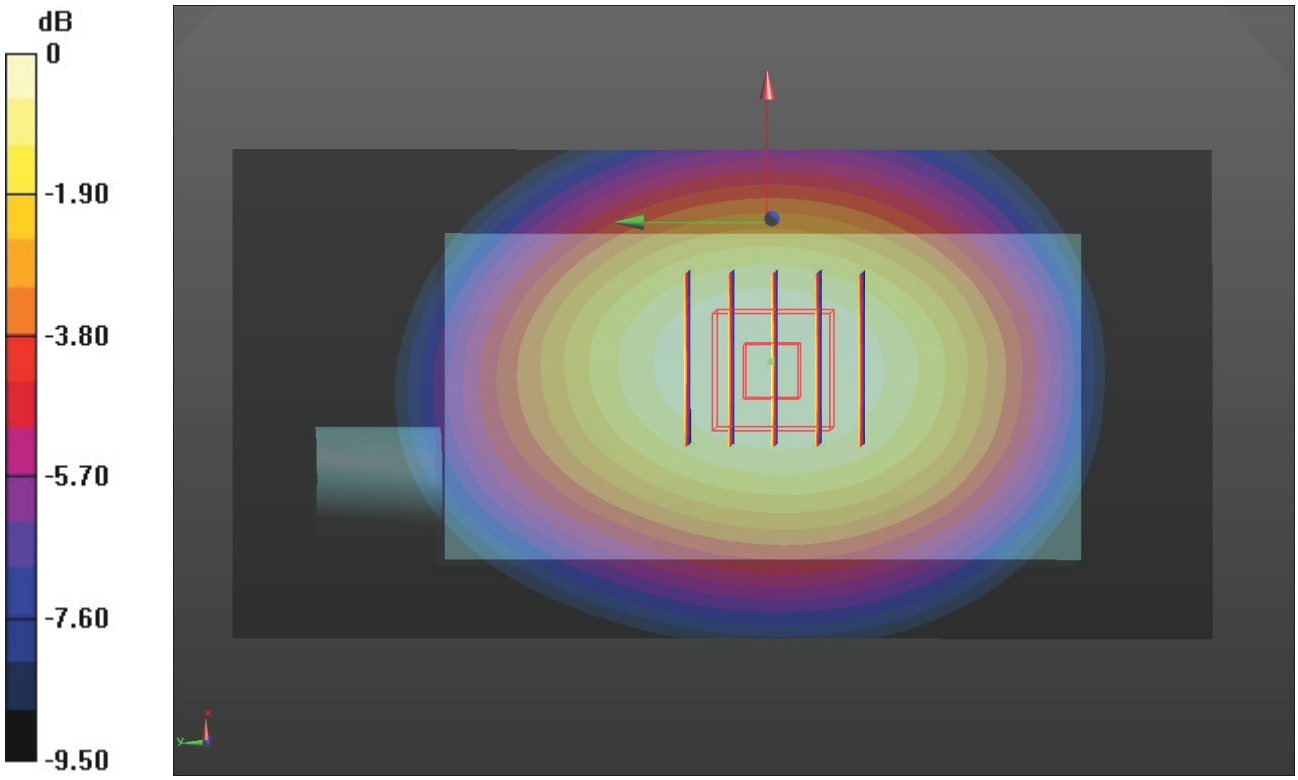

0 dB = 0.934 W/kg = -0.30 dBW/kg

Test Laboratory: Huatongwei International Inspection Co., Ltd.,SAR Lab Date: 12/26/2019

GSM1900 Body-worn

Communication System: UID 0, Generic GPRS(TDMA, GMSK, TN 0-1-2-3) (0); Frequency: 1850.2 MHz;Duty Cycle: 1:2.00447
Medium parameters used (interpolated): f = 1850.2 MHz; σ = 1.422 S/m; ε_r = 41.03; ρ = 1000 kg/m^3
Phantom section: Flat Section
Ambient Temperature:22.5℃;Liquid Temperature:22.3℃;

DASY Configuration:

- Probe: EX3DV4 - SN7494; ConvF(8.57, 8.57, 8.57) @ 1850.2 MHz; Calibrated: 3/25/2019
- Sensor-Surface: 1.4mm (Mechanical Surface Detection)
- Electronics: DAE4 Sn1549; Calibrated: 3/19/2019
- Phantom: Twin-SAM V8.0 ; Type: QD 000 P41 AA; Serial: 1974
- DASY52 52.10.2(1495); SEMCAD X 14.6.12(7450)

Front/CH 512/Area Scan (61x121x1): Interpolated grid: dx=1.500 mm, dy=1.500 mm
Maximum value of SAR (interpolated) = 0.915 W/kg

Front/CH 512/Zoom Scan (5x5x7)/Cube 0: Measurement grid: dx=8mm, dy=8mm, dz=5mm
Reference Value = 16.43 V/m; Power Drift = -0.12 dB
Peak SAR (extrapolated) = 1.06 W/kg
SAR(1 g) = 0.631 W/kg; SAR(10 g) = 0.378 W/kg
Maximum value of SAR (measured) = 0.900 W/kg

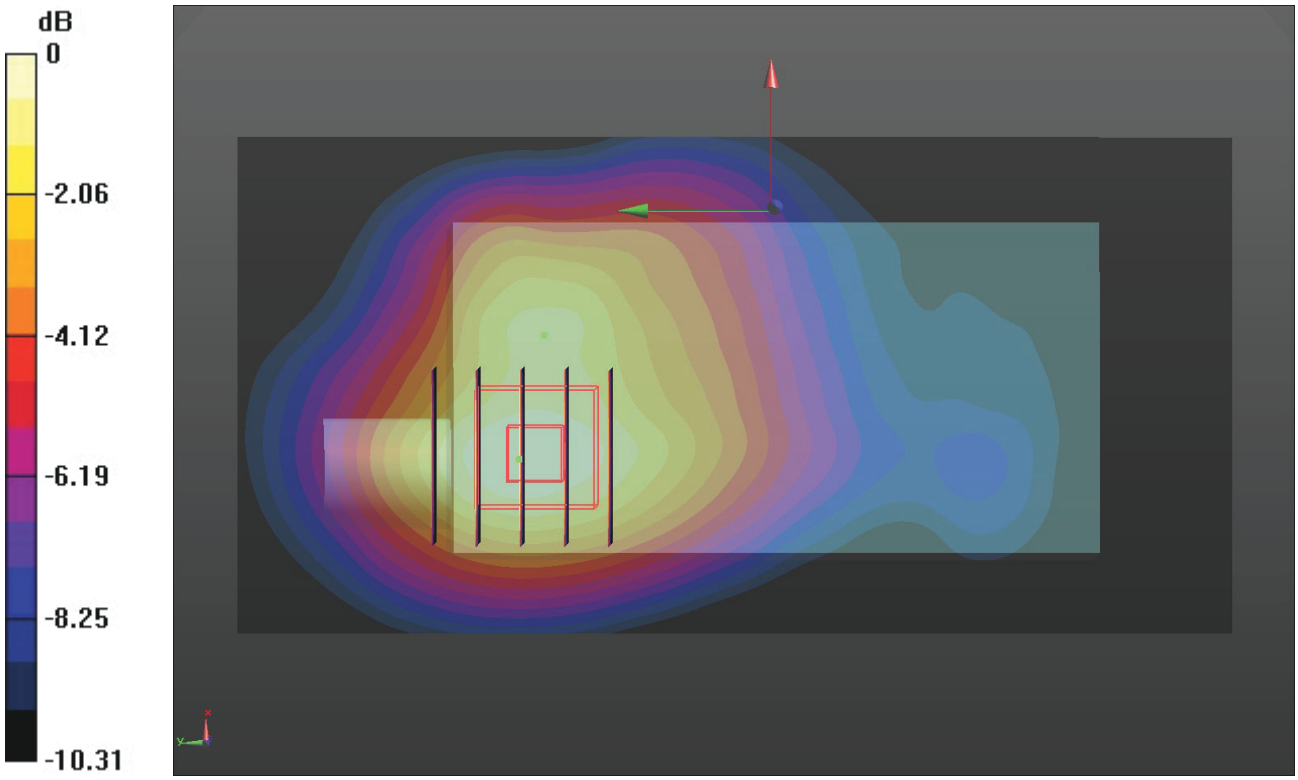

0 dB = 0.900 W/kg = -0.46 dBW/kg

Test Laboratory: Huatongwei International Inspection Co., Ltd.,SAR Lab Date: 12/26/2019

WCDMA Band II Body-worn

Communication System: UID 0, Generic UMTS (0); Frequency: 1880 MHz;Duty Cycle: 1:1
Medium parameters used: f = 1880 MHz; σ = 1.44 S/m; ε_r = 40.983; ρ = 1000 kg/m^3
Phantom section: Flat Section
Ambient Temperature:22.3°C;Liquid Temperature:22.1°C;

DASY Configuration:

- Probe: EX3DV4 - SN7494; ConvF(8.57, 8.57, 8.57) @ 1880 MHz; Calibrated: 3/25/2019
- Sensor-Surface: 1.4mm (Mechanical Surface Detection)
- Electronics: DAE4 Sn1549; Calibrated: 3/19/2019
- Phantom: Twin-SAM V8.0 ; Type: QD 000 P41 AA; Serial: 1974
- DASY52 52.10.2(1495); SEMCAD X 14.6.12(7450)

Front/CH 9400/Area Scan (61x121x1): Interpolated grid: dx=1.500 mm, dy=1.500 mm
Maximum value of SAR (interpolated) = 0.786 W/kg

Front/CH 9400/Zoom Scan (5x5x7)/Cube 0: Measurement grid: dx=8mm, dy=8mm, dz=5mm
Reference Value = 10.85 V/m; Power Drift = -0.06 dB
Peak SAR (extrapolated) = 0.931 W/kg
SAR(1 g) = 0.554 W/kg; SAR(10 g) = 0.333 W/kg
Maximum value of SAR (measured) = 0.786 W/kg

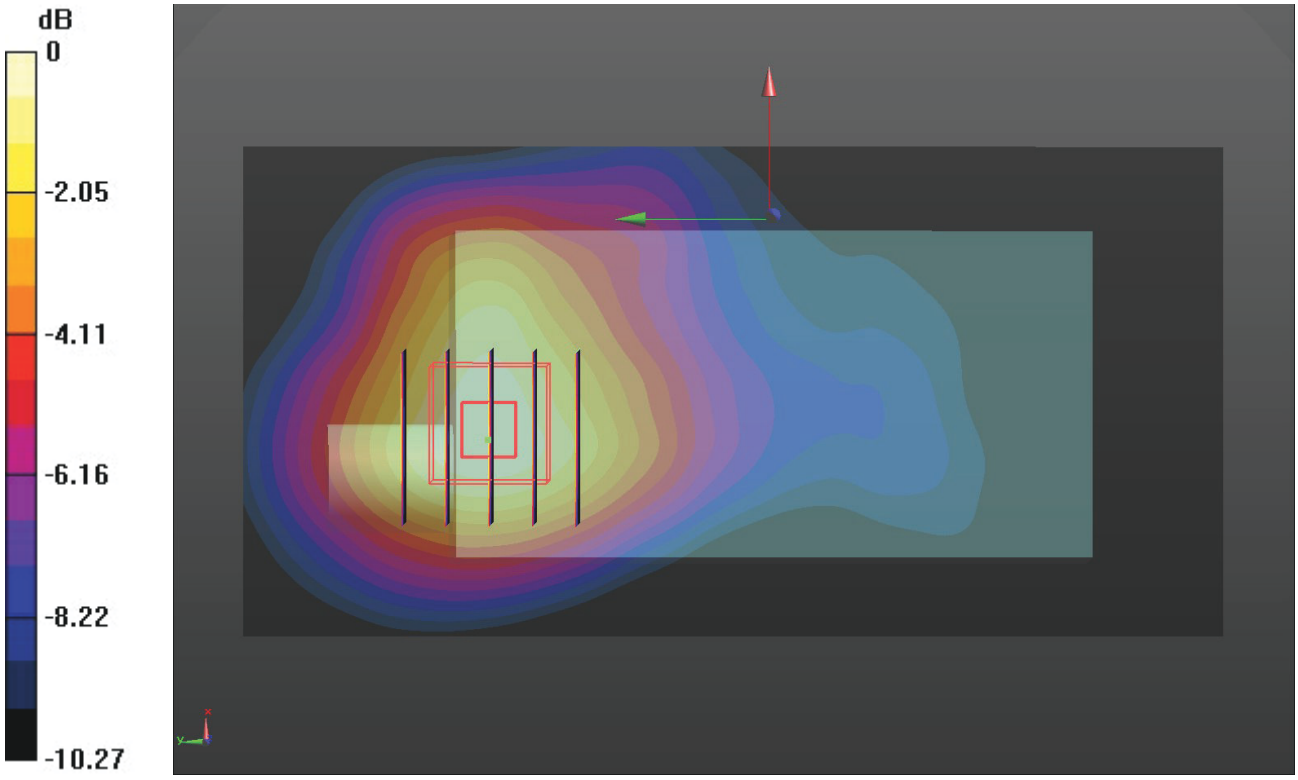

0 dB = 0.786 W/kg = -1.05 dBW/kg

Test Laboratory: Huatongwei International Inspection Co., Ltd.,SAR Lab Date: 12/25/2019

WCDMA Band IV Body-worn

Communication System: UID 0, Generic UMTS (0); Frequency: 1752.6 MHz;Duty Cycle: 1:1
Medium parameters used (interpolated): f = 1752.6 MHz; σ = 1.365 S/m; ε_r = 41.181; ρ = 1000 kg/m^3

Phantom section: Flat Section
Ambient Temperature:22.1°C;Liquid Temperature:21.9°C;

DASY Configuration:

- Probe: EX3DV4 - SN7494; ConvF(8.91, 8.91, 8.91) @ 1752.6 MHz; Calibrated: 3/25/2019
- Sensor-Surface: 1.4mm (Mechanical Surface Detection)
- Electronics: DAE4 Sn1549; Calibrated: 3/19/2019
- Phantom: Twin-SAM V8.0 ; Type: QD 000 P41 AA; Serial: 1974
- DASY52 52.10.2(1495); SEMCAD X 14.6.12(7450)

Front/CH 1513/Area Scan (61x121x1): Interpolated grid: dx=1.500 mm, dy=1.500 mm
Maximum value of SAR (interpolated) = 1.13 W/kg

Front/CH 1513/Zoom Scan (5x5x7)/Cube 0: Measurement grid: dx=8mm, dy=8mm, dz=5mm
Reference Value = 9.020 V/m; Power Drift = 0.04 dB
Peak SAR (extrapolated) = 1.42 W/kg
SAR(1 g) = 0.811 W/kg; SAR(10 g) = 0.464 W/kg
Maximum value of SAR (measured) = 1.20 W/kg

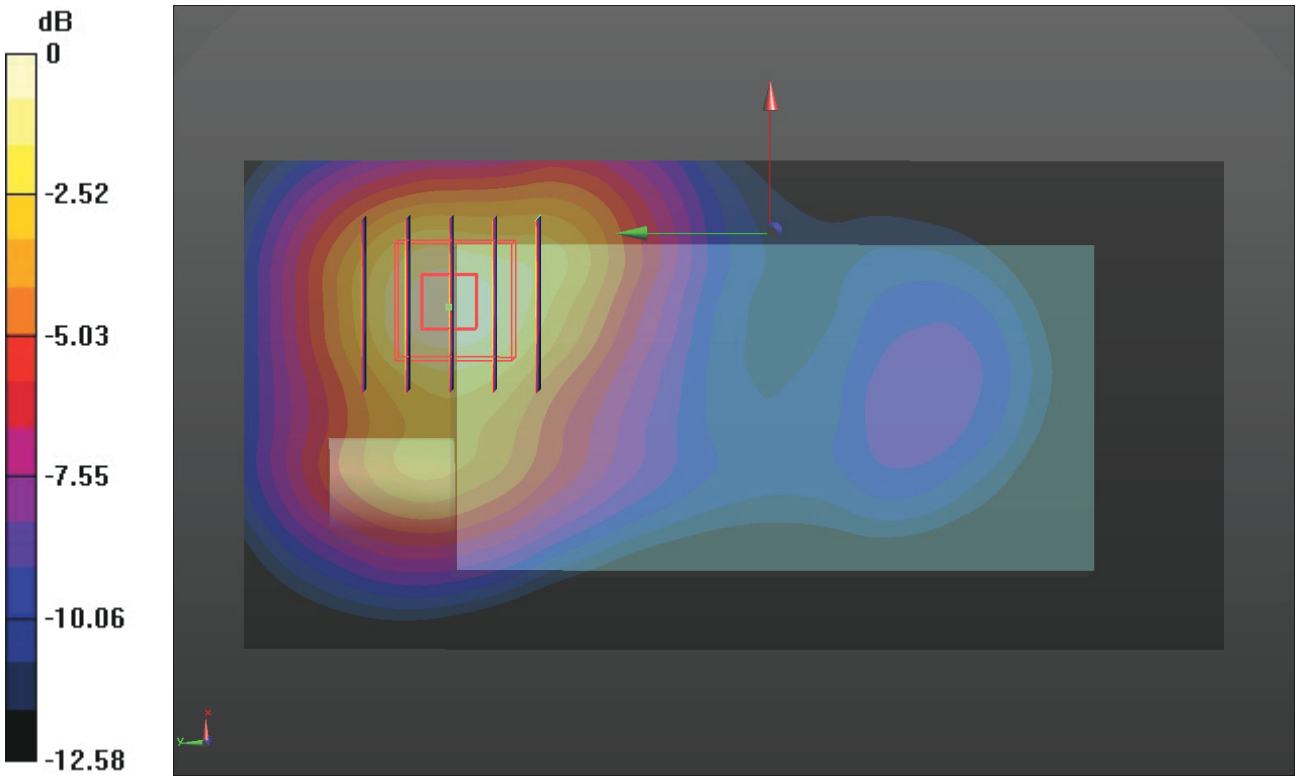

0 dB = 1.20 W/kg = 0.79 dBW/kg

Test Laboratory: Huatongwei International Inspection Co., Ltd.,SAR Lab Date: 12/24/2019

WCDMA Band V Body-worn

Communication System: UID 0, Generic UMTS (0); Frequency: 846.6 MHz;Duty Cycle: 1:1
Medium parameters used (interpolated): f = 846.6 MHz; σ = 0.939 S/m; ε_r = 42.953; ρ = 1000 kg/m^3
Phantom section: Flat Section
Ambient Temperature:22.2°C;Liquid Temperature:22.0°C;

DASY Configuration:

- Probe: EX3DV4 - SN7494; ConvF(10.41, 10.41, 10.41) @ 846.6 MHz; Calibrated: 3/25/2019
- Sensor-Surface: 1.4mm (Mechanical Surface Detection)
- Electronics: DAE4 Sn1549; Calibrated: 3/19/2019
- Phantom: Twin-SAM V8.0 ; Type: QD 000 P41 AA; Serial: 1974
- DASY52 52.10.2(1495); SEMCAD X 14.6.12(7450)

Front/CH 4233/Area Scan (61x121x1): Interpolated grid: dx=1.500 mm, dy=1.500 mm
Maximum value of SAR (interpolated) = 0.923 W/kg

Front/CH 4233/Zoom Scan (5x5x7)/Cube 0: Measurement grid: dx=8mm, dy=8mm, dz=5mm
Reference Value = 31.16 V/m; Power Drift = -0.03 dB
Peak SAR (extrapolated) = 1.04 W/kg
SAR(1 g) = 0.714 W/kg; SAR(10 g) = 0.507 W/kg
Maximum value of SAR (measured) = 0.914 W/kg

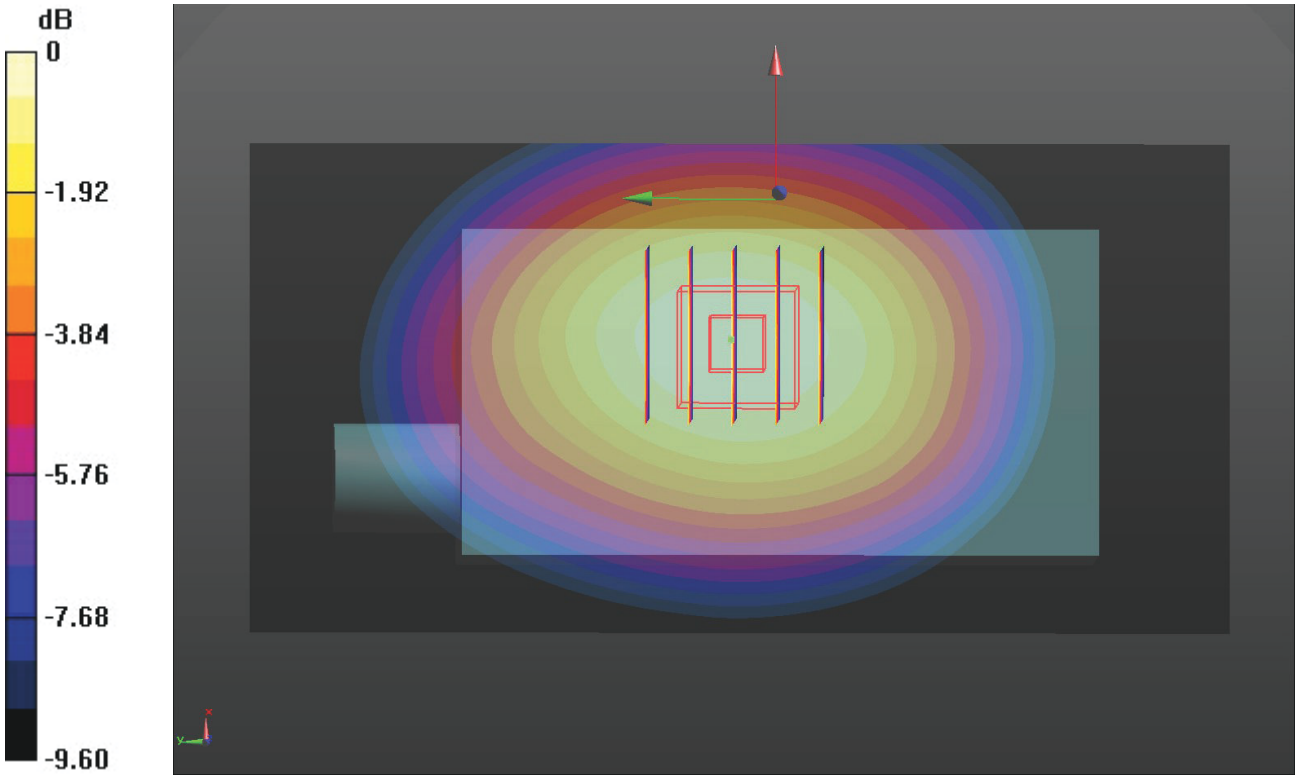

0 dB = 0.914 W/kg = -0.39 dBW/kg

Test Laboratory: Huatongwei International Inspection Co., Ltd.,SAR Lab Date: 12/26/2019

LTE Band 2 Body-worn

Communication System: UID 0, Generic LTE-FDD (0); Frequency: 1880 MHz;Duty Cycle: 1:1
Medium parameters used: f = 1880 MHz; σ = 1.44 S/m; ε_r = 40.983; ρ = 1000 kg/m^3
Phantom section: Flat Section
Ambient Temperature:22.7°C;Liquid Temperature:22.5°C;

DASY Configuration:

- Probe: EX3DV4 - SN7494; ConvF(8.57, 8.57, 8.57) @ 1880 MHz; Calibrated: 3/25/2019
- Sensor-Surface: 1.4mm (Mechanical Surface Detection)
- Electronics: DAE4 Sn1549; Calibrated: 3/19/2019
- Phantom: Twin-SAM V8.0 ; Type: QD 000 P41 AA; Serial: 1974
- DASY52 52.10.2(1495); SEMCAD X 14.6.12(7450)

Front/CH 18900/Area Scan (61x121x1): Interpolated grid: dx=1.500 mm, dy=1.500 mm
Maximum value of SAR (interpolated) = 0.763 W/kg

Front/CH 18900/Zoom Scan (5x5x7)/Cube 0: Measurement grid: dx=8mm, dy=8mm, dz=5mm
Reference Value = 11.15 V/m; Power Drift = -0.08 dB
Peak SAR (extrapolated) = 0.870 W/kg
SAR(1 g) = 0.516 W/kg; SAR(10 g) = 0.315 W/kg
Maximum value of SAR (measured) = 0.734 W/kg

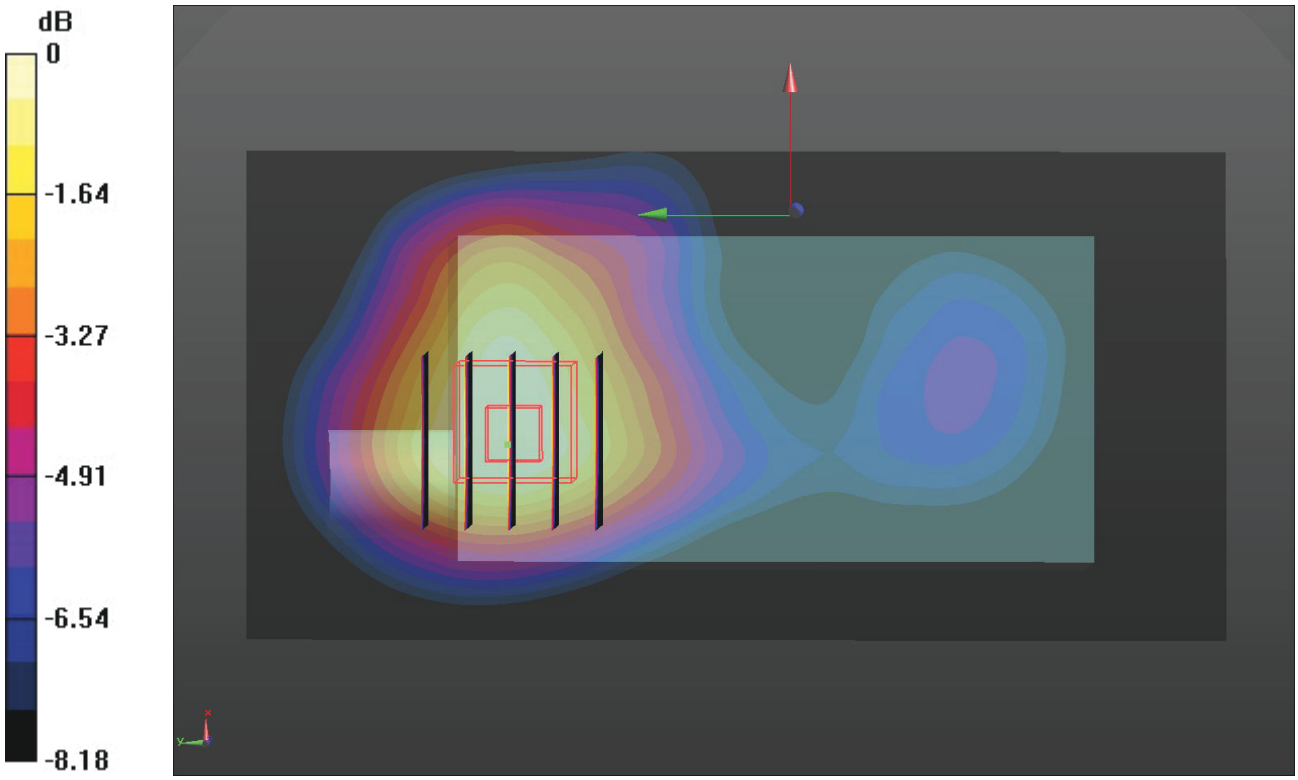

0 dB = 0.734 W/kg = -1.34 dBW/kg

Test Laboratory: Huatongwei International Inspection Co., Ltd.,SAR Lab Date: 12/25/2019

LTE Band 4 Body-worn

Communication System: UID 0, Generic LTE-FDD (0); Frequency: 1745 MHz;Duty Cycle: 1:1
Medium parameters used (interpolated): f = 1745 MHz; σ = 1.361 S/m; ε_r = 41.195; ρ = 1000 kg/m^3
Phantom section: Flat Section
Ambient Temperature:22.5℃;Liquid Temperature:22.3℃;

DASY Configuration:

- Probe: EX3DV4 - SN7494; ConvF(8.91, 8.91, 8.91) @ 1745 MHz; Calibrated: 3/25/2019
- Sensor-Surface: 1.4mm (Mechanical Surface Detection)
- Electronics: DAE4 Sn1549; Calibrated: 3/19/2019
- Phantom: Twin-SAM V8.0 ; Type: QD 000 P41 AA; Serial: 1974
- DASY52 52.10.2(1495); SEMCAD X 14.6.12(7450)

Front/CH 20300/Area Scan (61x121x1): Interpolated grid: dx=1.500 mm, dy=1.500 mm
Maximum value of SAR (interpolated) = 0.982 W/kg

Front/CH 20300/Zoom Scan (5x5x7)/Cube 0: Measurement grid: dx=8mm, dy=8mm, dz=5mm
Reference Value = 9.130 V/m; Power Drift = 0.10 dB
Peak SAR (extrapolated) = 1.18 W/kg
SAR(1 g) = 0.694 W/kg; SAR(10 g) = 0.399 W/kg
Maximum value of SAR (measured) = 1.00 W/kg

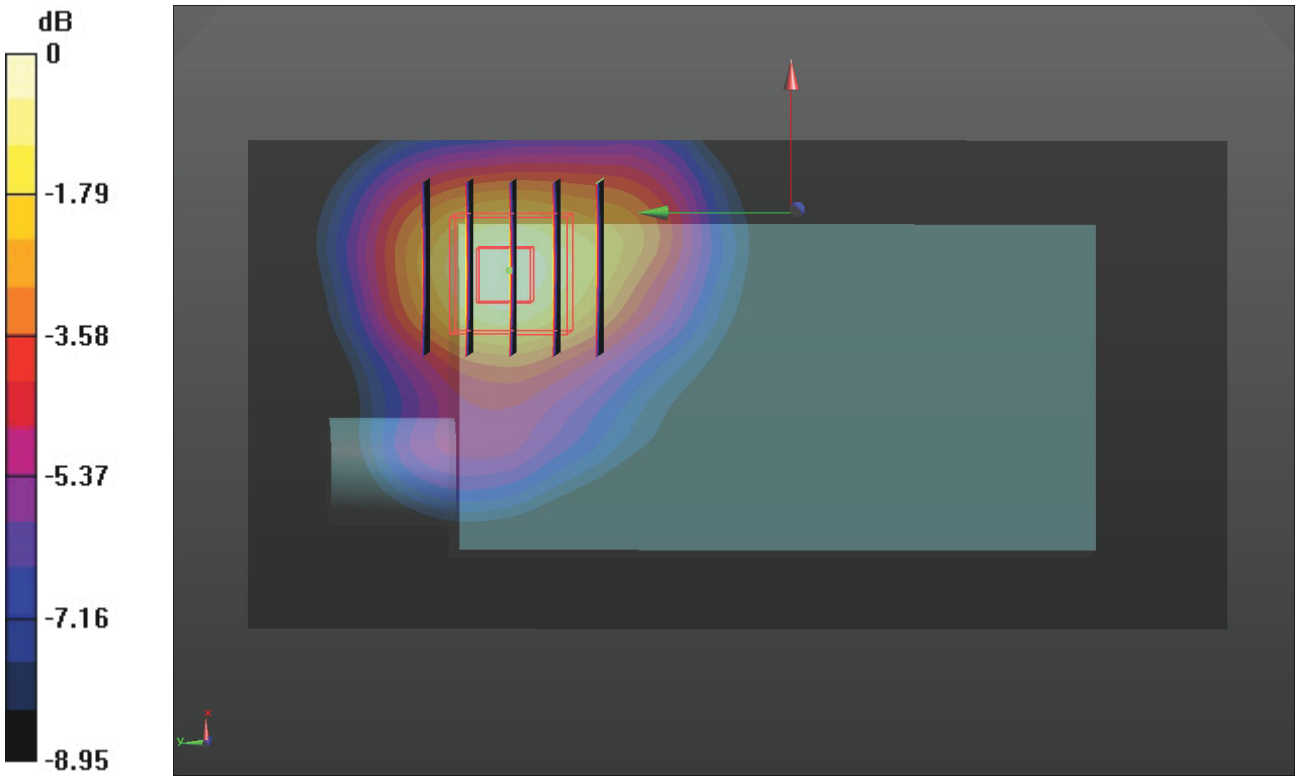

0 dB = 1.00 W/kg = 0.00 dBW/kg