Test Laboratory: Huatongwei International Inspection Co., Ltd.,SAR Lab Date: 7/7/2020

Digital 12.5kHz Front-of-face

Communication System: UID 0, Digital (0); Frequency: 452.5 MHz;Duty Cycle: 1:2.1341
Medium parameters used (interpolated): f = 452.5 MHz; σ = 0.906 S/m; ε_r = 45.277; ρ = 1000 kg/m^3
Phantom section: Flat Section
Ambient Temperature:22.2°C;Liquid Temperature:22.0°C;

DASY Configuration:

- Probe: EX3DV4 - SN3842; ConvF(9.96, 9.96, 9.96) @ 452.5 MHz; Calibrated: 1/30/2020
- Sensor-Surface: 1.4mm (Mechanical Surface Detection)
- Electronics: DAE4 Sn1549; Calibrated: 4/4/2020
- Phantom: ELI V8.0 ; Type: QD OVA 004 AA ; Serial: 2078
- DASY52 52.10.2(1495); SEMCAD X 14.6.12(7450)

Front/CH 4/Area Scan (61x141x1): Interpolated grid: dx=1.500 mm, dy=1.500 mm
Maximum value of SAR (interpolated) = 1.82 W/kg

Front/CH 4/Zoom Scan (5x5x7)/Cube 0: Measurement grid: dx=8mm, dy=8mm, dz=5mm
Reference Value = 42.90 V/m; Power Drift = 0.15 dB
Peak SAR (extrapolated) = 2.18 W/kg
SAR(1 g) = 1.37 W/kg; SAR(10 g) = 0.990 W/kg
Maximum value of SAR (measured) = 1.83 W/kg

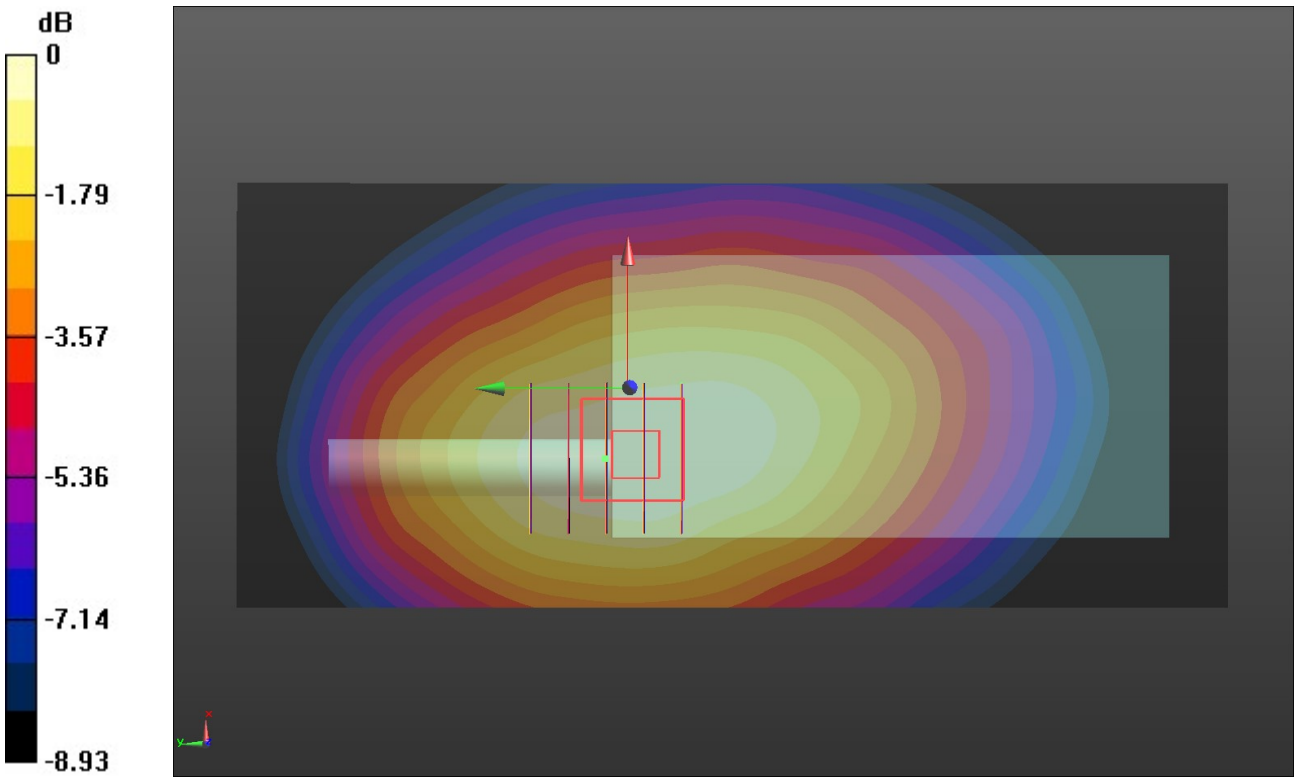

0 dB = 1.83 W/kg = 2.62 dBW/kg

Test Laboratory: Huatongwei International Inspection Co., Ltd.,SAR Lab Date: 7/7/2020

Digital 12.5kHz Body-worn

Communication System: UID 0, Digital (0); Frequency: 452.5 MHz;Duty Cycle: 1:2.1341
Medium parameters used (interpolated): f = 452.5 MHz; σ = 0.906 S/m; ε_r = 45.277; ρ = 1000 kg/m^3
Phantom section: Flat Section
Ambient Temperature:22.3°C;Liquid Temperature:22.1°C;

DASY Configuration:

- Probe: EX3DV4 - SN3842; ConvF(9.96, 9.96, 9.96) @ 452.5 MHz; Calibrated: 1/30/2020
- Sensor-Surface: 1.4mm (Mechanical Surface Detection)
- Electronics: DAE4 Sn1549; Calibrated: 4/4/2020
- Phantom: ELI V8.0 ; Type: QD OVA 004 AA ; Serial: 2078
- DASY52 52.10.2(1495); SEMCAD X 14.6.12(7450)

Front/CH 4/Area Scan (61x141x1): Interpolated grid: dx=1.500 mm, dy=1.500 mm
Maximum value of SAR (interpolated) = 2.96 W/kg

Front/CH 4/Zoom Scan (5x5x7)/Cube 0: Measurement grid: dx=8mm, dy=8mm, dz=5mm
Reference Value = 55.20 V/m; Power Drift = -0.13 dB
Peak SAR (extrapolated) = 3.23 W/kg
SAR(1 g) = 2.04 W/kg; SAR(10 g) = 1.43 W/kg
Maximum value of SAR (measured) = 2.73 W/kg

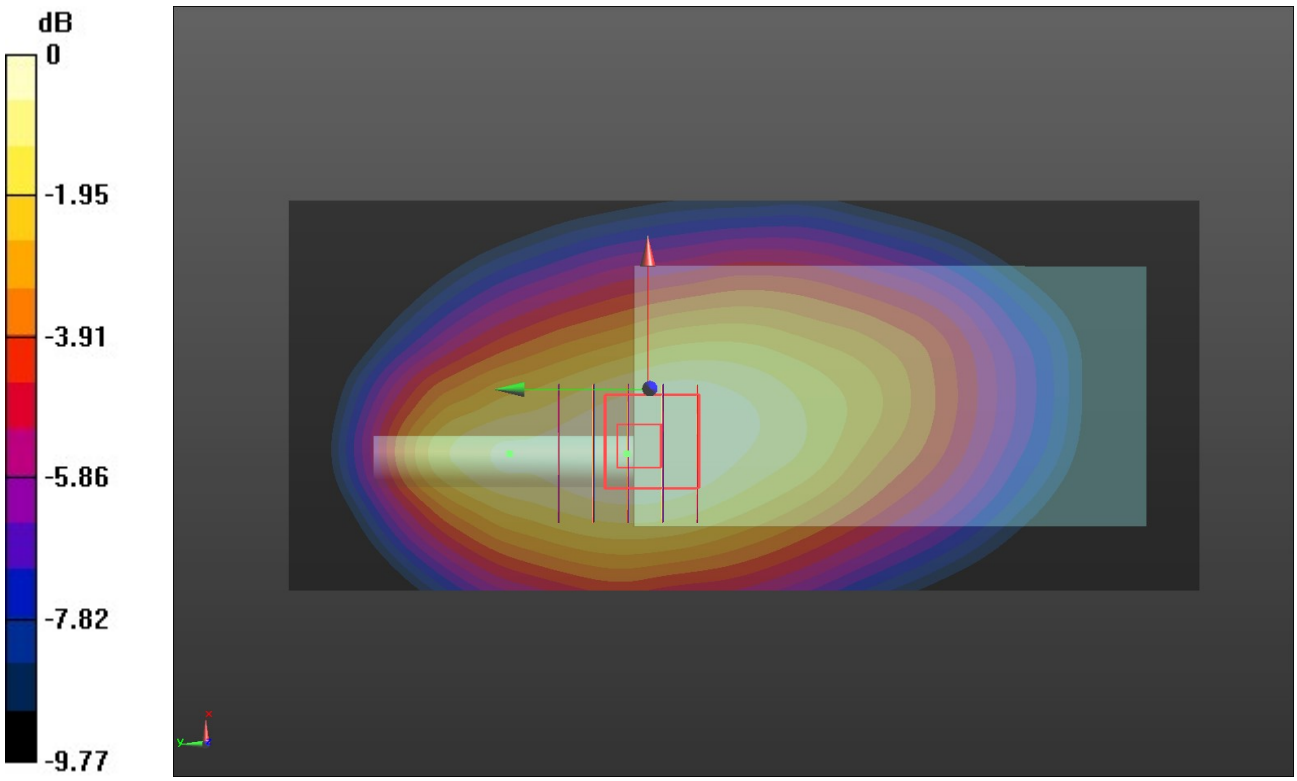

0 dB = 2.73 W/kg = 4.36 dBW/kg

Test Laboratory: Huatongwei International Inspection Co., Ltd.,SAR Lab Date: 7/1/2020

GSM850 Head

Communication System: UID 0, Generic GPRS(TDMA, GMSK, TN 0-1-2) (0); Frequency: 824.2 MHz;Duty Cycle: 1:2.66993
Medium parameters used: f = 825 MHz; σ = 0.942 S/m; ε_r = 42.724; ρ = 1000 kg/m^3
Phantom section: Left Section
Ambient Temperature:22.8°C;Liquid Temperature:22.6°C;

DASY Configuration:

- Probe: EX3DV4 - SN7494; ConvF(10.46, 10.46, 10.46) @ 824.2 MHz; Calibrated: 4/1/2020
- Sensor-Surface: 1.4mm (Mechanical Surface Detection)
- Electronics: DAE4 Sn1549; Calibrated: 4/4/2020
- Phantom: Twin-SAM V8.0 ; Type: QD 000 P41 AA; Serial: 1974
- DASY52 52.10.2(1495); SEMCAD X 14.6.12(7450)

Left Cheek Touch/CH 128/Area Scan (61x91x1): Interpolated grid: dx=1.500 mm, dy=1.500 mm
Maximum value of SAR (interpolated) = 1.28 W/kg

Left Cheek Touch/CH 128/Zoom Scan (5x5x7)/Cube 0: Measurement grid: dx=8mm, dy=8mm, dz=5mm
Reference Value = 15.10 V/m; Power Drift = 0.04 dB
Peak SAR (extrapolated) = 1.40 W/kg
SAR(1 g) = 1.05 W/kg; SAR(10 g) = 0.798 W/kg
Maximum value of SAR (measured) = 1.25 W/kg



0 dB = 1.25 W/kg = 0.97 dBW/kg

Test Laboratory: Huatongwei International Inspection Co., Ltd.,SAR Lab Date: 7/4/2020

GSM1900 Head

Communication System: UID 0, Generic GPRS(TDMA, GMSK, TN 0-1-2) (0); Frequency: 1909.8 MHz;Duty Cycle: 1:2.66993
Medium parameters used: f = 1910 MHz; σ = 1.464 S/m; ε_r = 40.463; ρ = 1000 kg/m^3
Phantom section: Right Section
Ambient Temperature:22.4℃;Liquid Temperature:22.2℃;

DASY Configuration:

- Probe: EX3DV4 - SN7494; ConvF(8.6, 8.6, 8.6) @ 1909.8 MHz; Calibrated: 4/1/2020
- Sensor-Surface: 1.4mm (Mechanical Surface Detection)
- Electronics: DAE4 Sn1549; Calibrated: 4/4/2020
- Phantom: Twin-SAM V8.0 ; Type: QD 000 P41 AA; Serial: 1974
- DASY52 52.10.2(1495); SEMCAD X 14.6.12(7450)

Right Cheek Touch/CH 810/Area Scan (61x91x1): Interpolated grid: dx=1.500 mm, dy=1.500 mm
Maximum value of SAR (interpolated) = 0.648 W/kg

Right Cheek Touch/CH 810/Zoom Scan (5x5x7)/Cube 0: Measurement grid: dx=8mm, dy=8mm, dz=5mm
Reference Value = 3.351 V/m; Power Drift = -0.17 dB
Peak SAR (extrapolated) = 0.691 W/kg
SAR(1 g) = 0.459 W/kg; SAR(10 g) = 0.285 W/kg
Maximum value of SAR (measured) = 0.600 W/kg



0 dB = 0.600 W/kg = -2.22 dBW/kg

Test Laboratory: Huatongwei International Inspection Co., Ltd.,SAR Lab Date: 7/4/2020

WCDMA Band II Head

Communication System: UID 0, Generic UMTS (0); Frequency: 1907.6 MHz;Duty Cycle: 1:1
Medium parameters used (interpolated): f = 1907.6 MHz; σ = 1.461 S/m; ε_r = 40.468; ρ = 1000 kg/m^3

Phantom section: Right Section
Ambient Temperature:22.8°C;Liquid Temperature:22.6°C;

DASY Configuration:

- Probe: EX3DV4 - SN7494; ConvF(8.6, 8.6, 8.6) @ 1907.6 MHz; Calibrated: 4/1/2020
- Sensor-Surface: 1.4mm (Mechanical Surface Detection)
- Electronics: DAE4 Sn1549; Calibrated: 4/4/2020
- Phantom: Twin-SAM V8.0 ; Type: QD 000 P41 AA; Serial: 1974
- DASY52 52.10.2(1495); SEMCAD X 14.6.12(7450)

Right Cheek Touch/CH 9538/Area Scan (61x91x1): Interpolated grid: dx=1.500 mm, dy=1.500 mm
Maximum value of SAR (interpolated) = 0.417 W/kg

Right Cheek Touch/CH 9538/Zoom Scan (5x5x7)/Cube 0: Measurement grid: dx=8mm, dy=8mm, dz=5mm
Reference Value = 2.946 V/m; Power Drift = 0.04 dB
Peak SAR (extrapolated) = 0.480 W/kg
SAR(1 g) = 0.311 W/kg; SAR(10 g) = 0.192 W/kg
Maximum value of SAR (measured) = 0.420 W/kg



0 dB = 0.420 W/kg = -3.77 dBW/kg

Test Laboratory: Huatongwei International Inspection Co., Ltd.,SAR Lab Date: 7/3/2020

WCDMA Band IV Head

Communication System: UID 0, Generic UMTS (0); Frequency: 1732.6 MHz;Duty Cycle: 1:1
Medium parameters used (interpolated): f = 1732.6 MHz; σ = 1.385 S/m; ε_r = 40.76; ρ = 1000 kg/m^3
Phantom section: Right Section
Ambient Temperature:22.3°C;Liquid Temperature:22.1°C;

DASY Configuration:

- Probe: EX3DV4 - SN7494; ConvF(8.92, 8.92, 8.92) @ 1732.6 MHz; Calibrated: 4/1/2020
- Sensor-Surface: 1.4mm (Mechanical Surface Detection)
- Electronics: DAE4 Sn1549; Calibrated: 4/4/2020
- Phantom: Twin-SAM V8.0 ; Type: QD 000 P41 AA; Serial: 1974
- DASY52 52.10.2(1495); SEMCAD X 14.6.12(7450)

Right Cheek Touch/CH 1413/Area Scan (61x91x1): Interpolated grid: dx=1.500 mm, dy=1.500 mm
Maximum value of SAR (interpolated) = 0.720 W/kg

Right Cheek Touch/CH 1413/Zoom Scan (5x5x7)/Cube 0: Measurement grid: dx=8mm, dy=8mm, dz=5mm
Reference Value = 3.003 V/m; Power Drift = -0.18 dB
Peak SAR (extrapolated) = 0.697 W/kg
SAR(1 g) = 0.490 W/kg; SAR(10 g) = 0.326 W/kg
Maximum value of SAR (measured) = 0.617 W/kg



0 dB = 0.617 W/kg = -2.10 dBW/kg

Test Laboratory: Huatongwei International Inspection Co., Ltd.,SAR Lab Date: 7/1/2020

WCDMA Band V Head

Communication System: UID 0, Generic UMTS (0); Frequency: 846.6 MHz;Duty Cycle: 1:1
Medium parameters used (interpolated): f = 846.6 MHz; σ = 0.951 S/m; ε_r = 42.673; ρ = 1000 kg/m^3
Phantom section: Left Section
Ambient Temperature:22.1°C;Liquid Temperature:21.9°C;

DASY Configuration:

- Probe: EX3DV4 - SN7494; ConvF(10.46, 10.46, 10.46) @ 846.6 MHz; Calibrated: 4/1/2020
- Sensor-Surface: 1.4mm (Mechanical Surface Detection)
- Electronics: DAE4 Sn1549; Calibrated: 4/4/2020
- Phantom: Twin-SAM V8.0 ; Type: QD 000 P41 AA; Serial: 1974
- DASY52 52.10.2(1495); SEMCAD X 14.6.12(7450)

Left Cheek Touch/CH 4233/Area Scan (61x91x1): Interpolated grid: dx=1.500 mm, dy=1.500 mm
Maximum value of SAR (interpolated) = 0.290 W/kg

Left Cheek Touch/CH 4233/Zoom Scan (5x5x7)/Cube 0: Measurement grid: dx=8mm, dy=8mm, dz=5mm
Reference Value = 7.055 V/m; Power Drift = -0.08 dB
Peak SAR (extrapolated) = 0.310 W/kg
SAR(1 g) = 0.235 W/kg; SAR(10 g) = 0.179 W/kg
Maximum value of SAR (measured) = 0.276 W/kg



0 dB = 0.276 W/kg = -5.59 dBW/kg

Test Laboratory: Huatongwei International Inspection Co., Ltd.,SAR Lab Date: 7/4/2020

LTE Band 2 Head

Communication System: UID 0, Generic LTE-FDD (0); Frequency: 1900 MHz;Duty Cycle: 1:1
Medium parameters used: f = 1900 MHz; σ = 1.458 S/m; ε_r = 40.478; ρ = 1000 kg/m^3
Phantom section: Right Section
Ambient Temperature:22.1°C;Liquid Temperature:21.9°C;

DASY Configuration:

- Probe: EX3DV4 - SN7494; ConvF(8.6, 8.6, 8.6) @ 1900 MHz; Calibrated: 4/1/2020
- Sensor-Surface: 1.4mm (Mechanical Surface Detection)
- Electronics: DAE4 Sn1549; Calibrated: 4/4/2020
- Phantom: Twin-SAM V8.0 ; Type: QD 000 P41 AA; Serial: 1974
- DASY52 52.10.2(1495); SEMCAD X 14.6.12(7450)

Right Cheek Touch/CH 19100/Area Scan (61x91x1): Interpolated grid: dx=1.500 mm, dy=1.500 mm
Maximum value of SAR (interpolated) = 0.356 W/kg

Right Cheek Touch/CH 19100/Zoom Scan (5x5x7)/Cube 0: Measurement grid: dx=8mm, dy=8mm, dz=5mm
Reference Value = 3.155 V/m; Power Drift = -0.18 dB
Peak SAR (extrapolated) = 0.373 W/kg
SAR(1 g) = 0.247 W/kg; SAR(10 g) = 0.155 W/kg
Maximum value of SAR (measured) = 0.329 W/kg



0 dB = 0.329 W/kg = -4.83 dBW/kg

Test Laboratory: Huatongwei International Inspection Co., Ltd.,SAR Lab Date: 7/3/2020

LTE Band 4 Head

Communication System: UID 0, Generic LTE-FDD (0); Frequency: 1720 MHz;Duty Cycle: 1:1
Medium parameters used: f = 1720 MHz; σ = 1.378 S/m; ε_r = 40.776; ρ = 1000 kg/m^3
Phantom section: Right Section
Ambient Temperature:22.6°C;Liquid Temperature:22.4°C;

DASY Configuration:

- Probe: EX3DV4 - SN7494; ConvF(8.92, 8.92, 8.92) @ 1720 MHz; Calibrated: 4/1/2020
- Sensor-Surface: 1.4mm (Mechanical Surface Detection)
- Electronics: DAE4 Sn1549; Calibrated: 4/4/2020
- Phantom: Twin-SAM V8.0 ; Type: QD 000 P41 AA; Serial: 1974
- DASY52 52.10.2(1495); SEMCAD X 14.6.12(7450)

Right Cheek Touch/CH 20050/Area Scan (61x91x1): Interpolated grid: dx=1.500 mm, dy=1.500 mm
Maximum value of SAR (interpolated) = 0.713 W/kg

Right Cheek Touch/CH 20050/Zoom Scan (5x5x7)/Cube 0: Measurement grid: dx=8mm, dy=8mm, dz=5mm
Reference Value = 2.953 V/m; Power Drift = -0.16 dB
Peak SAR (extrapolated) = 0.801 W/kg
SAR(1 g) = 0.550 W/kg; SAR(10 g) = 0.362 W/kg
Maximum value of SAR (measured) = 0.706 W/kg



0 dB = 0.706 W/kg = -1.51 dBW/kg

Test Laboratory: Huatongwei International Inspection Co., Ltd.,SAR Lab Date: 7/2/2020

LTE Band 5 Head

Communication System: UID 0, Generic LTE-FDD (0); Frequency: 844 MHz;Duty Cycle: 1:1
Medium parameters used (interpolated): f = 844 MHz; σ = 0.95 S/m; ε_r = 42.678; ρ = 1000 kg/m^3
Phantom section: Left Section
Ambient Temperature:22.5°C;Liquid Temperature:22.3°C;

DASY Configuration:

- Probe: EX3DV4 - SN7494; ConvF(10.46, 10.46, 10.46) @ 844 MHz; Calibrated: 4/1/2020
- Sensor-Surface: 1.4mm (Mechanical Surface Detection)
- Electronics: DAE4 Sn1549; Calibrated: 4/4/2020
- Phantom: Twin-SAM V8.0 ; Type: QD 000 P41 AA; Serial: 1974
- DASY52 52.10.2(1495); SEMCAD X 14.6.12(7450)

Left Cheek Touch/CH 20600/Area Scan (61x91x1): Interpolated grid: dx=1.500 mm, dy=1.500 mm
Maximum value of SAR (interpolated) = 0.297 W/kg

Left Cheek Touch/CH 20600/Zoom Scan (5x5x7)/Cube 0: Measurement grid: dx=8mm, dy=8mm, dz=5mm
Reference Value = 7.383 V/m; Power Drift = -0.16 dB
Peak SAR (extrapolated) = 0.312 W/kg
SAR(1 g) = 0.229 W/kg; SAR(10 g) = 0.172 W/kg
Maximum value of SAR (measured) = 0.274 W/kg

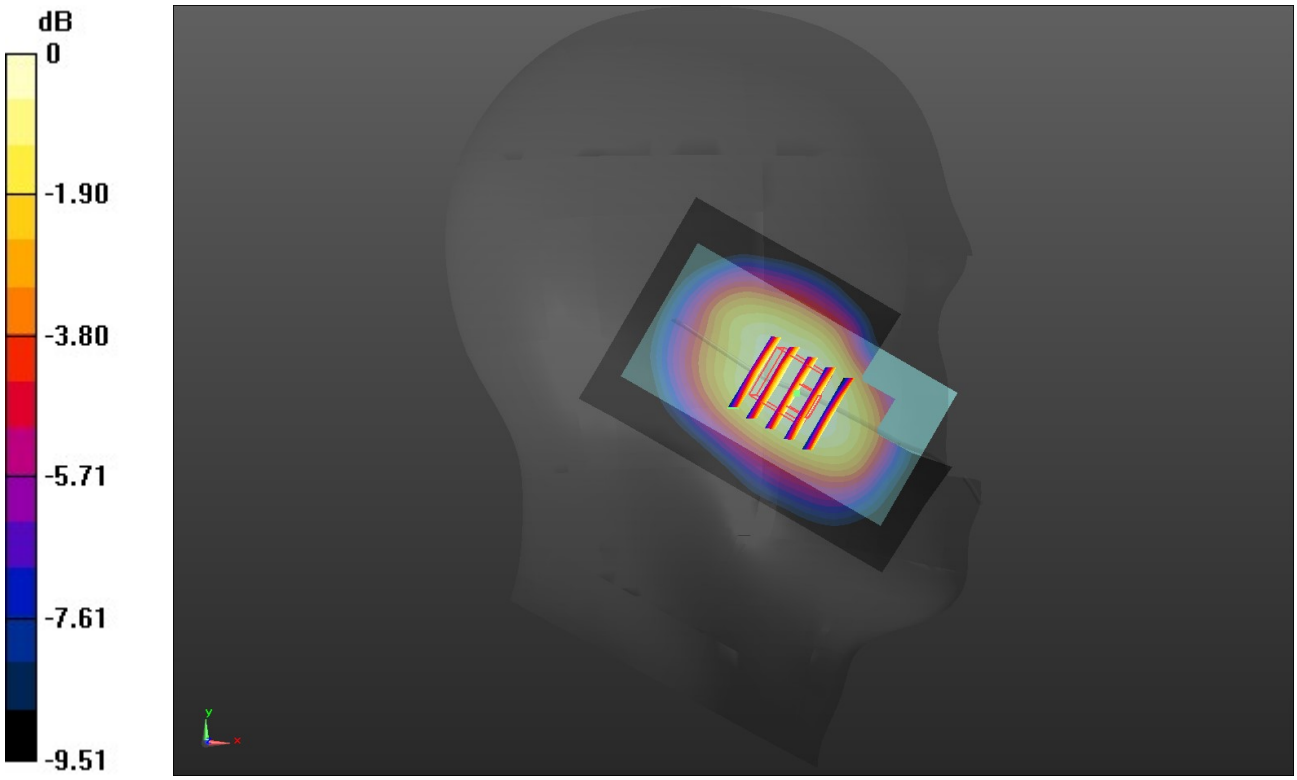

0 dB = 0.274 W/kg = -5.62 dBW/kg

Test Laboratory: Huatongwei International Inspection Co., Ltd.,SAR Lab Date: 7/5/2020

LTE Band 7 Head

Communication System: UID 0, Generic LTE-FDD (0); Frequency: 2560 MHz;Duty Cycle: 1:1
Medium parameters used: f = 2560 MHz; σ = 1.957 S/m; ε_r = 39.453; ρ = 1000 kg/m^3
Phantom section: Right Section
Ambient Temperature:22.3°C;Liquid Temperature:22.1°C;

DASY Configuration:

- Probe: EX3DV4 - SN7494; ConvF(7.72, 7.72, 7.72) @ 2560 MHz; Calibrated: 4/1/2020
- Sensor-Surface: 1.4mm (Mechanical Surface Detection)
- Electronics: DAE4 Sn1549; Calibrated: 4/4/2020
- Phantom: Twin-SAM V8.0 ; Type: QD 000 P41 AA; Serial: 1974
- DASY52 52.10.2(1495); SEMCAD X 14.6.12(7450)

Right Cheek Touch/CH 21350/Area Scan (71x111x1): Interpolated grid: dx=1.200 mm, dy=1.200 mm
Maximum value of SAR (interpolated) = 0.121 W/kg

Right Cheek Touch/CH 21350/Zoom Scan (7x7x7)/Cube 0: Measurement grid: dx=5mm, dy=5mm, dz=5mm
Reference Value = 5.315 V/m; Power Drift = -0.10 dB
Peak SAR (extrapolated) = 0.150 W/kg
SAR(1 g) = 0.080 W/kg; SAR(10 g) = 0.030 W/kg
Maximum value of SAR (measured) = 0.124 W/kg



0 dB = 0.124 W/kg = -9.07 dBW/kg

Test Laboratory: Huatongwei International Inspection Co., Ltd.,SAR Lab Date: 6/30/2020

LTE Band 12 Head

Communication System: UID 0, Generic LTE-FDD (0); Frequency: 707.5 MHz;Duty Cycle: 1:1
Medium parameters used (interpolated): f = 707.5 MHz; σ = 0.9 S/m; ε_r = 43.109; ρ = 1000 kg/m^3
Phantom section: Left Section
Ambient Temperature:22.8°C;Liquid Temperature:22.6°C;

DASY Configuration:

- Probe: EX3DV4 - SN7494; ConvF(10.76, 10.76, 10.76) @ 707.5 MHz; Calibrated: 4/1/2020
- Sensor-Surface: 1.4mm (Mechanical Surface Detection)
- Electronics: DAE4 Sn1549; Calibrated: 4/4/2020
- Phantom: Twin-SAM V8.0 ; Type: QD 000 P41 AA; Serial: 1974
- DASY52 52.10.2(1495); SEMCAD X 14.6.12(7450)

Left Cheek Touch/CH 23095/Area Scan (61x91x1): Interpolated grid: dx=1.500 mm, dy=1.500 mm
Maximum value of SAR (interpolated) = 0.267 W/kg

Left Cheek Touch/CH 23095/Zoom Scan (5x5x7)/Cube 0: Measurement grid: dx=8mm, dy=8mm, dz=5mm
Reference Value = 4.590 V/m; Power Drift = -0.10 dB
Peak SAR (extrapolated) = 0.310 W/kg
SAR(1 g) = 0.204 W/kg; SAR(10 g) = 0.140 W/kg
Maximum value of SAR (measured) = 0.263 W/kg



0 dB = 0.263 W/kg = -5.80 dBW/kg

Test Laboratory: Huatongwei International Inspection Co., Ltd.,SAR Lab Date: 6/30/2020

LTE Band 13 Head

Communication System: UID 0, Generic LTE-FDD (0); Frequency: 782 MHz;Duty Cycle: 1:1
Medium parameters used (interpolated): f = 782 MHz; σ = 0.926 S/m; ε_r = 42.865; ρ = 1000 kg/m^3
Phantom section: Left Section
Ambient Temperature:22.6°C;Liquid Temperature:22.4°C;

DASY Configuration:

- Probe: EX3DV4 - SN7494; ConvF(10.76, 10.76, 10.76) @ 782 MHz; Calibrated: 4/1/2020
- Sensor-Surface: 1.4mm (Mechanical Surface Detection)
- Electronics: DAE4 Sn1549; Calibrated: 4/4/2020
- Phantom: Twin-SAM V8.0 ; Type: QD 000 P41 AA; Serial: 1974
- DASY52 52.10.2(1495); SEMCAD X 14.6.12(7450)

Left Cheek Touch/CH 23230/Area Scan (61x91x1): Interpolated grid: dx=1.500 mm, dy=1.500 mm
Maximum value of SAR (interpolated) = 0.430 W/kg

Left Cheek Touch/CH 23230/Zoom Scan (5x5x7)/Cube 0: Measurement grid: dx=8mm, dy=8mm, dz=5mm
Reference Value = 8.382 V/m; Power Drift = -0.13 dB
Peak SAR (extrapolated) = 0.471 W/kg
SAR(1 g) = 0.346 W/kg; SAR(10 g) = 0.257 W/kg
Maximum value of SAR (measured) = 0.429 W/kg



0 dB = 0.429 W/kg = -3.68 dBW/kg

Test Laboratory: Huatongwei International Inspection Co., Ltd.,SAR Lab Date: 6/30/2020

LTE Band 17 Head

Communication System: UID 0, Generic LTE-FDD (0); Frequency: 709 MHz;Duty Cycle: 1:1
Medium parameters used (interpolated): f = 709 MHz; σ = 0.9 S/m; ε_r = 43.105; ρ = 1000 kg/m^3
Phantom section: Left Section
Ambient Temperature:22.3°C;Liquid Temperature:22.1°C;

DASY Configuration:

- Probe: EX3DV4 - SN7494; ConvF(10.76, 10.76, 10.76) @ 709 MHz; Calibrated: 4/1/2020
- Sensor-Surface: 1.4mm (Mechanical Surface Detection)
- Electronics: DAE4 Sn1549; Calibrated: 4/4/2020
- Phantom: Twin-SAM V8.0 ; Type: QD 000 P41 AA; Serial: 1974
- DASY52 52.10.2(1495); SEMCAD X 14.6.12(7450)

Left Cheek Touch/CH 23780/Area Scan (61x91x1): Interpolated grid: dx=1.500 mm, dy=1.500 mm
Maximum value of SAR (interpolated) = 0.280 W/kg

Left Cheek Touch/CH 23780/Zoom Scan (5x5x7)/Cube 0: Measurement grid: dx=8mm, dy=8mm, dz=5mm
Reference Value = 4.312 V/m; Power Drift = -0.14 dB
Peak SAR (extrapolated) = 0.313 W/kg
SAR(1 g) = 0.209 W/kg; SAR(10 g) = 0.144 W/kg
Maximum value of SAR (measured) = 0.274 W/kg



0 dB = 0.274 W/kg = -5.62 dBW/kg

Test Laboratory: Huatongwei International Inspection Co., Ltd.,SAR Lab Date: 7/2/2020

LTE Band 19 Head

Communication System: UID 0, Generic LTE-FDD (0); Frequency: 837.5 MHz;Duty Cycle: 1:1
Medium parameters used (interpolated): f = 837.5 MHz; σ = 0.947 S/m; ε_r = 42.692; ρ = 1000 kg/m^3
Phantom section: Left Section
Ambient Temperature:22.4°C;Liquid Temperature:22.2°C;

DASY Configuration:

- Probe: EX3DV4 - SN7494; ConvF(10.46, 10.46, 10.46) @ 837.5 MHz; Calibrated: 4/1/2020
- Sensor-Surface: 1.4mm (Mechanical Surface Detection)
- Electronics: DAE4 Sn1549; Calibrated: 4/4/2020
- Phantom: Twin-SAM V8.0 ; Type: QD 000 P41 AA; Serial: 1974
- DASY52 52.10.2(1495); SEMCAD X 14.6.12(7450)

Left Cheek Touch/CH 24075/Area Scan (61x91x1): Interpolated grid: dx=1.500 mm, dy=1.500 mm
Maximum value of SAR (interpolated) = 0.302 W/kg

Left Cheek Touch/CH 24075/Zoom Scan (5x5x7)/Cube 0: Measurement grid: dx=8mm, dy=8mm, dz=5mm
Reference Value = 7.315 V/m; Power Drift = 0.04 dB
Peak SAR (extrapolated) = 0.349 W/kg
SAR(1 g) = 0.262 W/kg; SAR(10 g) = 0.199 W/kg
Maximum value of SAR (measured) = 0.320 W/kg



0 dB = 0.320 W/kg = -4.95 dBW/kg

Test Laboratory: Huatongwei International Inspection Co., Ltd.,SAR Lab Date: 7/5/2020

WIFF 2.4G Head

Communication System: UID 0, Generic WIFI (0); Frequency: 2437 MHz;Duty Cycle: 1:1
Medium parameters used (interpolated): f = 2437 MHz; σ = 1.86 S/m; ε_r = 39.662; ρ = 1000 kg/m^3
Phantom section: Right Section
Ambient Temperature:22.8°C;Liquid Temperature:22.6°C;

DASY Configuration:

- Probe: EX3DV4 - SN7494; ConvF(7.91, 7.91, 7.91) @ 2437 MHz; Calibrated: 4/1/2020
- Sensor-Surface: 1.4mm (Mechanical Surface Detection)
- Electronics: DAE4 Sn1549; Calibrated: 4/4/2020
- Phantom: Twin-SAM V8.0 ; Type: QD 000 P41 AA; Serial: 1974
- DASY52 52.10.2(1495); SEMCAD X 14.6.12(7450)

Right Tilt 15/CH 6/Area Scan (71x111x1): Interpolated grid: dx=1.200 mm, dy=1.200 mm
Maximum value of SAR (interpolated) = 0.230 W/kg

Right Tilt 15/CH 6/Zoom Scan (7x7x7)/Cube 0: Measurement grid: dx=5mm, dy=5mm, dz=5mm
Reference Value = 8.859 V/m; Power Drift = -0.18 dB
Peak SAR (extrapolated) = 0.294 W/kg
SAR(1 g) = 0.143 W/kg; SAR(10 g) = 0.071 W/kg
Maximum value of SAR (measured) = 0.235 W/kg



0 dB = 0.235 W/kg = -6.29 dBW/kg