Test Laboratory: Huatongwei International Inspection Co., Ltd.,SAR Lab Date: 7/6/2020

WIFI 5G U-NII-1 Head

Communication System: UID 0, Generic WIFI (0); Frequency: 5180 MHz;Duty Cycle: 1:1
Medium parameters used: f = 5180 MHz; σ = 4.47 S/m; ε_r = 34.873; ρ = 1000 kg/m^3
Phantom section: Right Section
Ambient Temperature:22.3°C;Liquid Temperature:22.1°C;

DASY Configuration:

- Probe: EX3DV4 - SN7494; ConvF(5.58, 5.58, 5.58) @ 5180 MHz; Calibrated: 4/1/2020
- Sensor-Surface: 1.4mm (Mechanical Surface Detection)
- Electronics: DAE4 Sn1549; Calibrated: 4/4/2020
- Phantom: Twin-SAM V8.0 ; Type: QD 000 P41 AA; Serial: 1974
- DASY52 52.10.2(1495); SEMCAD X 14.6.12(7450)

Right Tilt 15/CH 36/Area Scan (81x131x1): Interpolated grid: dx=1.000 mm, dy=1.000 mm
Maximum value of SAR (interpolated) = 0.0357 W/kg

Right Tilt 15/CH 36/Zoom Scan (8x8x7)/Cube 0: Measurement grid: dx=4mm, dy=4mm, dz=1.4mm
Reference Value = 1.920 V/m; Power Drift = -0.18 dB
Peak SAR (extrapolated) = 0.0390 W/kg
SAR(1 g) = 0.014 W/kg; SAR(10 g) = 0.011 W/kg
Maximum value of SAR (measured) = 0.0239 W/kg



0 dB = 0.0239 W/kg = -16.22 dBW/kg

Test Laboratory: Huatongwei International Inspection Co., Ltd.,SAR Lab Date: 7/6/2020

WIFI 5G U-NII-3 Head

Communication System: UID 0, Generic WIFI (0); Frequency: 5755 MHz;Duty Cycle: 1:1
Medium parameters used (interpolated): f = 5755 MHz; σ = 5.093 S/m; ε_r = 33.851; ρ = 1000 kg/m^3
Phantom section: Right Section
Ambient Temperature:22.1°C;Liquid Temperature:21.9°C;

DASY Configuration:

- Probe: EX3DV4 - SN7494; ConvF(4.76, 4.76, 4.76) @ 5755 MHz; Calibrated: 4/1/2020
- Sensor-Surface: 1.4mm (Mechanical Surface Detection)
- Electronics: DAE4 Sn1549; Calibrated: 4/4/2020
- Phantom: Twin-SAM V8.0 ; Type: QD 000 P41 AA; Serial: 1974
- DASY52 52.10.2(1495); SEMCAD X 14.6.12(7450)

Right Tilt 15/CH 151/Area Scan (81x131x1): Interpolated grid: dx=1.000 mm, dy=1.000 mm
Maximum value of SAR (interpolated) = 0.757 W/kg

Right Tilt 15/CH 151/Zoom Scan (8x8x7)/Cube 0: Measurement grid: dx=4mm, dy=4mm, dz=1.4mm
Reference Value = 6.660 V/m; Power Drift = -0.00 dB
Peak SAR (extrapolated) = 1.22 W/kg
SAR(1 g) = 0.292 W/kg; SAR(10 g) = 0.098 W/kg
Maximum value of SAR (measured) = 0.726 W/kg

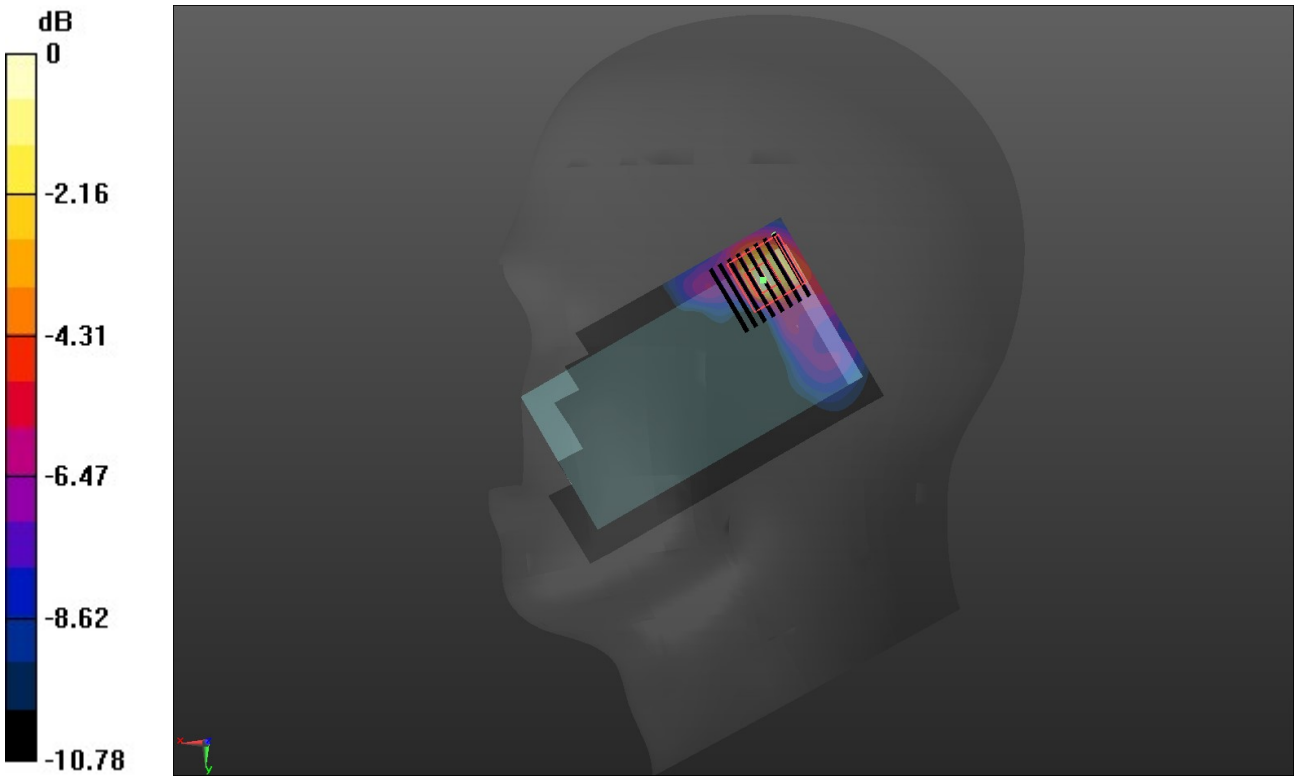

0 dB = 0.726 W/kg = -1.39 dBW/kg

Test Laboratory: Huatongwei International Inspection Co., Ltd.,SAR Lab Date: 7/1/2020

GSM850 Body&Hotspot

Communication System: UID 0, Generic GPRS(TDMA, GMSK, TN 0-1-2) (0); Frequency: 824.2 MHz;Duty Cycle: 1:2.66993
Medium parameters used: f = 825 MHz; σ = 0.942 S/m; ε_r = 42.724; ρ = 1000 kg/m^3
Phantom section: Flat Section
Ambient Temperature:22.7℃;Liquid Temperature:22.5℃;

DASY Configuration:

- Probe: EX3DV4 - SN7494; ConvF(10.46, 10.46, 10.46) @ 824.2 MHz; Calibrated: 4/1/2020
- Sensor-Surface: 1.4mm (Mechanical Surface Detection)
- Electronics: DAE4 Sn1549; Calibrated: 4/4/2020
- Phantom: Twin-SAM V8.0 ; Type: QD 000 P41 AA; Serial: 1974
- DASY52 52.10.2(1495); SEMCAD X 14.6.12(7450)

Rear/CH 128/Area Scan (61x101x1): Interpolated grid: dx=1.500 mm, dy=1.500 mm
Maximum value of SAR (interpolated) = 1.34 W/kg

Rear/CH 128/Zoom Scan (5x5x7)/Cube 0: Measurement grid: dx=8mm, dy=8mm, dz=5mm
Reference Value = 38.01 V/m; Power Drift = -0.01 dB
Peak SAR (extrapolated) = 1.50 W/kg
SAR(1 g) = 1.04 W/kg; SAR(10 g) = 0.744 W/kg
Maximum value of SAR (measured) = 1.33 W/kg

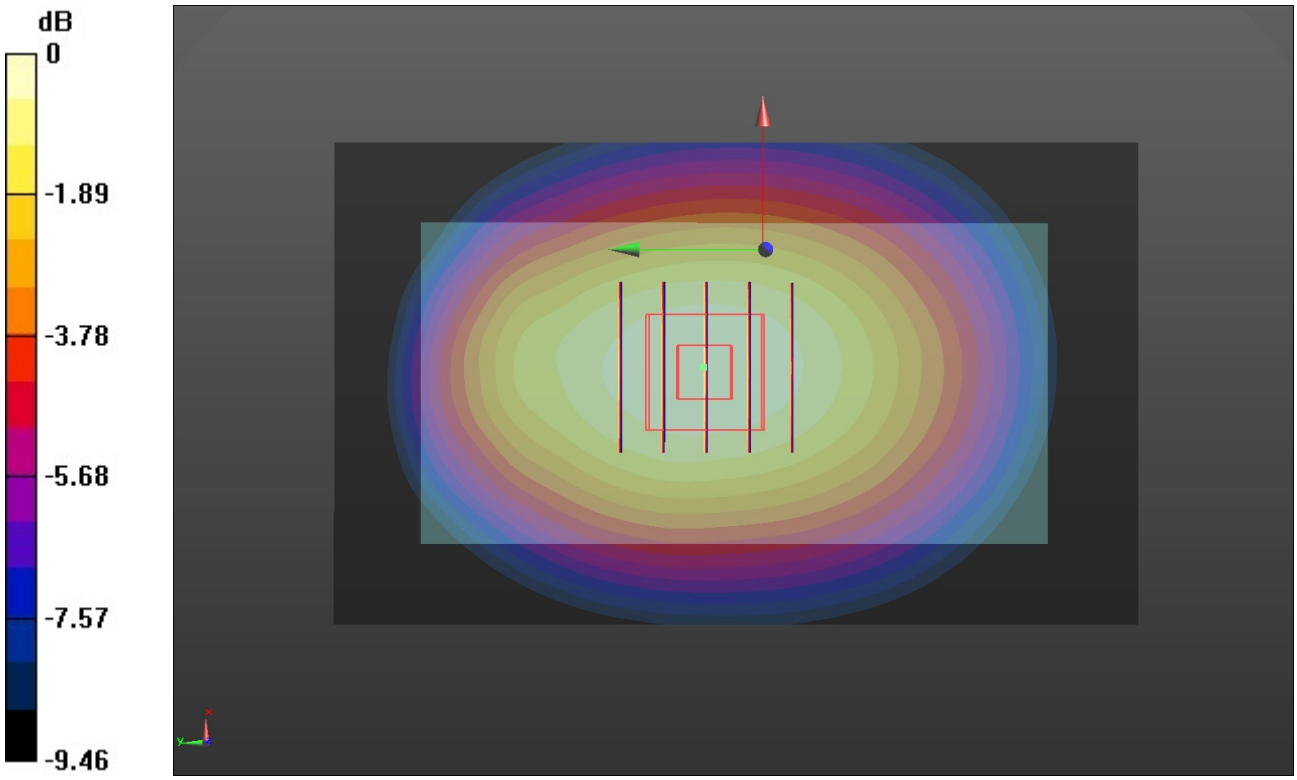

0 dB = 1.33 W/kg = 1.24 dBW/kg

Test Laboratory: Huatongwei International Inspection Co., Ltd.,SAR Lab Date: 7/4/2020

GSM1900 Body

Communication System: UID 0, Generic GPRS(TDMA, GMSK, TN 0-1-2) (0); Frequency: 1909.8 MHz;Duty Cycle: 1:2.66993
Medium parameters used: f = 1910 MHz; σ = 1.464 S/m; ε_r = 40.463; ρ = 1000 kg/m^3
Phantom section: Flat Section
Ambient Temperature:22.5℃;Liquid Temperature:22.3℃;

DASY Configuration:

- Probe: EX3DV4 - SN7494; ConvF(8.6, 8.6, 8.6) @ 1909.8 MHz; Calibrated: 4/1/2020
- Sensor-Surface: 1.4mm (Mechanical Surface Detection)
- Electronics: DAE4 Sn1549; Calibrated: 4/4/2020
- Phantom: Twin-SAM V8.0 ; Type: QD 000 P41 AA; Serial: 1974
- DASY52 52.10.2(1495); SEMCAD X 14.6.12(7450)

Rear/CH 810/Area Scan (61x101x1): Interpolated grid: dx=1.500 mm, dy=1.500 mm
Maximum value of SAR (interpolated) = 0.701 W/kg

Rear/CH 810/Zoom Scan (5x5x7)/Cube 0: Measurement grid: dx=8mm, dy=8mm, dz=5mm
Reference Value = 14.54 V/m; Power Drift = -0.05 dB
Peak SAR (extrapolated) = 0.856 W/kg
SAR(1 g) = 0.510 W/kg; SAR(10 g) = 0.306 W/kg
Maximum value of SAR (measured) = 0.730 W/kg

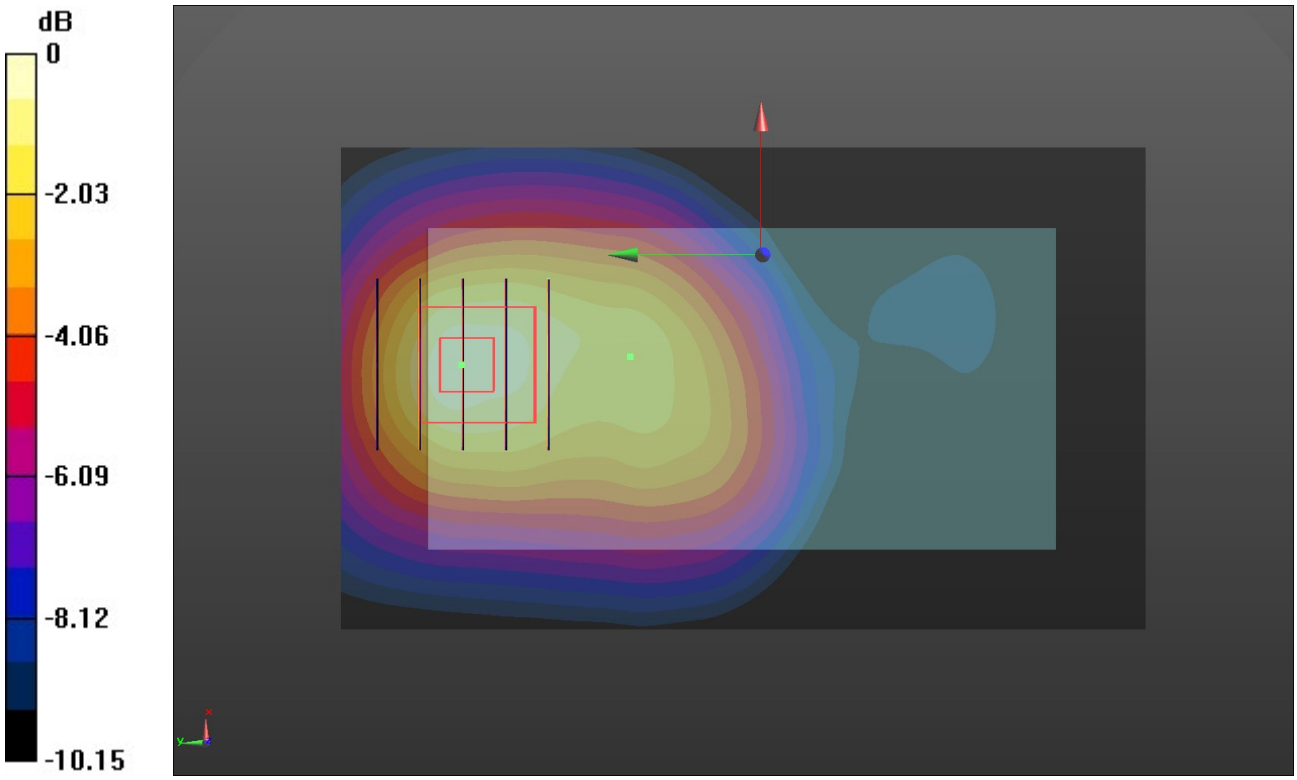

0 dB = 0.730 W/kg = -1.37 dBW/kg

Test Laboratory: Huatongwei International Inspection Co., Ltd.,SAR Lab Date: 7/4/2020

WCDMA Band II Body

Communication System: UID 0, Generic UMTS (0); Frequency: 1907.6 MHz;Duty Cycle: 1:1
Medium parameters used (interpolated): f = 1907.6 MHz; σ = 1.461 S/m; ε_r = 40.468; ρ = 1000 kg/m^3

Phantom section: Flat Section
Ambient Temperature:22.7℃;Liquid Temperature:22.5℃;

DASY Configuration:

- Probe: EX3DV4 - SN7494; ConvF(8.6, 8.6, 8.6) @ 1907.6 MHz; Calibrated: 4/1/2020
- Sensor-Surface: 1.4mm (Mechanical Surface Detection)
- Electronics: DAE4 Sn1549; Calibrated: 4/4/2020
- Phantom: Twin-SAM V8.0 ; Type: QD 000 P41 AA; Serial: 1974
- DASY52 52.10.2(1495); SEMCAD X 14.6.12(7450)

Rear/CH 9538/Area Scan (61x101x1): Interpolated grid: dx=1.500 mm, dy=1.500 mm
Maximum value of SAR (interpolated) = 0.553 W/kg

Rear/CH 9538/Zoom Scan (5x5x7)/Cube 0: Measurement grid: dx=8mm, dy=8mm, dz=5mm
Reference Value = 12.56 V/m; Power Drift = -0.11 dB
Peak SAR (extrapolated) = 0.682 W/kg
SAR(1 g) = 0.408 W/kg; SAR(10 g) = 0.246 W/kg
Maximum value of SAR (measured) = 0.581 W/kg

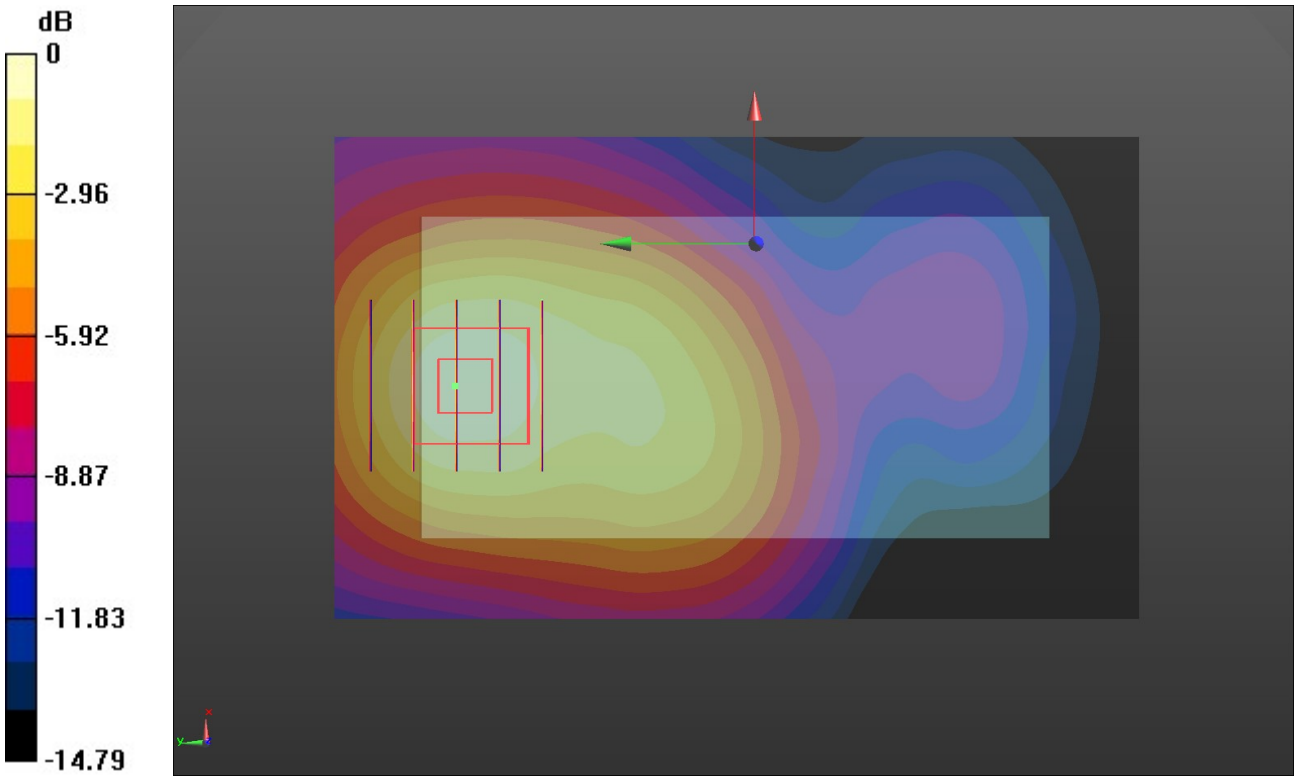

0 dB = 0.581 W/kg = -2.36 dBW/kg

Test Laboratory: Huatongwei International Inspection Co., Ltd.,SAR Lab Date: 7/3/2020

WCDMA Band IV Body

Communication System: UID 0, Generic UMTS (0); Frequency: 1732.6 MHz;Duty Cycle: 1:1
Medium parameters used (interpolated): f = 1732.6 MHz; σ = 1.385 S/m; ε_r = 40.76; ρ = 1000 kg/m^3
Phantom section: Flat Section
Ambient Temperature:22.4°C;Liquid Temperature:22.2°C;

DASY Configuration:

- Probe: EX3DV4 - SN7494; ConvF(8.92, 8.92, 8.92) @ 1732.6 MHz; Calibrated: 4/1/2020
- Sensor-Surface: 1.4mm (Mechanical Surface Detection)
- Electronics: DAE4 Sn1549; Calibrated: 4/4/2020
- Phantom: Twin-SAM V8.0 ; Type: QD 000 P41 AA; Serial: 1974
- DASY52 52.10.2(1495); SEMCAD X 14.6.12(7450)

Rear/CH 1413/Area Scan (61x101x1): Interpolated grid: dx=1.500 mm, dy=1.500 mm
Maximum value of SAR (interpolated) = 0.478 W/kg

Rear/CH 1413/Zoom Scan (5x5x7)/Cube 0: Measurement grid: dx=8mm, dy=8mm, dz=5mm
Reference Value = 13.14 V/m; Power Drift = 0.12 dB
Peak SAR (extrapolated) = 0.581 W/kg
SAR(1 g) = 0.352 W/kg; SAR(10 g) = 0.213 W/kg
Maximum value of SAR (measured) = 0.490 W/kg

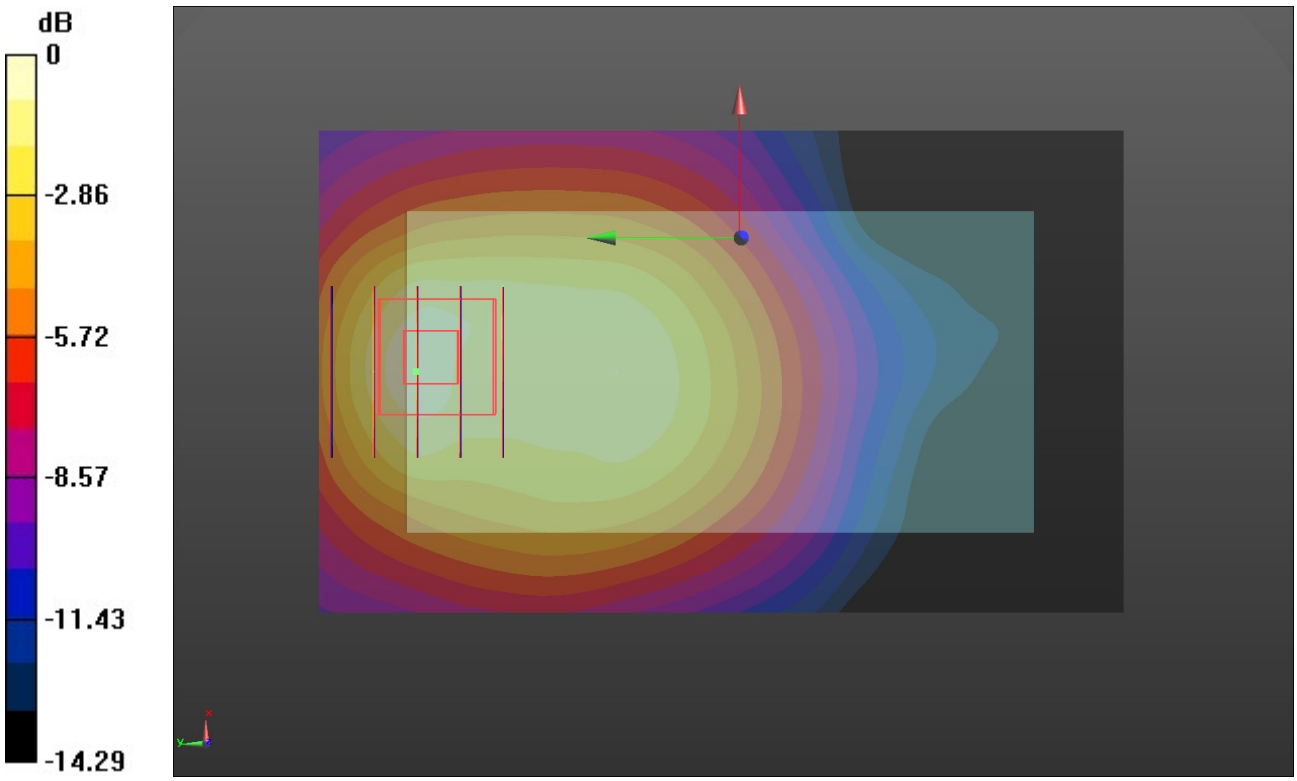

0 dB = 0.490 W/kg = -3.10 dBW/kg

Test Laboratory: Huatongwei International Inspection Co., Ltd.,SAR Lab Date: 7/1/2020

WCDMA Band V Body&Hotspot

Communication System: UID 0, Generic UMTS (0); Frequency: 846.6 MHz;Duty Cycle: 1:1
Medium parameters used (interpolated): f = 846.6 MHz; σ = 0.951 S/m; ε_r = 42.673; ρ = 1000 kg/m^3
Phantom section: Flat Section
Ambient Temperature:22.2°C;Liquid Temperature:22.0°C;

DASY Configuration:

- Probe: EX3DV4 - SN7494; ConvF(10.46, 10.46, 10.46) @ 846.6 MHz; Calibrated: 4/1/2020
- Sensor-Surface: 1.4mm (Mechanical Surface Detection)
- Electronics: DAE4 Sn1549; Calibrated: 4/4/2020
- Phantom: Twin-SAM V8.0 ; Type: QD 000 P41 AA; Serial: 1974
- DASY52 52.10.2(1495); SEMCAD X 14.6.12(7450)

Rear/CH 4233/Area Scan (61x101x1): Interpolated grid: dx=1.500 mm, dy=1.500 mm
Maximum value of SAR (interpolated) = 0.341 W/kg

Rear/CH 4233/Zoom Scan (5x5x7)/Cube 0: Measurement grid: dx=8mm, dy=8mm, dz=5mm
Reference Value = 19.34 V/m; Power Drift = 0.04 dB
Peak SAR (extrapolated) = 0.378 W/kg
SAR(1 g) = 0.262 W/kg; SAR(10 g) = 0.188 W/kg
Maximum value of SAR (measured) = 0.335 W/kg

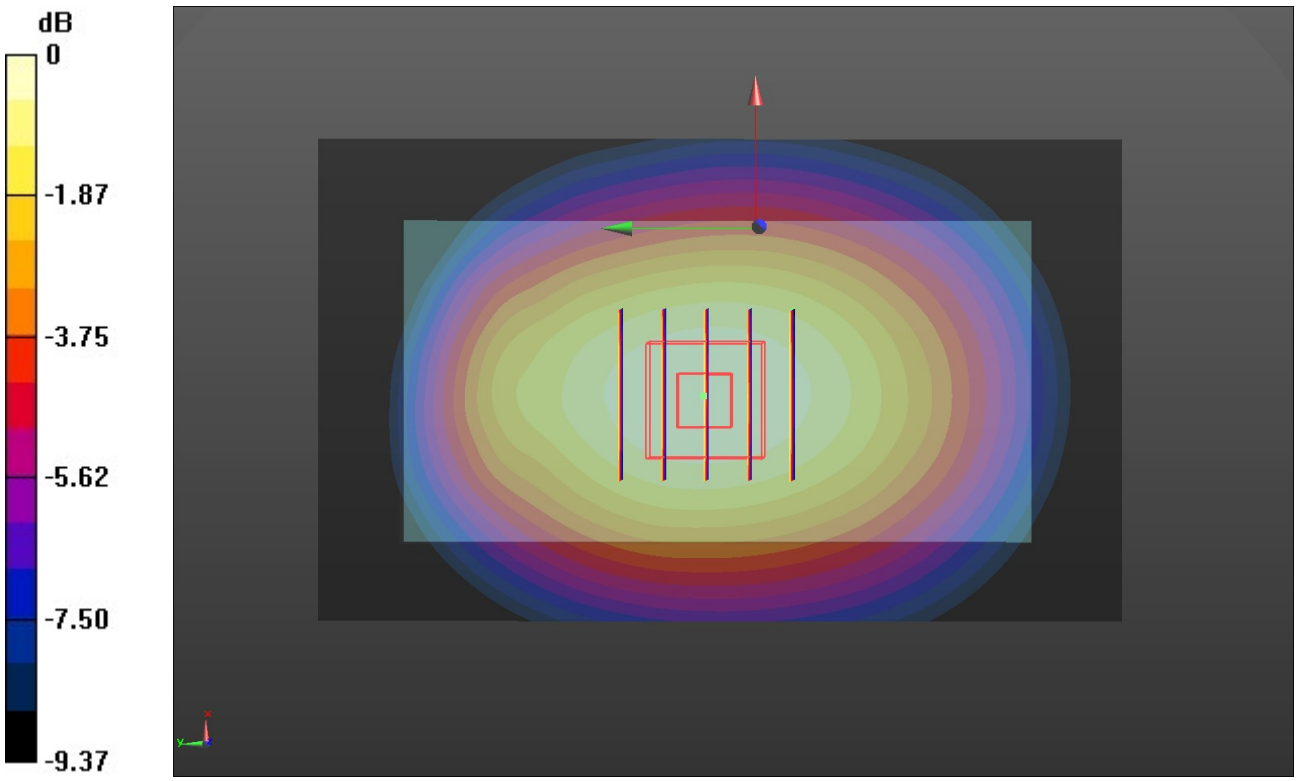

0 dB = 0.335 W/kg = -4.75 dBW/kg

Test Laboratory: Huatongwei International Inspection Co., Ltd.,SAR Lab Date: 7/4/2020

LTE Band 2 Body

Communication System: UID 0, Generic LTE-FDD (0); Frequency: 1900 MHz;Duty Cycle: 1:1
Medium parameters used: f = 1900 MHz; σ = 1.458 S/m; ε_r = 40.478; ρ = 1000 kg/m^3
Phantom section: Flat Section
Ambient Temperature:22.2°C;Liquid Temperature:22.0°C;

DASY Configuration:

- Probe: EX3DV4 - SN7494; ConvF(8.6, 8.6, 8.6) @ 1900 MHz; Calibrated: 4/1/2020
- Sensor-Surface: 1.4mm (Mechanical Surface Detection)
- Electronics: DAE4 Sn1549; Calibrated: 4/4/2020
- Phantom: Twin-SAM V8.0 ; Type: QD 000 P41 AA; Serial: 1974
- DASY52 52.10.2(1495); SEMCAD X 14.6.12(7450)

Rear/CH 19100/Area Scan (61x101x1): Interpolated grid: dx=1.500 mm, dy=1.500 mm
Maximum value of SAR (interpolated) = 0.411 W/kg

Rear/CH 19100/Zoom Scan (5x5x7)/Cube 0: Measurement grid: dx=8mm, dy=8mm, dz=5mm
Reference Value = 11.09 V/m; Power Drift = 0.01 dB
Peak SAR (extrapolated) = 0.470 W/kg
SAR(1 g) = 0.284 W/kg; SAR(10 g) = 0.172 W/kg
Maximum value of SAR (measured) = 0.402 W/kg

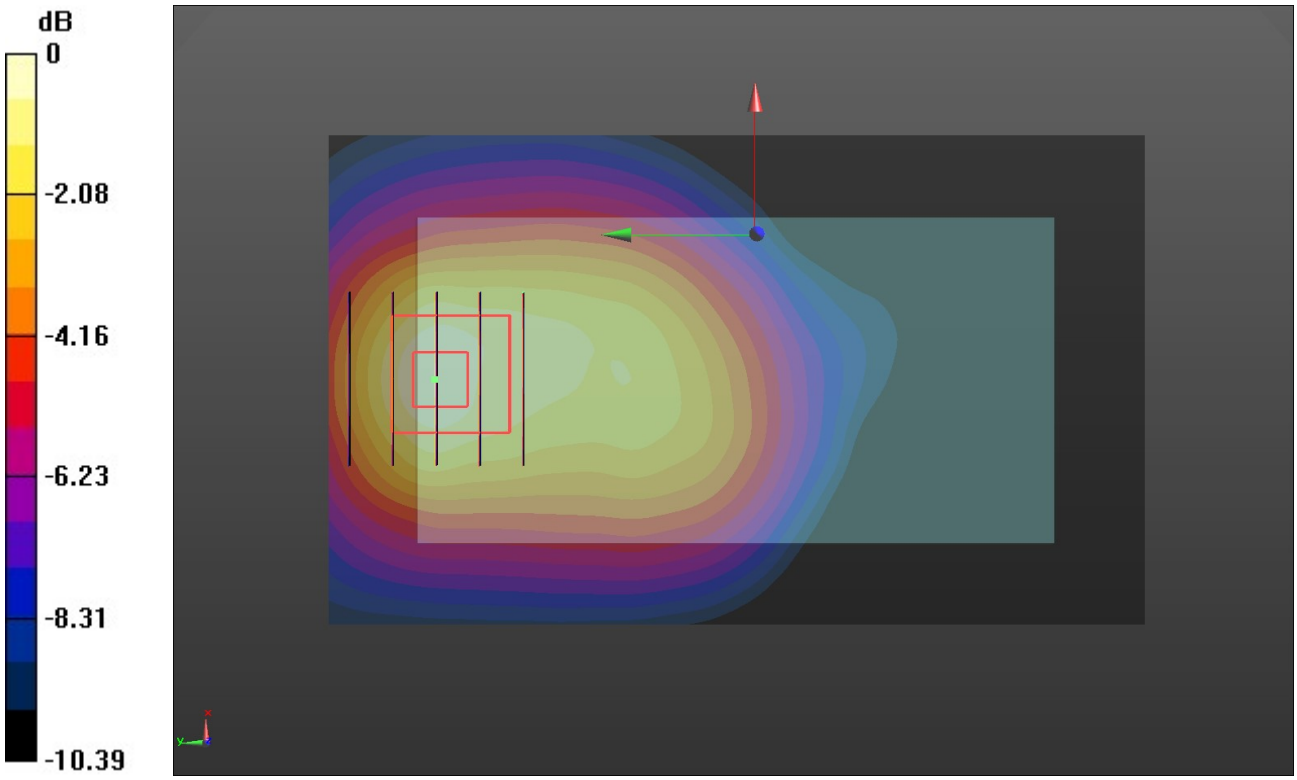

0 dB = 0.402 W/kg = -3.96 dBW/kg

Test Laboratory: Huatongwei International Inspection Co., Ltd.,SAR Lab Date: 7/3/2020

LTE Band 4 Body

Communication System: UID 0, Generic LTE-FDD (0); Frequency: 1720 MHz;Duty Cycle: 1:1
Medium parameters used: f = 1720 MHz; σ = 1.378 S/m; ε_r = 40.776; ρ = 1000 kg/m^3
Phantom section: Flat Section
Ambient Temperature:22.7°C;Liquid Temperature:22.5°C;

DASY Configuration:

- Probe: EX3DV4 - SN7494; ConvF(8.92, 8.92, 8.92) @ 1720 MHz; Calibrated: 4/1/2020
- Sensor-Surface: 1.4mm (Mechanical Surface Detection)
- Electronics: DAE4 Sn1549; Calibrated: 4/4/2020
- Phantom: Twin-SAM V8.0 ; Type: QD 000 P41 AA; Serial: 1974
- DASY52 52.10.2(1495); SEMCAD X 14.6.12(7450)

Rear/CH 20050/Area Scan (61x101x1): Interpolated grid: dx=1.500 mm, dy=1.500 mm
Maximum value of SAR (interpolated) = 0.429 W/kg

Rear/CH 20050/Zoom Scan (5x5x7)/Cube 0: Measurement grid: dx=8mm, dy=8mm, dz=5mm
Reference Value = 12.15 V/m; Power Drift = -0.10 dB
Peak SAR (extrapolated) = 0.417 W/kg
SAR(1 g) = 0.252 W/kg; SAR(10 g) = 0.154 W/kg
Maximum value of SAR (measured) = 0.359 W/kg

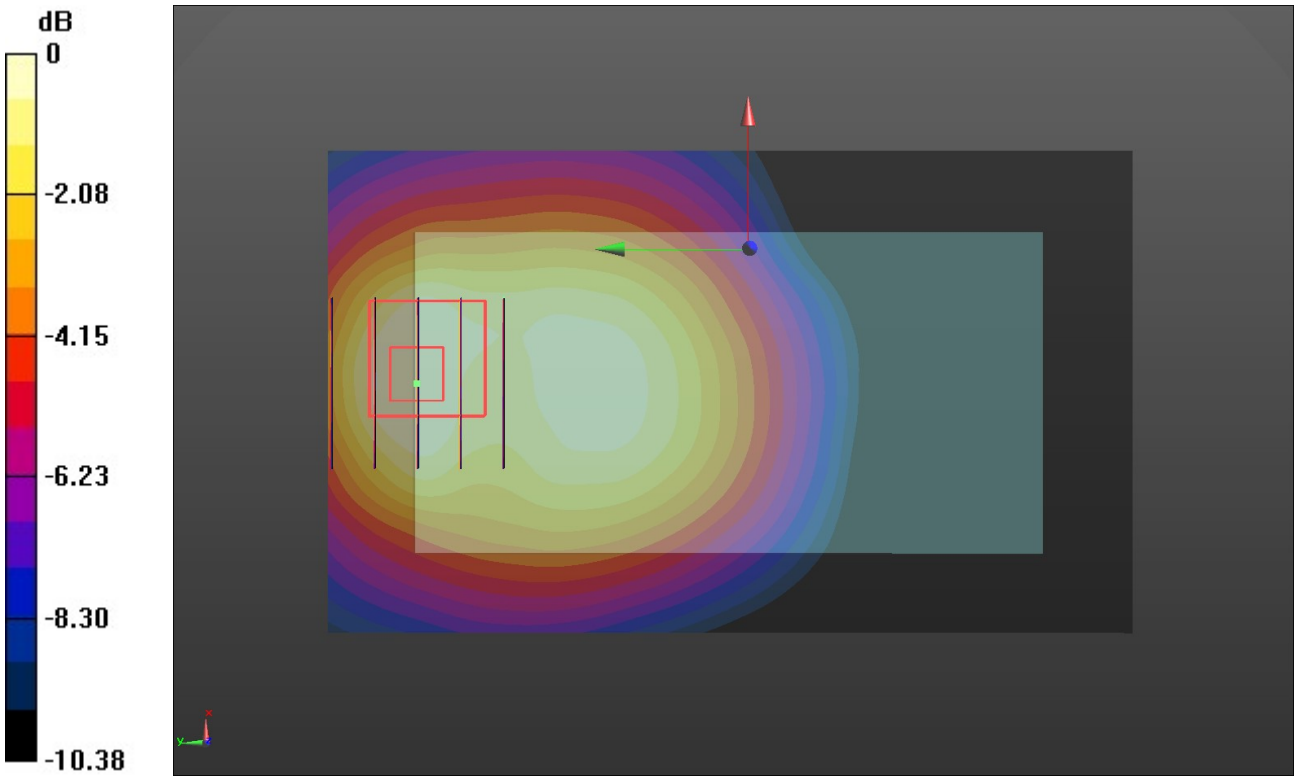

0 dB = 0.359 W/kg = -4.45 dBW/kg

Test Laboratory: Huatongwei International Inspection Co., Ltd.,SAR Lab Date: 7/2/2020

LTE Band 5 Body&Hotspot

Communication System: UID 0, Generic LTE-FDD (0); Frequency: 844 MHz;Duty Cycle: 1:1
Medium parameters used (interpolated): f = 844 MHz; σ = 0.95 S/m; ε_r = 42.678; ρ = 1000 kg/m^3
Phantom section: Flat Section
Ambient Temperature:22.4°C;Liquid Temperature:22.2°C;

DASY Configuration:

- Probe: EX3DV4 - SN7494; ConvF(10.46, 10.46, 10.46) @ 844 MHz; Calibrated: 4/1/2020
- Sensor-Surface: 1.4mm (Mechanical Surface Detection)
- Electronics: DAE4 Sn1549; Calibrated: 4/4/2020
- Phantom: Twin-SAM V8.0 ; Type: QD 000 P41 AA; Serial: 1974
- DASY52 52.10.2(1495); SEMCAD X 14.6.12(7450)

Rear/CH 20600/Area Scan (61x101x1): Interpolated grid: dx=1.500 mm, dy=1.500 mm
Maximum value of SAR (interpolated) = 0.314 W/kg

Rear/CH 20600/Zoom Scan (5x5x7)/Cube 0: Measurement grid: dx=8mm, dy=8mm, dz=5mm
Reference Value = 18.43 V/m; Power Drift = 0.12 dB
Peak SAR (extrapolated) = 0.356 W/kg
SAR(1 g) = 0.247 W/kg; SAR(10 g) = 0.177 W/kg
Maximum value of SAR (measured) = 0.315 W/kg

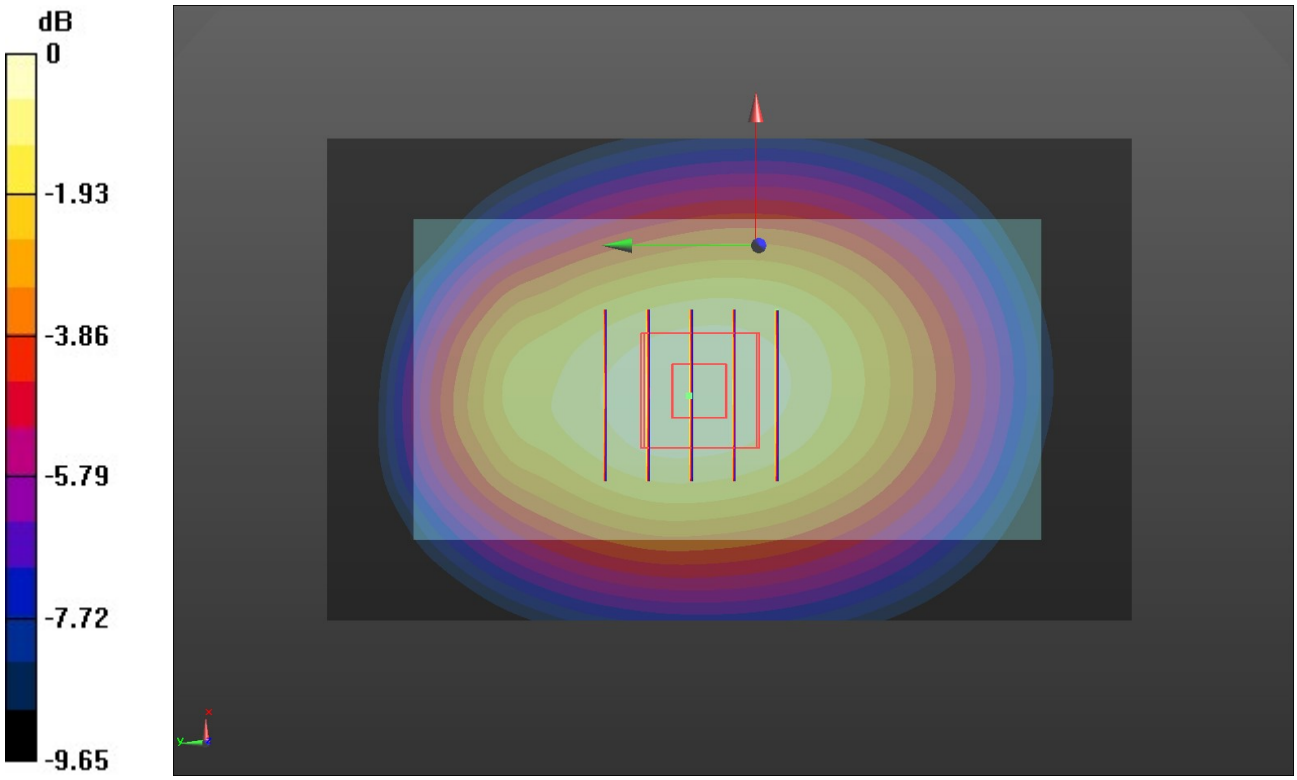

0 dB = 0.315 W/kg = -5.02 dBW/kg

Test Laboratory: Huatongwei International Inspection Co., Ltd.,SAR Lab Date: 7/5/2020

LTE Band 7 Body&Hotspot

Communication System: UID 0, Generic LTE-FDD (0); Frequency: 2535 MHz;Duty Cycle: 1:1
Medium parameters used: f = 2535 MHz; σ = 1.935 S/m; ε_r = 39.495; ρ = 1000 kg/m^3
Phantom section: Flat Section
Ambient Temperature:22.1°C;Liquid Temperature:21.9°C;

DASY Configuration:

- Probe: EX3DV4 - SN7494; ConvF(7.91, 7.91, 7.91) @ 2535 MHz; Calibrated: 4/1/2020
- Sensor-Surface: 1.4mm (Mechanical Surface Detection)
- Electronics: DAE4 Sn1549; Calibrated: 4/4/2020
- Phantom: Twin-SAM V8.0 ; Type: QD 000 P41 AA; Serial: 1974
- DASY52 52.10.2(1495); SEMCAD X 14.6.12(7450)

Rear/CH 21100/Area Scan (71x121x1): Interpolated grid: dx=1.200 mm, dy=1.200 mm
Maximum value of SAR (interpolated) = 1.61 W/kg

Rear/CH 21100/Zoom Scan (7x7x7)/Cube 0: Measurement grid: dx=5mm, dy=5mm, dz=5mm
Reference Value = 10.33 V/m; Power Drift = -0.10 dB
Peak SAR (extrapolated) = 1.82 W/kg
SAR(1 g) = 0.945 W/kg; SAR(10 g) = 0.485 W/kg
Maximum value of SAR (measured) = 1.46 W/kg

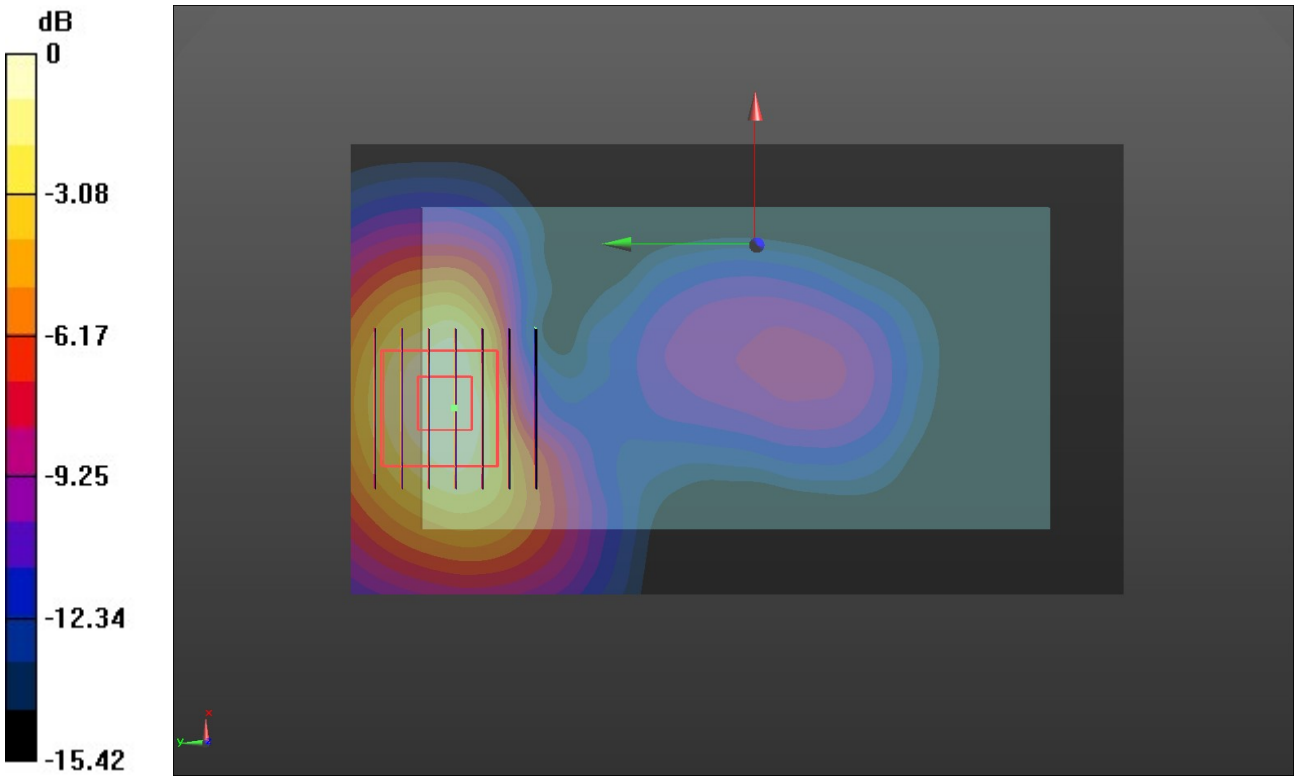

0 dB = 1.46 W/kg = 1.64 dBW/kg

Test Laboratory: Huatongwei International Inspection Co., Ltd.,SAR Lab Date: 6/30/2020

LTE Band 12 Body&Hotspot

Communication System: UID 0, Generic LTE-FDD (0); Frequency: 707.5 MHz;Duty Cycle: 1:1
Medium parameters used (interpolated): f = 707.5 MHz; σ = 0.9 S/m; ε_r = 43.109; ρ = 1000 kg/m^3
Phantom section: Flat Section
Ambient Temperature:22.7°C;Liquid Temperature:22.5°C;

DASY Configuration:

- Probe: EX3DV4 - SN7494; ConvF(10.76, 10.76, 10.76) @ 707.5 MHz; Calibrated: 4/1/2020
- Sensor-Surface: 1.4mm (Mechanical Surface Detection)
- Electronics: DAE4 Sn1549; Calibrated: 4/4/2020
- Phantom: Twin-SAM V8.0 ; Type: QD 000 P41 AA; Serial: 1974
- DASY52 52.10.2(1495); SEMCAD X 14.6.12(7450)

Rear/CH 23095/Area Scan (61x101x1): Interpolated grid: dx=1.500 mm, dy=1.500 mm
Maximum value of SAR (interpolated) = 0.413 W/kg

Rear/CH 23095/Zoom Scan (5x5x7)/Cube 0: Measurement grid: dx=8mm, dy=8mm, dz=5mm
Reference Value = 19.61 V/m; Power Drift = 0.03 dB
Peak SAR (extrapolated) = 0.474 W/kg
SAR(1 g) = 0.320 W/kg; SAR(10 g) = 0.225 W/kg
Maximum value of SAR (measured) = 0.414 W/kg

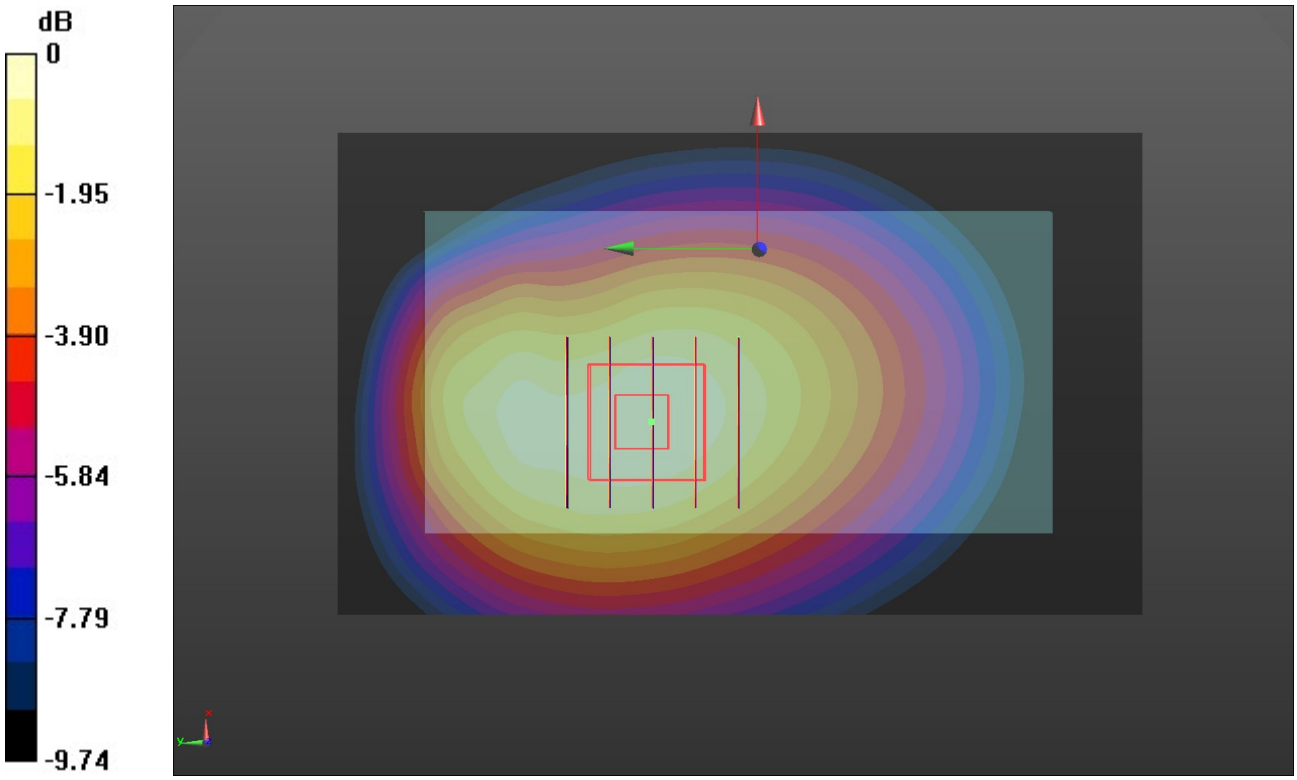

0 dB = 0.414 W/kg = -3.83 dBW/kg

Test Laboratory: Huatongwei International Inspection Co., Ltd.,SAR Lab Date: 6/30/2020

LTE Band 13 Body&Hotspot

Communication System: UID 0, Generic LTE-FDD (0); Frequency: 782 MHz;Duty Cycle: 1:1
Medium parameters used (interpolated): f = 782 MHz; σ = 0.926 S/m; ε_r = 42.865; ρ = 1000 kg/m^3
Phantom section: Flat Section
Ambient Temperature:22.5°C;Liquid Temperature:22.3°C;

DASY Configuration:

- Probe: EX3DV4 - SN7494; ConvF(10.76, 10.76, 10.76) @ 782 MHz; Calibrated: 4/1/2020
- Sensor-Surface: 1.4mm (Mechanical Surface Detection)
- Electronics: DAE4 Sn1549; Calibrated: 4/4/2020
- Phantom: Twin-SAM V8.0 ; Type: QD 000 P41 AA; Serial: 1974
- DASY52 52.10.2(1495); SEMCAD X 14.6.12(7450)

Rear/CH 23230/Area Scan (61x101x1): Interpolated grid: dx=1.500 mm, dy=1.500 mm
Maximum value of SAR (interpolated) = 0.354 W/kg

Rear/CH 23230/Zoom Scan (5x5x7)/Cube 0: Measurement grid: dx=8mm, dy=8mm, dz=5mm
Reference Value = 19.35 V/m; Power Drift = 0.00 dB
Peak SAR (extrapolated) = 0.404 W/kg
SAR(1 g) = 0.280 W/kg; SAR(10 g) = 0.200 W/kg
Maximum value of SAR (measured) = 0.358 W/kg

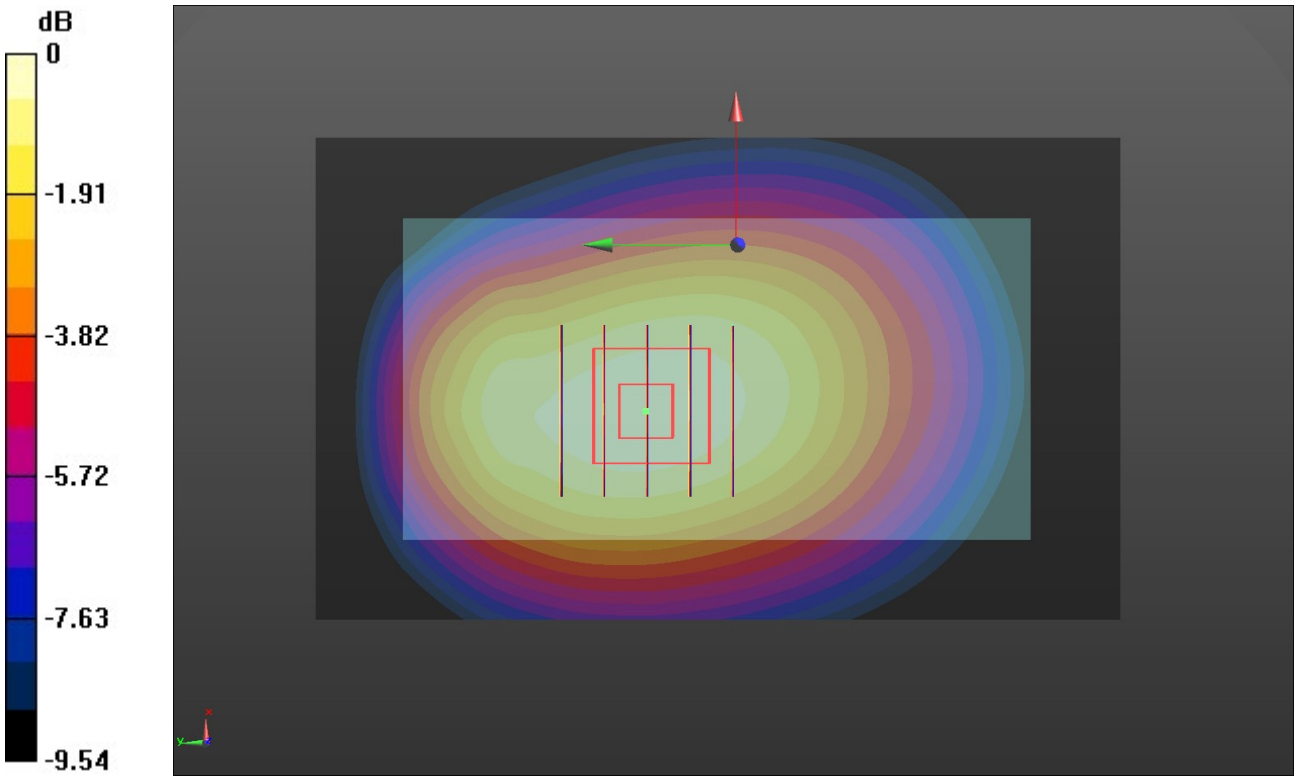

0 dB = 0.358 W/kg = -4.46 dBW/kg

Test Laboratory: Huatongwei International Inspection Co., Ltd.,SAR Lab Date: 6/30/2020

LTE Band 17 Body&Hotspot

Communication System: UID 0, Generic LTE-FDD (0); Frequency: 709 MHz;Duty Cycle: 1:1
Medium parameters used (interpolated): f = 709 MHz; σ = 0.9 S/m; ε_r = 43.105; ρ = 1000 kg/m^3
Phantom section: Flat Section
Ambient Temperature:22.5°C;Liquid Temperature:22.3°C;

DASY Configuration:

- Probe: EX3DV4 - SN7494; ConvF(10.76, 10.76, 10.76) @ 709 MHz; Calibrated: 4/1/2020
- Sensor-Surface: 1.4mm (Mechanical Surface Detection)
- Electronics: DAE4 Sn1549; Calibrated: 4/4/2020
- Phantom: Twin-SAM V8.0 ; Type: QD 000 P41 AA; Serial: 1974
- DASY52 52.10.2(1495); SEMCAD X 14.6.12(7450)

Rear/CH 23780/Area Scan (61x101x1): Interpolated grid: dx=1.500 mm, dy=1.500 mm
Maximum value of SAR (interpolated) = 0.414 W/kg

Rear/CH 23780/Zoom Scan (5x5x7)/Cube 0: Measurement grid: dx=8mm, dy=8mm, dz=5mm
Reference Value = 19.68 V/m; Power Drift = -0.01 dB
Peak SAR (extrapolated) = 0.467 W/kg
SAR(1 g) = 0.316 W/kg; SAR(10 g) = 0.222 W/kg
Maximum value of SAR (measured) = 0.408 W/kg

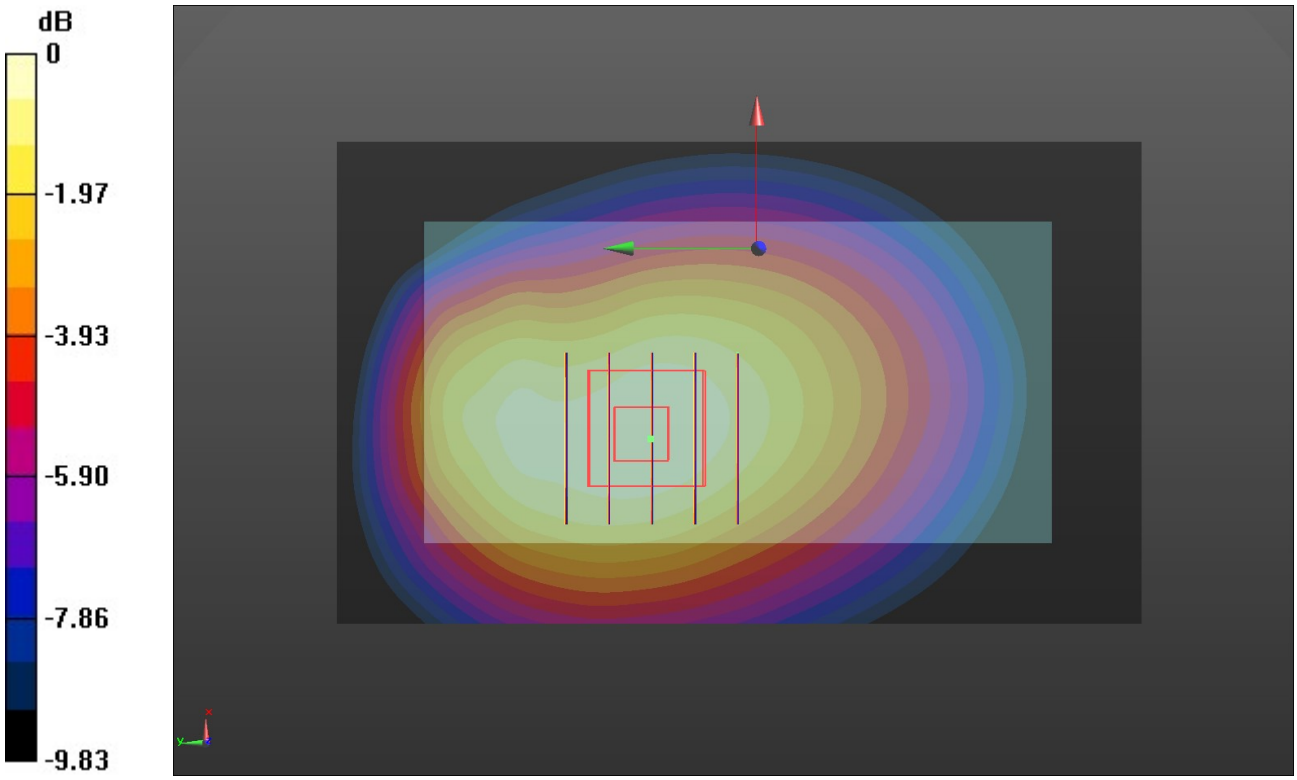

0 dB = 0.408 W/kg = -3.89 dBW/kg

Test Laboratory: Huatongwei International Inspection Co., Ltd.,SAR Lab Date: 7/2/2020

LTE Band 19 Body&Hotspot

Communication System: UID 0, Generic LTE-FDD (0); Frequency: 837.5 MHz;Duty Cycle: 1:1
Medium parameters used (interpolated): f = 837.5 MHz; σ = 0.947 S/m; ε_r = 42.692; ρ = 1000 kg/m^3
Phantom section: Flat Section
Ambient Temperature:22.2°C;Liquid Temperature:22.0°C;

DASY Configuration:

- Probe: EX3DV4 - SN7494; ConvF(10.46, 10.46, 10.46) @ 837.5 MHz; Calibrated: 4/1/2020
- Sensor-Surface: 1.4mm (Mechanical Surface Detection)
- Electronics: DAE4 Sn1549; Calibrated: 4/4/2020
- Phantom: Twin-SAM V8.0 ; Type: QD 000 P41 AA; Serial: 1974
- DASY52 52.10.2(1495); SEMCAD X 14.6.12(7450)

Rear/CH 24075/Area Scan (61x101x1): Interpolated grid: dx=1.500 mm, dy=1.500 mm
Maximum value of SAR (interpolated) = 0.337 W/kg

Rear/CH 24075/Zoom Scan (5x5x7)/Cube 0: Measurement grid: dx=8mm, dy=8mm, dz=5mm
Reference Value = 19.00 V/m; Power Drift = 0.09 dB
Peak SAR (extrapolated) = 0.379 W/kg
SAR(1 g) = 0.264 W/kg; SAR(10 g) = 0.189 W/kg
Maximum value of SAR (measured) = 0.336 W/kg

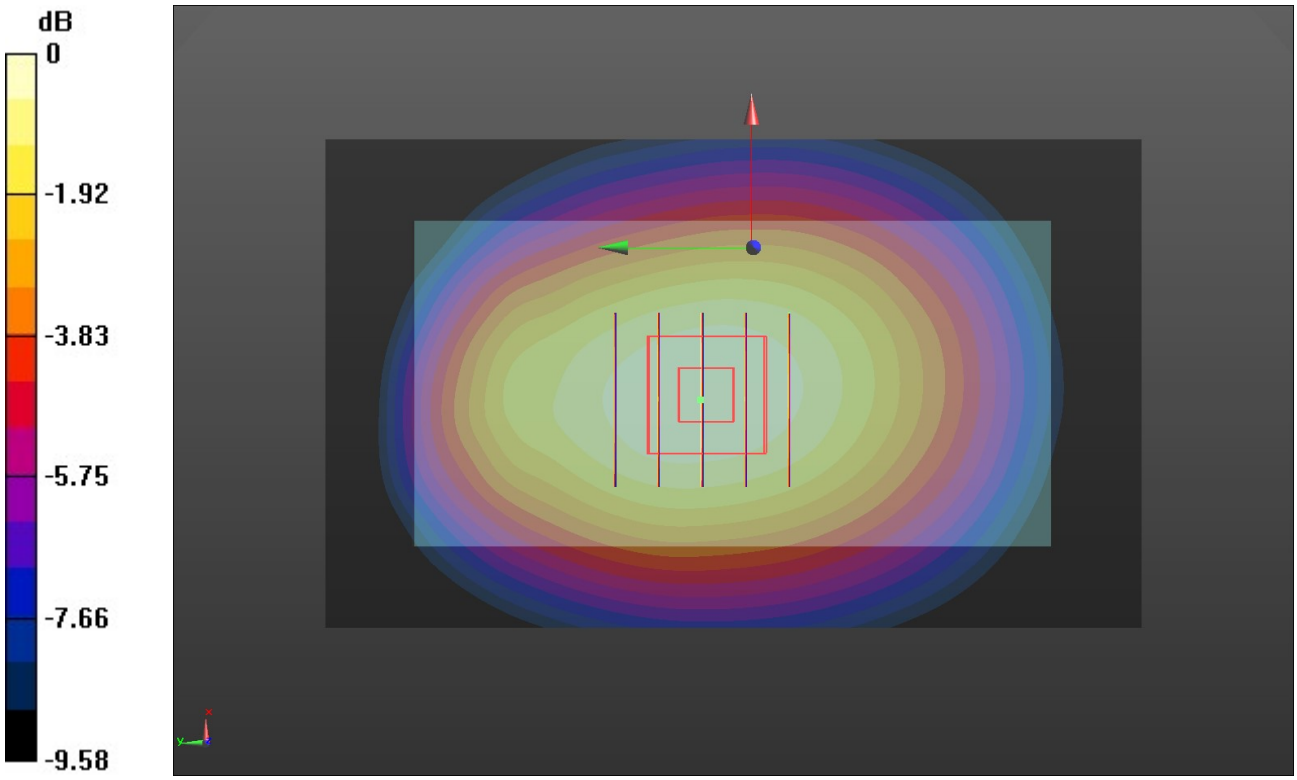

0 dB = 0.336 W/kg = -4.74 dBW/kg

Test Laboratory: Huatongwei International Inspection Co., Ltd.,SAR Lab Date: 7/5/2020

WIFI 2.4G Body&Hotspot

Communication System: UID 0, Generic WIFI (0); Frequency: 2437 MHz;Duty Cycle: 1:1
Medium parameters used (interpolated): f = 2437 MHz; σ = 1.86 S/m; ε_r = 39.662; ρ = 1000 kg/m^3
Phantom section: Flat Section
Ambient Temperature:22.6°C;Liquid Temperature:22.4°C;

DASY Configuration:

- Probe: EX3DV4 - SN7494; ConvF(7.91, 7.91, 7.91) @ 2437 MHz; Calibrated: 4/1/2020
- Sensor-Surface: 1.4mm (Mechanical Surface Detection)
- Electronics: DAE4 Sn1549; Calibrated: 4/4/2020
- Phantom: Twin-SAM V8.0 ; Type: QD 000 P41 AA; Serial: 1974
- DASY52 52.10.2(1495); SEMCAD X 14.6.12(7450)

Left/CH 6/Area Scan (41x121x1): Interpolated grid: dx=1.200 mm, dy=1.200 mm
Maximum value of SAR (interpolated) = 0.0984 W/kg

Left/CH 6/Zoom Scan (7x7x7)/Cube 0: Measurement grid: dx=5mm, dy=5mm, dz=5mm
Reference Value = 2.640 V/m; Power Drift = -0.19 dB
Peak SAR (extrapolated) = 0.115 W/kg
SAR(1 g) = 0.061 W/kg; SAR(10 g) = 0.033 W/kg
Maximum value of SAR (measured) = 0.0940 W/kg

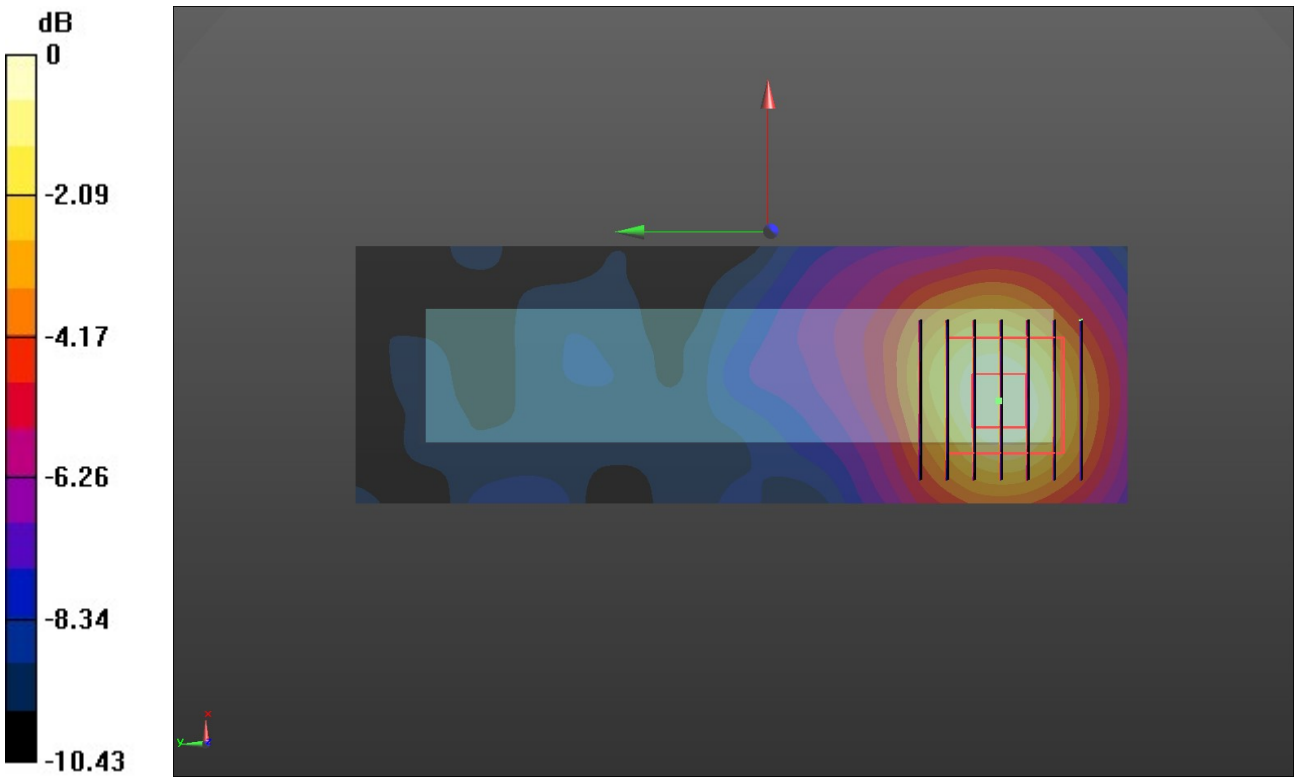

0 dB = 0.0940 W/kg = -10.27 dBW/kg