Test Laboratory: Huatongwei International Inspection Co., Ltd.,SAR Lab Date: 7/17/2020

WIFI 5G U-NII-2A Front-of-face

Communication System: UID 0, Generic WIFI (0); Frequency: 5320 MHz;Duty Cycle: 1:1
Medium parameters used: f = 5320 MHz; σ = 4.622 S/m; ε_r = 34.598; ρ = 1000 kg/m^3
Phantom section: Flat Section
Ambient Temperature:22.2°C;Liquid Temperature:22.0°C;

DASY Configuration:

- Probe: EX3DV4 - SN7494; ConvF(5.58, 5.58, 5.58) @ 5320 MHz; Calibrated: 4/1/2020
- Sensor-Surface: 1.4mm (Mechanical Surface Detection)
- Electronics: DAE4 Sn1549; Calibrated: 4/4/2020
- Phantom: Twin-SAM V8.0 ; Type: QD 000 P41 AA; Serial: 1974
- DASY52 52.10.2(1495); SEMCAD X 14.6.12(7450)

Front/CH 64/Area Scan (81x171x1): Interpolated grid: dx=1.000 mm, dy=1.000 mm
Maximum value of SAR (interpolated) = 0.0810 W/kg

Front/CH 64/Zoom Scan (8x8x7)/Cube 0: Measurement grid: dx=4mm, dy=4mm, dz=1.4mm
Reference Value = 2.257 V/m; Power Drift = -0.15 dB
Peak SAR (extrapolated) = 0.144 W/kg
SAR(1 g) = 0.036 W/kg; SAR(10 g) = 0.019 W/kg
Maximum value of SAR (measured) = 0.0748 W/kg

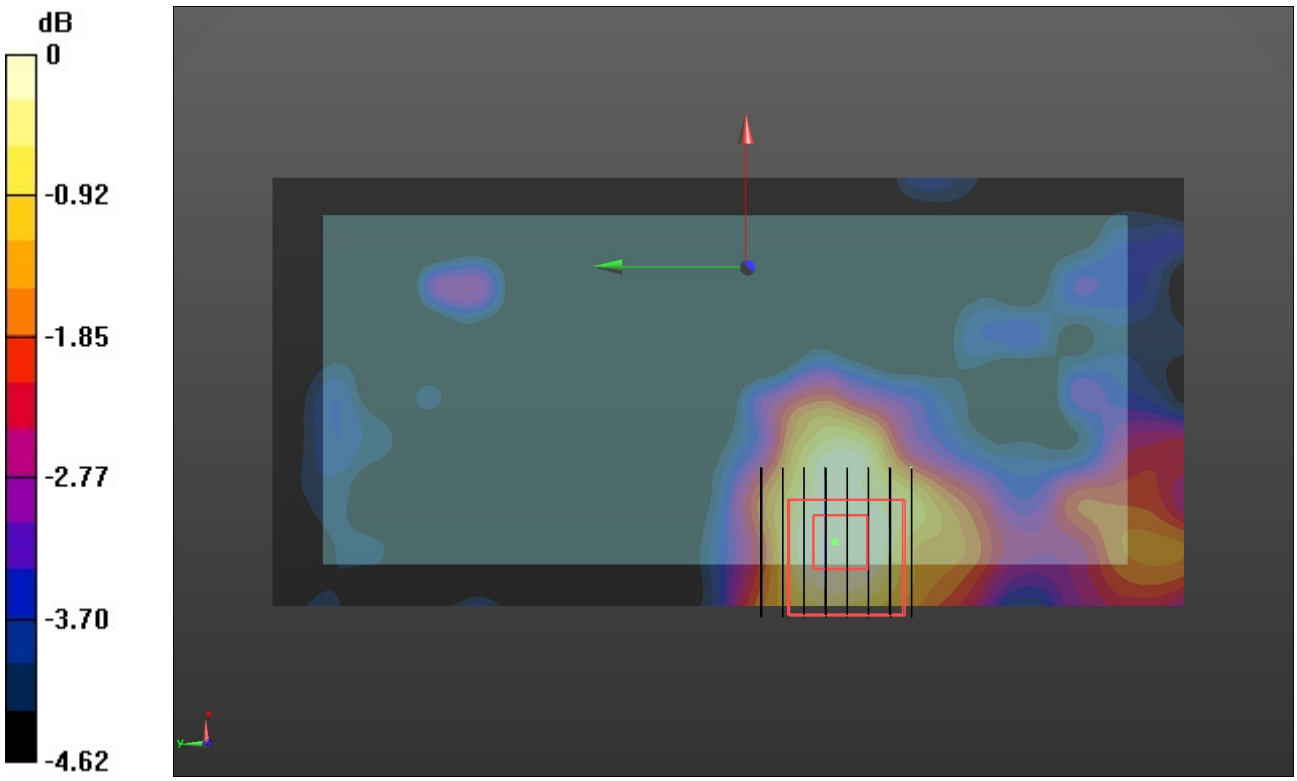

0 dB = 0.0748 W/kg = -11.26 dBW/kg

Test Laboratory: Huatongwei International Inspection Co., Ltd.,SAR Lab Date: 7/16/2020

WIFI 5G U-NII-3 Front-of-face

Communication System: UID 0, Generic WIFI (0); Frequency: 5745 MHz;Duty Cycle: 1:1
Medium parameters used (interpolated): f = 5745 MHz; σ = 5.079 S/m; ε_r = 33.886; ρ = 1000 kg/m^3
Phantom section: Flat Section
Ambient Temperature:22.5°C;Liquid Temperature:22.3°C;

DASY Configuration:

- Probe: EX3DV4 - SN7494; ConvF(4.76, 4.76, 4.76) @ 5745 MHz; Calibrated: 4/1/2020
- Sensor-Surface: 1.4mm (Mechanical Surface Detection)
- Electronics: DAE4 Sn1549; Calibrated: 4/4/2020
- Phantom: Twin-SAM V8.0 ; Type: QD 000 P41 AA; Serial: 1974
- DASY52 52.10.2(1495); SEMCAD X 14.6.12(7450)

Front/CH 149/Area Scan (81x171x1): Interpolated grid: dx=1.000 mm, dy=1.000 mm
Maximum value of SAR (interpolated) = 0.0585 W/kg

Front/CH 149/Zoom Scan (8x8x7)/Cube 0: Measurement grid: dx=4mm, dy=4mm, dz=1.4mm
Reference Value = 3.208 V/m; Power Drift = -0.13 dB
Peak SAR (extrapolated) = 0.133 W/kg
SAR(1 g) = 0.025 W/kg; SAR(10 g) = 0.015 W/kg
Maximum value of SAR (measured) = 0.0477 W/kg

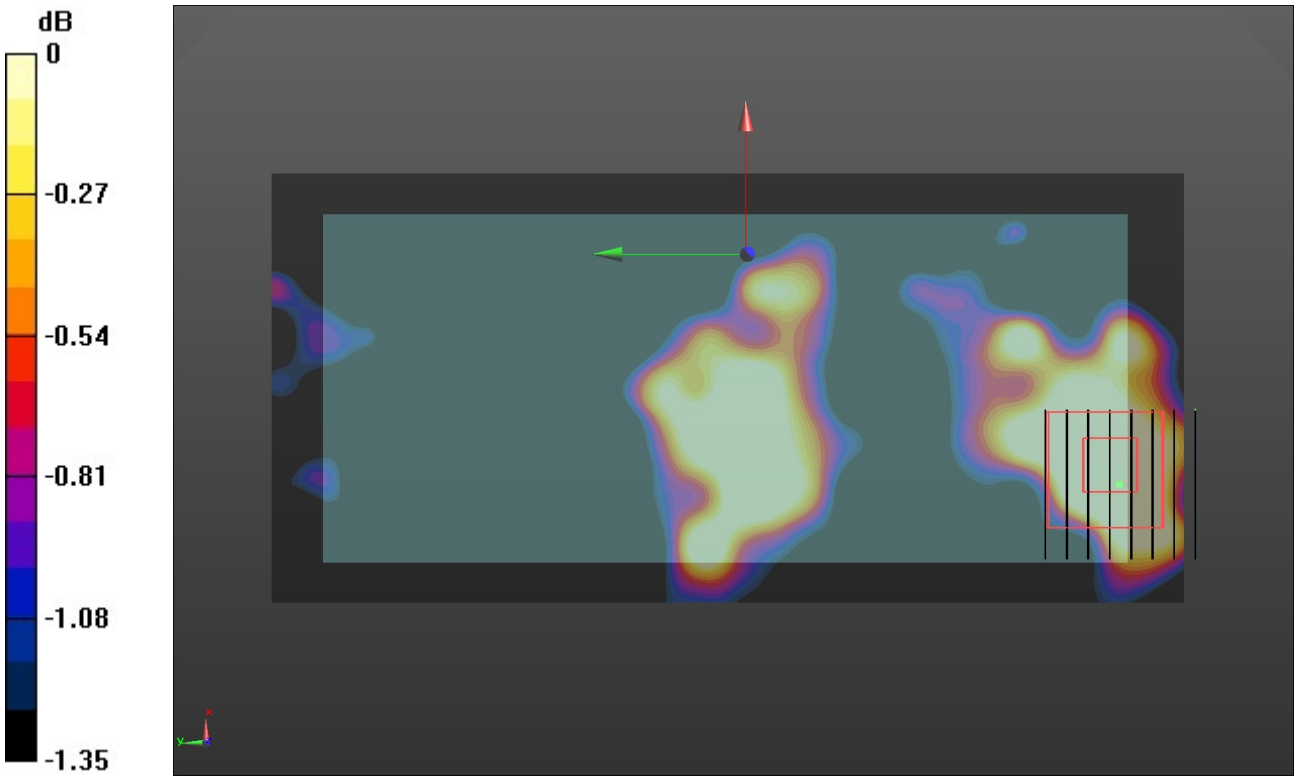

0 dB = 0.0477 W/kg = -13.21 dBW/kg

Test Laboratory: Huatongwei International Inspection Co., Ltd.,SAR Lab Date: 7/9/2020

GSM850 Head

Communication System: UID 0, Generic GPRS(TDMA, GMSK, TN 0-1-2) (0); Frequency: 848.8 MHz;Duty Cycle: 1:2.66993
Medium parameters used (interpolated): f = 848.8 MHz; σ = 0.952 S/m; ε_r = 42.669; ρ = 1000 kg/m^3
Phantom section: Right Section
Ambient Temperature:22.2°C;Liquid Temperature:22.0°C;

DASY Configuration:

- Probe: EX3DV4 - SN7494; ConvF(10.46, 10.46, 10.46) @ 848.8 MHz; Calibrated: 4/1/2020
- Sensor-Surface: 1.4mm (Mechanical Surface Detection)
- Electronics: DAE4 Sn1549; Calibrated: 4/4/2020
- Phantom: Twin-SAM V8.0 ; Type: QD 000 P41 AA; Serial: 1974
- DASY52 52.10.2(1495); SEMCAD X 14.6.12(7450)

Right Cheek Touch/CH 251/Area Scan (61x111x1): Interpolated grid: dx=1.500 mm, dy=1.500 mm
Maximum value of SAR (interpolated) = 1.55 W/kg

Right Cheek Touch/CH 251/Zoom Scan (5x5x7)/Cube 0: Measurement grid: dx=8mm, dy=8mm, dz=5mm
Reference Value = 34.79 V/m; Power Drift = -0.03 dB
Peak SAR (extrapolated) = 1.70 W/kg
SAR(1 g) = 1.22 W/kg; SAR(10 g) = 0.881 W/kg
Maximum value of SAR (measured) = 1.52 W/kg

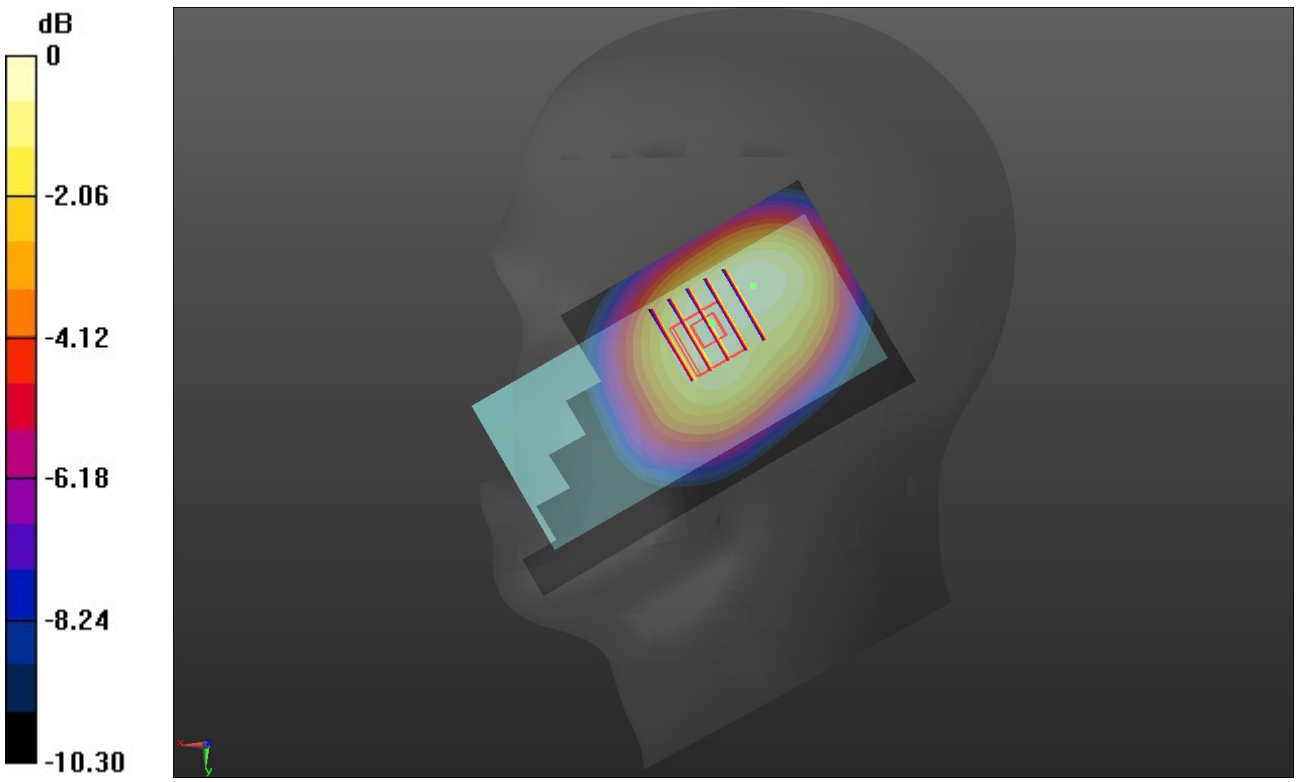

0 dB = 1.52 W/kg = 1.82 dBW/kg

Test Laboratory: Huatongwei International Inspection Co., Ltd.,SAR Lab Date: 7/13/2020

GSM1900 Head

Communication System: UID 0, Generic GPRS(TDMA, GMSK, TN 0-1-2-3) (0); Frequency: 1909.8 MHz;Duty Cycle: 1:2.00447
Medium parameters used: f = 1910 MHz; σ = 1.464 S/m; ε_r = 40.463; ρ = 1000 kg/m^3
Phantom section: Right Section
Ambient Temperature:22.4℃;Liquid Temperature:22.2℃;

DASY Configuration:

- Probe: EX3DV4 - SN7494; ConvF(8.6, 8.6, 8.6) @ 1909.8 MHz; Calibrated: 4/1/2020
- Sensor-Surface: 1.4mm (Mechanical Surface Detection)
- Electronics: DAE4 Sn1549; Calibrated: 4/4/2020
- Phantom: Twin-SAM V8.0 ; Type: QD 000 P41 AA; Serial: 1974
- DASY52 52.10.2(1495); SEMCAD X 14.6.12(7450)

Right Tilt 15/CH 810/Area Scan (61x111x1): Interpolated grid: dx=1.500 mm, dy=1.500 mm
Maximum value of SAR (interpolated) = 1.76 W/kg

Right Tilt 15/CH 810/Zoom Scan (5x5x7)/Cube 0: Measurement grid: dx=8mm, dy=8mm, dz=5mm
Reference Value = 25.15 V/m; Power Drift = 0.05 dB
Peak SAR (extrapolated) = 2.27 W/kg
SAR(1 g) = 1.16 W/kg; SAR(10 g) = 0.634 W/kg
Maximum value of SAR (measured) = 1.83 W/kg



0 dB = 1.83 W/kg = 2.62 dBW/kg

Test Laboratory: Huatongwei International Inspection Co., Ltd.,SAR Lab Date: 7/13/2020

WCDMA Band II Head

Communication System: UID 0, Generic UMTS (0); Frequency: 1907.6 MHz;Duty Cycle: 1:1
Medium parameters used (interpolated): f = 1907.6 MHz; σ = 1.461 S/m; ε_r = 40.468; ρ = 1000 kg/m^3

Phantom section: Right Section
Ambient Temperature:22.6℃;Liquid Temperature:22.4℃;

DASY Configuration:

- Probe: EX3DV4 - SN7494; ConvF(8.6, 8.6, 8.6) @ 1907.6 MHz; Calibrated: 4/1/2020
- Sensor-Surface: 1.4mm (Mechanical Surface Detection)
- Electronics: DAE4 Sn1549; Calibrated: 4/4/2020
- Phantom: Twin-SAM V8.0 ; Type: QD 000 P41 AA; Serial: 1974
- DASY52 52.10.2(1495); SEMCAD X 14.6.12(7450)

Right Tilt 15/CH 9538/Area Scan (61x111x1): Interpolated grid: dx=1.500 mm, dy=1.500 mm
Maximum value of SAR (interpolated) = 0.825 W/kg

Right Tilt 15/CH 9538/Zoom Scan (5x5x7)/Cube 0: Measurement grid: dx=8mm, dy=8mm, dz=5mm
Reference Value = 17.26 V/m; Power Drift = -0.14 dB
Peak SAR (extrapolated) = 1.01 W/kg
SAR(1 g) = 0.517 W/kg; SAR(10 g) = 0.285 W/kg
Maximum value of SAR (measured) = 0.801 W/kg



0 dB = 0.801 W/kg = -0.96 dBW/kg

Test Laboratory: Huatongwei International Inspection Co., Ltd.,SAR Lab Date: 7/9/2020

WCDMA Band V Head

Communication System: UID 0, Generic UMTS (0); Frequency: 846.6 MHz;Duty Cycle: 1:1
Medium parameters used (interpolated): f = 846.6 MHz; σ = 0.951 S/m; ε_r = 42.673; ρ = 1000 kg/m^3
Phantom section: Right Section
Ambient Temperature:22.3°C;Liquid Temperature:22.1°C;

DASY Configuration:

- Probe: EX3DV4 - SN7494; ConvF(10.46, 10.46, 10.46) @ 846.6 MHz; Calibrated: 4/1/2020
- Sensor-Surface: 1.4mm (Mechanical Surface Detection)
- Electronics: DAE4 Sn1549; Calibrated: 4/4/2020
- Phantom: Twin-SAM V8.0 ; Type: QD 000 P41 AA; Serial: 1974
- DASY52 52.10.2(1495); SEMCAD X 14.6.12(7450)

Right Cheek Touch/CH 4233/Area Scan (61x101x1): Interpolated grid: dx=1.500 mm, dy=1.500 mm
Maximum value of SAR (interpolated) = 1.20 W/kg

Right Cheek Touch/CH 4233/Zoom Scan (5x5x7)/Cube 0: Measurement grid: dx=8mm, dy=8mm, dz=5mm
Reference Value = 30.85 V/m; Power Drift = -0.08 dB
Peak SAR (extrapolated) = 1.32 W/kg
SAR(1 g) = 0.922 W/kg; SAR(10 g) = 0.668 W/kg
Maximum value of SAR (measured) = 1.16 W/kg

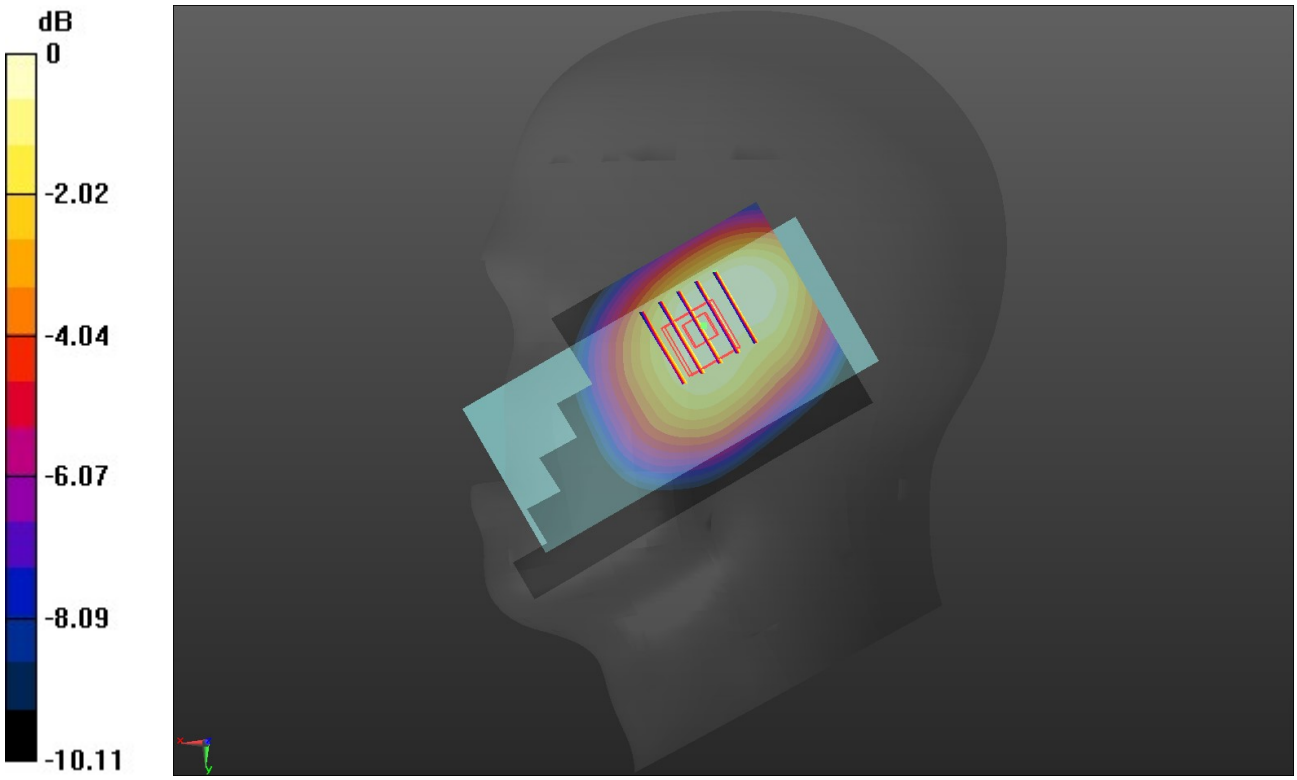

0 dB = 1.16 W/kg = 0.64 dBW/kg

Test Laboratory: Huatongwei International Inspection Co., Ltd.,SAR Lab Date: 7/14/2020

LTE Band 2 Head

Communication System: UID 0, Generic LTE-FDD (0); Frequency: 1900 MHz;Duty Cycle: 1:1
Medium parameters used: f = 1900 MHz; σ = 1.458 S/m; ε_r = 40.478; ρ = 1000 kg/m^3
Phantom section: Right Section
Ambient Temperature:22.5°C;Liquid Temperature:22.3°C;

DASY Configuration:

- Probe: EX3DV4 - SN7494; ConvF(8.6, 8.6, 8.6) @ 1900 MHz; Calibrated: 4/1/2020
- Sensor-Surface: 1.4mm (Mechanical Surface Detection)
- Electronics: DAE4 Sn1549; Calibrated: 4/4/2020
- Phantom: Twin-SAM V8.0 ; Type: QD 000 P41 AA; Serial: 1974
- DASY52 52.10.2(1495); SEMCAD X 14.6.12(7450)

Right Tilt 15/CH 19100/Area Scan (61x111x1): Interpolated grid: dx=1.500 mm, dy=1.500 mm
Maximum value of SAR (interpolated) = 0.863 W/kg

Right Tilt 15/CH 19100/Zoom Scan (5x5x7)/Cube 0: Measurement grid: dx=8mm, dy=8mm, dz=5mm
Reference Value = 18.65 V/m; Power Drift = -0.06 dB
Peak SAR (extrapolated) = 1.10 W/kg
SAR(1 g) = 0.566 W/kg; SAR(10 g) = 0.316 W/kg
Maximum value of SAR (measured) = 0.896 W/kg

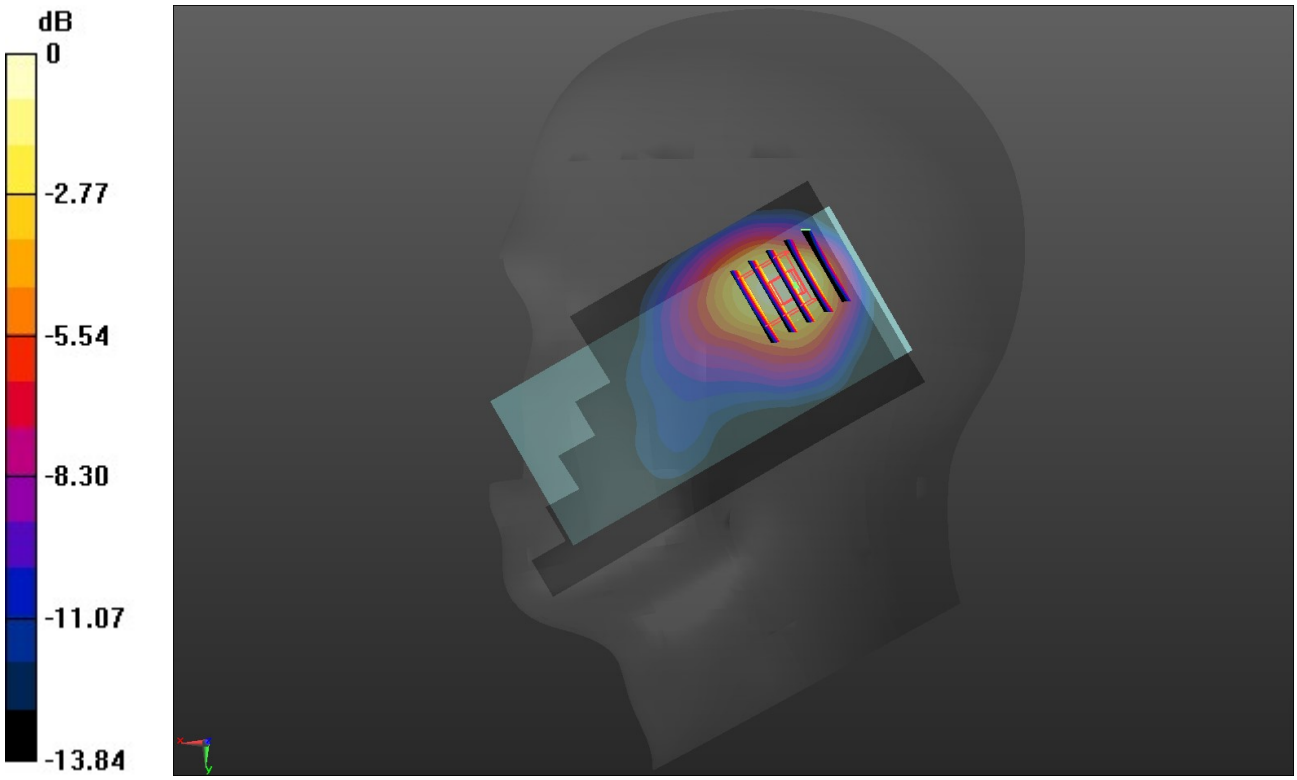

0 dB = 0.896 W/kg = -0.48 dBW/kg

Test Laboratory: Huatongwei International Inspection Co., Ltd.,SAR Lab Date: 7/12/2020

LTE Band 4 Head

Communication System: UID 0, Generic LTE-FDD (0); Frequency: 1720 MHz;Duty Cycle: 1:1
Medium parameters used: f = 1720 MHz; σ = 1.378 S/m; ε_r = 40.776; ρ = 1000 kg/m^3
Phantom section: Right Section
Ambient Temperature:22.6°C;Liquid Temperature:22.4°C;

DASY Configuration:

- Probe: EX3DV4 - SN7494; ConvF(8.92, 8.92, 8.92) @ 1720 MHz; Calibrated: 4/1/2020
- Sensor-Surface: 1.4mm (Mechanical Surface Detection)
- Electronics: DAE4 Sn1549; Calibrated: 4/4/2020
- Phantom: Twin-SAM V8.0 ; Type: QD 000 P41 AA; Serial: 1974
- DASY52 52.10.2(1495); SEMCAD X 14.6.12(7450)

Right Tilt 15/CH 20050/Area Scan (61x111x1): Interpolated grid: dx=1.500 mm, dy=1.500 mm
Maximum value of SAR (interpolated) = 0.981 W/kg

Right Tilt 15/CH 20050/Zoom Scan (5x5x7)/Cube 0: Measurement grid: dx=8mm, dy=8mm, dz=5mm
Reference Value = 21.45 V/m; Power Drift = -0.06 dB
Peak SAR (extrapolated) = 1.15 W/kg
SAR(1 g) = 0.650 W/kg; SAR(10 g) = 0.372 W/kg
Maximum value of SAR (measured) = 0.930 W/kg



0 dB = 0.930 W/kg = -0.32 dBW/kg

Test Laboratory: Huatongwei International Inspection Co., Ltd.,SAR Lab Date: 7/10/2020

LTE Band 5 Head

Communication System: UID 0, Generic LTE-FDD (0); Frequency: 844 MHz;Duty Cycle: 1:1
Medium parameters used (interpolated): f = 844 MHz; σ = 0.95 S/m; ε_r = 42.678; ρ = 1000 kg/m^3
Phantom section: Right Section
Ambient Temperature:22.1°C;Liquid Temperature:21.9°C;

DASY Configuration:

- Probe: EX3DV4 - SN7494; ConvF(10.46, 10.46, 10.46) @ 844 MHz; Calibrated: 4/1/2020
- Sensor-Surface: 1.4mm (Mechanical Surface Detection)
- Electronics: DAE4 Sn1549; Calibrated: 4/4/2020
- Phantom: Twin-SAM V8.0 ; Type: QD 000 P41 AA; Serial: 1974
- DASY52 52.10.2(1495); SEMCAD X 14.6.12(7450)

Right Cheek Touch/CH 20600/Area Scan (61x111x1): Interpolated grid: dx=1.500 mm, dy=1.500 mm
Maximum value of SAR (interpolated) = 1.42 W/kg

Right Cheek Touch/CH 20600/Zoom Scan (5x5x7)/Cube 0: Measurement grid: dx=8mm, dy=8mm, dz=5mm
Reference Value = 34.01 V/m; Power Drift = 0.05 dB
Peak SAR (extrapolated) = 1.55 W/kg
SAR(1 g) = 1.09 W/kg; SAR(10 g) = 0.792 W/kg
Maximum value of SAR (measured) = 1.38 W/kg

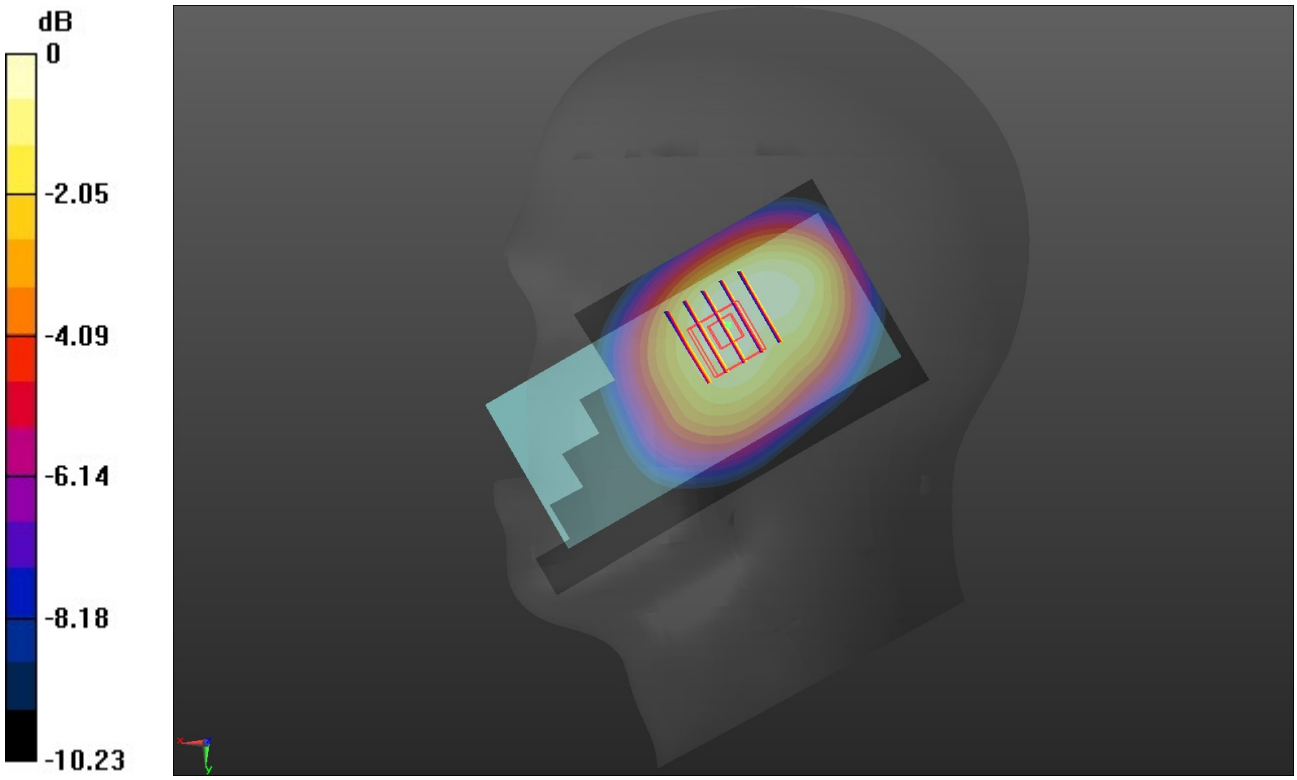

0 dB = 1.38 W/kg = 1.40 dBW/kg

Test Laboratory: Huatongwei International Inspection Co., Ltd.,SAR Lab Date: 7/15/2020

LTE Band 7 Head

Communication System: UID 0, Generic LTE-FDD (0); Frequency: 2560 MHz;Duty Cycle: 1:1
Medium parameters used: f = 2560 MHz; σ = 1.957 S/m; ε_r = 39.453; ρ = 1000 kg/m^3
Phantom section: Right Section
Ambient Temperature:22.6°C;Liquid Temperature:22.4°C;

DASY Configuration:

- Probe: EX3DV4 - SN7494; ConvF(7.72, 7.72, 7.72) @ 2560 MHz; Calibrated: 4/1/2020
- Sensor-Surface: 1.4mm (Mechanical Surface Detection)
- Electronics: DAE4 Sn1549; Calibrated: 4/4/2020
- Phantom: Twin-SAM V8.0 ; Type: QD 000 P41 AA; Serial: 1974
- DASY52 52.10.2(1495); SEMCAD X 14.6.12(7450)

Right Tilt 15/CH 21350/Area Scan (81x141x1): Interpolated grid: dx=1.200 mm, dy=1.200 mm
Maximum value of SAR (interpolated) = 1.10 W/kg

Right Tilt 15/CH 21350/Zoom Scan (7x7x7)/Cube 0: Measurement grid: dx=5mm, dy=5mm, dz=5mm
Reference Value = 17.42 V/m; Power Drift = -0.13 dB
Peak SAR (extrapolated) = 1.39 W/kg
SAR(1 g) = 0.656 W/kg; SAR(10 g) = 0.308 W/kg
Maximum value of SAR (measured) = 1.07 W/kg

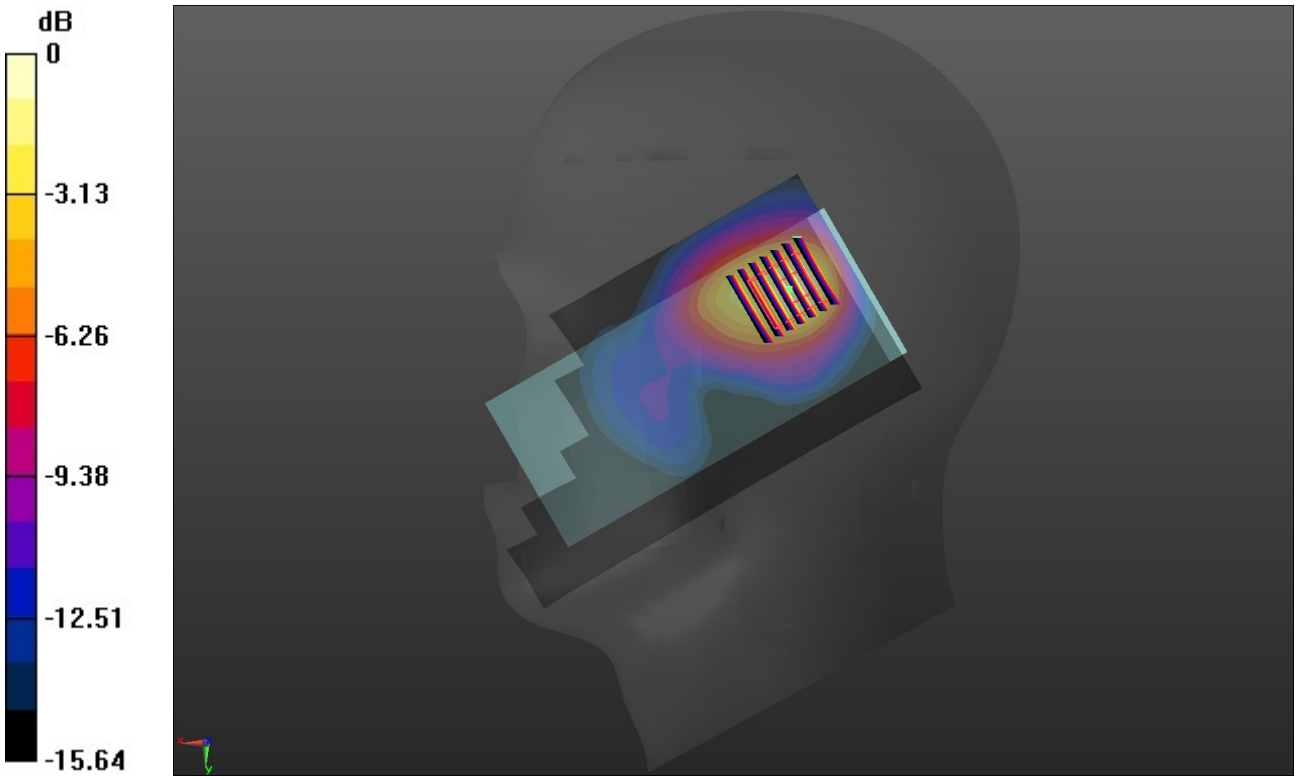

0 dB = 1.07 W/kg = 0.29 dBW/kg

Test Laboratory: Huatongwei International Inspection Co., Ltd.,SAR Lab Date: 7/11/2020

LTE Band 12 Head

Communication System: UID 0, Generic LTE-FDD (0); Frequency: 707.5 MHz;Duty Cycle: 1:1
Medium parameters used (interpolated): f = 707.5 MHz; σ = 0.9 S/m; ε_r = 43.109; ρ = 1000 kg/m^3
Phantom section: Right Section
Ambient Temperature:22.3°C;Liquid Temperature:22.1°C;

DASY Configuration:

- Probe: EX3DV4 - SN7494; ConvF(10.76, 10.76, 10.76) @ 707.5 MHz; Calibrated: 4/1/2020
- Sensor-Surface: 1.4mm (Mechanical Surface Detection)
- Electronics: DAE4 Sn1549; Calibrated: 4/4/2020
- Phantom: Twin-SAM V8.0 ; Type: QD 000 P41 AA; Serial: 1974
- DASY52 52.10.2(1495); SEMCAD X 14.6.12(7450)

Right Cheek Touch/CH 23095/Area Scan (61x111x1): Interpolated grid: dx=1.500 mm, dy=1.500 mm
Maximum value of SAR (interpolated) = 1.08 W/kg

Right Cheek Touch/CH 23095/Zoom Scan (5x5x7)/Cube 0: Measurement grid: dx=8mm, dy=8mm, dz=5mm
Reference Value = 31.12 V/m; Power Drift = 0.08 dB
Peak SAR (extrapolated) = 1.18 W/kg
SAR(1 g) = 0.820 W/kg; SAR(10 g) = 0.573 W/kg
Maximum value of SAR (measured) = 1.03 W/kg

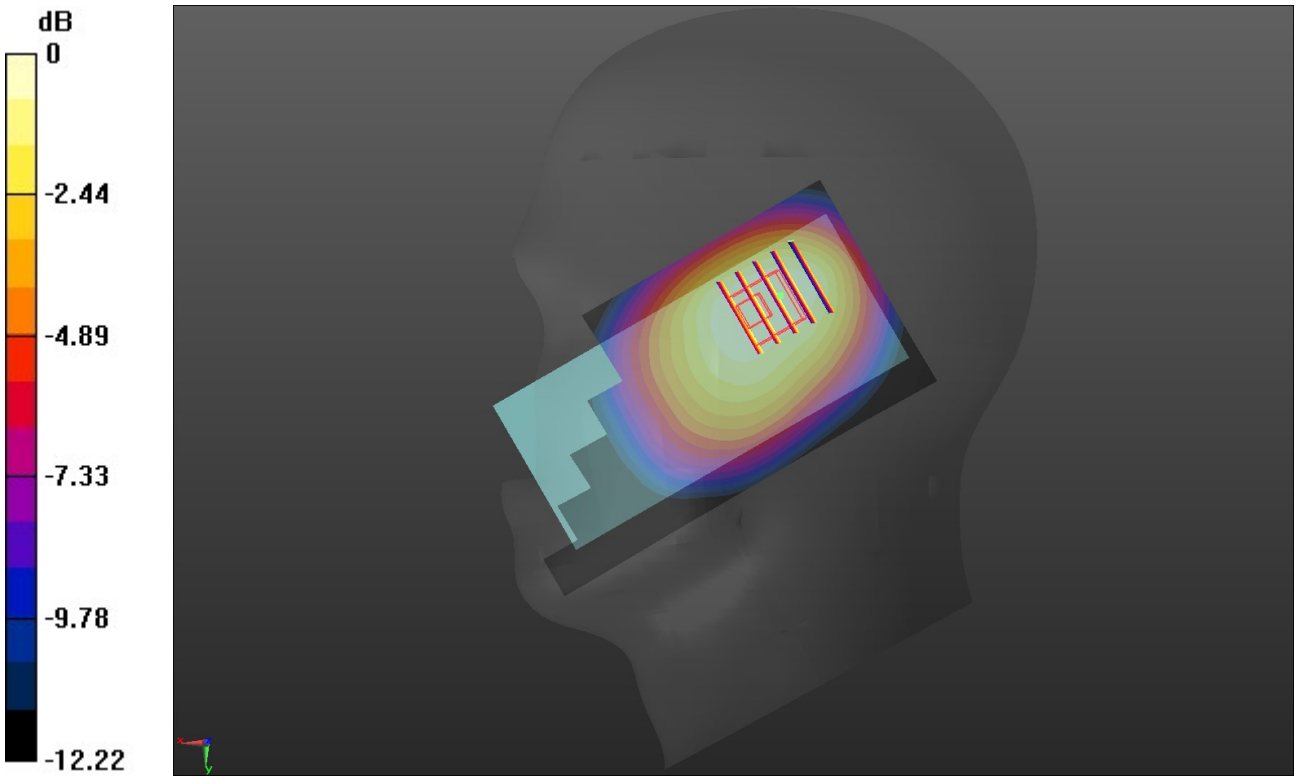

0 dB = 1.03 W/kg = 0.13 dBW/kg

Test Laboratory: Huatongwei International Inspection Co., Ltd.,SAR Lab Date: 7/11/2020

LTE Band 13 Head

Communication System: UID 0, Generic LTE-FDD (0); Frequency: 782 MHz;Duty Cycle: 1:1
Medium parameters used (interpolated): f = 782 MHz; σ = 0.926 S/m; ε_r = 42.865; ρ = 1000 kg/m^3
Phantom section: Right Section
Ambient Temperature:22.2°C;Liquid Temperature:22.0°C;

DASY Configuration:

- Probe: EX3DV4 - SN7494; ConvF(10.76, 10.76, 10.76) @ 782 MHz; Calibrated: 4/1/2020
- Sensor-Surface: 1.4mm (Mechanical Surface Detection)
- Electronics: DAE4 Sn1549; Calibrated: 4/4/2020
- Phantom: Twin-SAM V8.0 ; Type: QD 000 P41 AA; Serial: 1974
- DASY52 52.10.2(1495); SEMCAD X 14.6.12(7450)

Right Cheek Touch/CH 23230/Area Scan (61x111x1): Interpolated grid: dx=1.500 mm, dy=1.500 mm
Maximum value of SAR (interpolated) = 1.18 W/kg

Right Cheek Touch/CH 23230/Zoom Scan (5x5x7)/Cube 0: Measurement grid: dx=8mm, dy=8mm, dz=5mm
Reference Value = 32.19 V/m; Power Drift = -0.01 dB
Peak SAR (extrapolated) = 1.31 W/kg
SAR(1 g) = 0.927 W/kg; SAR(10 g) = 0.671 W/kg
Maximum value of SAR (measured) = 1.17 W/kg



0 dB = 1.17 W/kg = 0.68 dBW/kg

Test Laboratory: Huatongwei International Inspection Co., Ltd.,SAR Lab Date: 7/12/2020

LTE Band 17 Head

Communication System: UID 0, Generic LTE-FDD (0); Frequency: 711 MHz;Duty Cycle: 1:1
Medium parameters used (interpolated): f = 711 MHz; σ = 0.901 S/m; ε_r = 43.098; ρ = 1000 kg/m^3
Phantom section: Right Section
Ambient Temperature:22.5°C;Liquid Temperature:22.3°C;

DASY Configuration:

- Probe: EX3DV4 - SN7494; ConvF(10.76, 10.76, 10.76) @ 711 MHz; Calibrated: 4/1/2020
- Sensor-Surface: 1.4mm (Mechanical Surface Detection)
- Electronics: DAE4 Sn1549; Calibrated: 4/4/2020
- Phantom: Twin-SAM V8.0 ; Type: QD 000 P41 AA; Serial: 1974
- DASY52 52.10.2(1495); SEMCAD X 14.6.12(7450)

Right Cheek Touch/CH 23800/Area Scan (61x111x1): Interpolated grid: dx=1.500 mm, dy=1.500 mm
Maximum value of SAR (interpolated) = 1.09 W/kg

Right Cheek Touch/CH 23800/Zoom Scan (5x5x7)/Cube 0: Measurement grid: dx=8mm, dy=8mm, dz=5mm
Reference Value = 31.53 V/m; Power Drift = -0.03 dB
Peak SAR (extrapolated) = 1.19 W/kg
SAR(1 g) = 0.827 W/kg; SAR(10 g) = 0.577 W/kg
Maximum value of SAR (measured) = 1.04 W/kg

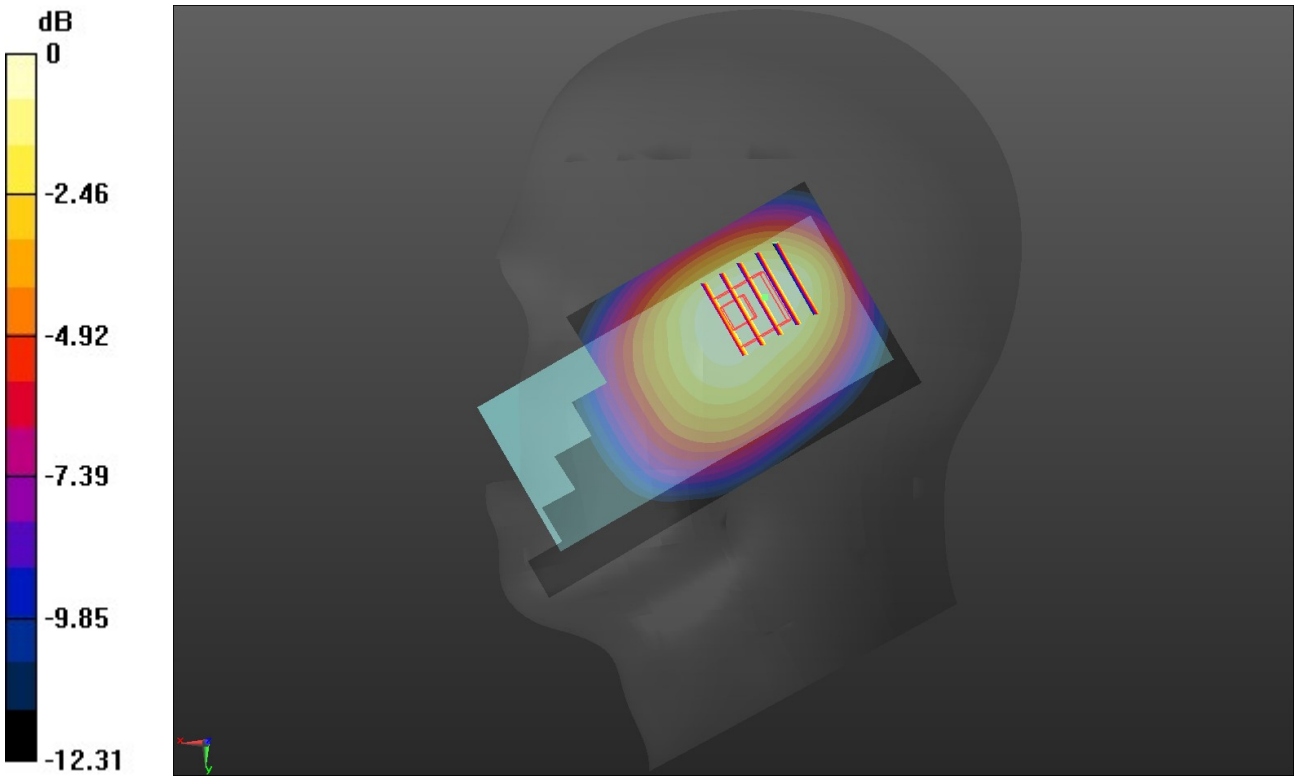

0 dB = 1.04 W/kg = 0.17 dBW/kg

Test Laboratory: Huatongwei International Inspection Co., Ltd.,SAR Lab Date: 7/14/2020

LTE Band 25 Head

Communication System: UID 0, Generic LTE-FDD (0); Frequency: 1882.5 MHz;Duty Cycle: 1:1
Medium parameters used (interpolated): f = 1882.5 MHz; σ = 1.466 S/m; ε_r = 40.495; ρ = 1000 kg/m^3

Phantom section: Right Section
Ambient Temperature:22.8℃;Liquid Temperature:22.6℃;

DASY Configuration:

- Probe: EX3DV4 - SN7494; ConvF(8.6, 8.6, 8.6) @ 1882.5 MHz; Calibrated: 4/1/2020
- Sensor-Surface: 1.4mm (Mechanical Surface Detection)
- Electronics: DAE4 Sn1549; Calibrated: 4/4/2020
- Phantom: Twin-SAM V8.0 ; Type: QD 000 P41 AA; Serial: 1974
- DASY52 52.10.2(1495); SEMCAD X 14.6.12(7450)

Right Tilt 15/CH 26365/Area Scan (61x111x1): Interpolated grid: dx=1.500 mm, dy=1.500 mm
Maximum value of SAR (interpolated) = 0.821 W/kg

Right Tilt 15/CH 26365/Zoom Scan (5x5x7)/Cube 0: Measurement grid: dx=8mm, dy=8mm, dz=5mm
Reference Value = 18.96 V/m; Power Drift = -0.09 dB
Peak SAR (extrapolated) = 1.05 W/kg
SAR(1 g) = 0.542 W/kg; SAR(10 g) = 0.306 W/kg
Maximum value of SAR (measured) = 0.832 W/kg



0 dB = 0.832 W/kg = -0.80 dBW/kg

Test Laboratory: Huatongwei International Inspection Co., Ltd.,SAR Lab Date: 7/10/2020

LTE Band 26 Head

Communication System: UID 0, Generic LTE-FDD (0); Frequency: 831.5 MHz;Duty Cycle: 1:1
Medium parameters used (interpolated): f = 831.5 MHz; σ = 0.945 S/m; ε_r = 42.703; ρ = 1000 kg/m^3
Phantom section: Right Section
Ambient Temperature:22.5°C;Liquid Temperature:22.3°C;

DASY Configuration:

- Probe: EX3DV4 - SN7494; ConvF(10.46, 10.46, 10.46) @ 831.5 MHz; Calibrated: 4/1/2020
- Sensor-Surface: 1.4mm (Mechanical Surface Detection)
- Electronics: DAE4 Sn1549; Calibrated: 4/4/2020
- Phantom: Twin-SAM V8.0 ; Type: QD 000 P41 AA; Serial: 1974
- DASY52 52.10.2(1495); SEMCAD X 14.6.12(7450)

Right Cheek Touch/CH 26865/Area Scan (61x111x1): Interpolated grid: dx=1.500 mm, dy=1.500 mm
Maximum value of SAR (interpolated) = 1.18 W/kg

Right Cheek Touch/CH 26865/Zoom Scan (5x5x7)/Cube 0: Measurement grid: dx=8mm, dy=8mm, dz=5mm
Reference Value = 32.46 V/m; Power Drift = -0.01 dB
Peak SAR (extrapolated) = 1.31 W/kg
SAR(1 g) = 0.940 W/kg; SAR(10 g) = 0.687 W/kg
Maximum value of SAR (measured) = 1.17 W/kg

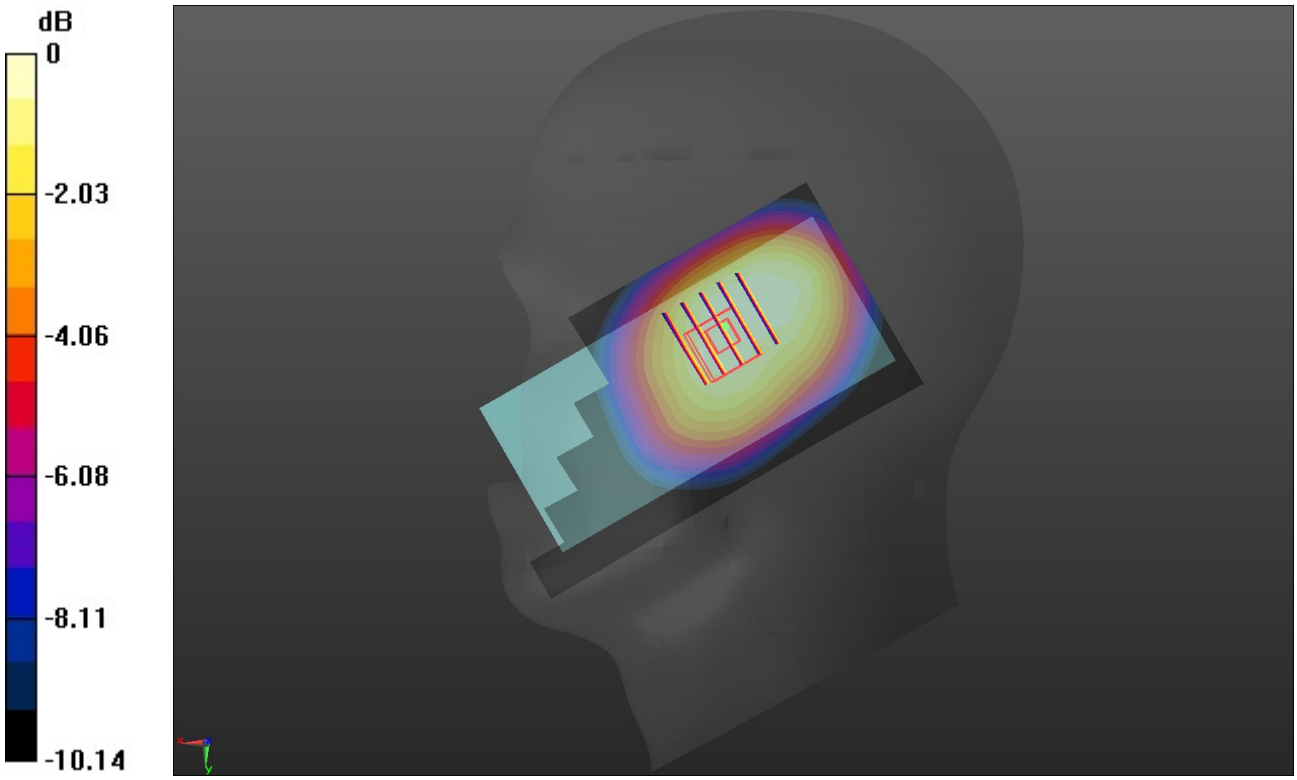

0 dB = 1.17 W/kg = 0.68 dBW/kg

Test Laboratory: Huatongwei International Inspection Co., Ltd.,SAR Lab Date: 7/15/2020

LTE Band 41 Head

Communication System: UID 0, Generic LTE-TDD (0); Frequency: 2600 MHz;Duty Cycle: 1:1.57979
Medium parameters used: f = 2600 MHz; σ = 1.99 S/m; ε_r = 39.388; ρ = 1000 kg/m^3
Phantom section: Right Section
Ambient Temperature:22.2°C;Liquid Temperature:22.0°C;

DASY Configuration:

- Probe: EX3DV4 - SN7494; ConvF(7.72, 7.72, 7.72) @ 2600 MHz; Calibrated: 4/1/2020
- Sensor-Surface: 1.4mm (Mechanical Surface Detection)
- Electronics: DAE4 Sn1549; Calibrated: 4/4/2020
- Phantom: Twin-SAM V8.0 ; Type: QD 000 P41 AA; Serial: 1974
- DASY52 52.10.2(1495); SEMCAD X 14.6.12(7450)

Right Tilt 15/CH 40690/Area Scan (81x141x1): Interpolated grid: dx=1.200 mm, dy=1.200 mm
Maximum value of SAR (interpolated) = 1.68 W/kg

Right Tilt 15/CH 40690/Zoom Scan (7x7x7)/Cube 0: Measurement grid: dx=5mm, dy=5mm, dz=5mm
Reference Value = 19.60 V/m; Power Drift = -0.04 dB
Peak SAR (extrapolated) = 2.15 W/kg
SAR(1 g) = 1.02 W/kg; SAR(10 g) = 0.465 W/kg
Maximum value of SAR (measured) = 1.71 W/kg



0 dB = 1.71 W/kg = 2.33 dBW/kg

Test Laboratory: Huatongwei International Inspection Co., Ltd.,SAR Lab Date: 7/16/2020

WIFI 2.4G Head

Communication System: UID 0, Generic WIFI (0); Frequency: 2412 MHz;Duty Cycle: 1:1
Medium parameters used (interpolated): f = 2412 MHz; σ = 1.839 S/m; ε_r = 39.716; ρ = 1000 kg/m^3
Phantom section: Left Section
Ambient Temperature:22.2°C;Liquid Temperature:22.0°C;

DASY Configuration:

- Probe: EX3DV4 - SN7494; ConvF(7.91, 7.91, 7.91) @ 2412 MHz; Calibrated: 4/1/2020
- Sensor-Surface: 1.4mm (Mechanical Surface Detection)
- Electronics: DAE4 Sn1549; Calibrated: 4/4/2020
- Phantom: Twin-SAM V8.0 ; Type: QD 000 P41 AA; Serial: 1974
- DASY52 52.10.2(1495); SEMCAD X 14.6.12(7450)

Left Cheek Touch/CH 1/Area Scan (71x141x1): Interpolated grid: dx=1.200 mm, dy=1.200 mm
Maximum value of SAR (interpolated) = 0.166 W/kg

Left Cheek Touch/CH 1/Zoom Scan (7x7x7)/Cube 0: Measurement grid: dx=5mm, dy=5mm, dz=5mm
Reference Value = 4.531 V/m; Power Drift = -0.12 dB
Peak SAR (extrapolated) = 0.211 W/kg
SAR(1 g) = 0.108 W/kg; SAR(10 g) = 0.051 W/kg
Maximum value of SAR (measured) = 0.174 W/kg



0 dB = 0.174 W/kg = -7.59 dBW/kg