Test Laboratory: Huatongwei International Inspection Co., Ltd.,SAR Lab Date: 7/17/2020

WIFI 5G U-NII-1 Head

Communication System: UID 0, Generic WIFI (0); Frequency: 5220 MHz;Duty Cycle: 1:1
Medium parameters used (interpolated): f = 5220 MHz; σ = 4.518 S/m; ε_r = 34.8; ρ = 1000 kg/m^3
Phantom section: Left Section
Ambient Temperature:22.1°C;Liquid Temperature:21.9°C;

DASY Configuration:

- Probe: EX3DV4 - SN7494; ConvF(5.58, 5.58, 5.58) @ 5220 MHz; Calibrated: 4/1/2020
- Sensor-Surface: 1.4mm (Mechanical Surface Detection)
- Electronics: DAE4 Sn1549; Calibrated: 4/4/2020
- Phantom: Twin-SAM V8.0 ; Type: QD 000 P41 AA; Serial: 1974
- DASY52 52.10.2(1495); SEMCAD X 14.6.12(7450)

Left Cheek Touch/CH 44/Area Scan (81x161x1): Interpolated grid: dx=1.000 mm, dy=1.000 mm
Maximum value of SAR (interpolated) = 1.06 W/kg

Left Cheek Touch/CH 44/Zoom Scan (8x8x7)/Cube 0: Measurement grid: dx=4mm, dy=4mm, dz=1.4mm
Reference Value = 3.314 V/m; Power Drift = -0.04 dB
Peak SAR (extrapolated) = 1.65 W/kg
SAR(1 g) = 0.422 W/kg; SAR(10 g) = 0.149 W/kg
Maximum value of SAR (measured) = 0.964 W/kg



0 dB = 0.964 W/kg = -0.16 dBW/kg

Test Laboratory: Huatongwei International Inspection Co., Ltd.,SAR Lab Date: 7/17/2020

WIFI 5G U-NII-2A Head

Communication System: UID 0, Generic WIFI (0); Frequency: 5320 MHz;Duty Cycle: 1:1
Medium parameters used: f = 5320 MHz; σ = 4.622 S/m; ε_r = 34.598; ρ = 1000 kg/m^3
Phantom section: Left Section
Ambient Temperature:22.3°C;Liquid Temperature:22.1°C;

DASY Configuration:

- Probe: EX3DV4 - SN7494; ConvF(5.58, 5.58, 5.58) @ 5320 MHz; Calibrated: 4/1/2020
- Sensor-Surface: 1.4mm (Mechanical Surface Detection)
- Electronics: DAE4 Sn1549; Calibrated: 4/4/2020
- Phantom: Twin-SAM V8.0 ; Type: QD 000 P41 AA; Serial: 1974
- DASY52 52.10.2(1495); SEMCAD X 14.6.12(7450)

Left Cheek Touch/CH 64/Area Scan (81x161x1): Interpolated grid: dx=1.000 mm, dy=1.000 mm
Maximum value of SAR (interpolated) = 0.711 W/kg

Left Cheek Touch/CH 64/Zoom Scan (8x8x7)/Cube 0: Measurement grid: dx=4mm, dy=4mm, dz=1.4mm
Reference Value = 2.231 V/m; Power Drift = -0.17 dB
Peak SAR (extrapolated) = 1.19 W/kg
SAR(1 g) = 0.297 W/kg; SAR(10 g) = 0.106 W/kg
Maximum value of SAR (measured) = 0.680 W/kg

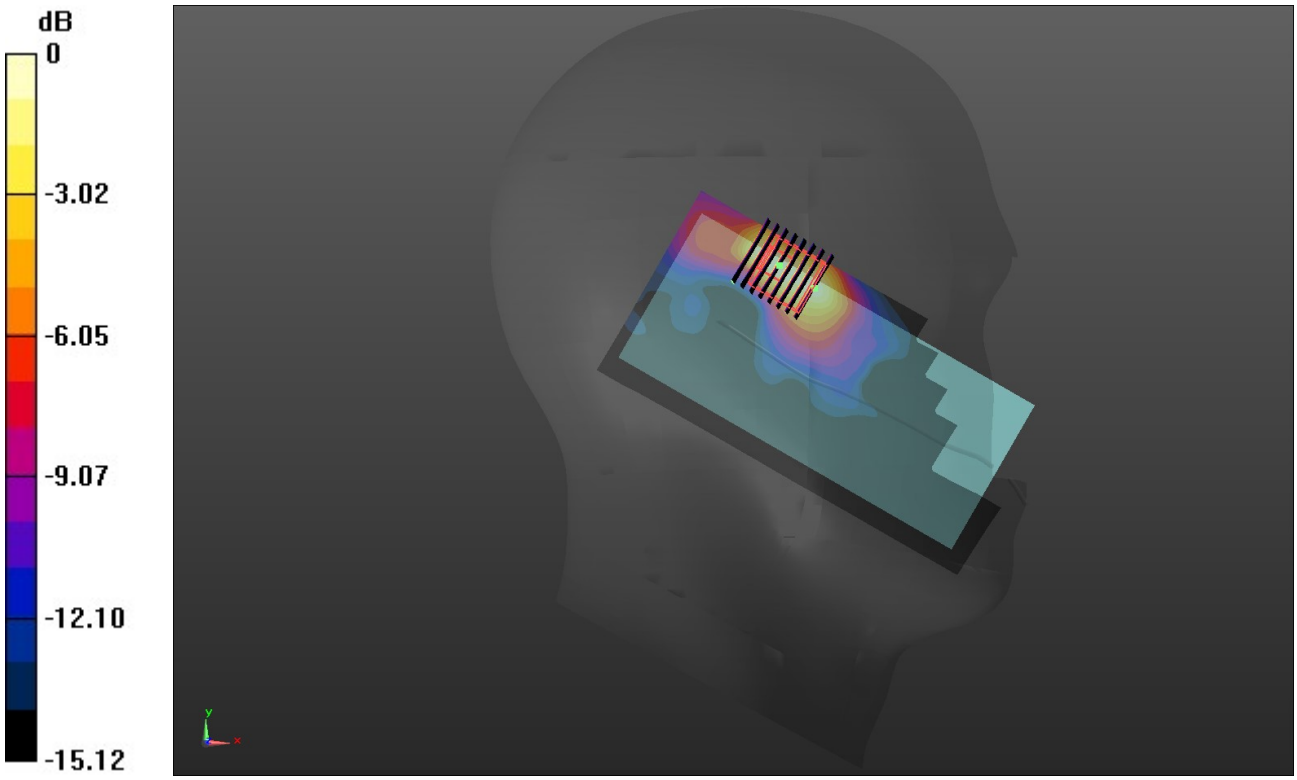

0 dB = 0.680 W/kg = -1.67 dBW/kg

Test Laboratory: Huatongwei International Inspection Co., Ltd.,SAR Lab Date: 7/16/2020

WIFI 5G U-NII-3 Head

Communication System: UID 0, Generic WIFI (0); Frequency: 5745 MHz;Duty Cycle: 1:1
Medium parameters used (interpolated): f = 5745 MHz; σ = 5.079 S/m; ε_r = 33.886; ρ = 1000 kg/m^3
Phantom section: Left Section
Ambient Temperature:22.6°C;Liquid Temperature:22.4°C;

DASY Configuration:

- Probe: EX3DV4 - SN7494; ConvF(4.76, 4.76, 4.76) @ 5745 MHz; Calibrated: 4/1/2020
- Sensor-Surface: 1.4mm (Mechanical Surface Detection)
- Electronics: DAE4 Sn1549; Calibrated: 4/4/2020
- Phantom: Twin-SAM V8.0 ; Type: QD 000 P41 AA; Serial: 1974
- DASY52 52.10.2(1495); SEMCAD X 14.6.12(7450)

Left Cheek Touch/CH 149/Area Scan (81x161x1): Interpolated grid: dx=1.000 mm, dy=1.000 mm
Maximum value of SAR (interpolated) = 0.561 W/kg

Left Cheek Touch/CH 149/Zoom Scan (8x8x7)/Cube 0: Measurement grid: dx=4mm, dy=4mm, dz=1.4mm
Reference Value = 3.783 V/m; Power Drift = -0.19 dB
Peak SAR (extrapolated) = 0.928 W/kg
SAR(1 g) = 0.221 W/kg; SAR(10 g) = 0.079 W/kg
Maximum value of SAR (measured) = 0.520 W/kg



0 dB = 0.520 W/kg = -2.84 dBW/kg

Test Laboratory: Huatongwei International Inspection Co., Ltd.,SAR Lab Date: 7/9/2020

GSM850 Body-worn&Hotspot

Communication System: UID 0, Generic GPRS(TDMA, GMSK, TN 0-1-2) (0); Frequency: 848.8 MHz;Duty Cycle: 1:2.66993
Medium parameters used (interpolated): f = 848.8 MHz; σ = 0.952 S/m; ε_r = 42.669; ρ = 1000 kg/m^3
Phantom section: Flat Section
Ambient Temperature:22.2℃;Liquid Temperature:22.0℃;

DASY Configuration:

- Probe: EX3DV4 - SN7494; ConvF(10.46, 10.46, 10.46) @ 848.8 MHz; Calibrated: 4/1/2020
- Sensor-Surface: 1.4mm (Mechanical Surface Detection)
- Electronics: DAE4 Sn1549; Calibrated: 4/4/2020
- Phantom: Twin-SAM V8.0 ; Type: QD 000 P41 AA; Serial: 1974
- DASY52 52.10.2(1495); SEMCAD X 14.6.12(7450)

Rear/CH 251/Area Scan (61x121x1): Interpolated grid: dx=1.500 mm, dy=1.500 mm
Maximum value of SAR (interpolated) = 1.26 W/kg

Rear/CH 251/Zoom Scan (5x5x7)/Cube 0: Measurement grid: dx=8mm, dy=8mm, dz=5mm
Reference Value = 37.19 V/m; Power Drift = -0.03 dB
Peak SAR (extrapolated) = 1.41 W/kg
SAR(1 g) = 0.995 W/kg; SAR(10 g) = 0.721 W/kg
Maximum value of SAR (measured) = 1.25 W/kg

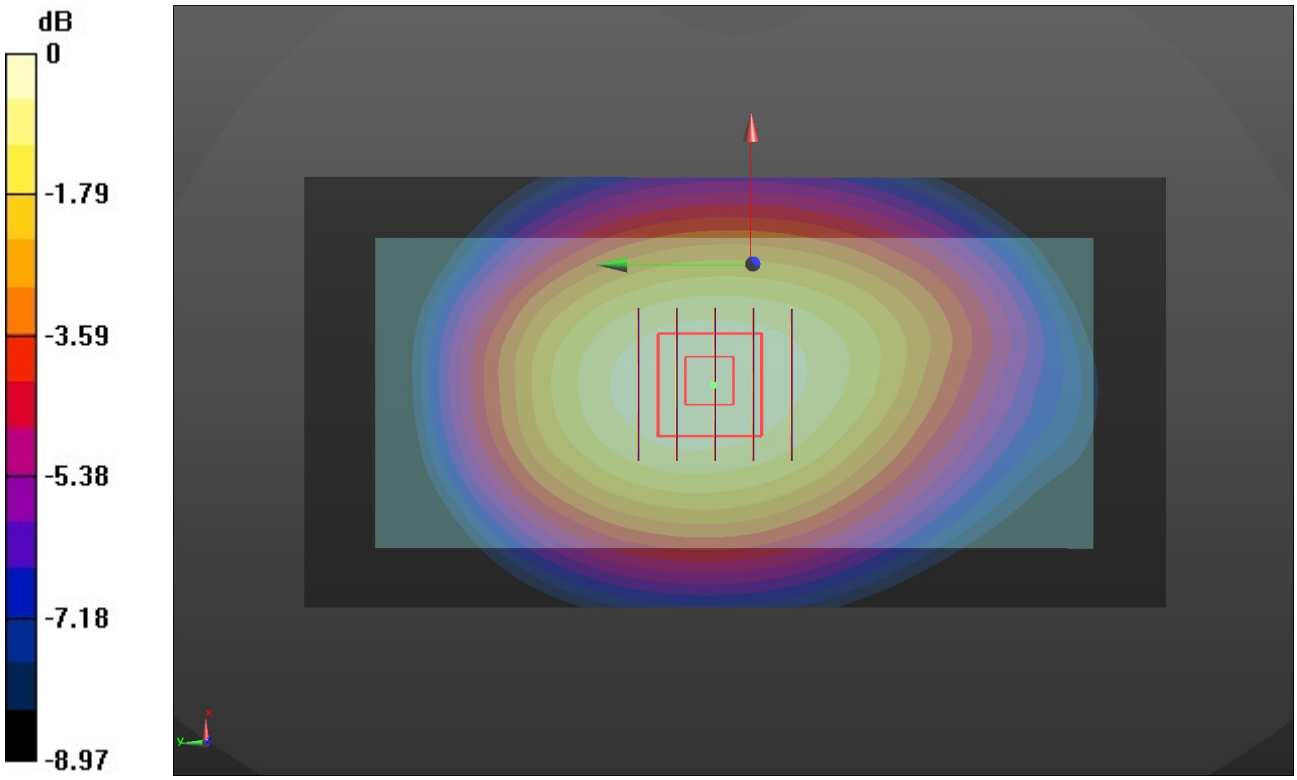

0 dB = 1.25 W/kg = 0.97 dBW/kg

Test Laboratory: Huatongwei International Inspection Co., Ltd.,SAR Lab Date: 7/13/2020

GSM1900 Body-worn&Hotspot

Communication System: UID 0, Generic GPRS(TDMA, GMSK, TN 0-1-2-3) (0); Frequency: 1909.8 MHz;Duty Cycle: 1:2.00447
Medium parameters used: f = 1910 MHz; σ = 1.464 S/m; ε_r = 40.463; ρ = 1000 kg/m^3
Phantom section: Flat Section
Ambient Temperature22.3:℃;Liquid Temperature:22.1℃;

DASY Configuration:

- Probe: EX3DV4 - SN7494; ConvF(8.6, 8.6, 8.6) @ 1909.8 MHz; Calibrated: 4/1/2020
- Sensor-Surface: 1.4mm (Mechanical Surface Detection)
- Electronics: DAE4 Sn1549; Calibrated: 4/4/2020
- Phantom: Twin-SAM V8.0 ; Type: QD 000 P41 AA; Serial: 1974
- DASY52 52.10.2(1495); SEMCAD X 14.6.12(7450)

Front/CH 810/Area Scan (61x121x1): Interpolated grid: dx=1.500 mm, dy=1.500 mm
Maximum value of SAR (interpolated) = 0.596 W/kg

Front/CH 810/Zoom Scan (5x5x7)/Cube 0: Measurement grid: dx=8mm, dy=8mm, dz=5mm
Reference Value = 10.14 V/m; Power Drift = -0.14 dB
Peak SAR (extrapolated) = 0.706 W/kg
SAR(1 g) = 0.415 W/kg; SAR(10 g) = 0.252 W/kg
Maximum value of SAR (measured) = 0.588 W/kg

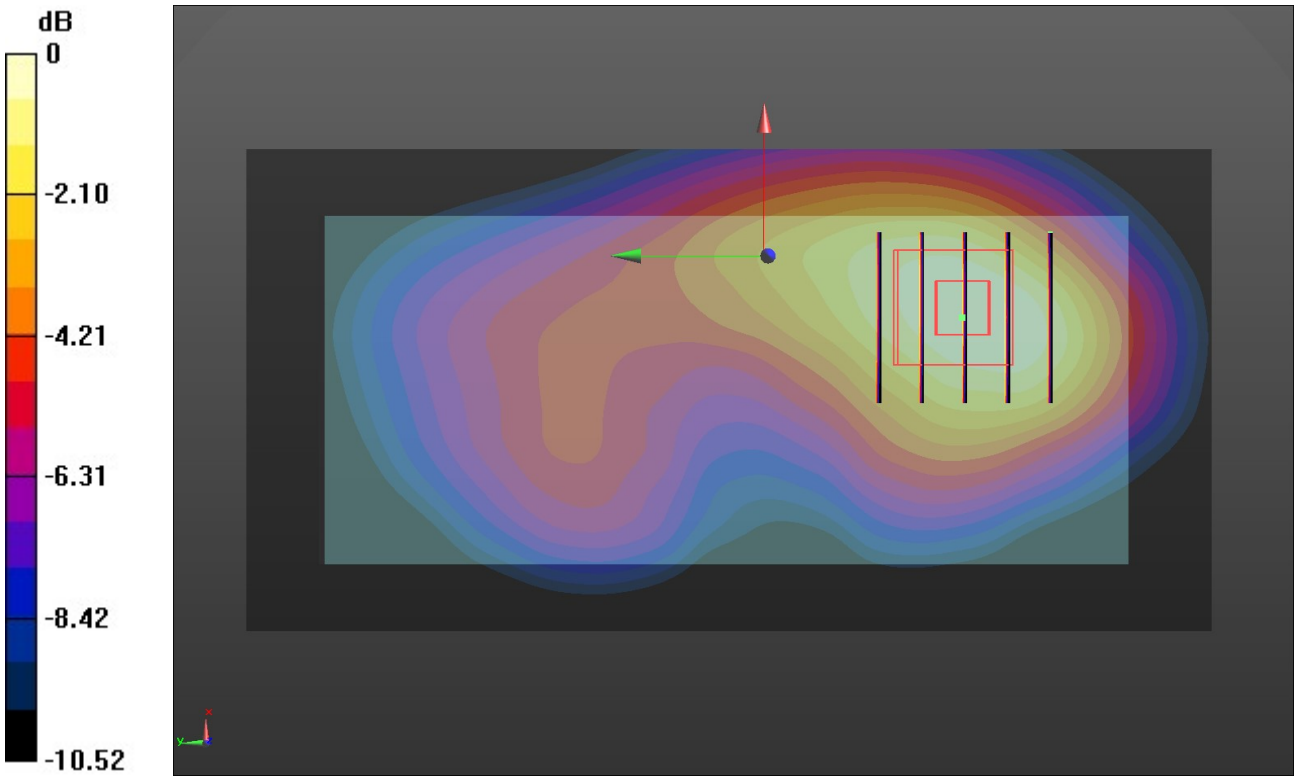

0 dB = 0.588 W/kg = -2.31 dBW/kg

Test Laboratory: Huatongwei International Inspection Co., Ltd.,SAR Lab Date: 7/13/2020

WCDMA Band II Body-worn&Hotspot

Communication System: UID 0, Generic UMTS (0); Frequency: 1907.6 MHz;Duty Cycle: 1:1
Medium parameters used (interpolated): f = 1907.6 MHz; σ = 1.461 S/m; ε_r = 40.468; ρ = 1000 kg/m^3

Phantom section: Flat Section
Ambient Temperature:22.7℃;Liquid Temperature:22.5℃;

DASY Configuration:

- Probe: EX3DV4 - SN7494; ConvF(8.6, 8.6, 8.6) @ 1907.6 MHz; Calibrated: 4/1/2020
- Sensor-Surface: 1.4mm (Mechanical Surface Detection)
- Electronics: DAE4 Sn1549; Calibrated: 4/4/2020
- Phantom: Twin-SAM V8.0 ; Type: QD 000 P41 AA; Serial: 1974
- DASY52 52.10.2(1495); SEMCAD X 14.6.12(7450)

Front/CH 9538/Area Scan (61x121x1): Interpolated grid: dx=1.500 mm, dy=1.500 mm
Maximum value of SAR (interpolated) = 0.252 W/kg

Front/CH 9538/Zoom Scan (5x5x7)/Cube 0: Measurement grid: dx=8mm, dy=8mm, dz=5mm
Reference Value = 6.425 V/m; Power Drift = -0.19 dB
Peak SAR (extrapolated) = 0.287 W/kg
SAR(1 g) = 0.172 W/kg; SAR(10 g) = 0.105 W/kg
Maximum value of SAR (measured) = 0.242 W/kg

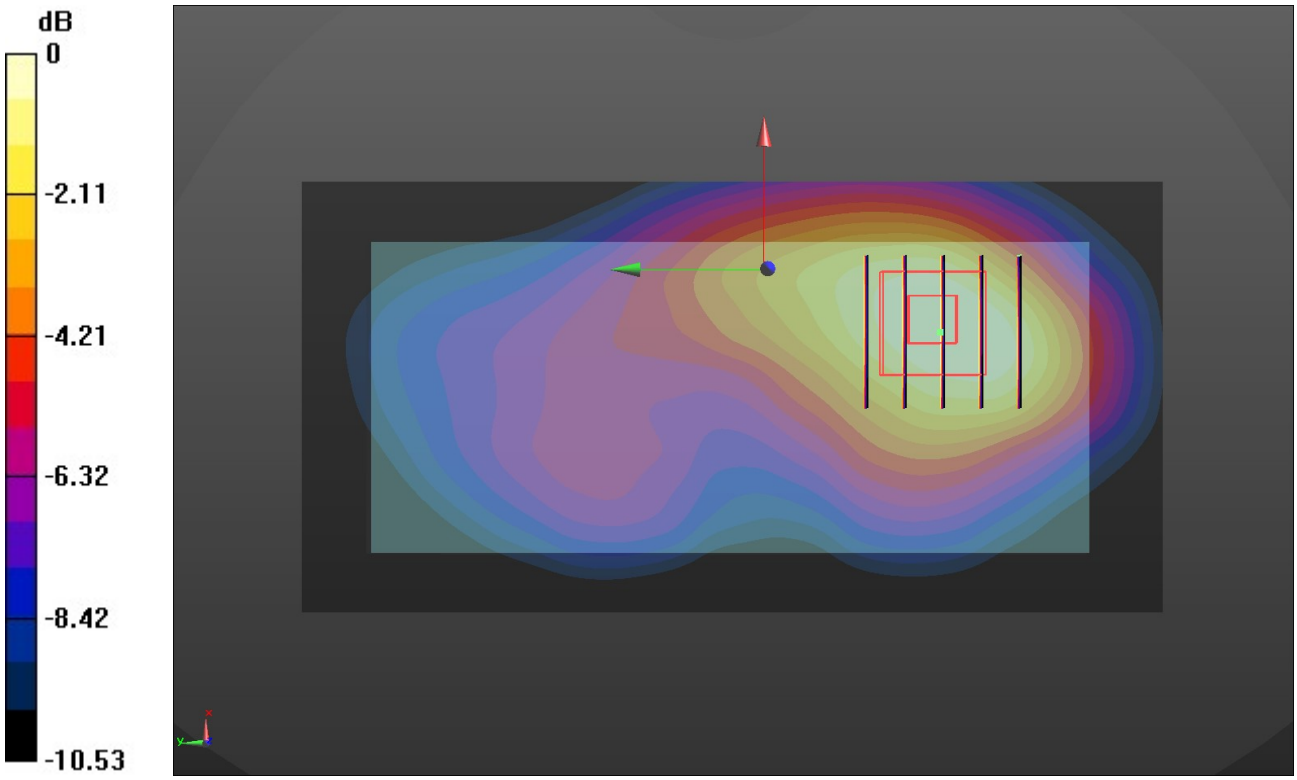

0 dB = 0.242 W/kg = -6.16 dBW/kg

Test Laboratory: Huatongwei International Inspection Co., Ltd.,SAR Lab Date: 7/9/2020

WCDMA Band V Body-worn&Hotspot

Communication System: UID 0, Generic UMTS (0); Frequency: 846.6 MHz;Duty Cycle: 1:1
Medium parameters used (interpolated): f = 846.6 MHz; σ = 0.951 S/m; ε_r = 42.673; ρ = 1000 kg/m^3
Phantom section: Flat Section
Ambient Temperature:22.4°C;Liquid Temperature:22.2°C;

DASY Configuration:

- Probe: EX3DV4 - SN7494; ConvF(10.46, 10.46, 10.46) @ 846.6 MHz; Calibrated: 4/1/2020
- Sensor-Surface: 1.4mm (Mechanical Surface Detection)
- Electronics: DAE4 Sn1549; Calibrated: 4/4/2020
- Phantom: Twin-SAM V8.0 ; Type: QD 000 P41 AA; Serial: 1974
- DASY52 52.10.2(1495); SEMCAD X 14.6.12(7450)

Rear/CH 4233/Area Scan (61x121x1): Interpolated grid: dx=1.500 mm, dy=1.500 mm
Maximum value of SAR (interpolated) = 0.817 W/kg

Rear/CH 4233/Zoom Scan (5x5x7)/Cube 0: Measurement grid: dx=8mm, dy=8mm, dz=5mm
Reference Value = 30.29 V/m; Power Drift = -0.06 dB
Peak SAR (extrapolated) = 0.890 W/kg
SAR(1 g) = 0.634 W/kg; SAR(10 g) = 0.463 W/kg
Maximum value of SAR (measured) = 0.795 W/kg

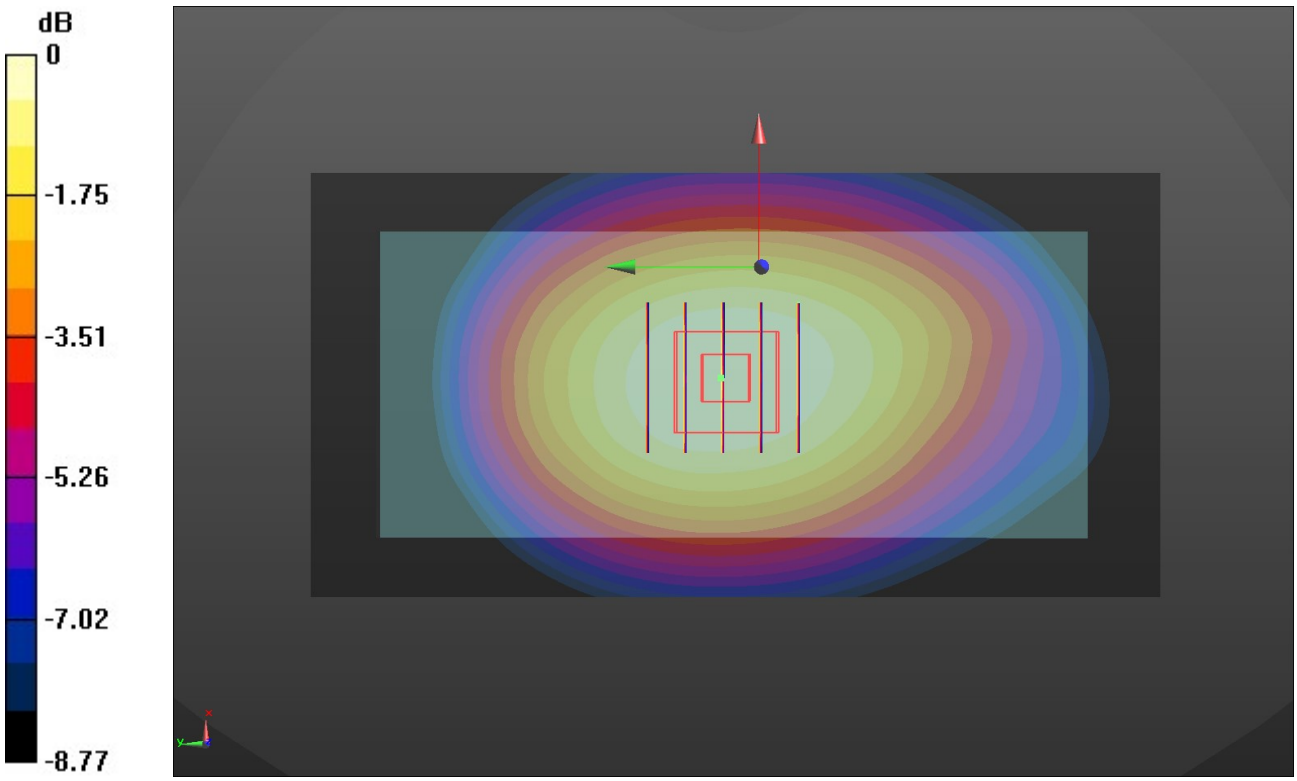

0 dB = 0.795 W/kg = -1.00 dBW/kg

Test Laboratory: Huatongwei International Inspection Co., Ltd.,SAR Lab Date: 7/14/2020

LTE Band 2 Body-worn&Hotspot

Communication System: UID 0, Generic LTE-FDD (0); Frequency: 1900 MHz;Duty Cycle: 1:1
Medium parameters used: f = 1900 MHz; σ = 1.458 S/m; ε_r = 40.478; ρ = 1000 kg/m^3
Phantom section: Flat Section
Ambient Temperature:22.6℃;Liquid Temperature:22.4℃;

DASY Configuration:

- Probe: EX3DV4 - SN7494; ConvF(8.6, 8.6, 8.6) @ 1900 MHz; Calibrated: 4/1/2020
- Sensor-Surface: 1.4mm (Mechanical Surface Detection)
- Electronics: DAE4 Sn1549; Calibrated: 4/4/2020
- Phantom: Twin-SAM V8.0 ; Type: QD 000 P41 AA; Serial: 1974
- DASY52 52.10.2(1495); SEMCAD X 14.6.12(7450)

Front/CH 19100/Area Scan (61x121x1): Interpolated grid: dx=1.500 mm, dy=1.500 mm
Maximum value of SAR (interpolated) = 0.259 W/kg

Front/CH 19100/Zoom Scan (5x5x7)/Cube 0: Measurement grid: dx=8mm, dy=8mm, dz=5mm
Reference Value = 5.513 V/m; Power Drift = 0.10 dB
Peak SAR (extrapolated) = 0.302 W/kg
SAR(1 g) = 0.183 W/kg; SAR(10 g) = 0.113 W/kg
Maximum value of SAR (measured) = 0.256 W/kg

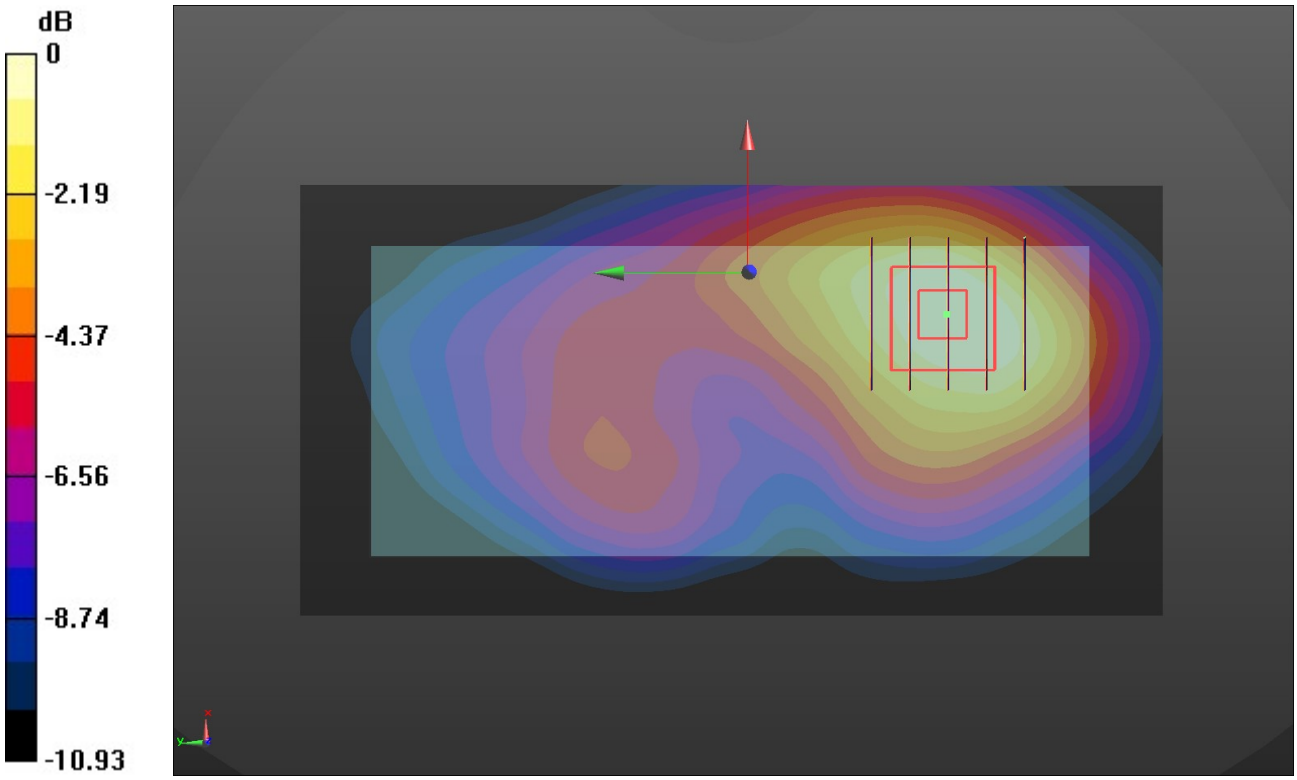

0 dB = 0.256 W/kg = -5.92 dBW/kg

Test Laboratory: Huatongwei International Inspection Co., Ltd.,SAR Lab Date: 7/12/2020

LTE Band 4 Body-worn&Hotspot

Communication System: UID 0, Generic LTE-FDD (0); Frequency: 1720 MHz;Duty Cycle: 1:1
Medium parameters used: f = 1720 MHz; σ = 1.378 S/m; ε_r = 40.776; ρ = 1000 kg/m^3
Phantom section: Flat Section
Ambient Temperature:22.8°C;Liquid Temperature:22.6°C;

DASY Configuration:

- Probe: EX3DV4 - SN7494; ConvF(8.92, 8.92, 8.92) @ 1720 MHz; Calibrated: 4/1/2020
- Sensor-Surface: 1.4mm (Mechanical Surface Detection)
- Electronics: DAE4 Sn1549; Calibrated: 4/4/2020
- Phantom: Twin-SAM V8.0 ; Type: QD 000 P41 AA; Serial: 1974
- DASY52 52.10.2(1495); SEMCAD X 14.6.12(7450)

Front/CH 20050/Area Scan (61x121x1): Interpolated grid: dx=1.500 mm, dy=1.500 mm
Maximum value of SAR (interpolated) = 0.308 W/kg

Front/CH 20050/Zoom Scan (5x5x7)/Cube 0: Measurement grid: dx=8mm, dy=8mm, dz=5mm
Reference Value = 9.311 V/m; Power Drift = -0.08 dB
Peak SAR (extrapolated) = 0.354 W/kg
SAR(1 g) = 0.217 W/kg; SAR(10 g) = 0.134 W/kg
Maximum value of SAR (measured) = 0.301 W/kg

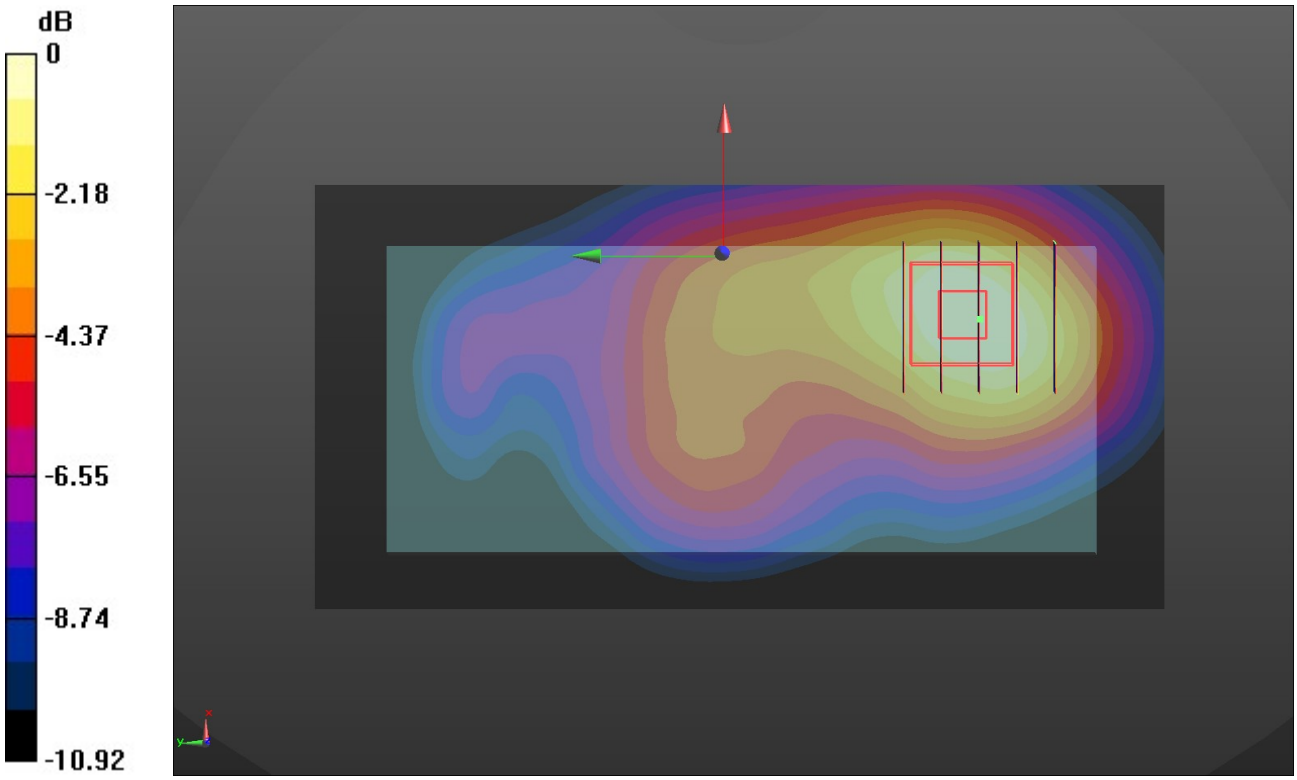

0 dB = 0.301 W/kg = -5.21 dBW/kg

Test Laboratory: Huatongwei International Inspection Co., Ltd.,SAR Lab Date: 7/10/2020

LTE Band 5 Body-worn&Hotspot

Communication System: UID 0, Generic LTE-FDD (0); Frequency: 844 MHz;Duty Cycle: 1:1
Medium parameters used (interpolated): f = 844 MHz; σ = 0.95 S/m; ε_r = 42.678; ρ = 1000 kg/m^3
Phantom section: Flat Section
Ambient Temperature:22.2°C;Liquid Temperature:22.0°C;

DASY Configuration:

- Probe: EX3DV4 - SN7494; ConvF(10.46, 10.46, 10.46) @ 844 MHz; Calibrated: 4/1/2020
- Sensor-Surface: 1.4mm (Mechanical Surface Detection)
- Electronics: DAE4 Sn1549; Calibrated: 4/4/2020
- Phantom: Twin-SAM V8.0 ; Type: QD 000 P41 AA; Serial: 1974
- DASY52 52.10.2(1495); SEMCAD X 14.6.12(7450)

Rear/CH 20600/Area Scan (61x121x1): Interpolated grid: dx=1.500 mm, dy=1.500 mm
Maximum value of SAR (interpolated) = 0.803 W/kg

Rear/CH 20600/Zoom Scan (5x5x7)/Cube 0: Measurement grid: dx=8mm, dy=8mm, dz=5mm
Reference Value = 29.79 V/m; Power Drift = 0.03 dB
Peak SAR (extrapolated) = 0.908 W/kg
SAR(1 g) = 0.643 W/kg; SAR(10 g) = 0.468 W/kg
Maximum value of SAR (measured) = 0.811 W/kg

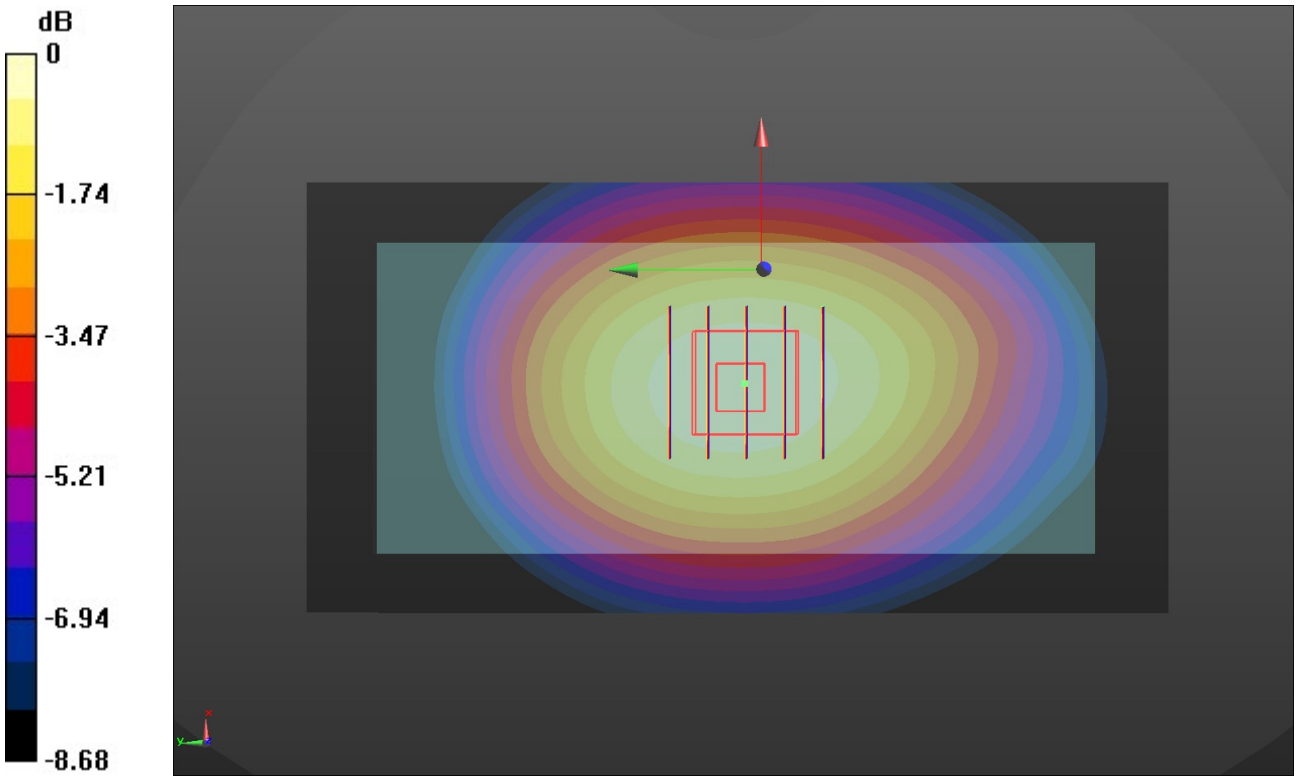

0 dB = 0.811 W/kg = -0.91 dBW/kg

Test Laboratory: Huatongwei International Inspection Co., Ltd.,SAR Lab Date: 7/15/2020

LTE Band 7 Body-worn&Hotspot

Communication System: UID 0, Generic LTE-FDD (0); Frequency: 2560 MHz;Duty Cycle: 1:1
Medium parameters used: f = 2560 MHz; σ = 1.957 S/m; ε_r = 39.453; ρ = 1000 kg/m^3
Phantom section: Flat Section
Ambient Temperature:22.8°C;Liquid Temperature:22.6°C;

DASY Configuration:

- Probe: EX3DV4 - SN7494; ConvF(7.72, 7.72, 7.72) @ 2560 MHz; Calibrated: 4/1/2020
- Sensor-Surface: 1.4mm (Mechanical Surface Detection)
- Electronics: DAE4 Sn1549; Calibrated: 4/4/2020
- Phantom: Twin-SAM V8.0 ; Type: QD 000 P41 AA; Serial: 1974
- DASY52 52.10.2(1495); SEMCAD X 14.6.12(7450)

Front/CH 21350/Area Scan (71x141x1): Interpolated grid: dx=1.200 mm, dy=1.200 mm
Maximum value of SAR (interpolated) = 0.362 W/kg

Front/CH 21350/Zoom Scan (7x7x7)/Cube 0: Measurement grid: dx=5mm, dy=5mm, dz=5mm
Reference Value = 7.958 V/m; Power Drift = -0.13 dB
Peak SAR (extrapolated) = 0.416 W/kg
SAR(1 g) = 0.232 W/kg; SAR(10 g) = 0.130 W/kg
Maximum value of SAR (measured) = 0.346 W/kg

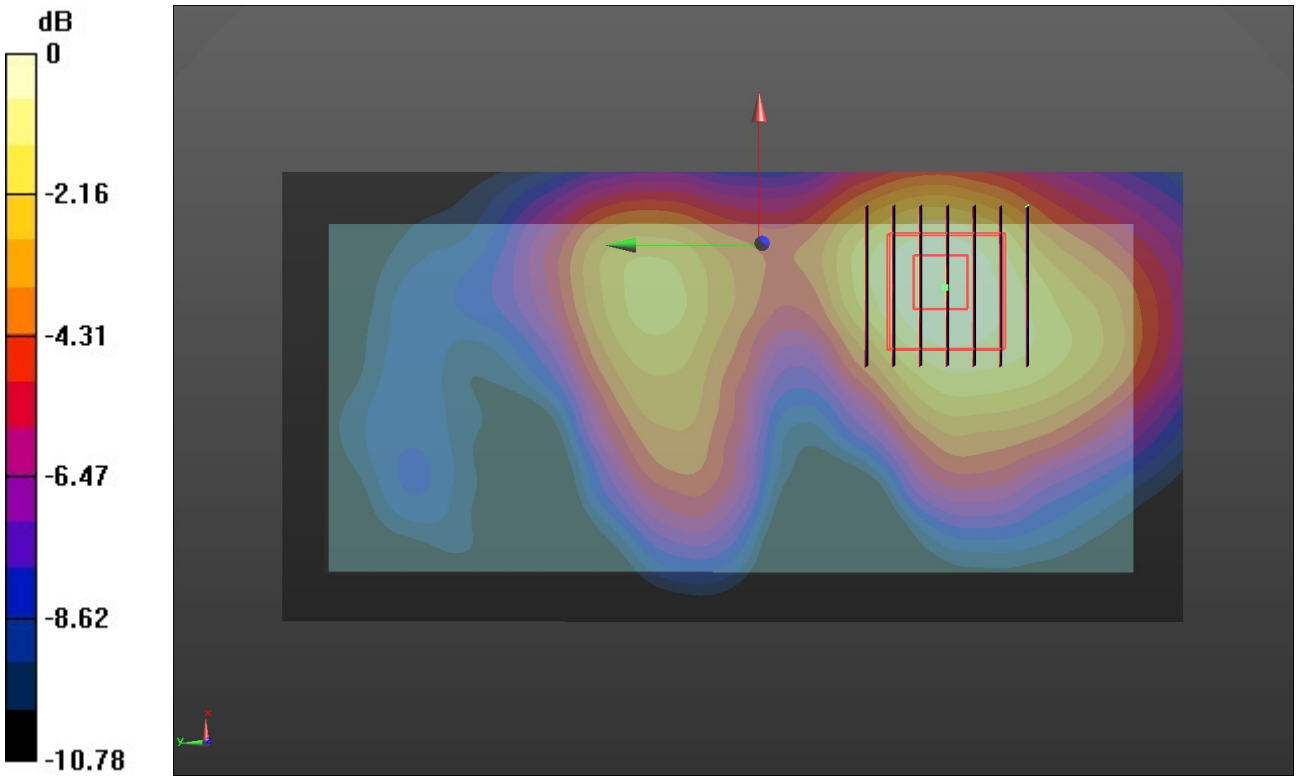

0 dB = 0.346 W/kg = -4.61 dBW/kg

Test Laboratory: Huatongwei International Inspection Co., Ltd.,SAR Lab Date: 7/11/2020

LTE Band 12 Body-worn&Hotspot

Communication System: UID 0, Generic LTE-FDD (0); Frequency: 707.5 MHz;Duty Cycle: 1:1
Medium parameters used (interpolated): f = 707.5 MHz; σ = 0.9 S/m; ε_r = 43.109; ρ = 1000 kg/m^3
Phantom section: Flat Section
Ambient Temperature:22.4°C;Liquid Temperature:22.2°C;

DASY Configuration:

- Probe: EX3DV4 - SN7494; ConvF(10.76, 10.76, 10.76) @ 707.5 MHz; Calibrated: 4/1/2020
- Sensor-Surface: 1.4mm (Mechanical Surface Detection)
- Electronics: DAE4 Sn1549; Calibrated: 4/4/2020
- Phantom: Twin-SAM V8.0 ; Type: QD 000 P41 AA; Serial: 1974
- DASY52 52.10.2(1495); SEMCAD X 14.6.12(7450)

Rear/CH 23095/Area Scan (61x121x1): Interpolated grid: dx=1.500 mm, dy=1.500 mm
Maximum value of SAR (interpolated) = 0.711 W/kg

Rear/CH 23095/Zoom Scan (5x5x7)/Cube 0: Measurement grid: dx=8mm, dy=8mm, dz=5mm
Reference Value = 28.16 V/m; Power Drift = -0.03 dB
Peak SAR (extrapolated) = 0.801 W/kg
SAR(1 g) = 0.572 W/kg; SAR(10 g) = 0.420 W/kg
Maximum value of SAR (measured) = 0.717 W/kg

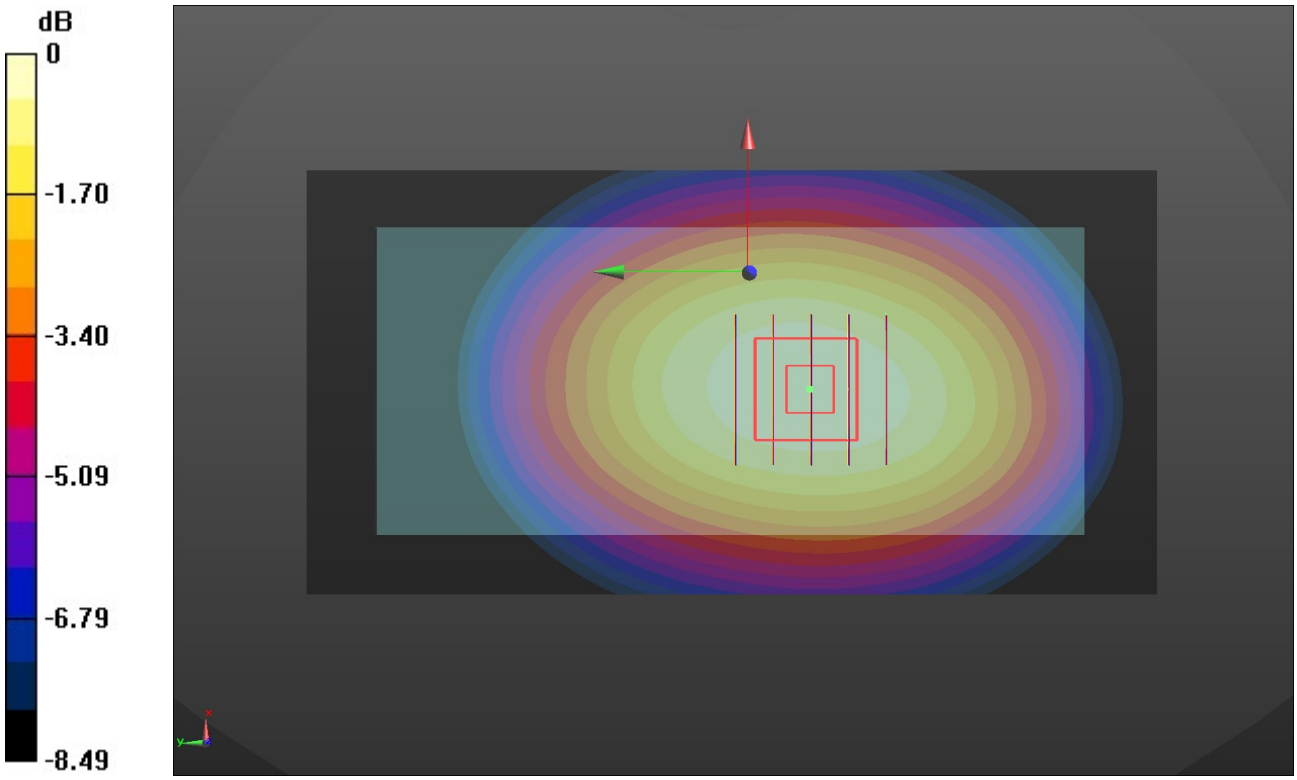

0 dB = 0.717 W/kg = -1.44 dBW/kg

Test Laboratory: Huatongwei International Inspection Co., Ltd.,SAR Lab Date: 7/11/2020

LTE Band 13 Body-worn&Hotspot

Communication System: UID 0, Generic LTE-FDD (0); Frequency: 782 MHz;Duty Cycle: 1:1
Medium parameters used (interpolated): f = 782 MHz; σ = 0.926 S/m; ε_r = 42.865; ρ = 1000 kg/m^3
Phantom section: Flat Section
Ambient Temperature:22.1°C;Liquid Temperature:21.9°C;

DASY Configuration:

- Probe: EX3DV4 - SN7494; ConvF(10.76, 10.76, 10.76) @ 782 MHz; Calibrated: 4/1/2020
- Sensor-Surface: 1.4mm (Mechanical Surface Detection)
- Electronics: DAE4 Sn1549; Calibrated: 4/4/2020
- Phantom: Twin-SAM V8.0 ; Type: QD 000 P41 AA; Serial: 1974
- DASY52 52.10.2(1495); SEMCAD X 14.6.12(7450)

Rear/CH 23230/Area Scan (61x121x1): Interpolated grid: dx=1.500 mm, dy=1.500 mm
Maximum value of SAR (interpolated) = 0.824 W/kg

Rear/CH 23230/Zoom Scan (5x5x7)/Cube 0: Measurement grid: dx=8mm, dy=8mm, dz=5mm
Reference Value = 30.68 V/m; Power Drift = 0.05 dB
Peak SAR (extrapolated) = 0.941 W/kg
SAR(1 g) = 0.667 W/kg; SAR(10 g) = 0.487 W/kg
Maximum value of SAR (measured) = 0.842 W/kg

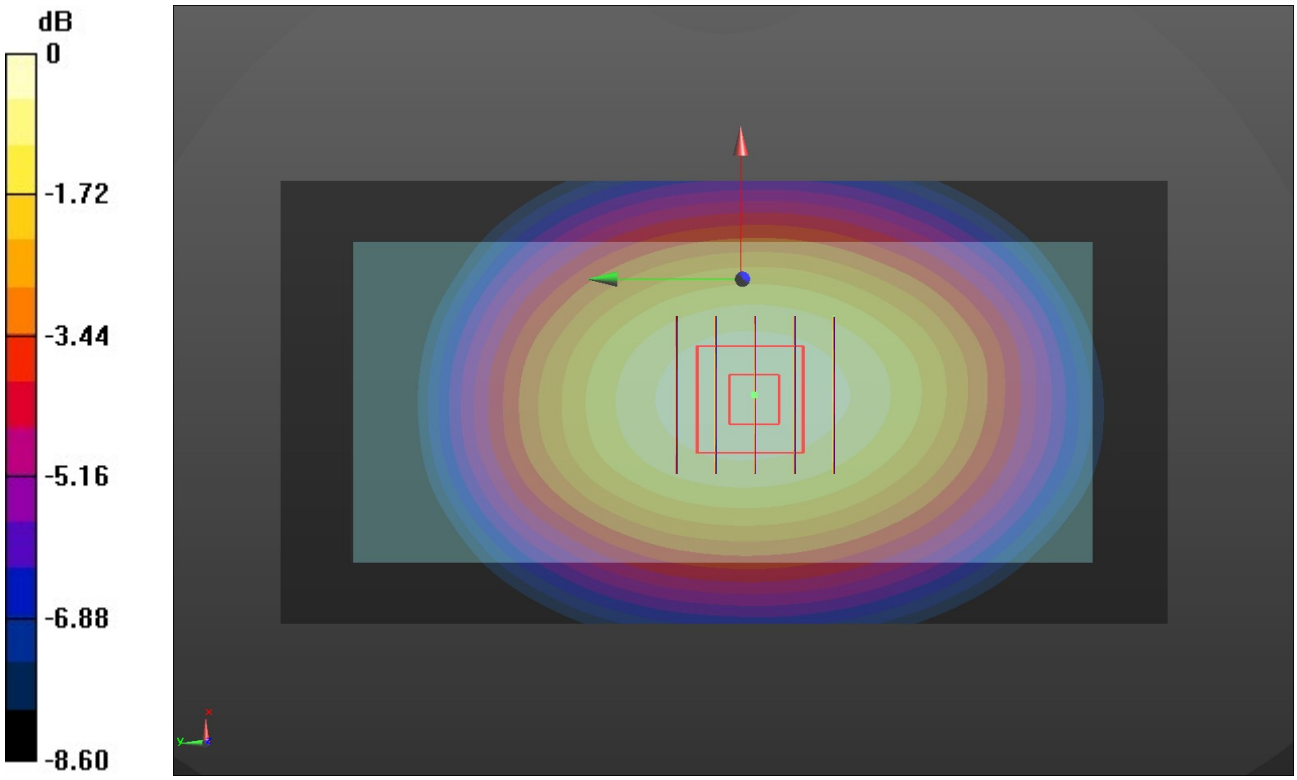

0 dB = 0.842 W/kg = -0.75 dBW/kg

Test Laboratory: Huatongwei International Inspection Co., Ltd.,SAR Lab Date: 7/12/2020

LTE Band 17 Body-worn&Hotspot

Communication System: UID 0, Generic LTE-FDD (0); Frequency: 711 MHz;Duty Cycle: 1:1
Medium parameters used (interpolated): f = 711 MHz; σ = 0.901 S/m; ε_r = 43.098; ρ = 1000 kg/m^3
Phantom section: Flat Section
Ambient Temperature:22.4°C;Liquid Temperature:22.2°C;

DASY Configuration:

- Probe: EX3DV4 - SN7494; ConvF(10.76, 10.76, 10.76) @ 711 MHz; Calibrated: 4/1/2020
- Sensor-Surface: 1.4mm (Mechanical Surface Detection)
- Electronics: DAE4 Sn1549; Calibrated: 4/4/2020
- Phantom: Twin-SAM V8.0 ; Type: QD 000 P41 AA; Serial: 1974
- DASY52 52.10.2(1495); SEMCAD X 14.6.12(7450)

Rear/CH 23800/Area Scan (61x121x1): Interpolated grid: dx=1.500 mm, dy=1.500 mm
Maximum value of SAR (interpolated) = 0.729 W/kg

Rear/CH 23800/Zoom Scan (5x5x7)/Cube 0: Measurement grid: dx=8mm, dy=8mm, dz=5mm
Reference Value = 28.36 V/m; Power Drift = 0.00 dB
Peak SAR (extrapolated) = 0.824 W/kg
SAR(1 g) = 0.584 W/kg; SAR(10 g) = 0.428 W/kg
Maximum value of SAR (measured) = 0.736 W/kg

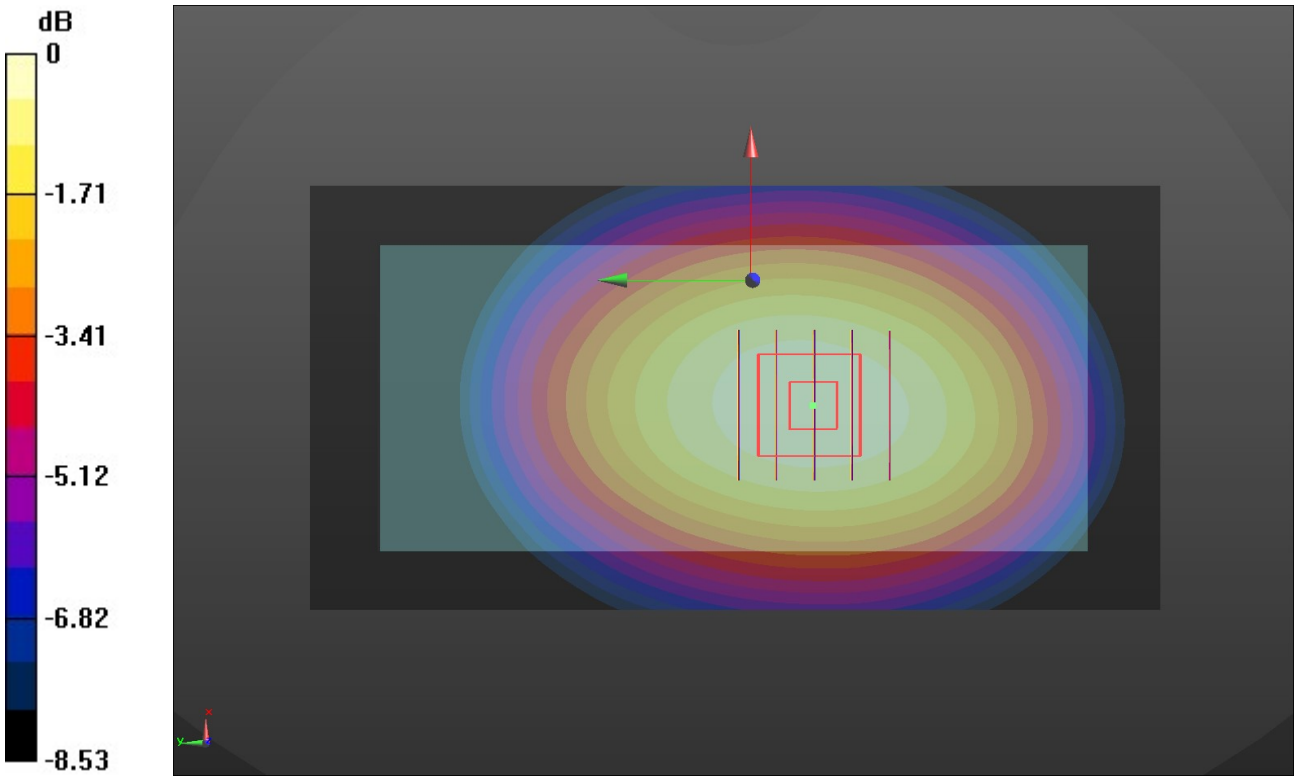

0 dB = 0.736 W/kg = -1.33 dBW/kg

Test Laboratory: Huatongwei International Inspection Co., Ltd.,SAR Lab Date: 7/14/2020

LTE Band 25 Body-worn&Hotspot

Communication System: UID 0, Generic LTE-FDD (0); Frequency: 1882.5 MHz;Duty Cycle: 1:1
Medium parameters used (interpolated): f = 1882.5 MHz; σ = 1.466 S/m; ε_r = 40.495; ρ = 1000 kg/m^3

Phantom section: Flat Section
Ambient Temperature:22.6℃;Liquid Temperature:22.4℃;

DASY Configuration:

- Probe: EX3DV4 - SN7494; ConvF(8.6, 8.6, 8.6) @ 1882.5 MHz; Calibrated: 4/1/2020
- Sensor-Surface: 1.4mm (Mechanical Surface Detection)
- Electronics: DAE4 Sn1549; Calibrated: 4/4/2020
- Phantom: Twin-SAM V8.0 ; Type: QD 000 P41 AA; Serial: 1974
- DASY52 52.10.2(1495); SEMCAD X 14.6.12(7450)

Front/CH 26365/Area Scan (61x121x1): Interpolated grid: dx=1.500 mm, dy=1.500 mm
Maximum value of SAR (interpolated) = 0.257 W/kg

Front/CH 26365/Zoom Scan (5x5x7)/Cube 0: Measurement grid: dx=8mm, dy=8mm, dz=5mm
Reference Value = 5.747 V/m; Power Drift = 0.12 dB
Peak SAR (extrapolated) = 0.302 W/kg
SAR(1 g) = 0.182 W/kg; SAR(10 g) = 0.112 W/kg
Maximum value of SAR (measured) = 0.251 W/kg

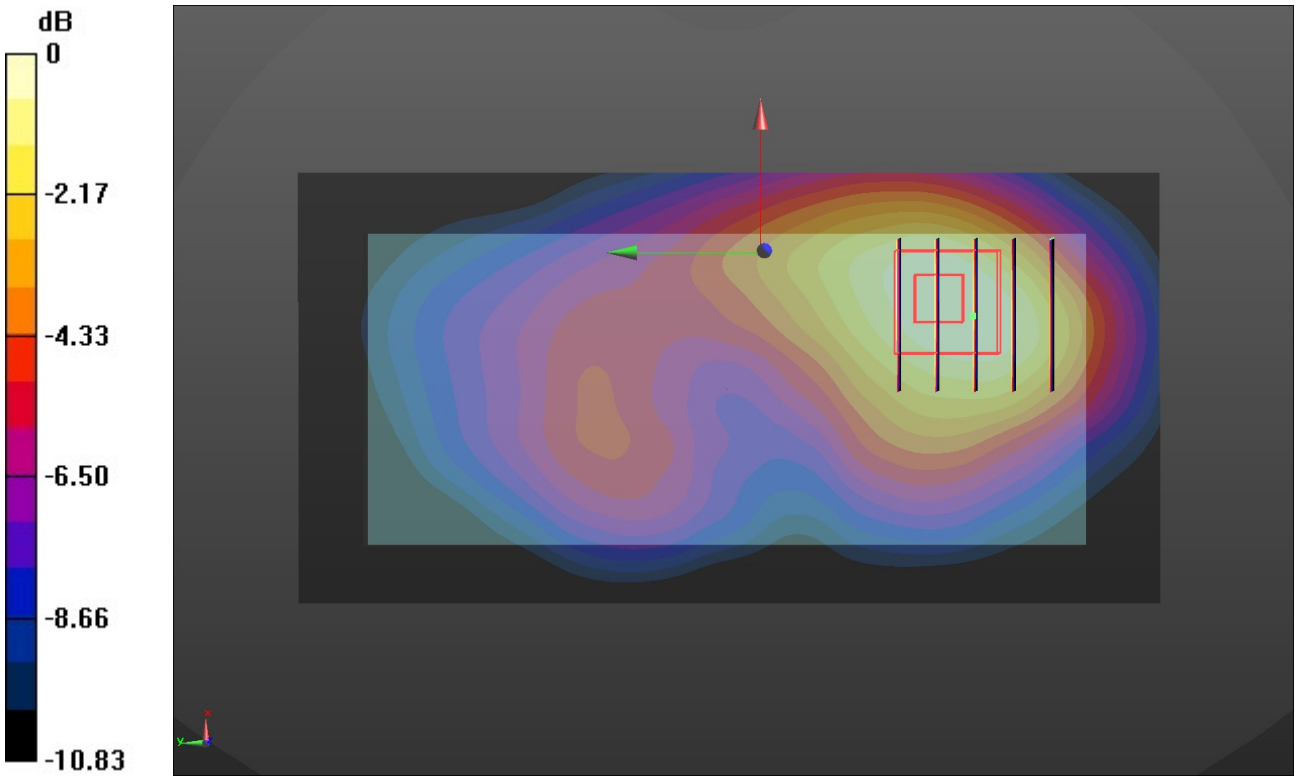

0 dB = 0.251 W/kg = -6.00 dBW/kg

Test Laboratory: Huatongwei International Inspection Co., Ltd.,SAR Lab Date: 7/10/2020

LTE Band 26 Body-worn&Hotspot

Communication System: UID 0, Generic LTE-FDD (0); Frequency: 831.5 MHz;Duty Cycle: 1:1
Medium parameters used (interpolated): f = 831.5 MHz; σ = 0.945 S/m; ε_r = 42.703; ρ = 1000 kg/m^3
Phantom section: Flat Section
Ambient Temperature:22.6°C;Liquid Temperature:22.4°C;

DASY Configuration:

- Probe: EX3DV4 - SN7494; ConvF(10.46, 10.46, 10.46) @ 831.5 MHz; Calibrated: 4/1/2020
- Sensor-Surface: 1.4mm (Mechanical Surface Detection)
- Electronics: DAE4 Sn1549; Calibrated: 4/4/2020
- Phantom: Twin-SAM V8.0 ; Type: QD 000 P41 AA; Serial: 1974
- DASY52 52.10.2(1495); SEMCAD X 14.6.12(7450)

Rear/CH 26865/Area Scan (61x121x1): Interpolated grid: dx=1.500 mm, dy=1.500 mm
Maximum value of SAR (interpolated) = 0.792 W/kg

Rear/CH 26865/Zoom Scan (5x5x7)/Cube 0: Measurement grid: dx=8mm, dy=8mm, dz=5mm
Reference Value = 29.73 V/m; Power Drift = -0.01 dB
Peak SAR (extrapolated) = 0.893 W/kg
SAR(1 g) = 0.632 W/kg; SAR(10 g) = 0.462 W/kg
Maximum value of SAR (measured) = 0.796 W/kg

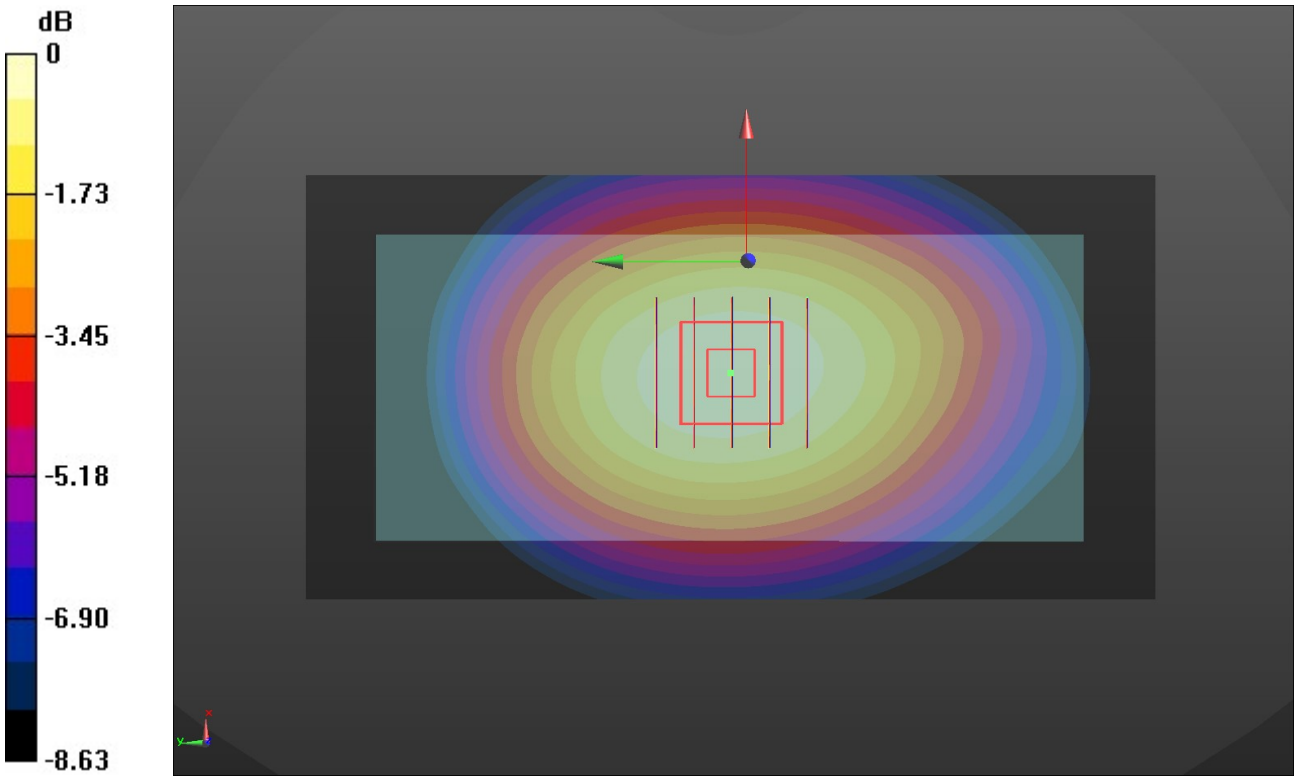

0 dB = 0.796 W/kg = -0.99 dBW/kg

Test Laboratory: Huatongwei International Inspection Co., Ltd.,SAR Lab Date: 7/15/2020

LTE Band 41 Body-worn&Hotspot

Communication System: UID 0, Generic LTE-TDD (0); Frequency: 2600 MHz;Duty Cycle: 1:1.57979
Medium parameters used: f = 2600 MHz; σ = 1.99 S/m; ε_r = 39.388; ρ = 1000 kg/m^3
Phantom section: Flat Section
Ambient Temperature:22.4℃;Liquid Temperature:22.2℃;

DASY Configuration:

- Probe: EX3DV4 - SN7494; ConvF(7.72, 7.72, 7.72) @ 2600 MHz; Calibrated: 4/1/2020
- Sensor-Surface: 1.4mm (Mechanical Surface Detection)
- Electronics: DAE4 Sn1549; Calibrated: 4/4/2020
- Phantom: Twin-SAM V8.0 ; Type: QD 000 P41 AA; Serial: 1974
- DASY52 52.10.2(1495); SEMCAD X 14.6.12(7450)

Front/CH 40690/Area Scan (71x141x1): Interpolated grid: dx=1.200 mm, dy=1.200 mm
Maximum value of SAR (interpolated) = 0.480 W/kg

Front/CH 40690/Zoom Scan (7x7x7)/Cube 0: Measurement grid: dx=5mm, dy=5mm, dz=5mm
Reference Value = 6.538 V/m; Power Drift = -0.10 dB
Peak SAR (extrapolated) = 0.574 W/kg
SAR(1 g) = 0.313 W/kg; SAR(10 g) = 0.175 W/kg
Maximum value of SAR (measured) = 0.475 W/kg

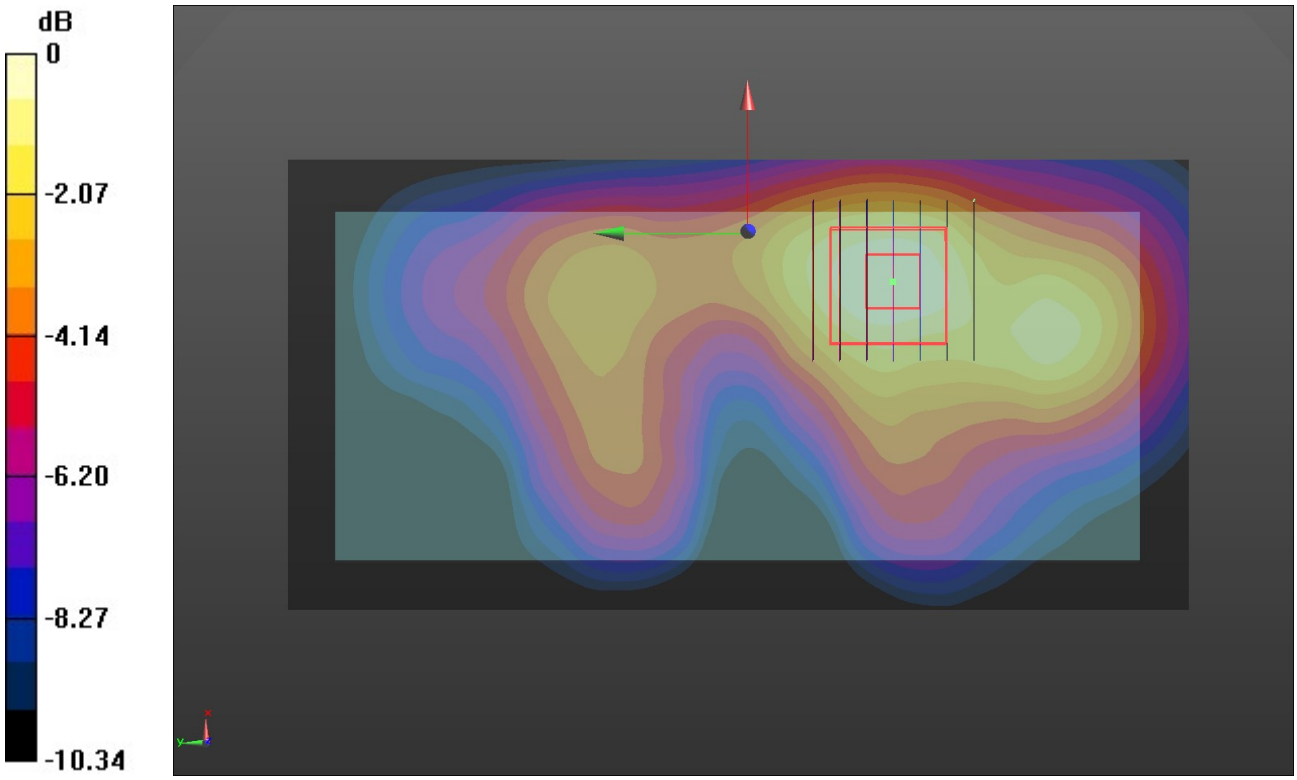

0 dB = 0.475 W/kg = -3.23 dBW/kg