1 Annex B – External pictures of EUT

1.1 List of Pictures

Picture 1: Power transmitter - top side 2
Picture 2: Power transmitter - bottom side 2
Picture 3: Power transmitter – front view 3
Picture 4: Power transmitter – rear view 3
Picture 5: Power Supply 4
Picture 6: Power supply with USB-cable 4
Picture 7: Peripheral device - Power receiver dummy – top side 5
Picture 8: Peripheral device - Power receiver dummy – bottom side 5
Picture 9: Peripheral device - Power receiver – top side 6
Picture 10: Peripheral device - Power receiver – bottom side 6

Picture 1: Power transmitter - top side

Picture 2: Power transmitter - bottom side

Picture 3: Power transmitter – front view

Picture 4: Power transmitter – rear view

Picture 5: Power Supply



Picture 6: Power supply with USB-cable



Picture 7: Peripheral device - Power receiver dummy – top side



Picture 8: Peripheral device - Power receiver dummy – bottom side

Picture 9: Peripheral device - Power receiver – top side

Picture 10: Peripheral device - Power receiver – bottom side