Modpack User Guide

moduware

Modpack

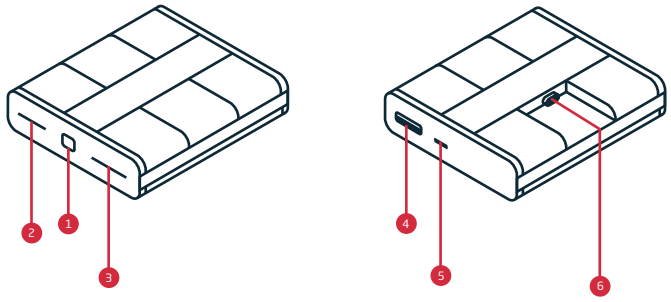

1. On/Off and Bluetooth activation
2. Light bar shows battery level
3. Modules functionality
4. USB (Out)
5. Micro USB (In)
6. Module connector

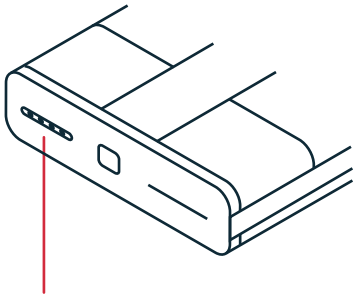

- 5% - 25%
- 25% - 50%
- 50% - 75%
- 75% - 100%

- To turn on, press button
- To turn it off press 1 button for 3 seconds
- To start to charge you device,connect Modpack and your device through a cable, press button to activate charging
- To reset Modpack press 1 button for 5 seconds

How to use Modules

1. Get the app

Download from
moduware.com/app
or scan QR code

2. Turn on Modpack

Press on button, when the blue lights start to blink, modpack is on

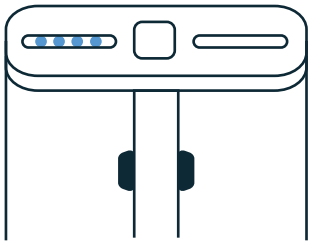

3. Connect

Turn on Bluetooth on your phone, open Moduware app, find device, select device in side bar to connect



4. Clip modules in

Clip modules into the Modpack. Tiles will appear on the dash-board. Select tile to control the module.



Modpack User Guide

moduware

How to charge

To charge your device with Modpack:

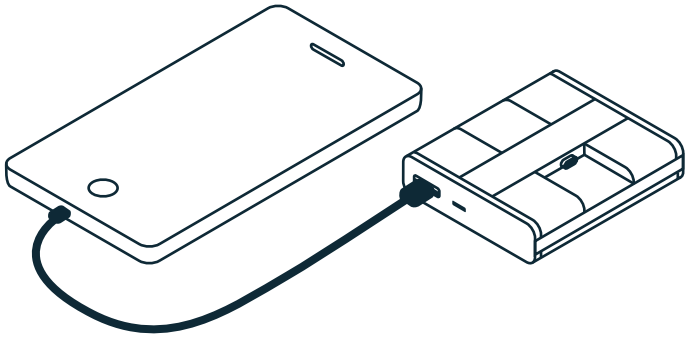

To charge Modpack:

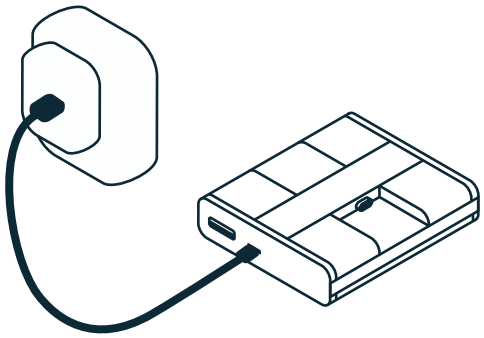

Safety Information

Read all instructions and warnings prior to using this product. Improper use may result in product damage, excess heat, toxic fumes, fire or explosion. Do not attempt to open or disassemble product, such action will void the warranty.

1. Read instructions before use.
2. Use the supplied cable to charge product and device if possible.
3. Do not use product if damaged.
4. The product must not be used in confined spaces.
5. Do not expose product to rain, water or other liquids.
6. Do not expose to extreme temperatures (e.g. left in car in summer).
7. Keep product away from children.
8. Disconnect product after charging or charging device.
9. Turn product off after use.
10. Check product can charge your device, if unsure please contact dealer.

Warranty Card

Thank you for your purchase of Moduware's product. Moduware warrants that the product is, at the time of original purchase, free of defects in workmanship and material. This limited warranty for the product shall last for twelve (12) months from the date of original purchase. This original Warranty Card and original invoice must be presented at the time you require warranty service or such warranty will be voided. This limited warranty is only valid if the product is used for the purpose for which it was designed. It does not apply to damage or loss caused by negligence; physical abuse; misuse; accident; exposure to moisture, dampness or extreme temperatures; unauthorized modifications, opening or repair; forces of nature; or other actions beyond the reasonable control of Moduware. In cases where the warranty does not apply, a repair or replacement charge will be incurred. The customer will be responsible for sending the defective product to and collecting the repaired or replaced product from the service center.

Note: Moduware reserves the right to interpret the terms and conditions contained herein and the right for any changes without prior notice.

FCC

Changes or modifications not expressly approved by the party responsible for compliance could void the user's authority to operate the equipment. This equipment has been tested and found to comply with the limits for a Class B digital device, pursuant to Part 15 of the FCC Rules. These limits are designed to provide reasonable protection against harmful interference in a residential installation. This equipment generates, uses and can radiate radio frequency energy and , if not installed and used in accordance with the instructions, may cause harmful interference to radio communications. However, there is no guarantee that interference will not occur in a particular installation. If this equipment does cause harmful interference to radio or television reception, which can be determined by turning the equipment off and on, the user is encouraged to try to correct the interference by one or more of the following measures:

- Reorient or relocate the receiving antenna.
- Increase the separation between the equipment and receiver.
- Connect the equipment into an outlet on a circuit different from that to which the receiver is connected.
- Consult the dealer or an experienced radio/TV technician for help.

This equipment complies with Part 15 of the FCC Rules. Operation is subject to the following two conditions:
1) This device may not cause harmful interference, and
2) This device must accept any interference received, including interference that may cause undesired operation.

CAUTION

The manufacture is not responsible for any radio or TV interference caused by unauthorized modifications to his equipment. Such modifications could void the user authority to operate the equipment.
The transmitter must not be co-located or operated in conjunction with any other antenna or transmitter.

The device has been evaluated to meet general RF exposure requirement. The device can be used in portable exposure condition without restriction.

PHONE NUMBER _____ SERVICE CENTER _____

© 2017 Moduware Pty. Ltd. All rights reserved. Moduware and Modpack are trademarks of Moduware Pty. Ltd. Other trademarks are from the respective owners.