Specification Sheet

cust	Guoguang
roject name:	H01
aterial class:	BT antenna
version:	V1.0
date:	2022.09.05

Directory

1: Passive test report 3
2: OTA data 7
3: Matching circuit 8
4: Installation precautions 9
5: Structure file 10

Change record field			
stablishment/ change date	Reason for change	Change content	version
2022.09.05	Initial release	Initial release	V1.0

一：Passive test report

Angilent E5071C

BT antenna S11 parameters

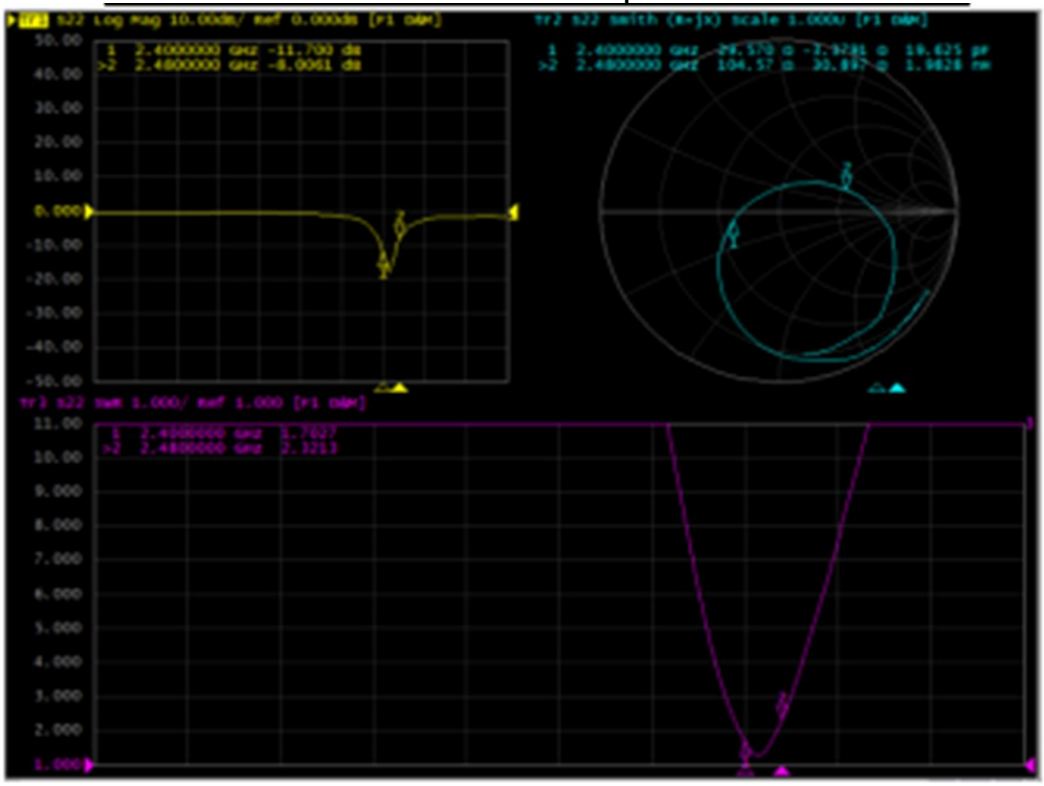

BT antenna efficiency and gain:

频点 MHz	效率%	效率(dB)	增益(dBi)
2400	18%	-7.4	-3.0
2410	19%	-7.2	-2.7
2420	18%	-7.4	-2.3
2430	19%	-7.3	-2.4
2440	18%	-7.5	-2.5
2450	17%	-7.7	-2.3
2460	17%	-7.7	-2.5
2470	17%	-7.8	-2.5
2480	18%	-7.4	-2.3
平均值	18%	-7.5	-2.5

Passive direction diagram

: Theta=90.00deg

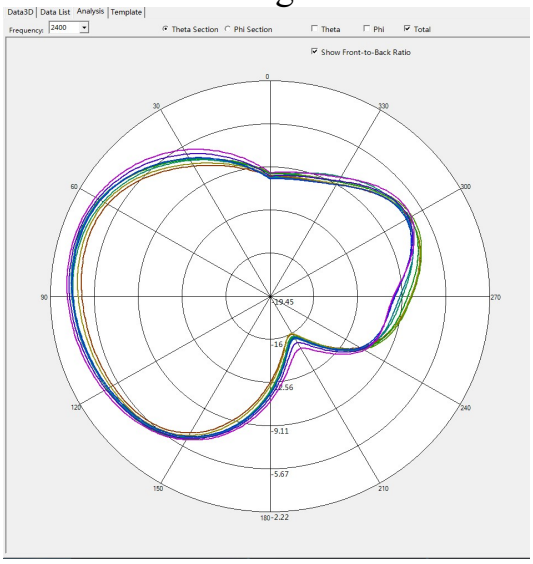

Phi=90.00deg

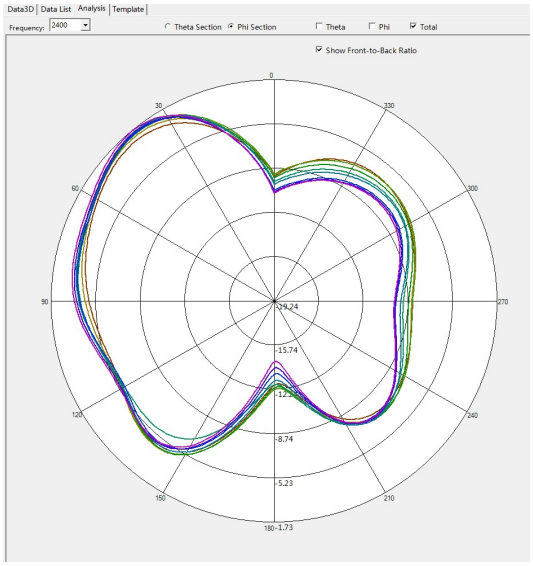

Phi=0.00deg

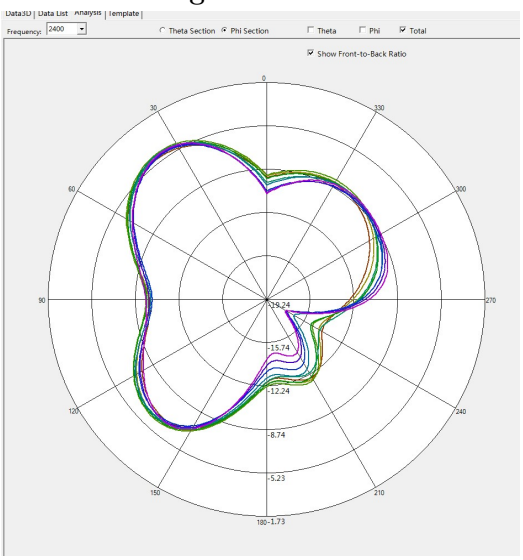

3D direction diagram

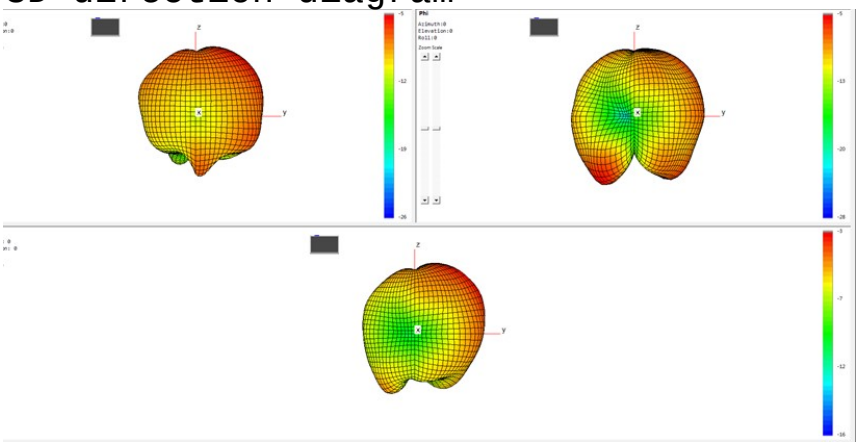

二:OTA data：

Channel	TRP(dBm)	TIS(dBm)
CH 0	-0.8	-86.4
CH 39	1.1	-87.2
CH 78	1.3	-88.1



OTA Standard Chamber

三：Matching circuit

Left ear matching circuit:

Element	Value
C24	2.4pF
R9	2.7pF
C23	N/A

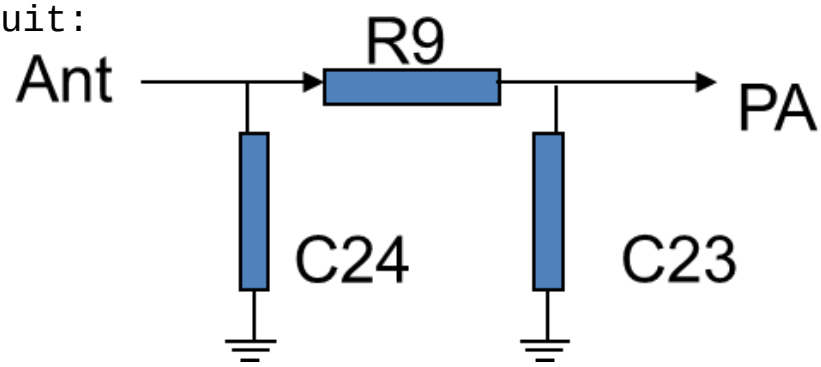

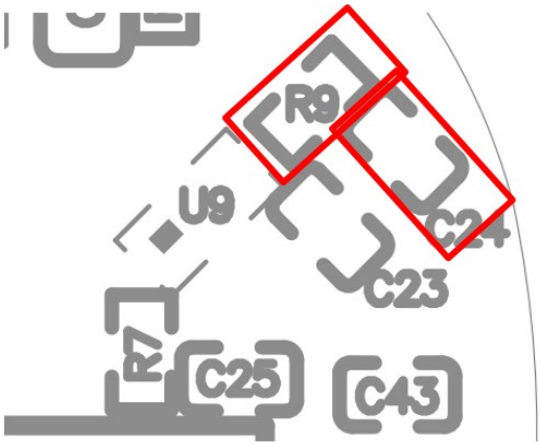

四：Installation precautions



Note:

1. When the two feed points are used, note that the shrapnel at the bottom should be placed in reverse;
2. Pay attention to the amount of glue.

五：结构图档

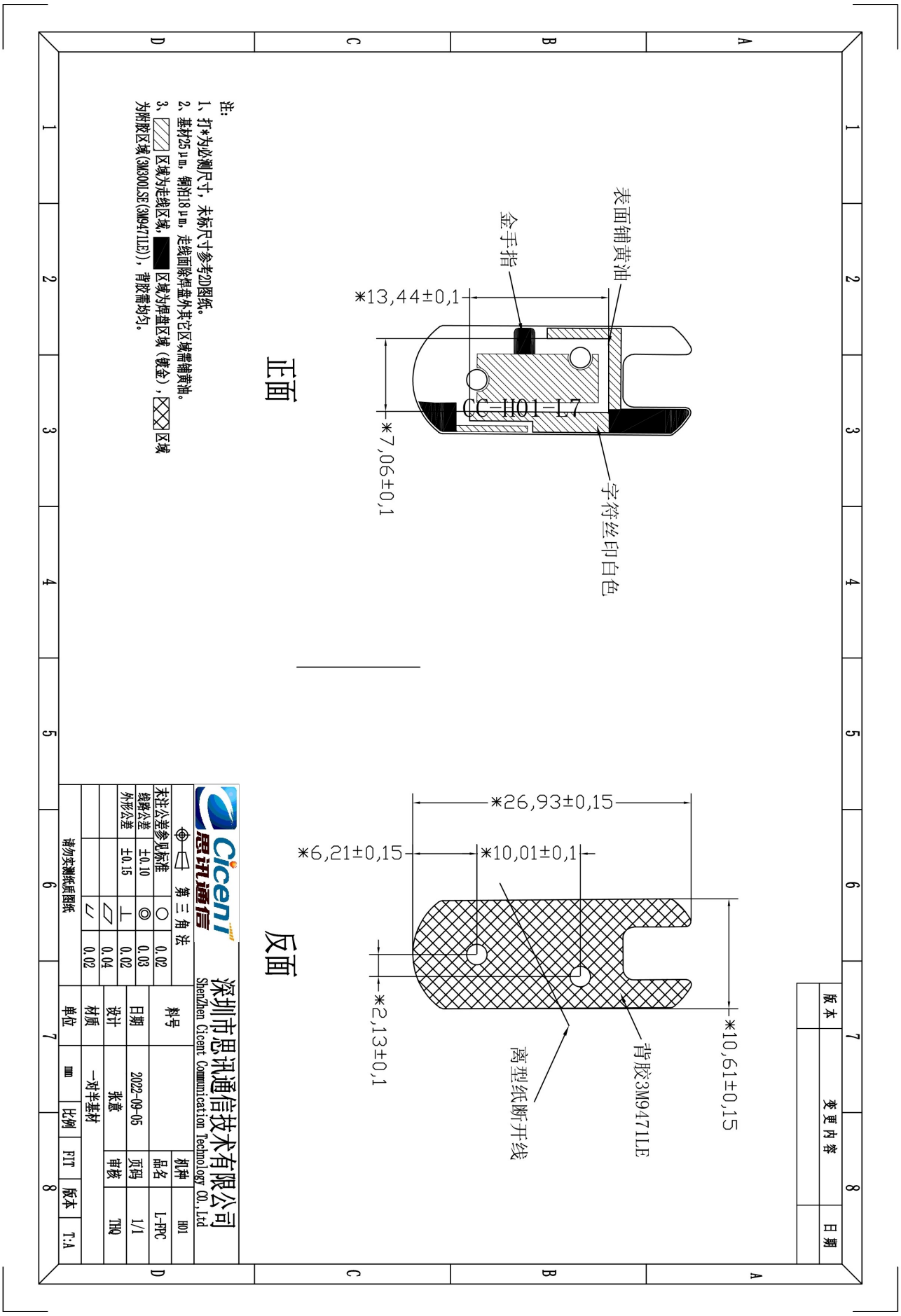
表面铺黄油
金手指
*13,44±0,1
CC-H01-L7
*7,06±0,1
字符丝印白色
正面
注:
1、打*为必测尺寸，未标尺寸参考2D图纸。
2、基材25μm，铜箔18μm，走线面除焊盘外其它区域需铺黄油。
3、区域为走线区域，区域为焊盘区域（镀金），区域为刚胶区域(3M300LSE(3M9471LE))，背胶需均匀。
*26,93±0,15
*6,21±0,15
*10,01±0,1
*10,61±0,15
背胶3M9471LE
离型纸断开线
*2,13±0,1
反面
版本
变更内容
日期
深圳市思讯通信技术有限公司
ShenZhen Cicent Communication Technology CO.,Ltd
第三角法
未注公差参见标准
线路公差 ±0.10
外形公差 ±0.15
0.02
0.03
0.02
0.04
0.02
料号
日期 2022-09-05
设计 张意
材质 一对半基材
单位 mm
比例 FIT
机种 H01
品名 L-FPC
页码 1/1
审核 THQ
版本 T:A
请勿实测纸质图纸