Appendix Test Data

Report No.:	18220WC20193401	Test Sample No.:	1-2-2
Start Test Date:	2022.8.19	Finish Test Date:	2022.8.27
Test Engineer:	Tony.He	Auditor:	Edward.Pan
Temperature:	27.3℃	Relative Humidity:	47 %
Pressure:	1012 hPa		

Appendix A: 20dB Emission Bandwidth

Test Result

TestMode	Antenna	Frequency[MHz]	20db EBW[MHz]	FL[MHz]	FH[MHz]
DH5	Ant1	2402	1.038	2401.481	2402.519
		2441	1.002	2440.472	2441.474
		2480	1.032	2479.493	2480.525
2DH5	Ant1	2402	1.209	2401.391	2402.600
		2441	1.260	2440.370	2441.630
		2480	1.278	2479.367	2480.645
3DH5	Ant1	2402	1.254	2401.370	2402.624
		2441	1.278	2440.352	2441.630
		2480	1.278	2479.349	2480.627

Test Graphs

DH5_Ant1_2402

DH5_Ant1_2441

DH5_Ant1_2480

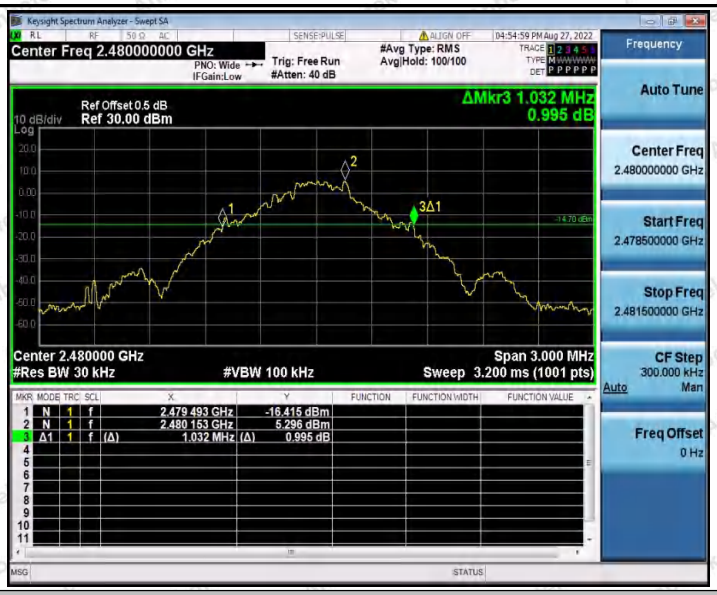

2DH5_Ant1_2402

2DH5_Ant1_2441

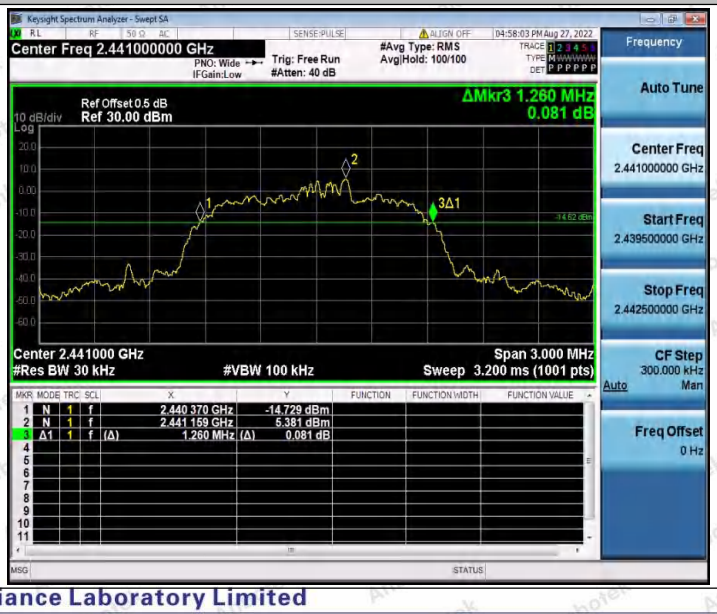

2DH5_Ant1_2480

3DH5_Ant1_2402

3DH5_Ant1_2441

3DH5_Ant1_2480

Appendix B: Occupied Channel Bandwidth

Test Result

TestMode	Antenna	Frequency[MHz]	OCB [MHz]	FL[MHz]	FH[MHz]
DH5	Ant1	2402	0.89393	2401.5731	2402.4670
		2441	0.88877	2440.5715	2441.4603
		2480	0.93092	2479.5327	2480.4636
2DH5	Ant1	2402	1.1569	2401.4135	2402.5704
		2441	1.1617	2440.4126	2441.5743
		2480	1.1557	2479.4137	2480.5694
3DH5	Ant1	2402	1.1856	2401.4050	2402.5906
		2441	1.1729	2440.4089	2441.5818
		2480	1.1849	2479.4047	2480.5896

Test Graphs

DH5_Ant1_2402

DH5_Ant1_2441

DH5_Ant1_2480

2DH5_Ant1_2402

2DH5_Ant1_2441

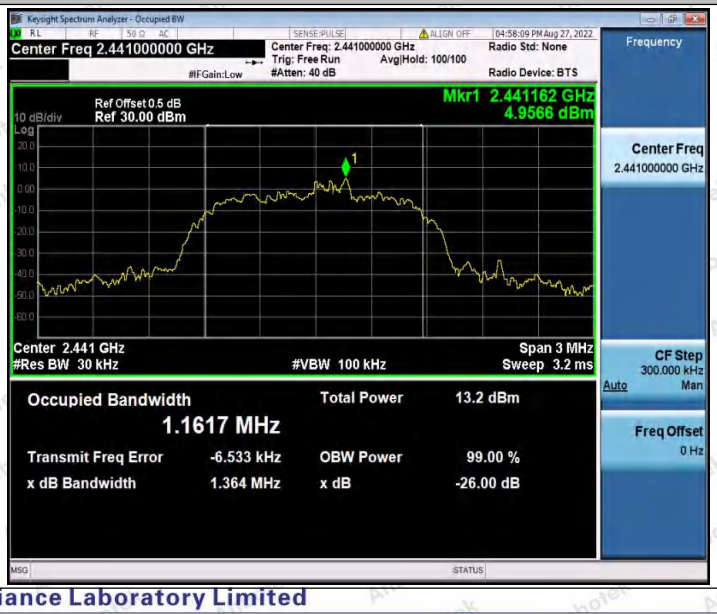

2DH5_Ant1_2480

3DH5_Ant1_2402

3DH5_Ant1_2441

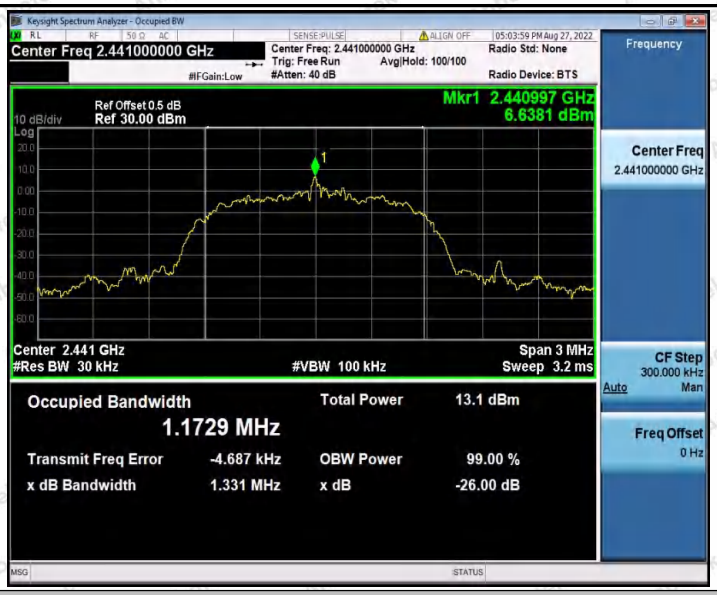

3DH5_Ant1_2480

Appendix C: Maximum conducted output power

Test Result Peak

Test Mode	Antenna	Frequency[MHz]	Conducted Peak Power[dBm]	Conducted Limit[dBm]	Verdict
DH5	Ant1	2402	8.17	≤30	PASS
		2441	8.23	≤30	PASS
		2480	7.89	≤30	PASS
2DH5	Ant1	2402	8.17	≤20.97	PASS
		2441	8.19	≤20.97	PASS
		2480	7.88	≤20.97	PASS
3DH5	Ant1	2402	8.18	≤20.97	PASS
		2441	8.23	≤20.97	PASS
		2480	7.88	≤20.97	PASS

Test Graphs

DH5_Ant1_2402

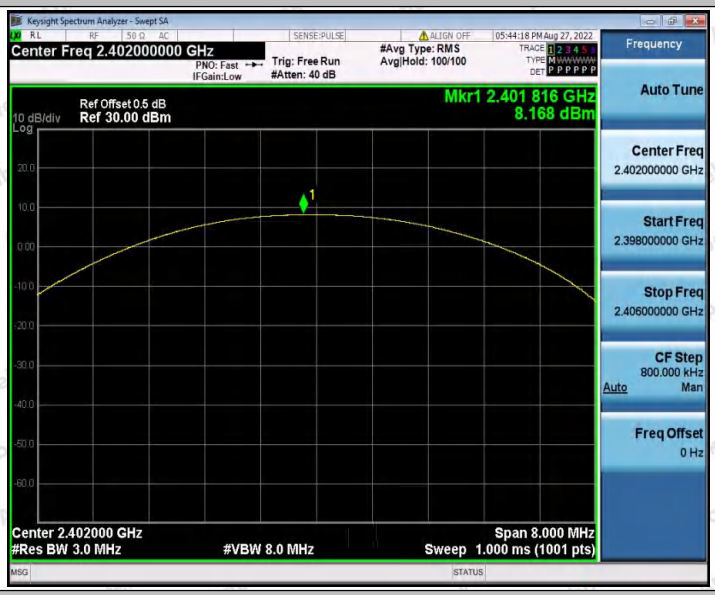

DH5_Ant1_2441

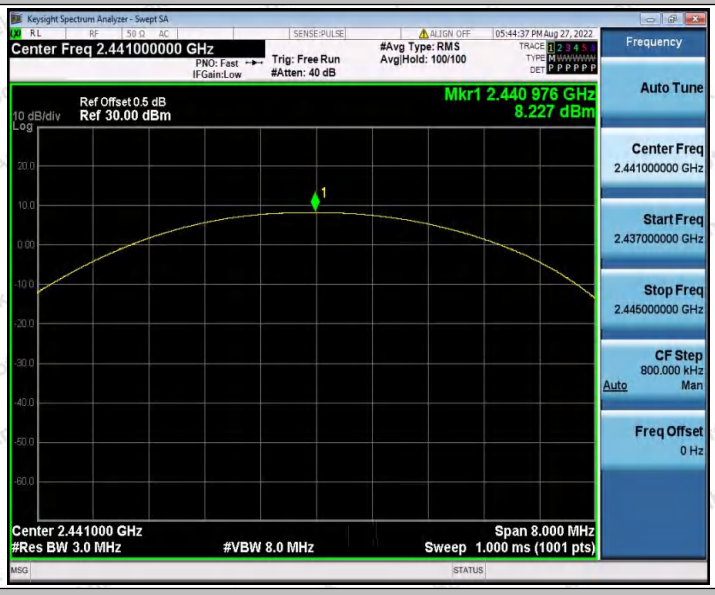

DH5_Ant1_2480

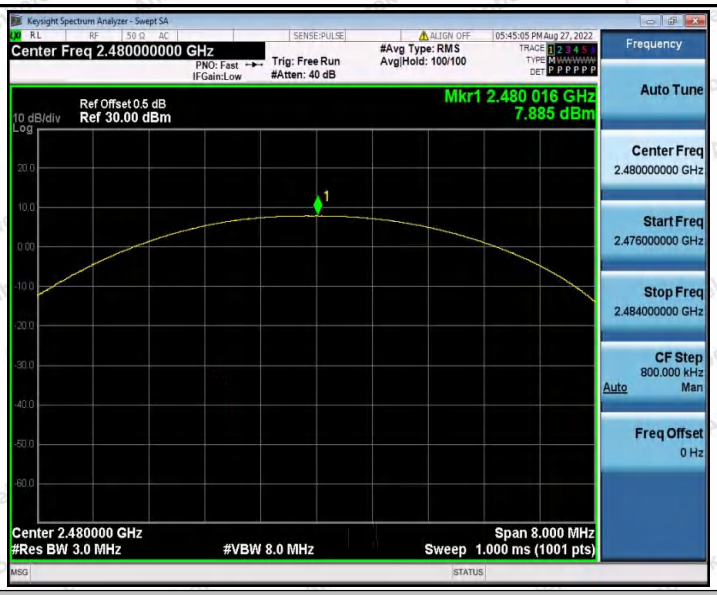

2DH5_Ant1_2402

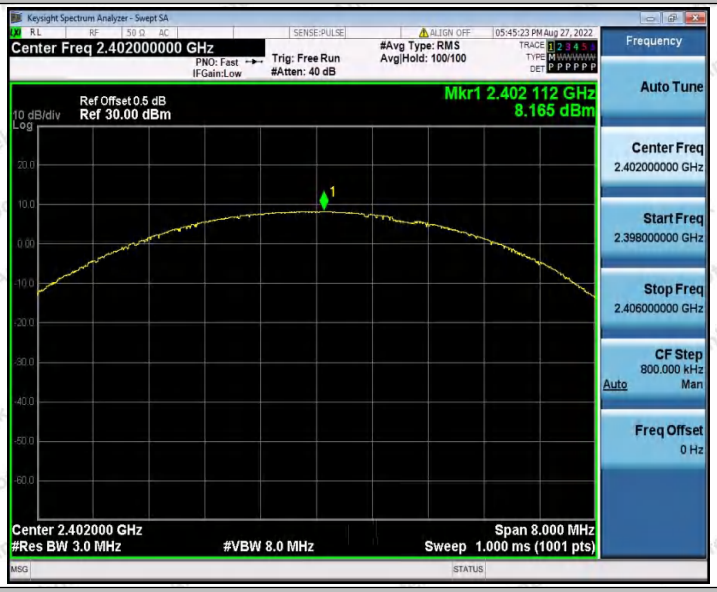

2DH5_Ant1_2441

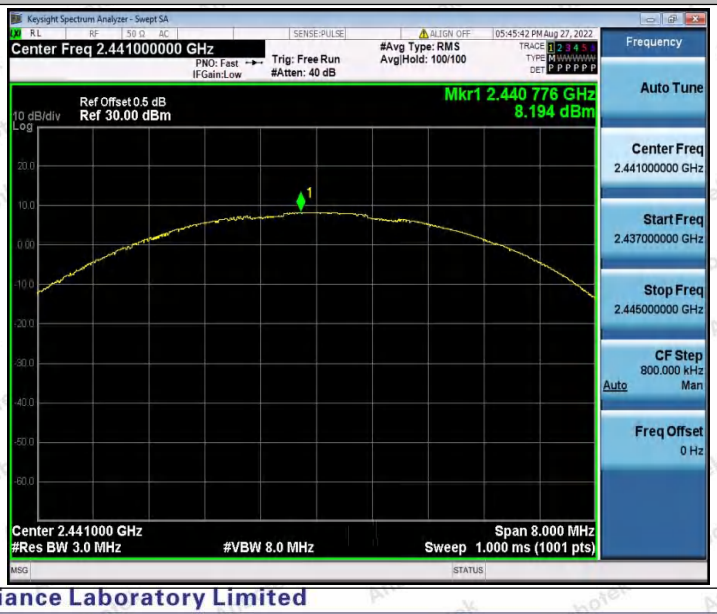

2DH5_Ant1_2480

3DH5_Ant1_2402

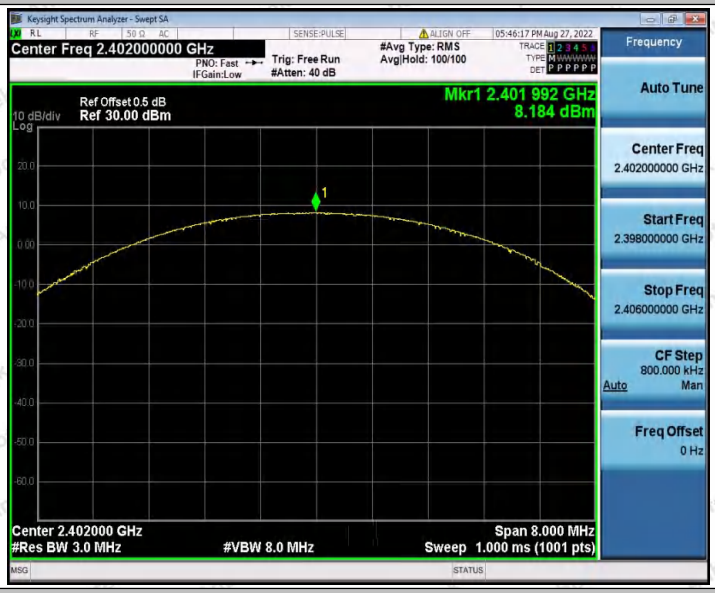

3DH5_Ant1_2441

3DH5_Ant1_2480

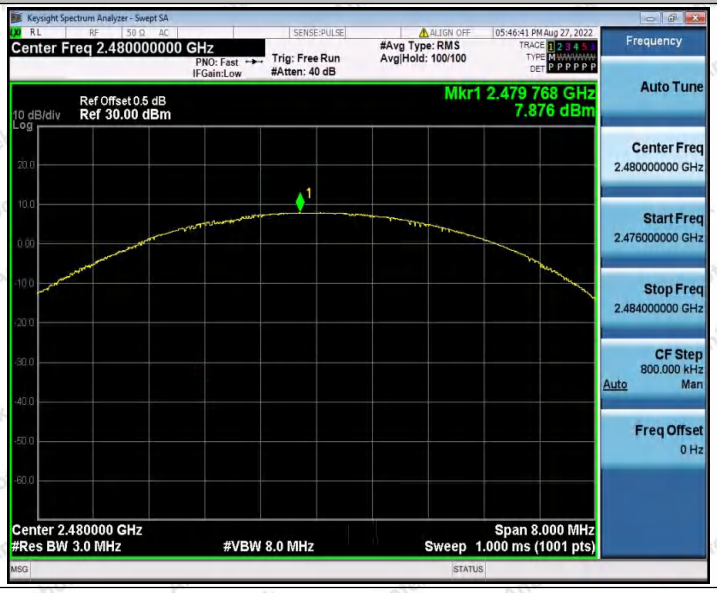

Appendix D: Carrier frequency separation

Test Result

TestMode	Antenna	Frequency[MHz]	Result[MHz]	Limit[MHz]	Verdict
DH5	Ant1	Hop	1.312	≥1.038	PASS
2DH5	Ant1	Hop	1.028	≥0.852	PASS
3DH5	Ant1	Hop	1.002	≥0.852	PASS

Test Graphs

DH5_Ant1_Hop

2DH5_Ant1_Hop

3DH5_Ant1_Hop

Keysight Spectrum Analyzer - Swept SA
Center Freq 2.441500000 GHz
PNO: Fast
IFGain:Low
Trig: Free Run
#Atten: 40 dB
#Avg Type: RMS
Avg|Hold: 5000/5000
05:28:59 PM Aug 27, 2022
Ref Offset 0.5 dB
10 dB/div
Ref 30.00 dBm
Log
ΔMkr2 1.002 MHz
-0.056 dB
Start 2.440500 GHz
#Res BW 300 kHz
#VBW 300 kHz
Stop 2.442500 GHz
Sweep 1.000 ms (1001 pts)
Frequency
Auto Tune
Center Freq
2.441500000 GHz
Start Freq
2.440500000 GHz
Stop Freq
2.442500000 GHz
CF Step
200.000 kHz
Auto
Man
Freq Offset
0 Hz

Appendix E: Time of occupancy

Test Result

Test Result

TestMode	Antenna	Frequency[MHz]	BurstWidth [ms]	TotalHops [Num]	Result[s]	Limit[s]	Verdict
DH1	Ant1	Hop	0.372	313	0.116	≤0.4	PASS
DH3	Ant1	Hop	1.628	158	0.257	≤0.4	PASS
DH5	Ant1	Hop	2.877	106	0.305	≤0.4	PASS
2DH1	Ant1	Hop	0.380	314	0.119	≤0.4	PASS
2DH3	Ant1	Hop	1.631	159	0.259	≤0.4	PASS
2DH5	Ant1	Hop	2.880	105	0.302	≤0.4	PASS
3DH1	Ant1	Hop	0.380	314	0.119	≤0.4	PASS
3DH3	Ant1	Hop	1.631	159	0.259	≤0.4	PASS
3DH5	Ant1	Hop	2.882	114	0.329	≤0.4	PASS

Test Graphs

DH1_Ant1_Hop

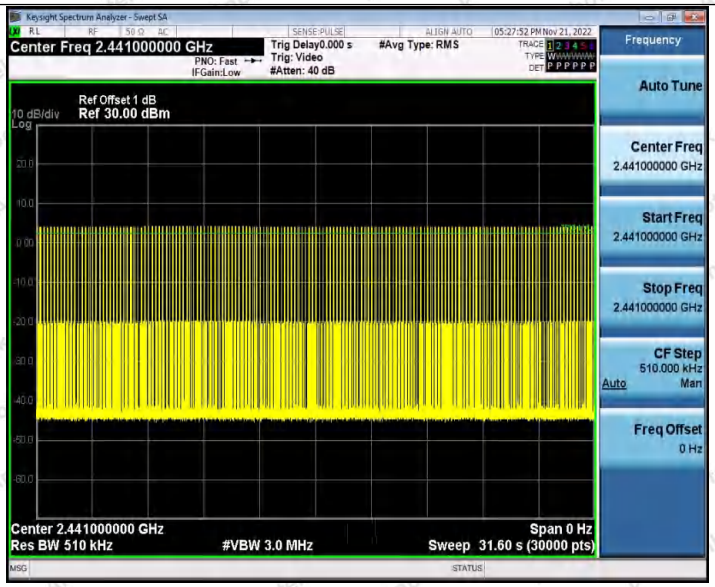

DH3_Ant1_Hop

Keysight Spectrum Analyzer - Swept SA
Center Freq 2.441000000 GHz
Trig Delay-2.000 ms
#Avg Type: RMS
Trig: Video
#Atten: 40 dB
PNO: Fast
IFGain:Low
Ref Offset 1 dB
10 dB/div
Ref 30.00 dBm
ΔMkr2 1.628 ms
3.34 dB
Center 2.441000000 GHz
Res BW 1.0 MHz
#VBW 3.0 MHz
Span 0 Hz
Sweep 10.13 ms (8000 pts)
Frequency
Auto Tune
Center Freq
2.441000000 GHz
Start Freq
2.441000000 GHz
Stop Freq
2.441000000 GHz
CF Step
1.000000 MHz
Auto
Man
Freq Offset
0 Hz

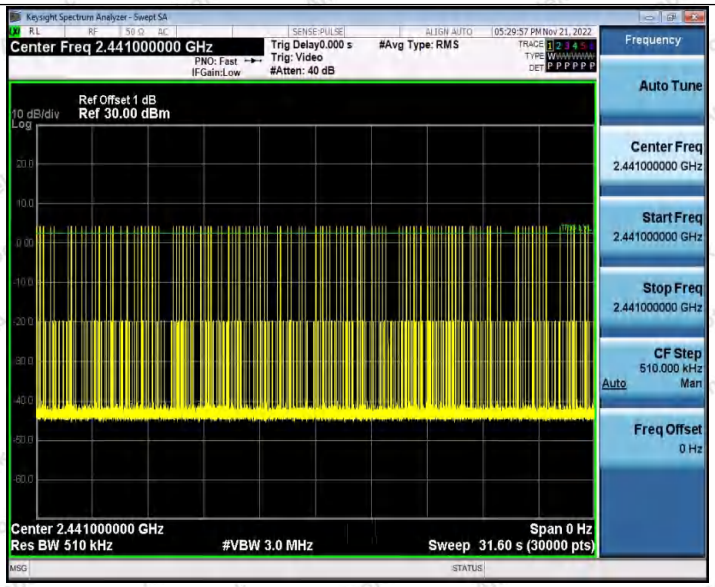
Keysight Spectrum Analyzer - Swept SA
Center Freq 2.441000000 GHz
Trig Delay0.000 s
#Avg Type: RMS
Trig: Video
#Atten: 40 dB
PNO: Fast
IFGain:Low
Ref Offset 1 dB
10 dB/div
Ref 30.00 dBm
Center 2.441000000 GHz
Res BW 510 kHz
#VBW 3.0 MHz
Span 0 Hz
Sweep 31.60 s (30000 pts)
Frequency
Auto Tune
Center Freq
2.441000000 GHz
Start Freq
2.441000000 GHz
Stop Freq
2.441000000 GHz
CF Step
510.000 kHz
Auto
Man
Freq Offset
0 Hz

DH5_Ant1_Hop

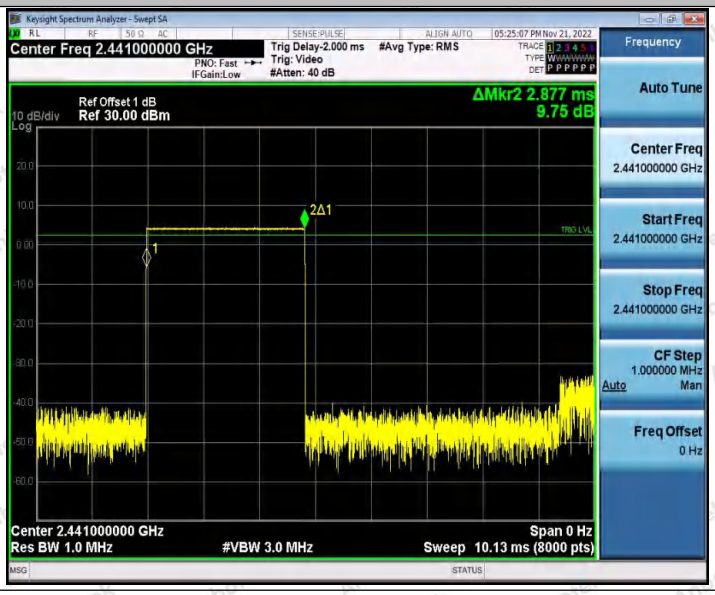
Keysight Spectrum Analyzer - Swept SA
Center Freq 2.441000000 GHz
Trig Delay-2.000 ms
#Avg Type: RMS
Trig: Video
#Atten: 40 dB
PNO: Fast
IFGain:Low
Ref Offset 1 dB
10 dB/div
Ref 30.00 dBm
ΔMkr2 2.877 ms
9.75 dB
Center 2.441000000 GHz
Res BW 1.0 MHz
#VBW 3.0 MHz
Span 0 Hz
Sweep 10.13 ms (8000 pts)
Frequency
Auto Tune
Center Freq
2.441000000 GHz
Start Freq
2.441000000 GHz
Stop Freq
2.441000000 GHz
CF Step
1.000000 MHz
Auto
Man
Freq Offset
0 Hz

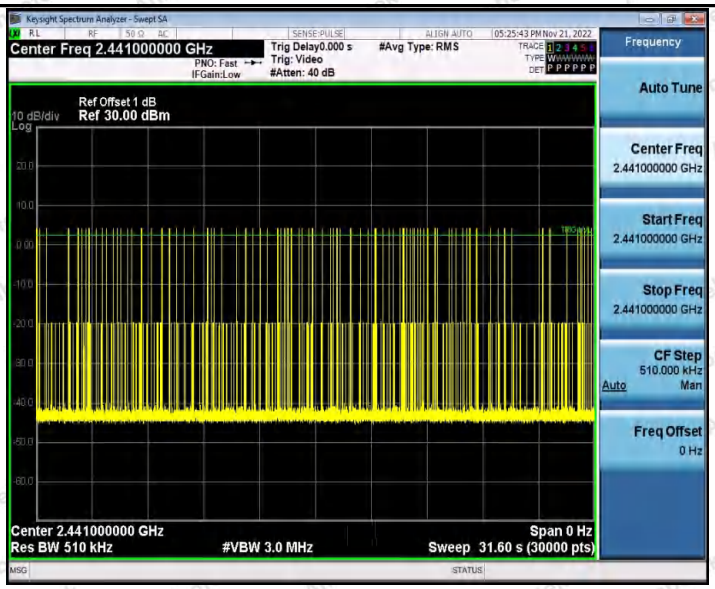

2DH1_Ant1_Hop

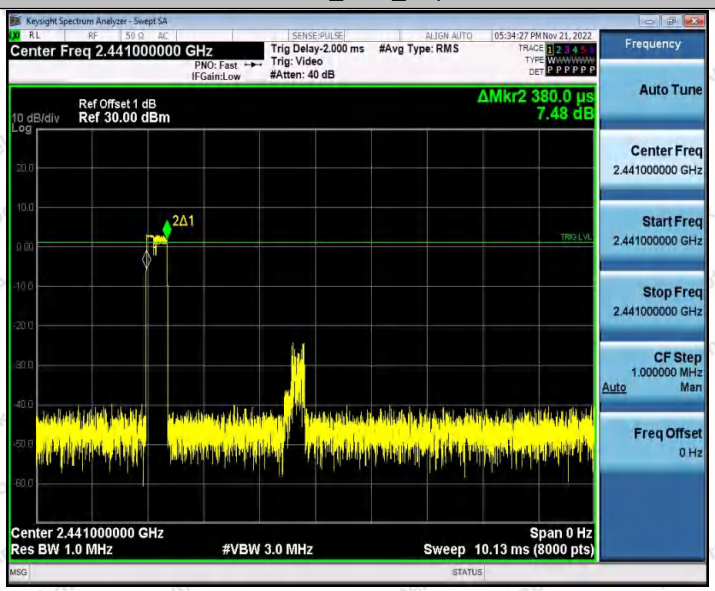

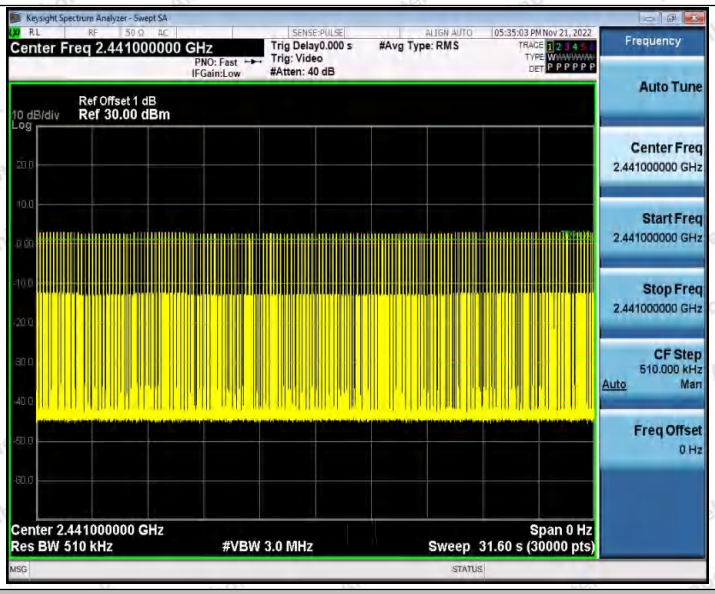

2DH3_Ant1_Hop

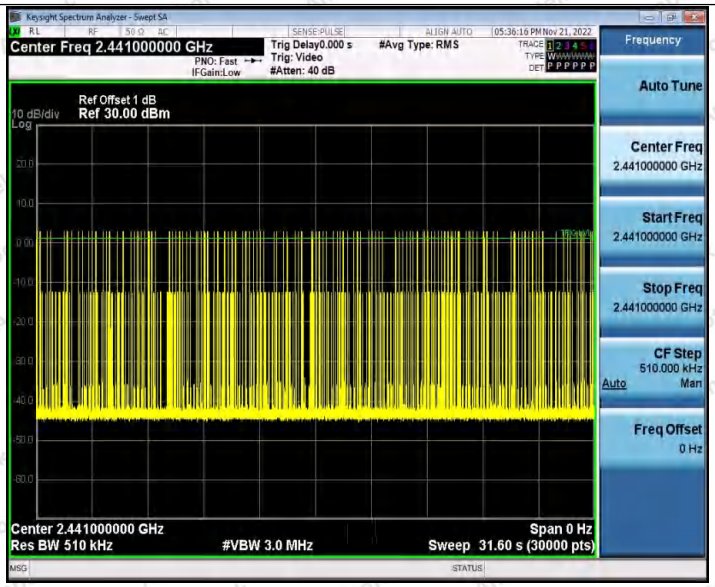

2DH5_Ant1_Hop

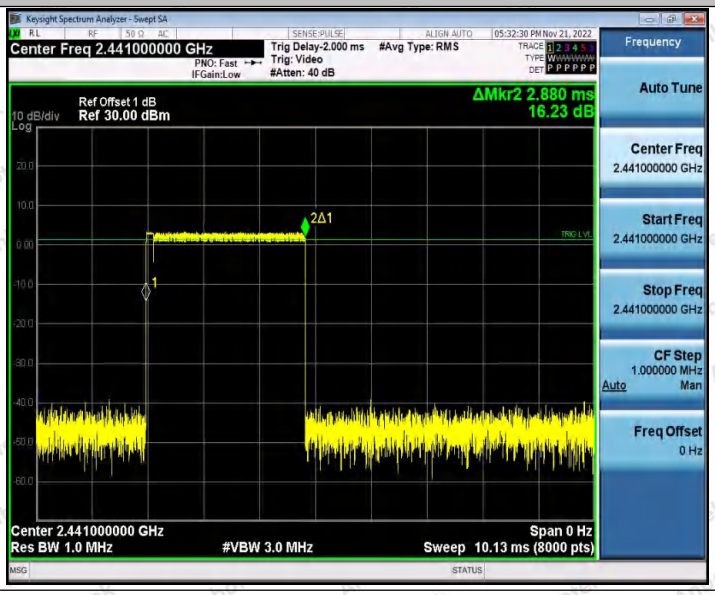

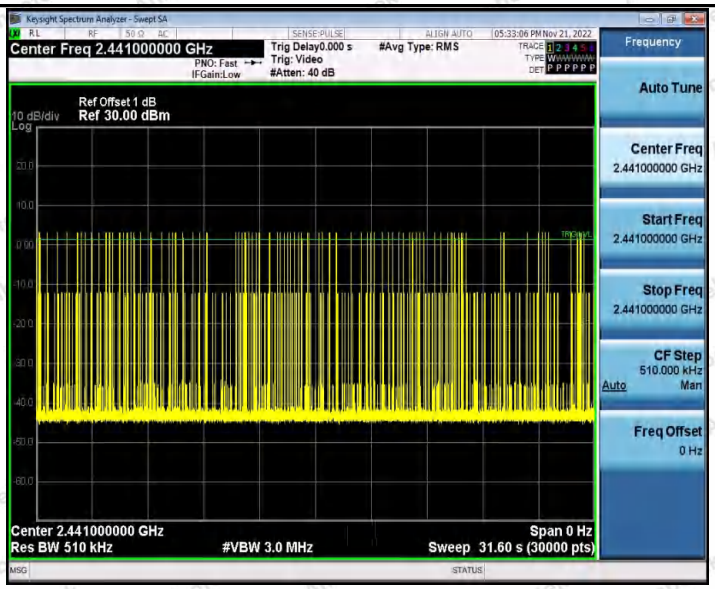

3DH1_Ant1_Hop

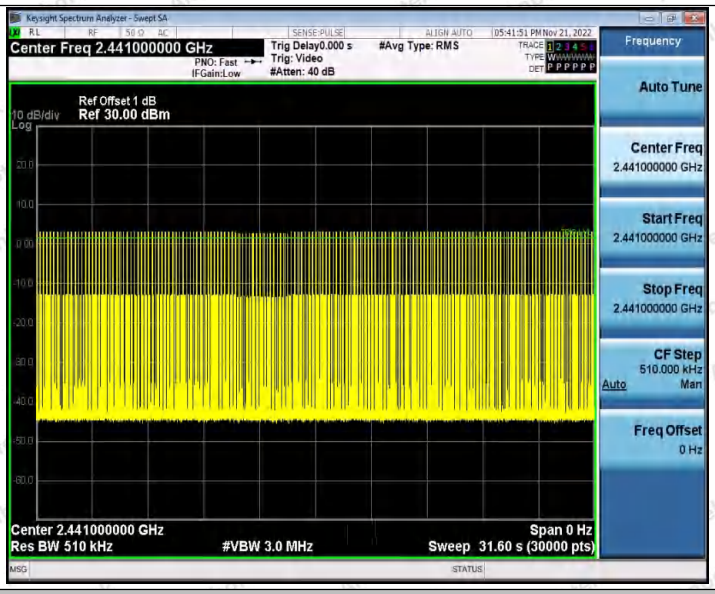

3DH3_Ant1_Hop

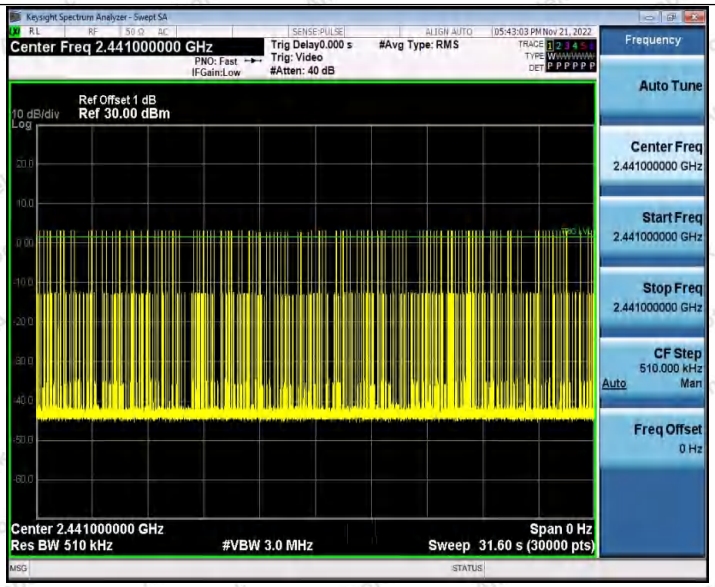

3DH5_Ant1_Hop

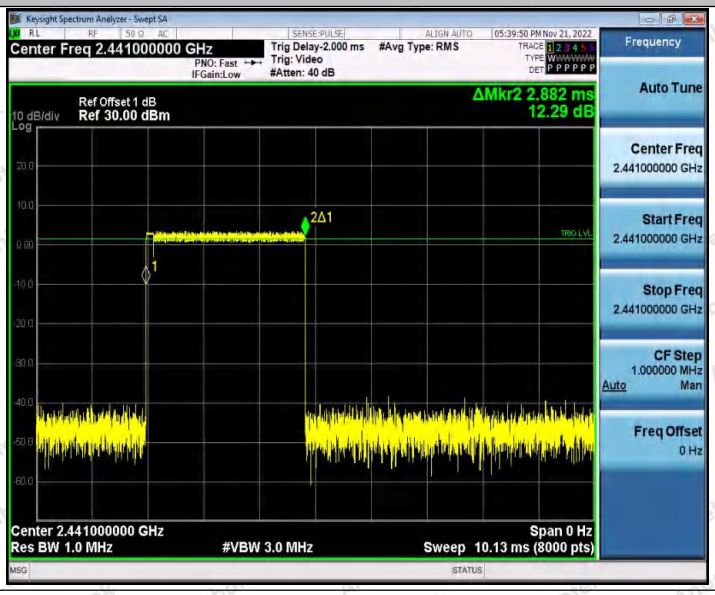

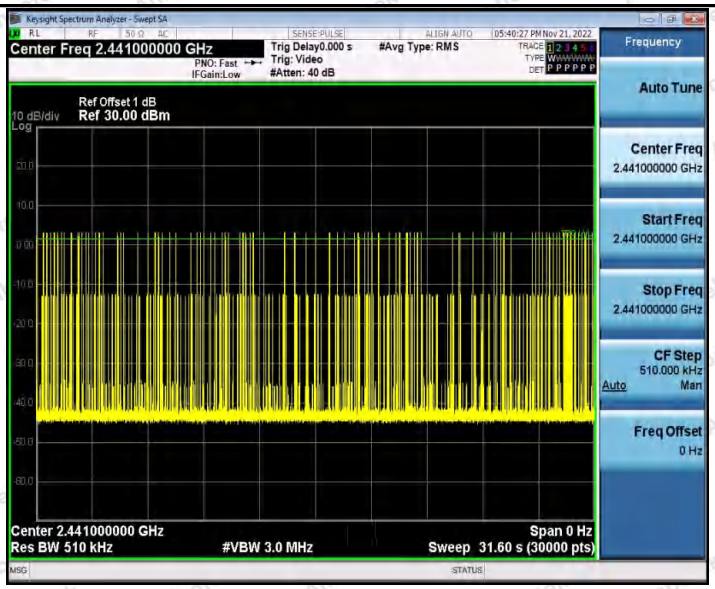
Keysight Spectrum Analyzer - Swept SA
Center Freq 2.441000000 GHz
PNO: Fast
IFGain:Low
Trig Delay0.000 s
Trig: Video
#Atten: 40 dB
#Avg Type: RMS
05:40:27 PM Nov 21, 2022
Frequency
Auto Tune
Center Freq
2.441000000 GHz
Start Freq
2.441000000 GHz
Stop Freq
2.441000000 GHz
CF Step
510.000 kHz
Auto
Man
Freq Offset
0 Hz
Ref Offset 1 dB
10 dB/div
Ref 30.00 dBm
Log
Center 2.441000000 GHz
Res BW 510 kHz
#VBW 3.0 MHz
Span 0 Hz
Sweep 31.60 s (30000 pts)
MSG
STATUS

Appendix F: Number of hopping channels

Test Result

TestMode	Antenna	Frequency[MHz]	Result[Num]	Limit[Num]	Verdict
DH5	Ant1	Hop	79	≥15	PASS
2DH5	Ant1	Hop	79	≥15	PASS
3DH5	Ant1	Hop	79	≥15	PASS

Test Graphs

DH5_Ant1_Hop

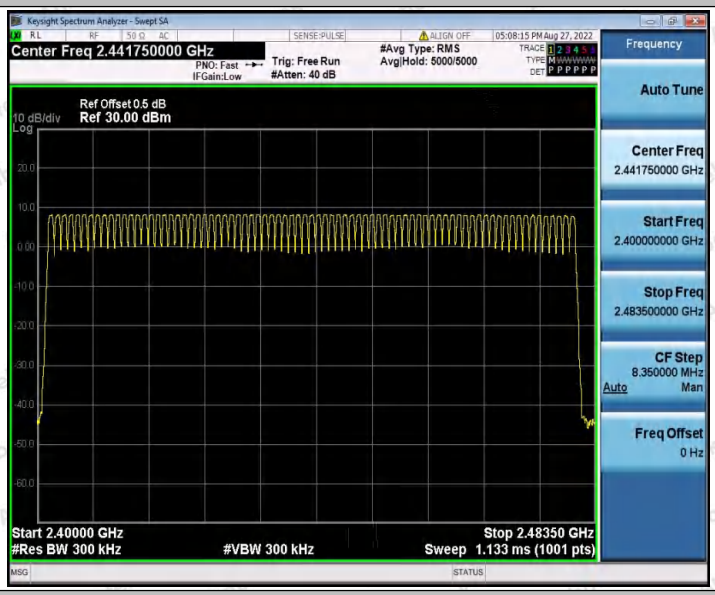

2DH5_Ant1_Hop

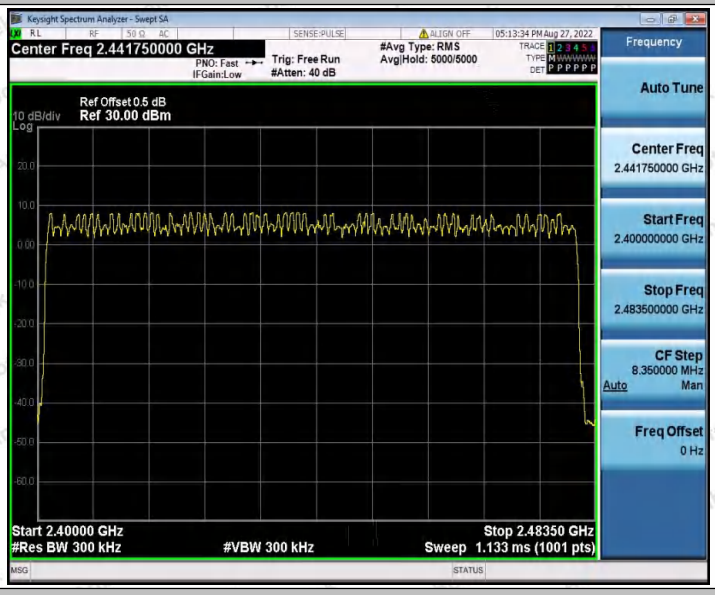

3DH5_Ant1_Hop

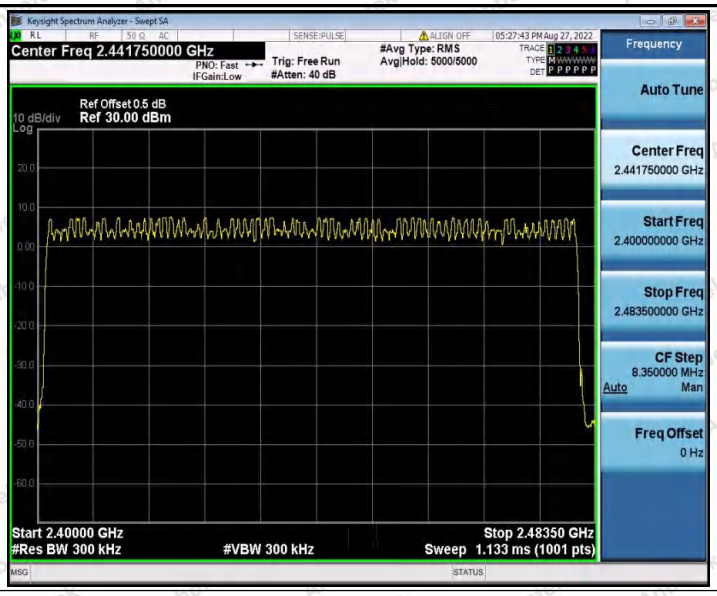
Keysight Spectrum Analyzer - Swept SA
Center Freq 2.441750000 GHz
PNO: Fast
IFGain:Low
Trig: Free Run
#Atten: 40 dB
#Avg Type: RMS
Avg|Hold: 5000/5000
05:27:43 PM Aug 27, 2022
Ref Offset 0.5 dB
10 dB/div
Ref 30.00 dBm
Log
Start 2.40000 GHz
#Res BW 300 kHz
#VBW 300 kHz
Stop 2.48350 GHz
Sweep 1.133 ms (1001 pts)
Frequency
Auto Tune
Center Freq
2.441750000 GHz
Start Freq
2.400000000 GHz
Stop Freq
2.483500000 GHz
CF Step
8.350000 MHz
Auto
Man
Freq Offset
0 Hz

Appendix G: Band edge measurements

Test Result

TestMode	Antenna	ChName	Frequency[MHz]	RefLevel [dBm]	Result [dBm]	Limit [dBm]	Verdict
DH5	Ant1	Low	2402	7.31	-42.87	≤-12.69	PASS
		High	2480	7.65	-55.29	≤-12.36	PASS
		Low	Hop_2402	7.70	-52.57	≤-12.3	PASS
		High	Hop_2480	7.57	-55.12	≤-12.43	PASS
2DH5	Ant1	Low	2402	7.15	-50.82	≤-12.85	PASS
		High	2480	7.59	-54.42	≤-12.41	PASS
		Low	Hop_2402	2.32	-54.45	≤-17.69	PASS
		High	Hop_2480	3.48	-57.47	≤-16.52	PASS
3DH5	Ant1	Low	2402	5.25	-46.65	≤-14.75	PASS
		High	2480	5.06	-55.36	≤-14.95	PASS
		Low	Hop_2402	3.30	-55.43	≤-16.7	PASS
		High	Hop_2480	7.68	-56.3	≤-12.32	PASS

Test Graphs

DH5_Ant1_Low_2402

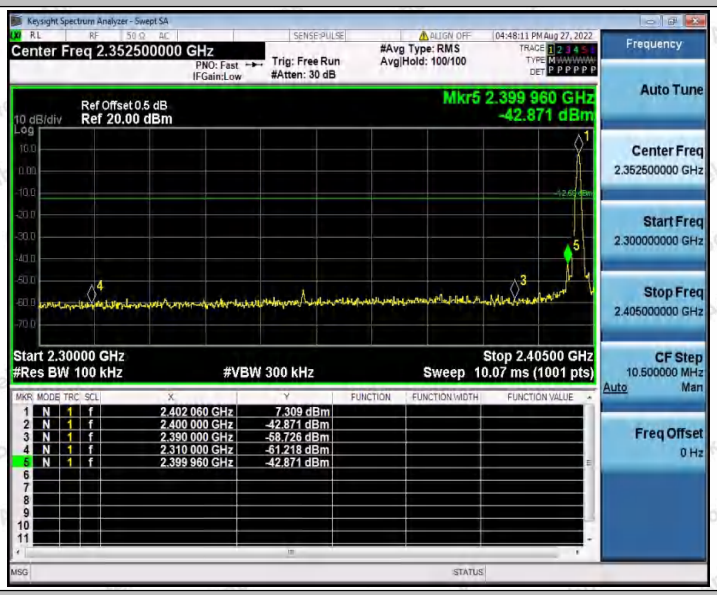

DH5_Ant1_High_2480

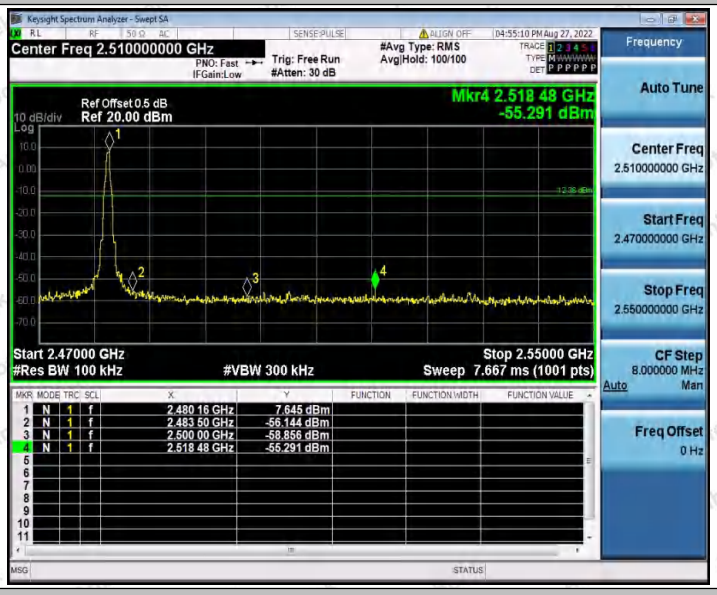

DH5_Ant1_Low_Hop_2402

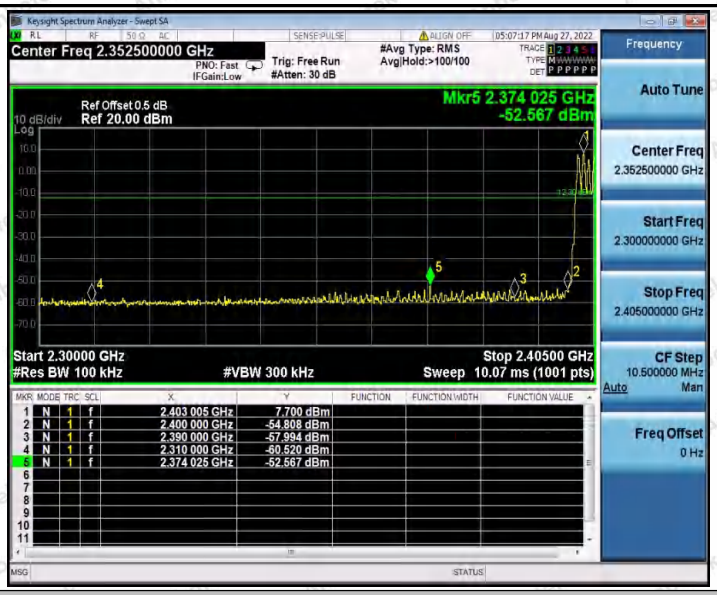

DH5_Ant1_High_Hop_2480

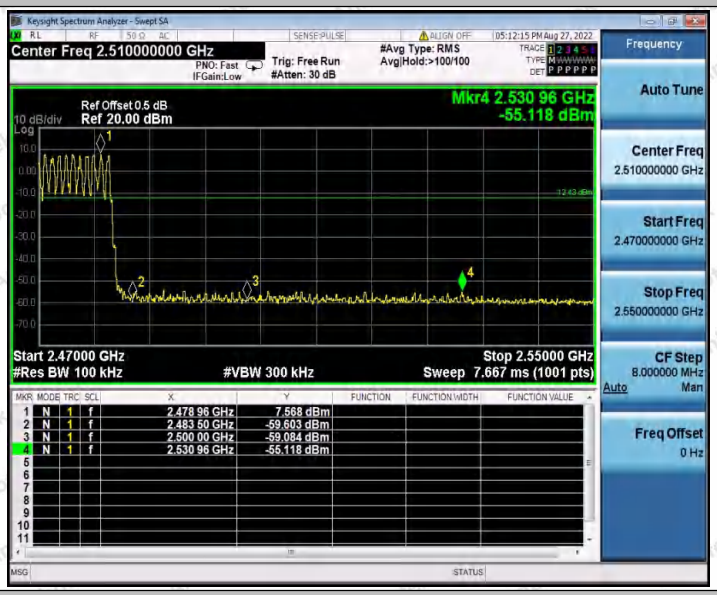

2DH5_Ant1_Low_2402

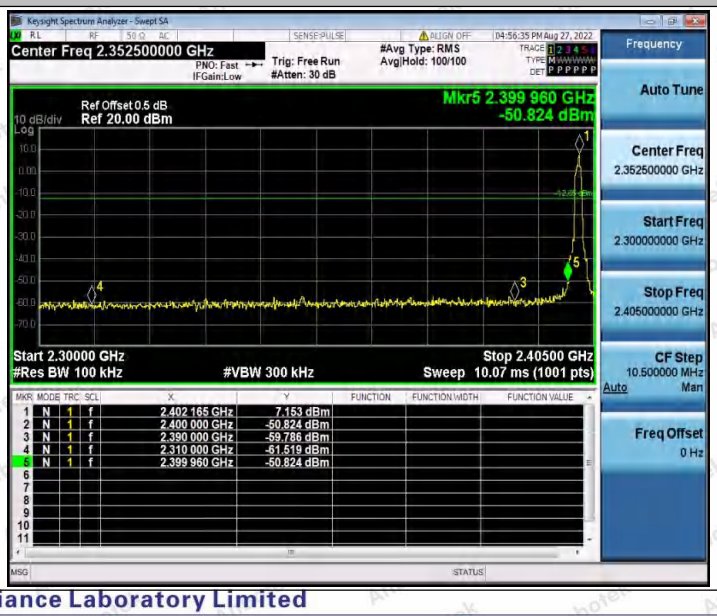

2DH5_Ant1_High_2480

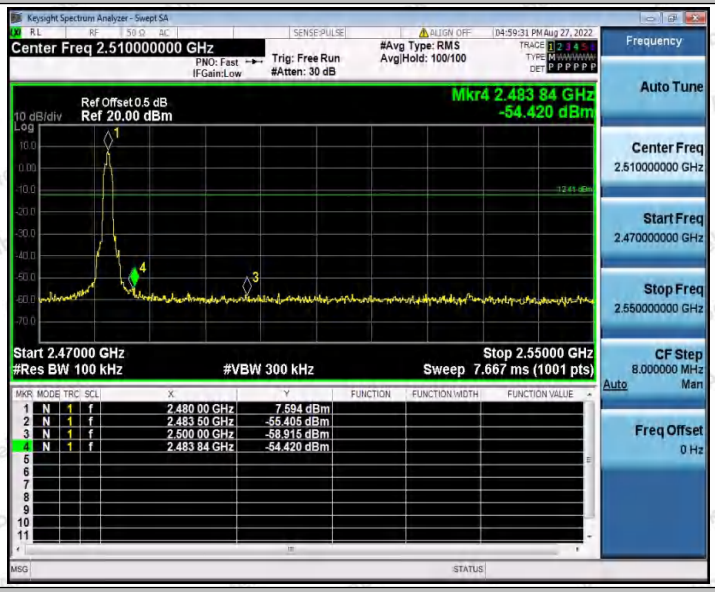

2DH5_Ant1_Low_Hop_2402

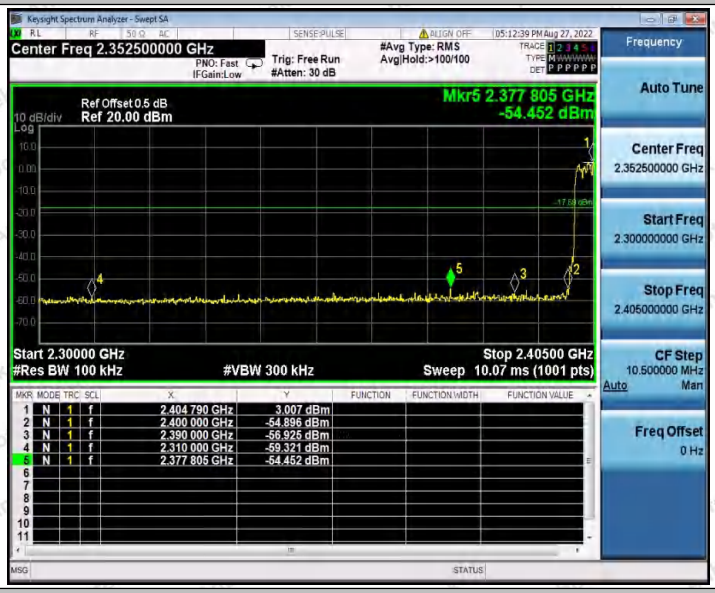

2DH5_Ant1_High_Hop_2480

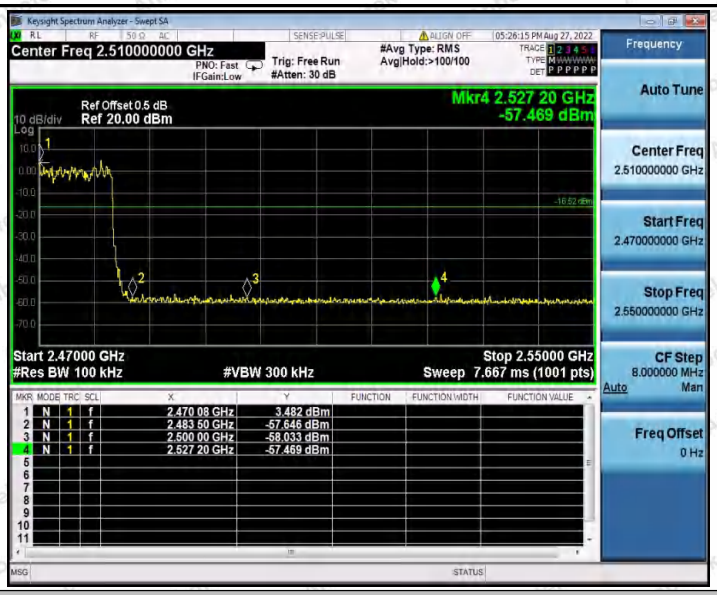

3DH5_Ant1_Low_2402

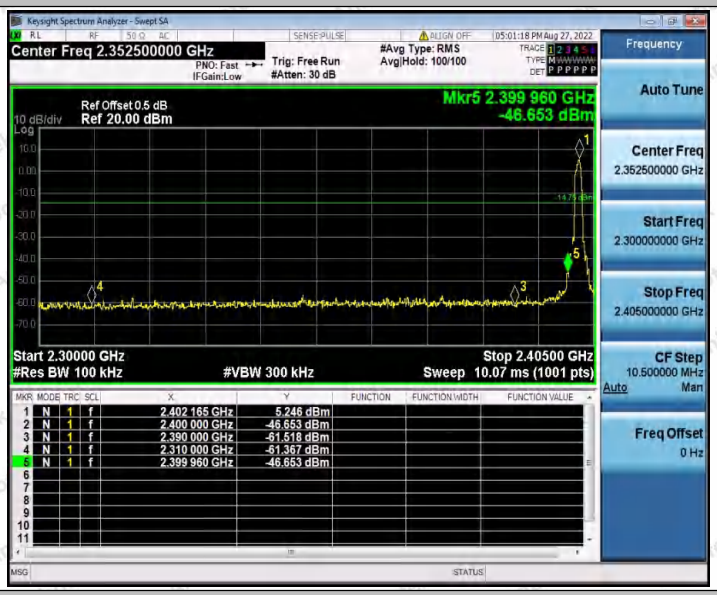

3DH5_Ant1_High_2480

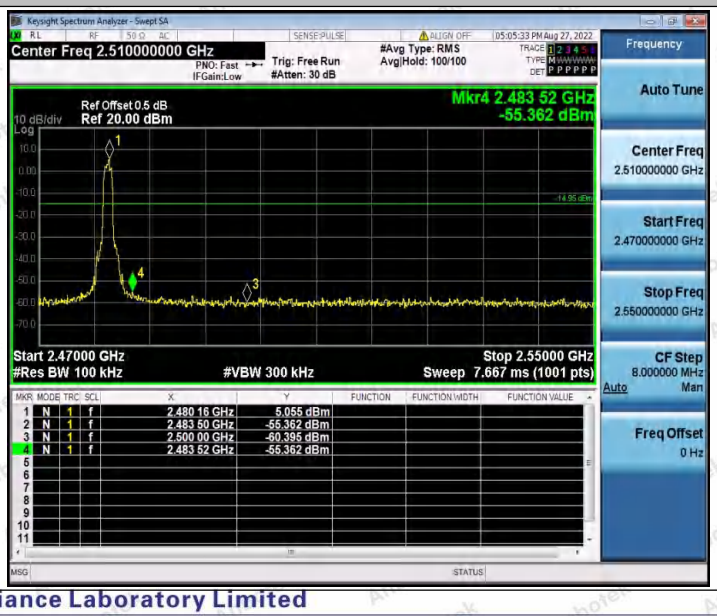

3DH5_Ant1_Low_Hop_2402

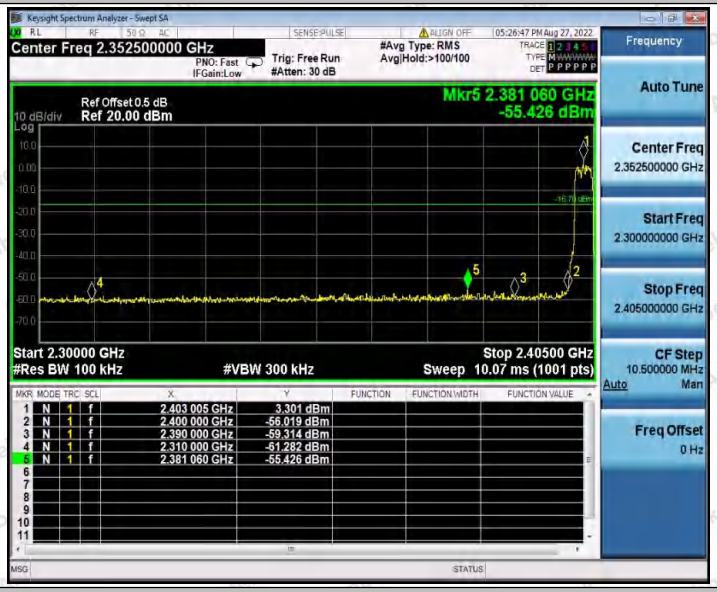

3DH5_Ant1_High_Hop_2480

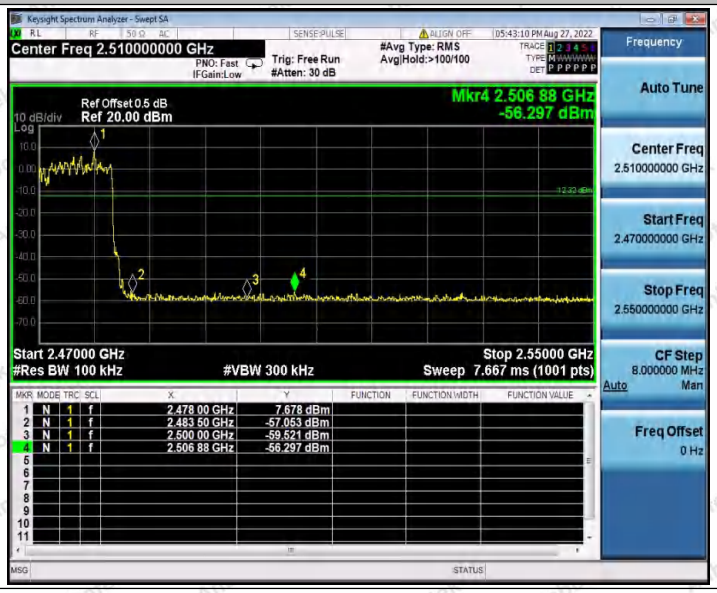

Appendix H: Conducted Spurious Emission

Test Result

TestMode	Antenna	Frequency[MHz]	FreqRange [MHz]	RefLevel [dBm]	Result [dBm]	Limit [dBm]	Verdict
DH5	Ant1	2402	Reference	7.03	7.03	---	PASS
			30~1000	7.03	-69.61	≤-22.97	PASS
			1000~26500	7.03	-53.7	≤-22.97	PASS
		2441	Reference	7.40	7.40	---	PASS
			30~1000	7.40	-68.57	≤-22.6	PASS
			1000~26500	7.40	-53.1	≤-22.6	PASS
		2480	Reference	7.14	7.14	---	PASS
			30~1000	7.14	-70.27	≤-22.86	PASS
			1000~26500	7.14	-53.9	≤-22.86	PASS
2DH5	Ant1	2402	Reference	6.71	6.71	---	PASS
			30~1000	6.71	-69.76	≤-23.29	PASS
			1000~26500	6.71	-53.5	≤-23.29	PASS
		2441	Reference	3.47	3.47	---	PASS
			30~1000	3.47	-69.9	≤-26.53	PASS
			1000~26500	3.47	-54.08	≤-26.53	PASS
		2480	Reference	2.11	2.11	---	PASS
			30~1000	2.11	-70.2	≤-27.89	PASS
			1000~26500	2.11	-52.76	≤-27.89	PASS
3DH5	Ant1	2402	Reference	7.79	7.79	---	PASS
			30~1000	7.79	-69.25	≤-22.21	PASS
			1000~26500	7.79	-53.05	≤-22.21	PASS
		2441	Reference	6.91	6.91	---	PASS
			30~1000	6.91	-69.73	≤-23.09	PASS
			1000~26500	6.91	-53.91	≤-23.09	PASS
		2480	Reference	3.01	3.01	---	PASS
			30~1000	3.01	-69.41	≤-26.99	PASS
			1000~26500	3.01	-54.35	≤-26.99	PASS

Test Graphs

DH5_Ant1_2402_0~Reference

DH5_Ant1_2402_30~1000

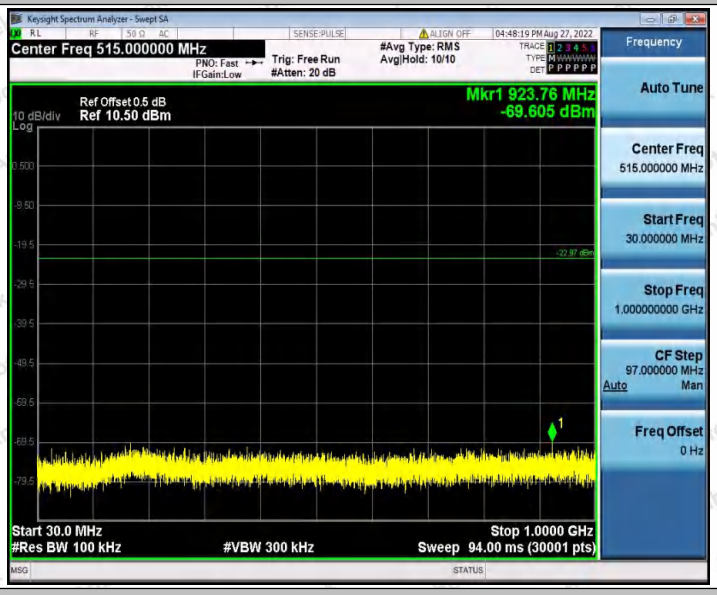

DH5_Ant1_2402_1000~26500

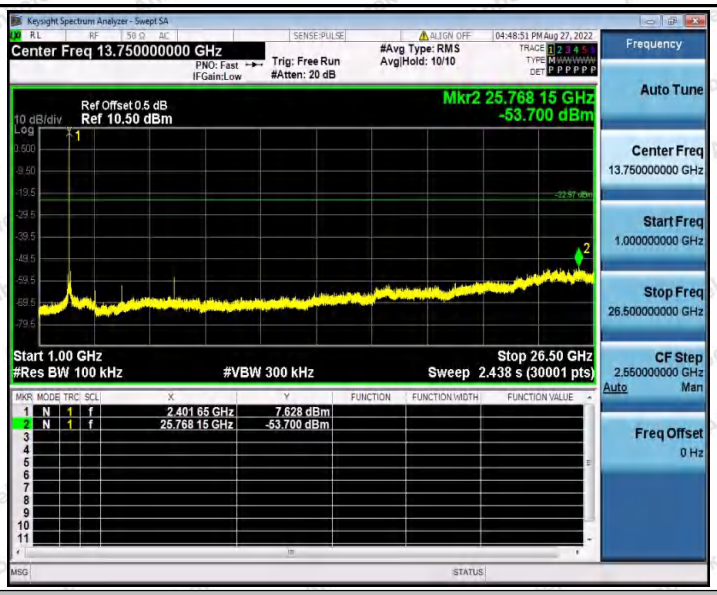

DH5_Ant1_2441_0~Reference

DH5_Ant1_2441_30~1000

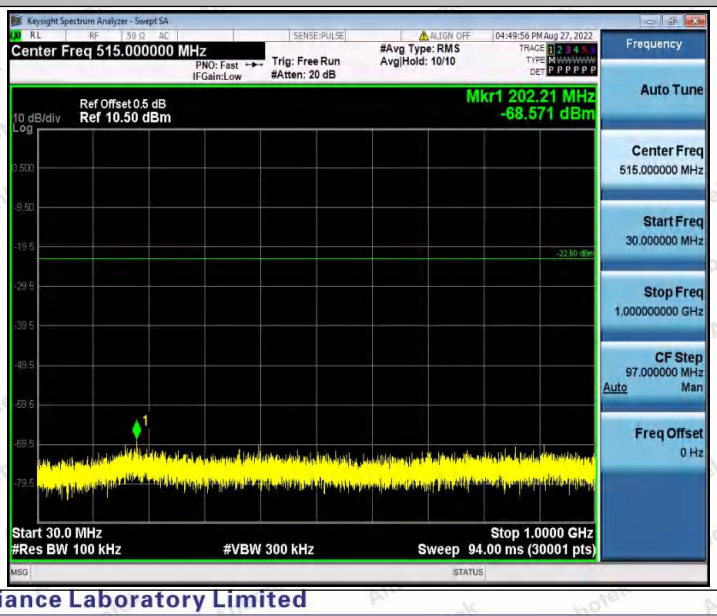

DH5_Ant1_2441_1000~26500

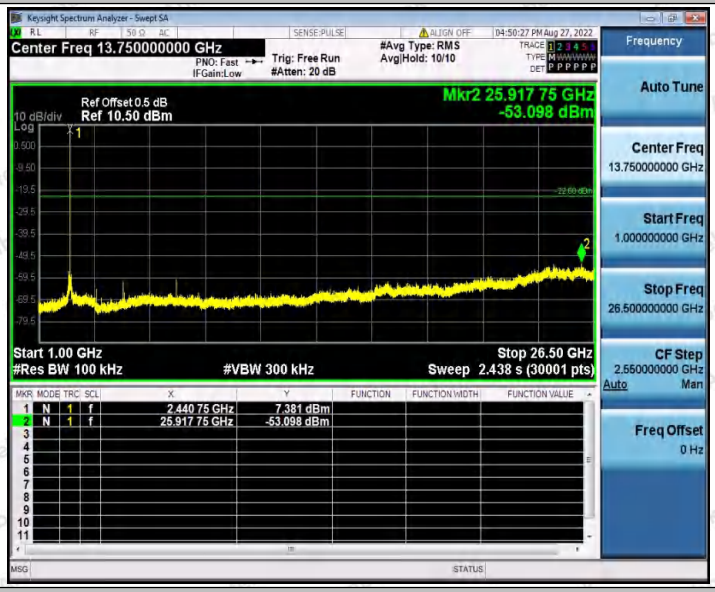

DH5_Ant1_2480_0~Reference

DH5_Ant1_2480_30~1000

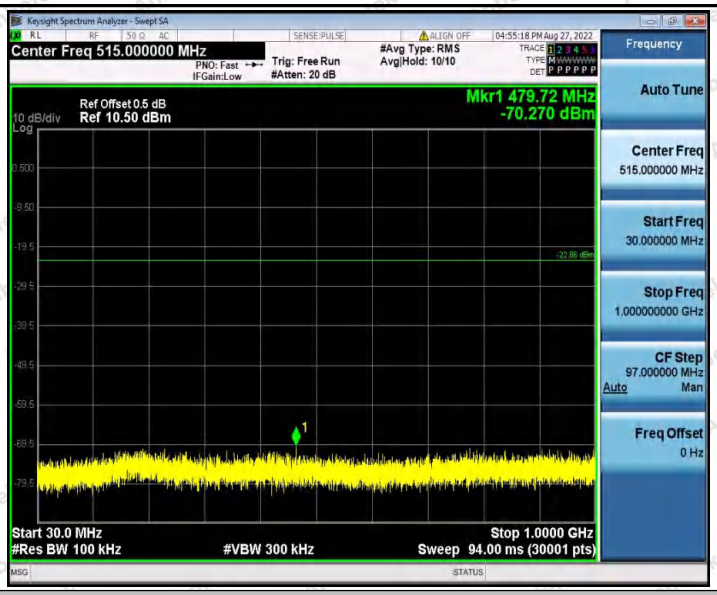

DH5_Ant1_2480_1000~26500

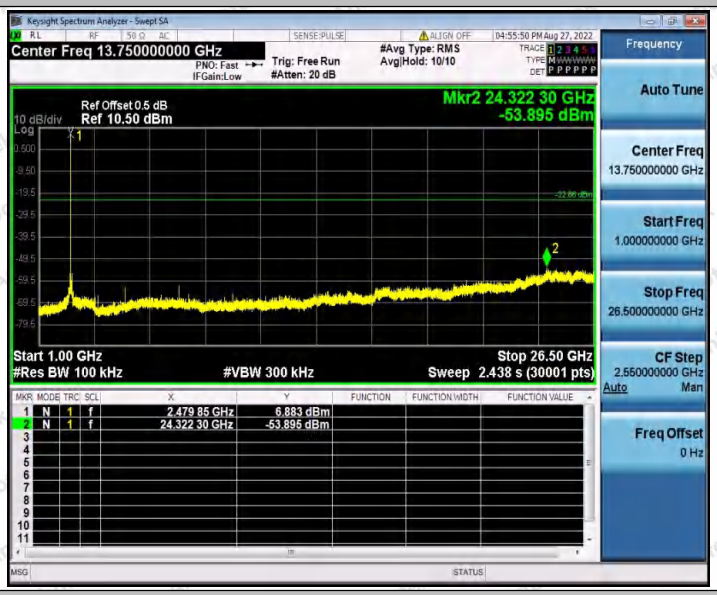

2DH5_Ant1_2402_0~Reference

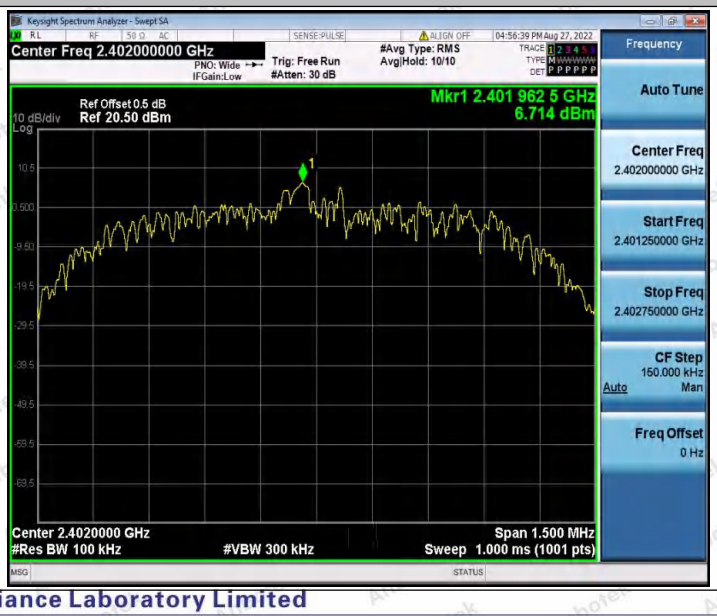

2DH5_Ant1_2402_30~1000

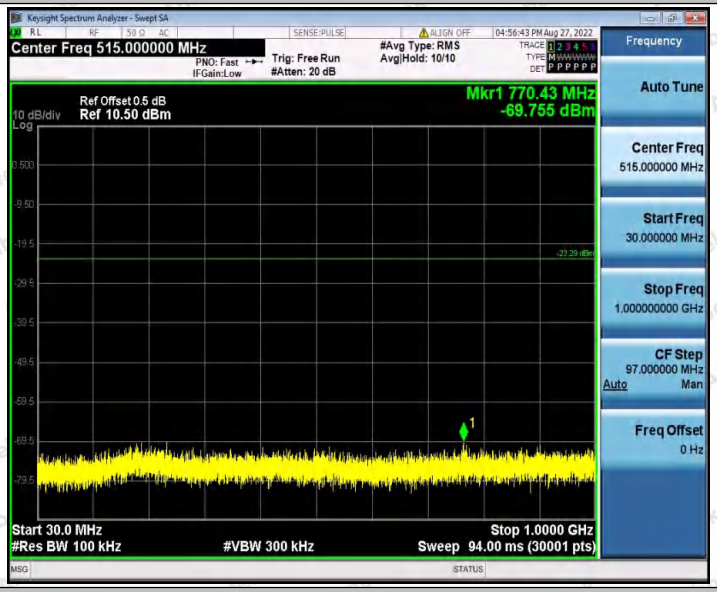

2DH5_Ant1_2402_1000~26500

2DH5_Ant1_2441_0~Reference

2DH5_Ant1_2441_30~1000

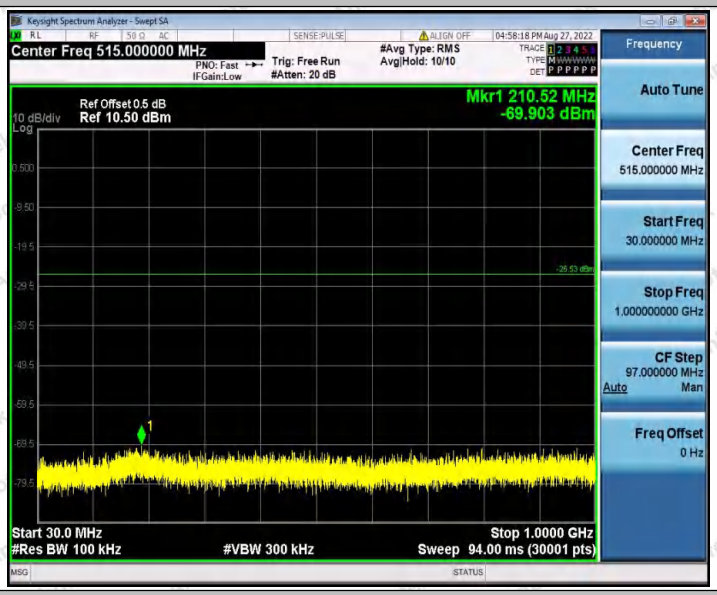

2DH5_Ant1_2441_1000~26500

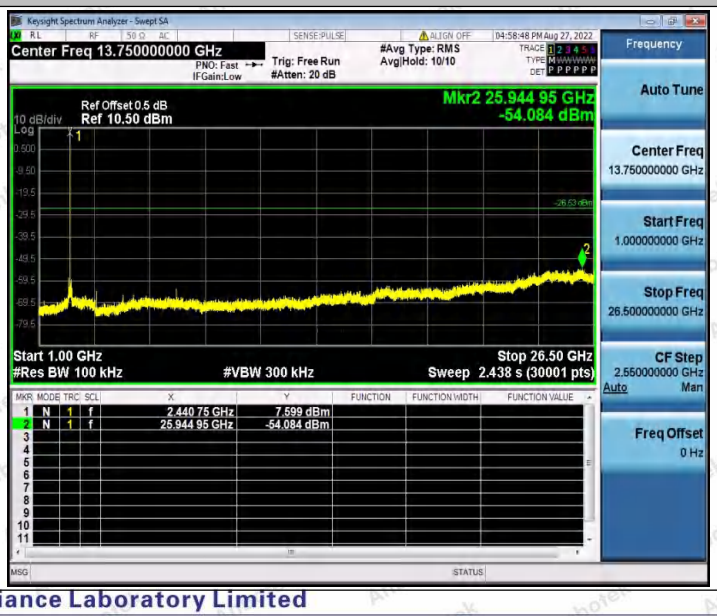

2DH5_Ant1_2480_0~Reference

2DH5_Ant1_2480_30~1000

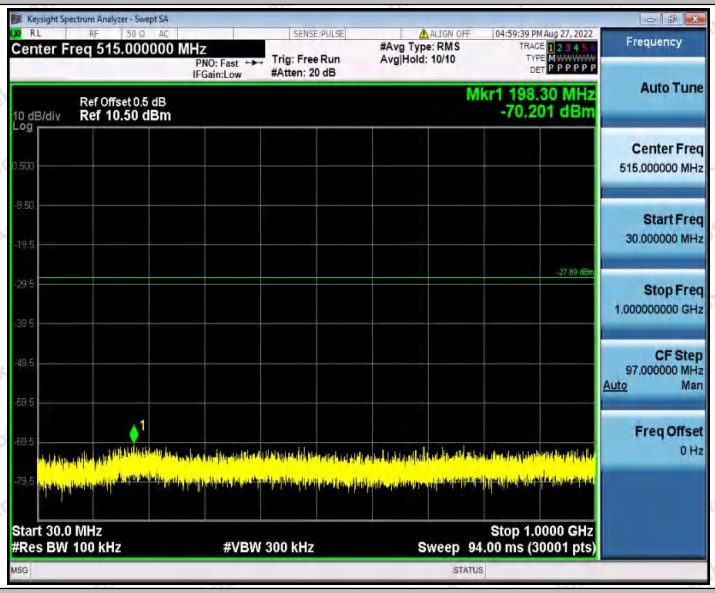

2DH5_Ant1_2480_1000~26500

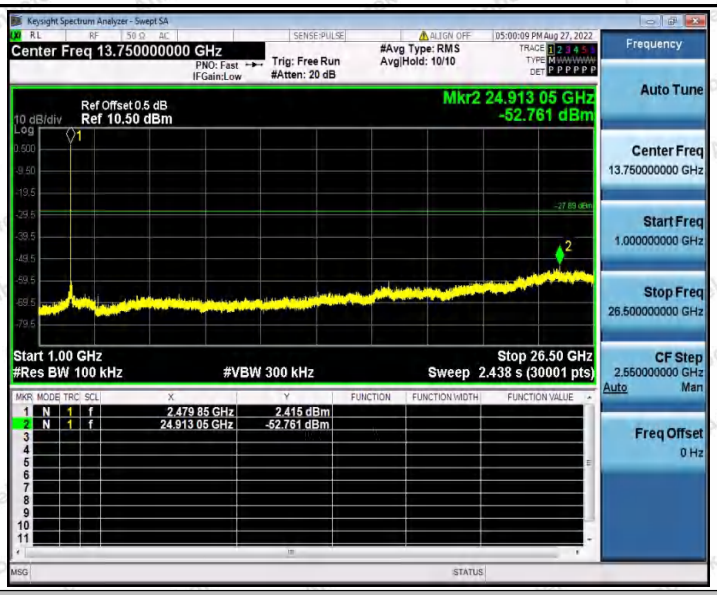

3DH5_Ant1_2402_0~Reference

3DH5_Ant1_2402_30~1000

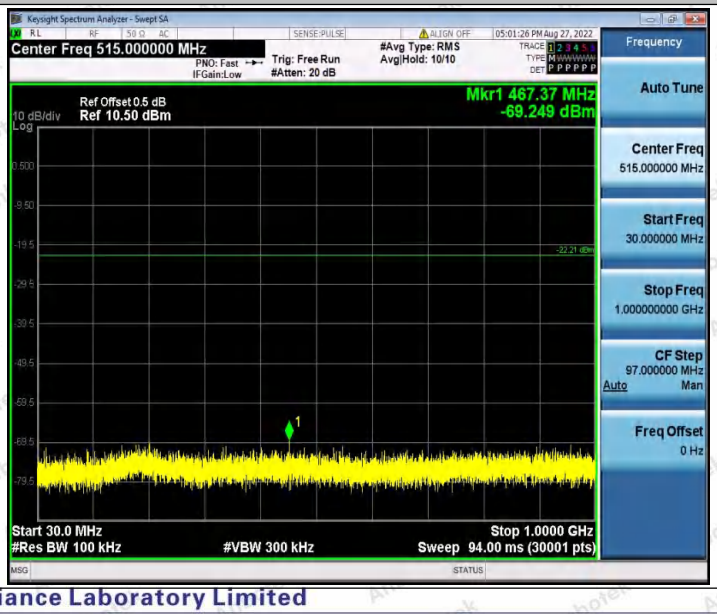

3DH5_Ant1_2402_1000~26500

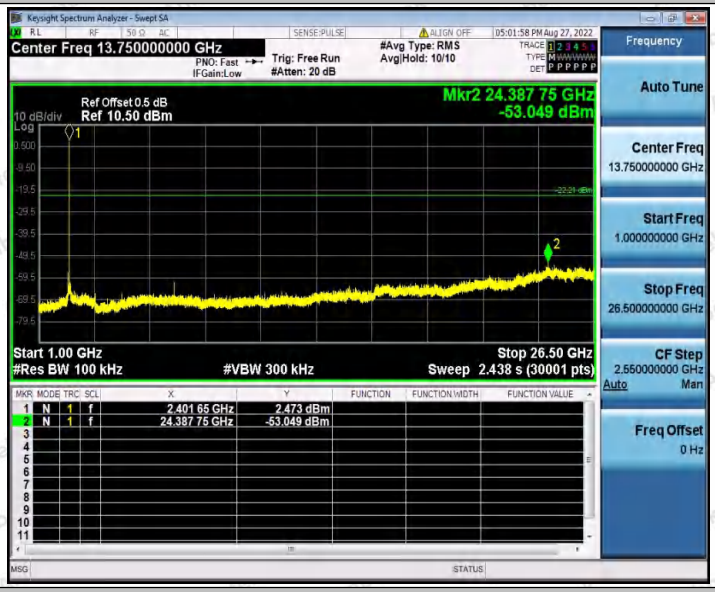

3DH5_Ant1_2441_0~Reference

3DH5_Ant1_2441_30~1000

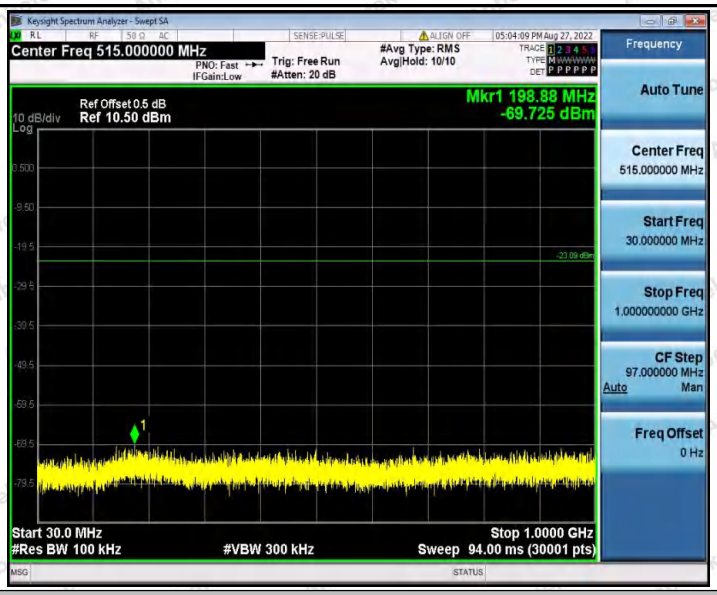

3DH5_Ant1_2441_1000~26500

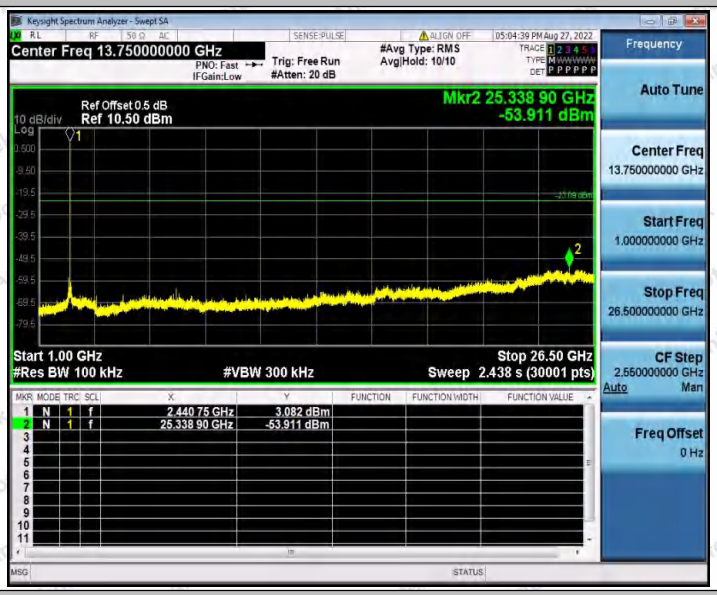

3DH5_Ant1_2480_0~Reference

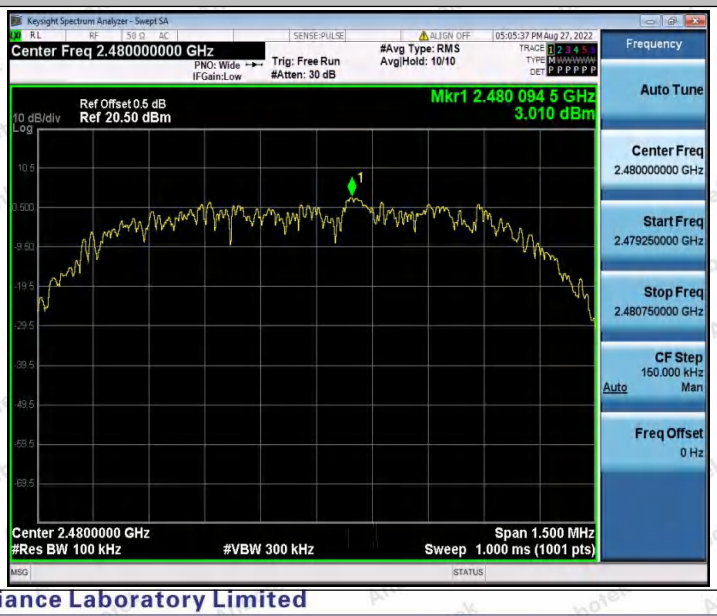

3DH5_Ant1_2480_30~1000

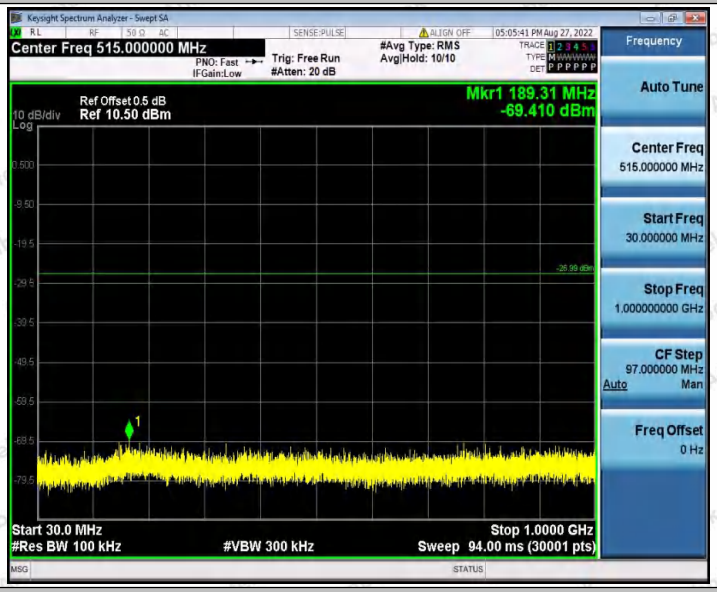

3DH5_Ant1_2480_1000~26500

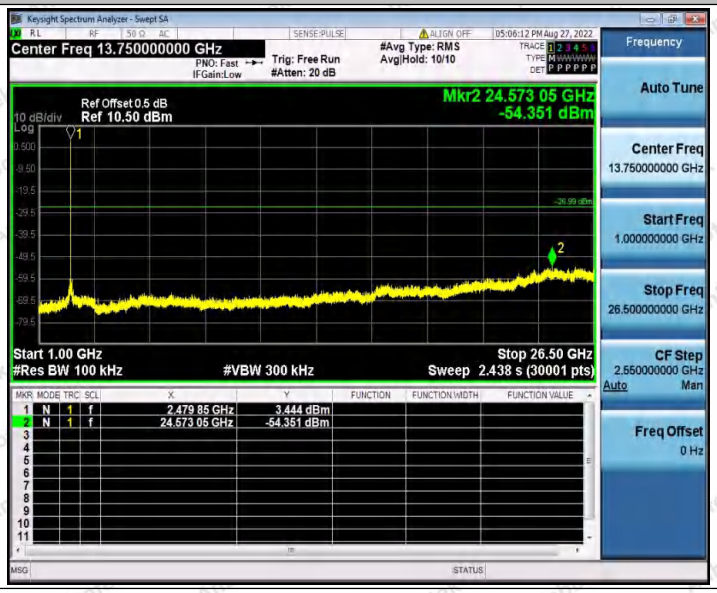

Appendix I: Duty Cycle

Test Result

TestMode	Antenna	Frequency[MHz]	ON Time [ms]	Period [ms]	Duty Cycle [%]	Duty Cycle Factor[dB]
DH5	Ant1	2402	2.90	5.00	58.00	2.37
		2441	2.90	5.00	58.00	2.37
		2480	2.90	5.00	58.00	2.37
2DH5	Ant1	2402	2.91	5.01	58.08	2.36
		2441	2.91	5.00	58.20	2.35
		2480	2.91	5.01	58.08	2.36
3DH5	Ant1	2402	2.91	5.00	58.20	2.35
		2441	2.91	5.00	58.20	2.35
		2480	2.90	5.00	58.00	2.37

Test Graphs

DH5_Ant1_2402

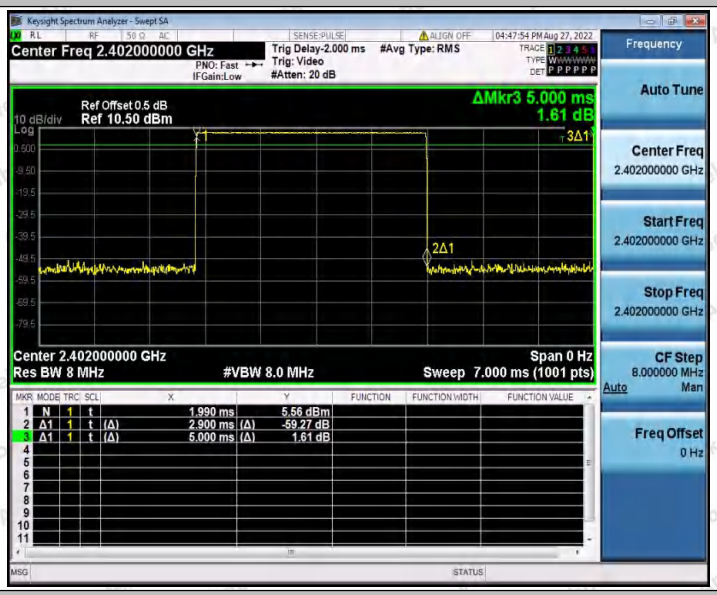

DH5_Ant1_2441

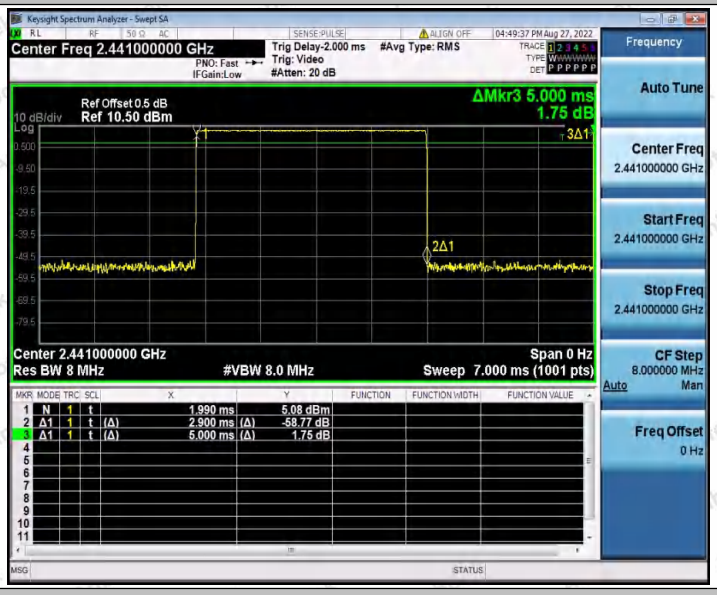

DH5_Ant1_2480

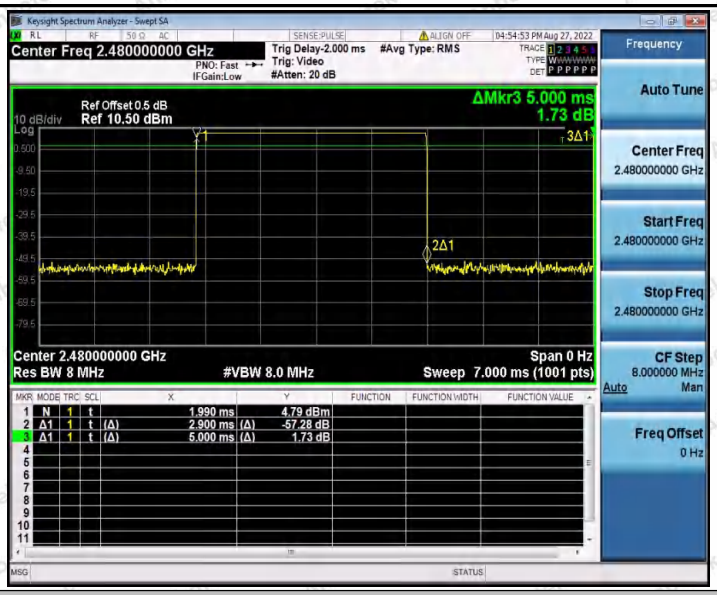

2DH5_Ant1_2402

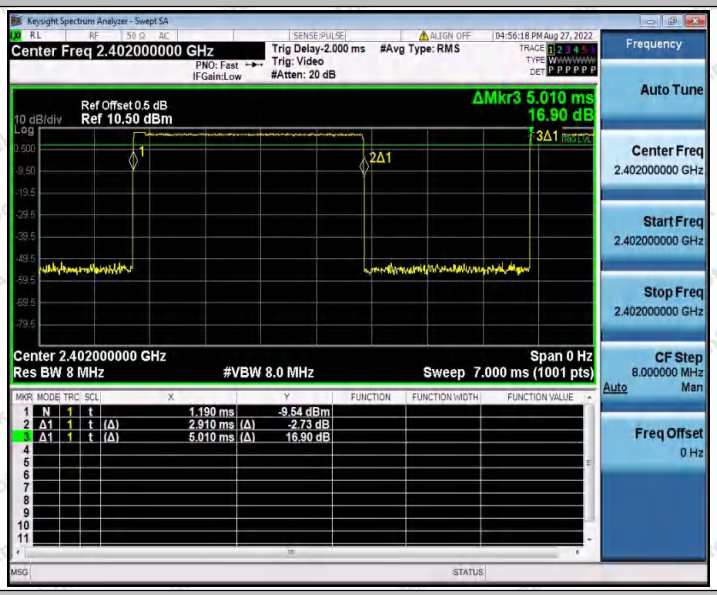

2DH5_Ant1_2441

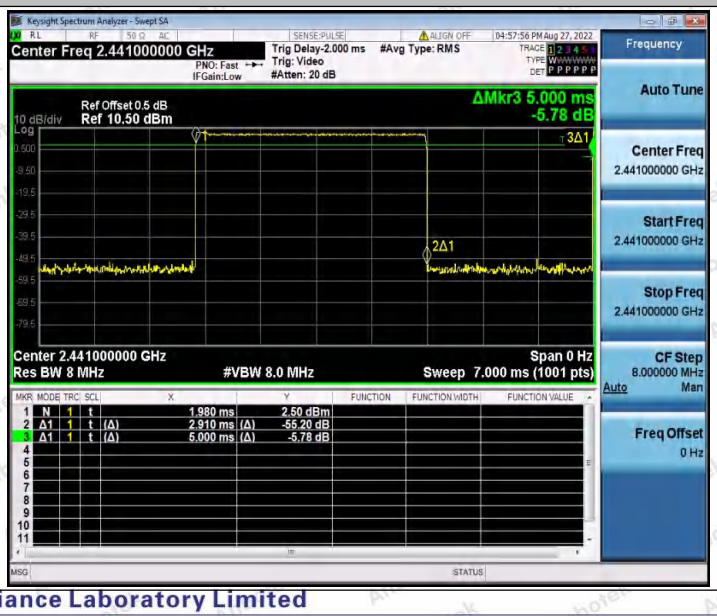

2DH5_Ant1_2480

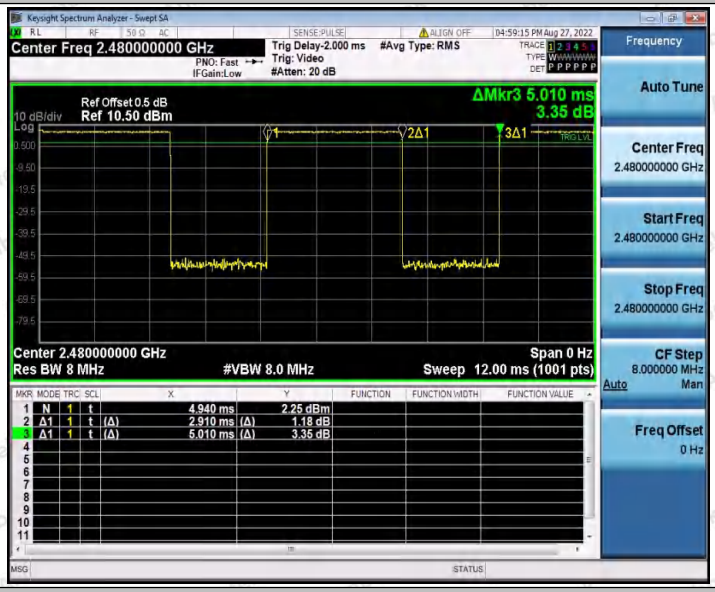

3DH5_Ant1_2402

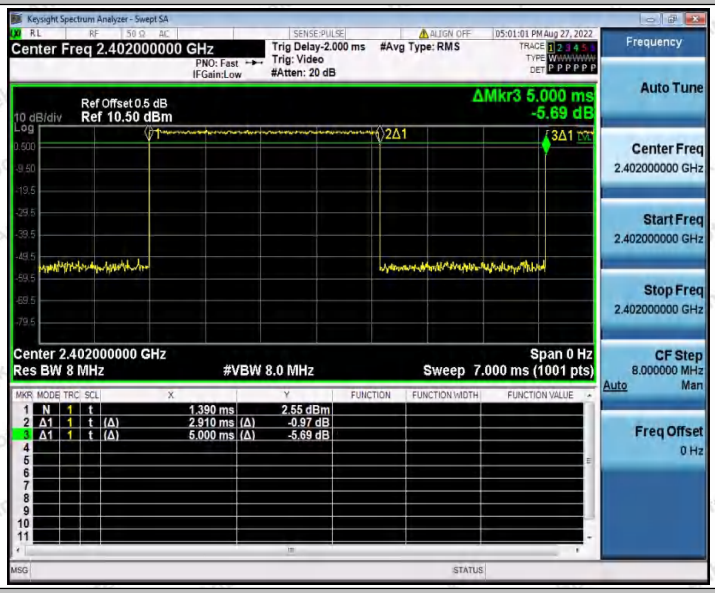

3DH5_Ant1_2441

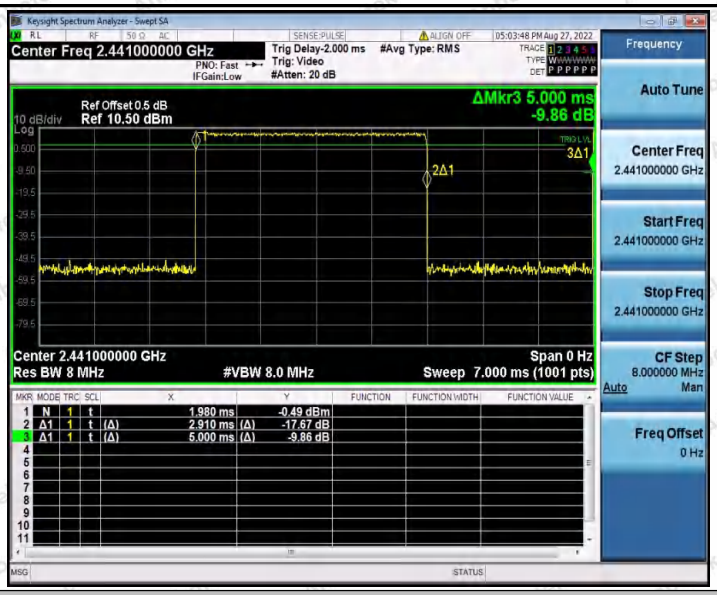

3DH5_Ant1_2480

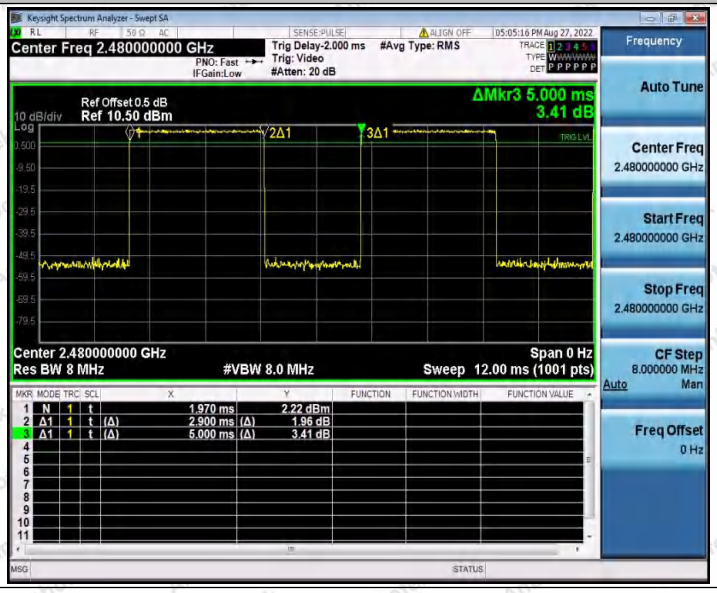

---End---