Internal Photos of the EUT



Fig. 1



Fig. 2



Fig. 3



Fig. 4


2BE77
D9WFH
2BE77
D9WFH
U1
U2
U3
TP42
TP43
TP45
TP46
TP49
TP50
TP26
TP25
EC5
R1
R2
C55
C56
C60
C67
C19
R5
R8
R9
220
16V

Fig. 5


HanRun
HR953366C
WM8805
GADXAH2103
TW
R212
Q5
R216
C188
R260
R259
R287
R247
J10
C142
R98
R117
R101
R261
R262
R263
R264
R219
C187
Q2
C192
FB14
C191
R258
C193
FB13
R104
R213
C178
R181
C181
C174
FB7
TP36
TP33
TP35
TP34
U17
SW2

Fig. 6


R103
R166
FB15
C205
R312
R311
R317
R308
U21
SW1
J5
R322
R319
R320
R321
C148
R110
RTL8821CS
N4DS4P2
GN19
R302
R301
C209
R305
R304
R303
R310
R309
R306
C166
U12
TP14
C207
C206
C208
R318
C203
C201
FB6
SW3
ANT1
B1

Fig. 7


R18
R13
R17
U11
R20
U8
R14
C38
R25
R23
U7
X1
R15
C42
C41
24.000
248
C18
C10
R4
C9
U14
C64
C44
R24
R26
R8
R7
L4
R1
C17
R44
Q3
U2
U1
U13
C43
U12
R40
R27
R28
C23
C25
U9
C13
C39
C52
C14
C19
C1
C15
C11
XMOS
V16A0 PP
GT2138P2
TCKF42.00
C16
C36
C12
C37
C50
L6
R22
R21
R19
C40
C55
C30
C67
U3
C21
C34
L3
C31
C29
C49
16V
RVT
220
16V
RVT

Fig. 8


U1
R28
R29
R92
TP49
TP50
TP26
TP25
EC5
a2.P
220
16V
C109
C135
C98
C97
TP12
U9
R120
R107
TP5
Y2
R65
R61
TP8
TP7
TP10
TP9
TP11
L6
J16
R169
R168
R167
L8
C100
L5
PCA9450AA
SUP945
ZSD2208
U8
L1
L4
R64
R63
TP1
L3
L2
TP28
TP27
150

Fig. 9


XMOS / PCM76
IAG USB
R41
R42
Q2
R29
R30
X2
X3
C51
C53
C48
U15
C47
U10
R17
U11
R20
U8
R14
R26
R24
C44
R28
R27
R40
C49
C46
C28
C50
L6
U14
C64
U13
C43
U12
U1
R22
R21
R19
C40
C29
C38
C55
C30
R16
R18
R13
R25
R23
GD AJ2213
25Q16ETIG
EGK397
C13
C39
C52
C67
U3
C21
C31
R4
C9
C17
U2
XMOS

Fig. 10


R219
C187
Q2
C192
FB14
C191
R258
C193
FB13
R104
R213
R261
R262
R263
R264
R98
R117
TP36
TP33
TP35
TP34
TP31
U4
SEC 249
B041
KLM8G1GETF
NUK56NLAN
FB7
EC9
R157
R165
TP39
R103
R166
FB15
C136
X1
U1
FB12
C137
U7
R91
R92
R28
R29
TP49
TP50
TP26
EC6

Fig. 11



Fig. 12



Fig. 13



Fig. 14



Fig. 15



Fig. 16


XMOS XU316 USB Audio PCB
PCB ISSUE A00
REVISION DATE CD-AG-AF
BOM ISSUE A00
XM_TMS
XM_TCK
XM_TDI
XM_TDO
XM_nRST
立讯检测股份
LCS Testing Lab

Fig. 17


HIGH VOLTAGE
TRANSFORMER
立讯检测股份
LCS Testing Lab

Fig. 18



Fig. 19



Fig. 20



Fig. 21



Fig. 22



Fig. 23



Fig. 24

5V0
VCC
3V3
LEVEL
VCC
GND
TXD
RXD
P30
TTL-UART
OUT
U0328
USB TO TTL
ISOLATOR
P30:STC-MCU=TXD NORMAL:NC

Fig. 25