140mm
封面

140mm

USER GUIDE
onn Pro X-Large Boombox

100151005

Contents & Information

CONTENTS & INFORMATION
Features
OVERVIEW
SAFETY PRECAUTIONS
OPERATION
Cleaning & Care
SPECIFICATIONS
TROUBLESHOOTING

Features

- Bluetooth®with up to 33 ft (10m) range
- Bass Boost
- Auracast Mode
- LED RGB Lighting
- Google Fast Pair functionality
- Built-in rechargeable battery with up to 20 hours of playtime*

  *(Playtime length depends on usage factors. 20 Hours is calculated with volume set at 50% no lights and bass off .)
- 3.5 mm AUX In jack
- IP67 Dust and waterproof**

  **(Means this item is completely dust-proof and waterproof up to a depth of 3.28 ft(1m).)
- USB charging port with emergency power charge: 5V⎓2A

Overview

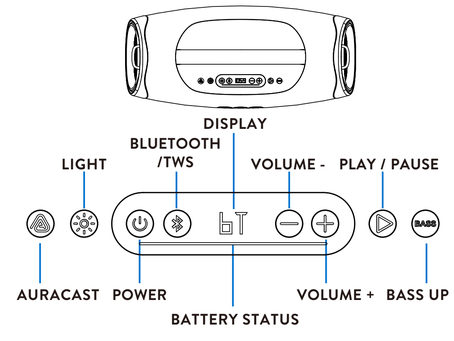

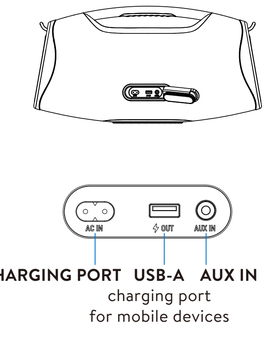

Safety Precautions

⚠ WARNING

Changes or modifications to this unit not expressly approved by the party responsible for compliance could void the user's authority to operate the equipment.

NOTE: This equipment has been tested and found to comply with the limits for a Class B digital device,pursuant to Part 15 of the FCC Rules. These limits are designed to provide reasonable protection against harmful interference in a residential installation.This equipment generates,uses and can radiate radio frequency energy and radiate radio frequency energy and, if not installed and used in accordance with the instructions. may cause harmful interference to radio communications.

However,there is no quarantee that interference will not occur in a particular installation.If this equipment does cause harmful interference to radio or television reception.which can bedetermined by turning the equipment offand on, the user is encouraged to try to correct the interference by one or more of the following measures:
• Reorient or relocate the receiving antenna.
• Increase the separation between the equipment and receiver.
• Connect the equipment into an outlet on a circuit different from that to which the receiver's connected.
• Consult dealer or experienced radio/TV technician for help.

This device complies with Part 15 of the FCC Rules.Operation is subject to the following two conditions:
(1)this device may not cause harmful interference,and
(2)this device must accept any interference received, including interference that may cause undesired operation.
This equipment complies with FCC RF radiation exposure limits set forth for an uncontrolled environment.This equipment should be installed and operated with minimum distance 7.9 inches between the radiator & your body.

WARNING:
– replacement of a battery with an incorrect type may defeat a safeguard;
– disposal of a battery into fire or a hot oven, or mechanically crushing or cutting of a battery, may result in an explosion;
– leaving a battery in an extremely high temperature surrounding environment, such as sunshine, fire, or hot surface may result in an explosion or the leakage of flammable liquid or gas;
– a battery subjected to extremely low air pressure may result in an explosion or the leakage of flammable liquid or gas.

CAUTION
Risk of fire or explosion if the battery is replaced by an incorrect type!
Where the mains plug or an appliance coupler is used as the disconnect device, the disconnect device shall remain readily operable.

Operation

CHARGING AND POWER OUTPUT

Device may need to be charged before use.

CAUTION
Only compatible with100-240V AC power for charging

USB-A Charge out 5V⎓2A

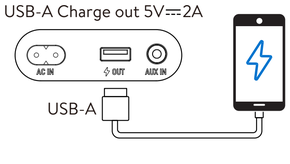

Charging phone from the product will affect battery life.

GENERAL OPERATIONS

Control	Action	Result
⏻	Hold 2 sec	Power on/power off
	Hold 10 sec	Reset speaker
⏻ + ▷	Hold 3 sec	Clear pairing records
	Short press	Enter/Exit Auracast mode
	Hold 2 sec	Enter/Exit TWS mode
	Short press	Enter pairing mode

LIGHT

Control	Action	Result
	Short press	Switch 6 light effects
	Long press	Turn off all light effects
	Double press	Turn off the strip light
	Double press	Keep the side light on

PLAY MUSIC

Control	Action	Result
▷	Short press	Play/pause
−	Short press	Reduce volume
	Long press	To previous song
+	Short press	Increase volume
	Long press	To next song
BASS	Short press	Bass up on/Bass up off

CLEANING & CARE

1. Wipe down surfaces with a light cloth.
2. Never use abrasive pads to clean device.
3. Avoid using liquids to clean device.

POWER ON & PAIRING

1. POWER ON / POWER OFF
Press and hold power button for 2 sec to turn on or turn off.

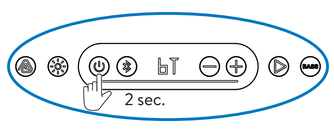

2. PAIR WITH BLUETOOTH DEVICE
1. Press "✱" on the speaker.
2. Search "**onn Pro X-Large Boombox**" in the device Bluetooth settings.
3. Select speaker model name to connect. "✱" light on.

PAIRING TWO SPEAKERS TOGETHER

1. POWER ON THE FIRST SPEAKER
Hold 2 seconds "✱" button.
It will be the primary speaker.

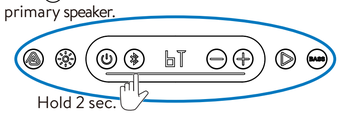

2. POWER ON THE SECOND SPEAKER
Hold 2 seconds on the secondary speaker "✱" button for TWS pairing .

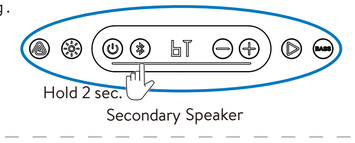

3. AUTO-CONNECT
It will auto-connect to the primary speaker. You will hear "speakers paired, left channel, right channel..."

4. PAIR WITH YOUR BLUETOOTH DEVICE
Now you can search for the speaker from your device Bluetooth setting.

5. HOW TO EXIT PAIRING MODE
Hold 2 seconds on the primary speaker or secondary speaker "✱" button. It will exit the connection.

"The Bluetooth" word mark and logos are registered trademarks owned by Bluetooth SIG,Inc . The Auracast" word mark and logos are trademarks owned by Bluetooth SIG, Inc .Any use of such marks by Walmart Inc. is under license . Other trademarks and trade names are those of their respective owners."

PAIRING MULTIPLE SPEAKERS TOGETHER USING AURACAST

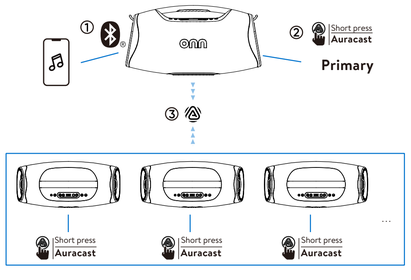

CONNECT AUDIO DEVICE VIA AUX IN

1. To play music via AUX input, connect AUX cable (not included) to AUX port.

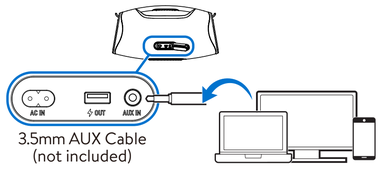

LIGHTING MODES

1. TURN ON LIGHTING MODE
Short Press "✱" to activate the lighting effects.

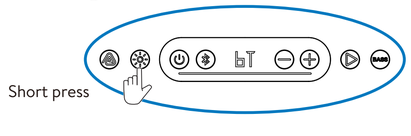

2. SWITCH LIGHTING MODES
Short press "✱" to switch light effect modes
(Mode 1 > Mode 2 > Mode 3 > Mode 4 > Mode 5 > Mode6 > OFF).

3. TURN OFF LIGHTING MODE
Double-click "✱" to turn off the light strip effect while retainin g the PR effect.
Long press "✱" to turn off all light effects.

GOOGLE FAST PAIR

Google Fast Pair is enabled by default on startup. When a speaker device is near the phone, a pop-up shows the device name and image. Tap "Pair" to complete Bluetoot h pairing.

Note: Supported on devices running Android 6.0 and above.
Not supported on IOS.

Specifications

Model
100151005

Weight
17.2 lb

Bluetooth Version
5.4

BT Frequency (MHz)
2402-2480Mhz

Frequency Response
50Hz-20KHz

Color Options
Black

Product Dimensions (L x W x H)
20.8 x 10.31 x 8.94 inches

Input:
100-240V-50/60Hz <1.5A

Max environmental temperature
45 C

Troubleshooting

Problem	Prevention/Solution
Cannot find "onn Premium Boombox" on my Bluetooth device.	• Ensure Bluetooth function is enabled on your device.
	• Double check if the speaker already connected with last-time paired device.
No sound or low volume from the speaker	• Adjust to higher volume.
	• When successfully connected with external device, adjust the volume level through your device.
Speaker cannot be power on	• Suggest to charge the battery more than 30 minutes. • Reset speaker.

For product assistance
WE CAN HELP
1-888-516-2630
7 DAYS/WEEK
7:00am- 9:00pm CST

THIS GUIDE CONTAINS IMPORTANT SAFETY INFORMATION.

PLEASE READ AND KEEP FOR FUTURE REFERENCE.

Find more at **Walmart.com**

Manufactured in Vietnam for: Walmart, Inc.

封底