User Guide

IPAN IPAN EASYCLIP V2 SOLUTION

Forewords

Please read this manual before using the device to ensure safe and proper use of all parts of the solution.

Images / illustrations may differ in appearance from the actual product.

Content is subject to change without notice.

Before using the wireless charger, make sure it is compatible with your device.

Educational icons

Warning: May cause injury to yourself or others.

Warning: situations that could damage your device or other equipment

Notice: notes, advice for use or additional information.

Hardware description

WIRELESS CHARGER

IPN-E2-CR

PRICE : **70€** ex. VAT

DESCRIPTION

The charger is the central element of the Easy Clip range. Discreet thanks to its thinness, it is IQ certified and benefits from the EPP (Extended Power Profile) quick charge - 15 Watts. The different models of antennas can be quickly connected to it. It can be used alone or in a network thanks to the connection strips provided in the range. Depending on the number of stations, several types of power supplies are available.

- 10mm thick
- Input : DC12-36V, 1-4A
- Output : 5-15W
- Qi certified
- EPP (Extended Power Profile) - 15 Watts
- Safe : overheating, overcurrents, overvoltages and short circuits.

Designed in France
FCC ID : Pending

CERTIFICATIONS

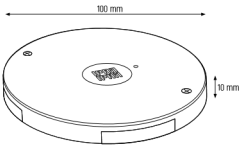

ADD-ONS

USB SLOT - 5V/2A

IPN-E2-USB

DESCRIPTION

The USB ports benefit from fast charging (10W). They are fixed under the furniture fields and are connected using the connection strips.

- 10mm thick
- Input : DC12-36V, 1-4A
- Output : 10W

Designed in France
FCC ID : Pending

CERTIFICATIONS

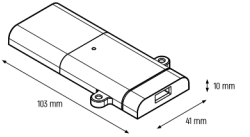

POWER STRIP

IPN-E2-STRIP

PRICE : 7,90€ ex. VAT

DESCRIPTION

The connection strips (Power Strip) allow chargers to be connected to each other. Simply cut them to the desired length and clip them onto the chargers. They replace the use of cables and are fixed underneath the furniture with screws. Their thinness (4mm) makes them discreet, so they avoid any formwork under the furniture.

Designed in France

CERTIFICATIONS

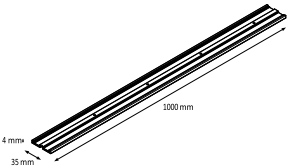



IPANIPAN

EASY CLIP | CATALOGUE

POWER SUPPLIES

AC/DC 24W

IPN-E2-PWR-EU-1224

IPN-E2-PWR-UK-1224

IPN-E2-PWR-US-1224

DESCRIPTION

This Power Supply is fixed under the furniture and allows to power 1 to 2 **charging points wirelessly or USB**. It is waterproof (IP 67) and has a reinforced aluminium casing.

- Cable : 1,2m
- Waterproof (IP67)
- Intput : AC 85~265V - 50~60Hz
- Output : DC 12V - 2A - 24W

Designed in France

CERTIFICATIONS

CE SELV IP67

58

Important

Check the presence of the following products in their respective packaging:

The items supplied with the device and any available accessories may vary by region or service provider

- The supplied items are designed only for this device and may not be compatible with other devices.
- Appearances and specifications are subject to change without notice.
- Use only accessories approved by your mobile phone. The use of unapproved accessories may cause performance problems and malfunctions not covered by the warranty.
- The availability of all accessories is subject to change depending on the manufacturer.

Usage conditions

All of the equipment listed above is designed for indoor use, outdoor use may be considered, to some extent, even if the characteristics and performance of the equipment may be altered if subjected to high variations in temperature / humidity conditions.

Assembly

Charging spot (IPN-E2-CRC / IPN-E2-USBC)

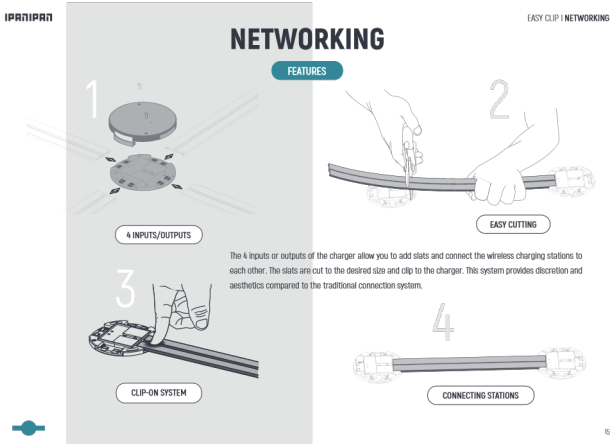

POWER SUPPLIES

SECTOR or BATTERY

UNIVERSAL WALL PLUG

ACDCs

BATTERY

Usage

Charge your mobile phone

⚠Do not place foreign objects such as metallic objects, magnets, magnetic stripe cards between the mobile phone and the charging

surface. The mobile phone may not charge properly or be damaged by the risk of overheating.

Check the power indicator on the mobile phone.

5 Once the mobile phone battery has been charged up to 100%, pick up the mobile phone from it charging location.

Do not place foreign objects such as metal objects, magnets, magnetic stripe cards between the mobile phone and the charging surface. The mobile phone may not charge properly, or be damaged by the risk of overheating

• When the mobile phone is not properly aligned with the charging surface, charging may not be done correctly.

• Wireless charging may not work properly if your mobile phone has a thick case.

• If you use the wireless charger in areas where the network signals are weak, you may lose network reception.

• If you connect a charger to the mobile phone during wireless charging, the charging function will not be available.

• The wireless charger is compatible with devices certified Qi by the WPC (Wireless Power Consortium).

• To save energy, unplug the charger when not in use. • The power outlet must be installed near the equipment (charging bay) and must remain easily accessible.

6 Connectivity and configuration (model / options dependant)

On compatible models (IPN-E2-CRC, IPN-E2-USBC), the commissioning phase may require the activation of the charging point. For this step, the use of the IPAN IPAN SERVICE mobile app (or integration of the sdk into the installer's existing application) may be required.

Once installed, the compatible application is started and the person in charge of activating the service is invited to authenticate using the appropriate login / passwords.

Within the application, the user is invited to confirm the project and the place of intervention by scanning the QRCODE indicated on the corresponding intervention sheet, and proceed to the activation step by ensuring that the all the charging points are supplied.

Once confirmed, the application performs the required configuration / update operations, and indicates the progress of the step to the user.

The activation phase ends once the step is completed, it may take several minutes depending on the number of charging points to be treated.

FCC Statement

This device complies with Part 15 of the FCC rules. Operation is subject to the following two conditions: 1) this device may not cause harmful interference, and 2) this device must accept any interference received, including interference that may cause undesired operation.
Note: This equipment has been tested and found to comply with the limits for a Class B digital device, pursuant to part 15 of the FCC Rules. These limits are designed to provide reasonable protection against harmful interference in a residential installation. This equipment generates uses and can radiate radio frequency energy and, if not installed and used in accordance with the instructions, may cause harmful interference to radio communications. However, there is no guarantee that interference will not occur in particular installation. If this equipment does cause harmful interference to radio or television reception, which can be determined by turning the equipment off and on, the user is encouraged to try to correct the interference by one or more of the following measures:
--Reorient or relocate the receiving antenna.
--Increase the separation between the equipment and receiver.
--Connect the equipment into an outlet on a circuit different from that to which the receiver is connected.
--Consult the dealer or an experienced radio/TV technician for help.
Changes or modifications not expressly approved by the party responsible for compliance could void the user's authority to operate the equipment.

Radiation Exposure Statement
This device complies with RF radiation exposure limits set forth for an uncontrolled environment. This transmitter must not be co-located or operating in conjunction with any other antenna or transmitter.
This device must operate with a minimum distance of 20 cm between the radiator and user body.