EXHIBIT C - EUT INTERNAL PHOTOGRAPHS

EUT – Cover off View 1(Model: 536)

EUT – Cover off View 2 EUT (Model: 536)

EUT – Cover off View 3(Model: 536)

EUT – Main Board Top View 1(Model: 536)



EUT – Main Board Top View 2(Model: 536)



EUT – Main Board Top Shielding off View (Model: 536)



EUT – Main Board Bottom View (Model: 536)



EUT – Main Board Bottom shield off View (Model: 536)



EUT –Small Board Top View (Model: 536)



EUT –Small Board Top Shielding off View (Model: 536)



EUT –Small Board Bottom View (Model: 536)



EUT –Small Board Bottom shield off View (Model: 536)



EUT – Main Chip View (Model: 536)



EUT – Cover off View 1(Model: 535)

EUT – Cover off View 2 EUT (Model: 535)



EUT – Cover off View 3(Model: 535)

EUT – Main Board Top View 1(Model: 535)



EUT – Main Board Top View 2(Model: 535)



EUT – Main Board Top Shielding off View (Model: 535)



EUT – Main Board Bottom View (Model: 535)



EUT – Main Board Bottom shielding off View (Model: 535)



EUT –Small Board Top View (Model: 535)



EUT –Small Board Bottom View (Model: 535)



EUT –Small Board Bottom shield off View (Model: 535



EUT – Main Chip View (Model: 535)



EUT – Battery Top View



EUT – Battery Bottom View