Test Plot 1#: GSM 850_Head Left Cheek_Low

DUT: Smart phone; Type: X400; Serial: 19051500202;

Communication System: Generic GSM; Frequency: 824.2 MHz;Duty Cycle: 1:8
Medium parameters used: f = 824.2 MHz; σ = 0.866 S/m; ε_r = 42.333; ρ = 1000 kg/m^3 ;
Phantom section: Left Section

DASY5 Configuration:

- Probe: EX3DV4 - SN7522; ConvF(9.46, 9.46, 9.46); Calibrated: 11/2/2018;
- Sensor-Surface: 4mm (Mechanical Surface Detection)
- Electronics: DAE4 SN1562;Calibrated: 11/6/2018
- Phantom: SAM-Twin V8.0 P1aP2a; Type: QD 000 P41 AA; Serial: 1962
- Measurement SW: DASY52, Version 52.10 (2);

Area Scan (71x91x1): Interpolated grid: dx=1.500 mm, dy=1.500 mm
Maximum value of SAR (interpolated) = 0.776 W/kg

Zoom Scan (5x5x7)/Cube 0: Measurement grid: dx=8mm, dy=8mm, dz=5mm
Reference Value = 9.340 V/m; Power Drift = 0.13 dB
Peak SAR (extrapolated) = 0.911 W/kg
SAR(1 g) = 0.734 W/kg; SAR(10 g) = 0.546 W/kg
Maximum value of SAR (measured) = 0.767 W/kg

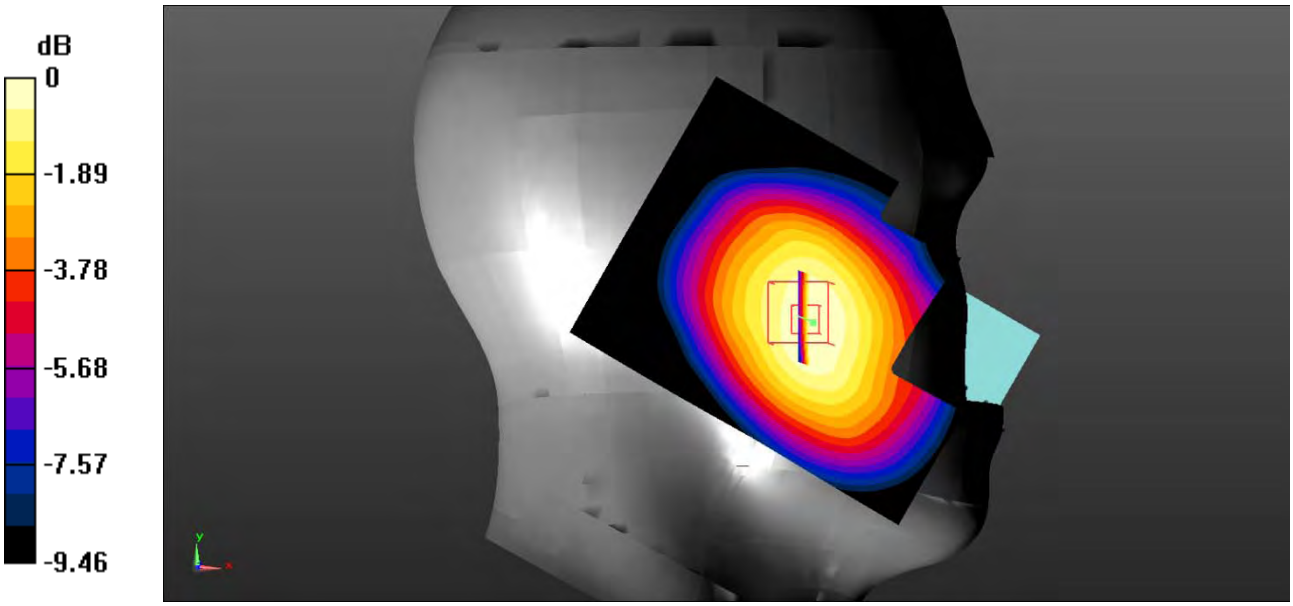

0 dB = 0.767 W/kg = -1.15 dBW/kg

Test Plot 2#: GSM 850_Head Left Cheek_Middle

DUT: Smart phone; Type: X400; Serial: 19051500202;

Communication System: Generic GSM; Frequency: 836.6 MHz;Duty Cycle: 1:8
Medium parameters used: f = 836.6 MHz; σ = 0.89 S/m; ε_r = 41.996; ρ = 1000 kg/m^3 ;
Phantom section: Left Section

DASY5 Configuration:

- Probe: EX3DV4 - SN7522; ConvF(9.46, 9.46, 9.46); Calibrated: 11/2/2018;
- Sensor-Surface: 4mm (Mechanical Surface Detection)
- Electronics: DAE4 SN1562;Calibrated: 11/6/2018
- Phantom: SAM-Twin V8.0 P1aP2a; Type: QD 000 P41 AA; Serial: 1962
- Measurement SW: DASY52, Version 52.10 (2);

Area Scan (71x91x1): Interpolated grid: dx=1.500 mm, dy=1.500 mm
Maximum value of SAR (interpolated) = 0.879 W/kg

Zoom Scan (5x5x7)/Cube 0: Measurement grid: dx=8mm, dy=8mm, dz=5mm
Reference Value = 10.02 V/m; Power Drift = 0.21 dB
Peak SAR (extrapolated) = 1.07 W/kg
SAR(1 g) = 0.858 W/kg; SAR(10 g) = 0.636 W/kg
Maximum value of SAR (measured) = 0.901 W/kg

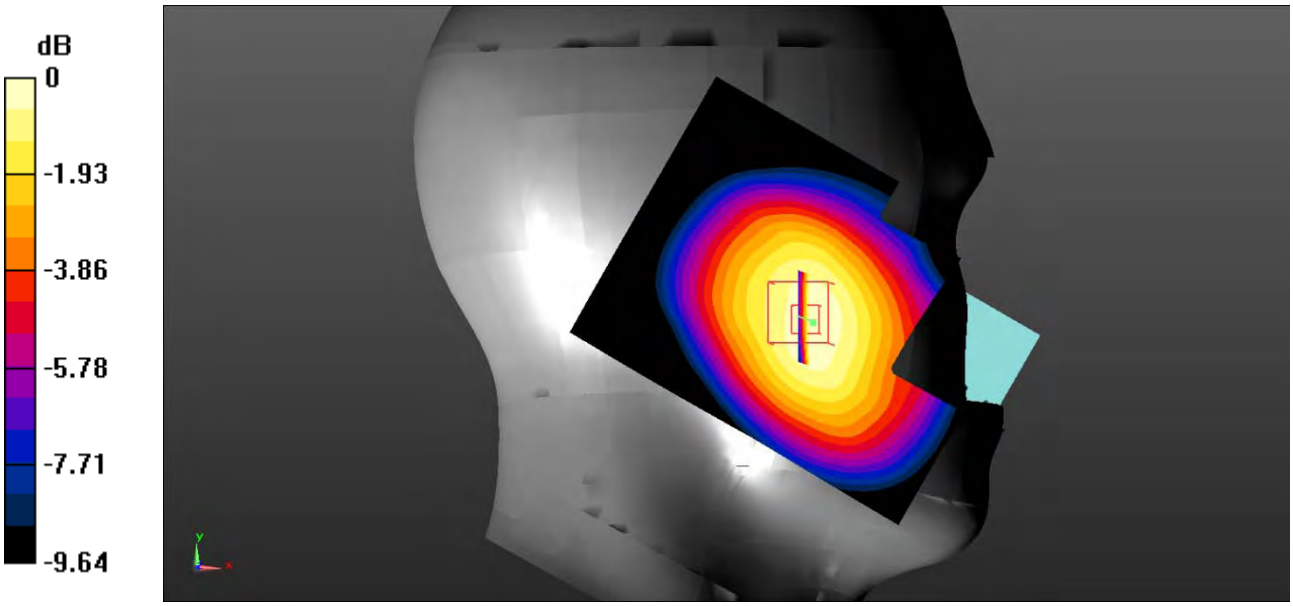

0 dB = 0.901 W/kg = -0.45 dBW/kg

Test Plot 3#: GSM 850_Head Left Cheek_High

DUT: Smart phone; Type: X400; Serial: 19051500202;

Communication System: Generic GSM; Frequency: 848.8 MHz;Duty Cycle: 1:8
Medium parameters used: f = 848.8 MHz; σ = 0.896 S/m; ε_r = 41.916; ρ = 1000 kg/m^3 ;
Phantom section: Left Section

DASY5 Configuration:

- Probe: EX3DV4 - SN7522; ConvF(9.46, 9.46, 9.46); Calibrated: 11/2/2018;
- Sensor-Surface: 4mm (Mechanical Surface Detection)
- Electronics: DAE4 SN1562;Calibrated: 11/6/2018
- Phantom: SAM-Twin V8.0 P1aP2a; Type: QD 000 P41 AA; Serial: 1962
- Measurement SW: DASY52, Version 52.10 (2);

Area Scan (71x91x1): Interpolated grid: dx=1.500 mm, dy=1.500 mm
Maximum value of SAR (interpolated) = 1.02 W/kg

Zoom Scan (5x5x7)/Cube 0: Measurement grid: dx=8mm, dy=8mm, dz=5mm
Reference Value = 11.02 V/m; Power Drift = 0.02 dB
Peak SAR (extrapolated) = 1.21 W/kg
SAR(1 g) = 0.969 W/kg; SAR(10 g) = 0.722 W/kg
Maximum value of SAR (measured) = 1.02 W/kg

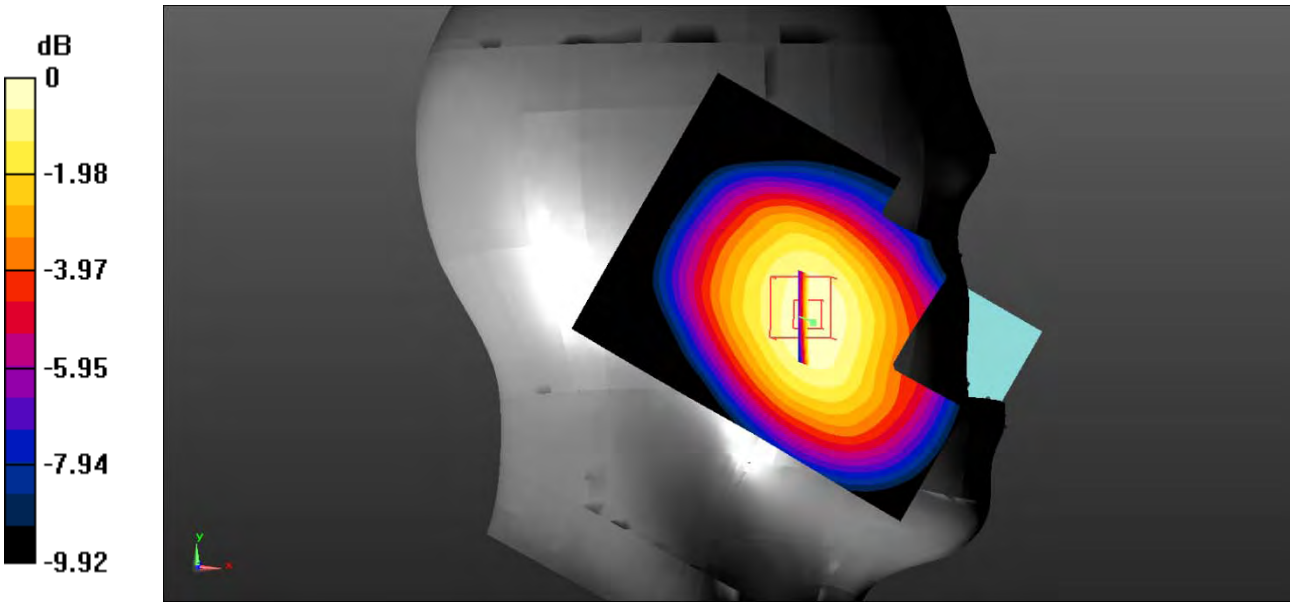

0 dB = 1.02 W/kg = 0.09 dBW/kg

Test Plot 4#: GSM 850_Head Left Tilt_Middle

DUT: Smart phone; Type: X400; Serial: 19051500202;

Communication System: Generic GSM; Frequency: 836.6 MHz;Duty Cycle: 1:8
Medium parameters used: f = 836.6 MHz; σ = 0.89 S/m; ε_r = 41.996; ρ = 1000 kg/m^3 ;
Phantom section: Left Section

DASY5 Configuration:

- Probe: EX3DV4 - SN7522; ConvF(9.46, 9.46, 9.46); Calibrated: 11/2/2018;
- Sensor-Surface: 4mm (Mechanical Surface Detection)
- Electronics: DAE4 SN1562;Calibrated: 11/6/2018
- Phantom: SAM-Twin V8.0 P1aP2a; Type: QD 000 P41 AA; Serial: 1962
- Measurement SW: DASY52, Version 52.10 (2);

Area Scan (71x91x1): Interpolated grid: dx=1.500 mm, dy=1.500 mm
Maximum value of SAR (interpolated) = 0.616 W/kg

Zoom Scan (5x5x7)/Cube 0: Measurement grid: dx=8mm, dy=8mm, dz=5mm
Reference Value = 15.45 V/m; Power Drift = -0.01 dB
Peak SAR (extrapolated) = 0.702 W/kg
SAR(1 g) = 0.562 W/kg; SAR(10 g) = 0.421 W/kg
Maximum value of SAR (measured) = 0.588 W/kg



0 dB = 0.588 W/kg = -2.31 dBW/kg

Test Plot 5#: GSM 850_Head Right Cheek_Low

DUT: Smart phone; Type: X400; Serial: 19051500202;

Communication System: Generic GSM; Frequency: 824.2 MHz;Duty Cycle: 1:8
Medium parameters used: f = 824.2 MHz; σ = 0.866 S/m; ε_r = 42.333; ρ = 1000 kg/m^3 ;
Phantom section: Right Section

DASY5 Configuration:

- Probe: EX3DV4 - SN7522; ConvF(9.46, 9.46, 9.46); Calibrated: 11/2/2018;
- Sensor-Surface: 4mm (Mechanical Surface Detection)
- Electronics: DAE4 SN1562;Calibrated: 11/6/2018
- Phantom: SAM-Twin V8.0 P1aP2a; Type: QD 000 P41 AA; Serial: 1962
- Measurement SW: DASY52, Version 52.10 (2);

Area Scan (71x91x1): Interpolated grid: dx=1.500 mm, dy=1.500 mm
Maximum value of SAR (interpolated) = 0.891 W/kg

Zoom Scan (5x5x7)/Cube 0: Measurement grid: dx=8mm, dy=8mm, dz=5mm
Reference Value = 11.40 V/m; Power Drift = -0.05 dB
Peak SAR (extrapolated) = 1.08 W/kg
SAR(1 g) = 0.882 W/kg; SAR(10 g) = 0.660 W/kg
Maximum value of SAR (measured) = 0.921 W/kg

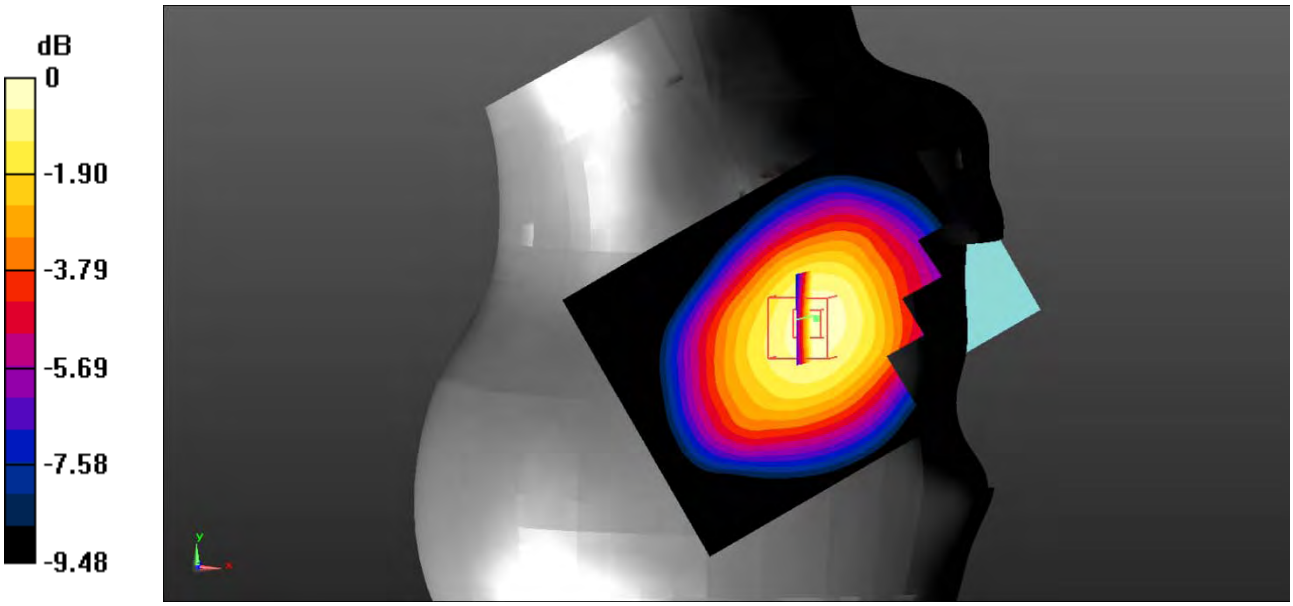

0 dB = 0.921 W/kg = -0.36 dBW/kg

Test Plot 6#: GSM 850_Head Right Cheek_Middle

DUT: Smart phone; Type: X400; Serial: 19051500202;

Communication System: Generic GSM; Frequency: 836.6 MHz;Duty Cycle: 1:8
Medium parameters used: f = 836.6 MHz; σ = 0.89 S/m; ε_r = 41.996; ρ = 1000 kg/m^3 ;
Phantom section: Right Section

DASY5 Configuration:

- Probe: EX3DV4 - SN7522; ConvF(9.46, 9.46, 9.46); Calibrated: 11/2/2018;
- Sensor-Surface: 4mm (Mechanical Surface Detection)
- Electronics: DAE4 SN1562;Calibrated: 11/6/2018
- Phantom: SAM-Twin V8.0 P1aP2a; Type: QD 000 P41 AA; Serial: 1962
- Measurement SW: DASY52, Version 52.10 (2);

Area Scan (71x91x1): Interpolated grid: dx=1.500 mm, dy=1.500 mm
Maximum value of SAR (interpolated) = 1.12 W/kg

Zoom Scan (5x5x7)/Cube 0: Measurement grid: dx=8mm, dy=8mm, dz=5mm
Reference Value = 14.24 V/m; Power Drift = -0.37 dB
Peak SAR (extrapolated) = 1.26 W/kg
SAR(1 g) = 1.03 W/kg; SAR(10 g) = 0.768 W/kg
Maximum value of SAR (measured) = 1.08 W/kg

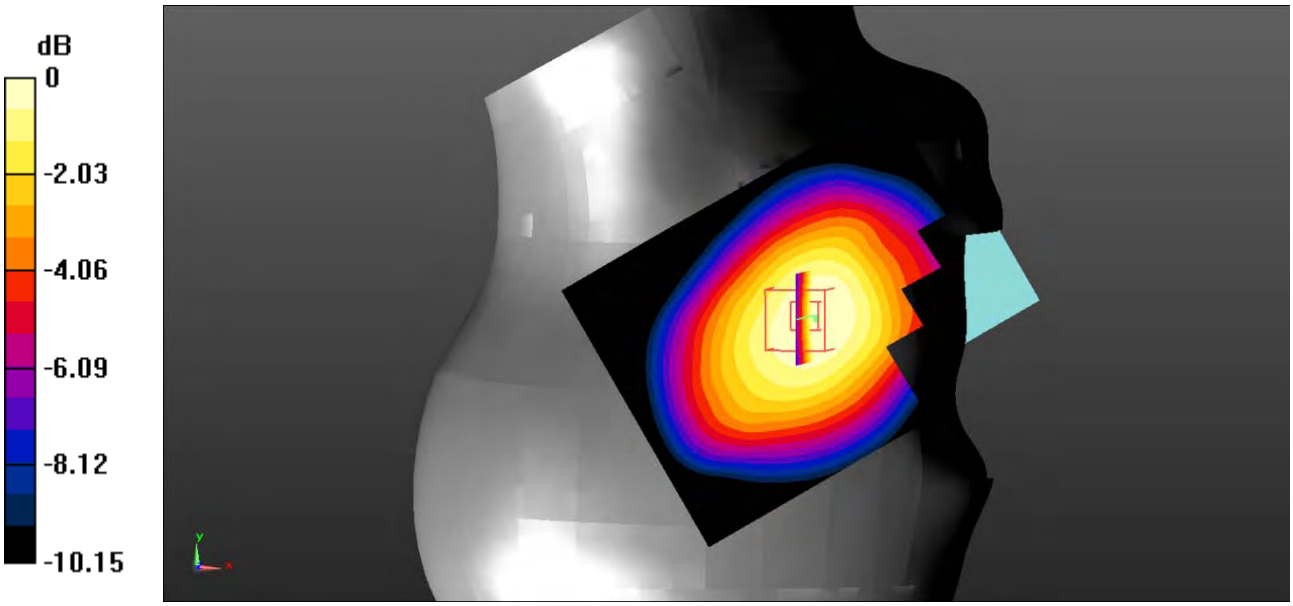

0 dB = 1.08 W/kg = 0.33 dBW/kg

Test Plot 7#: GSM 850_Head Right Cheek_High

DUT: Smart phone; Type: X400; Serial: 19051500202;

Communication System: Generic GSM; Frequency: 848.8 MHz;Duty Cycle: 1:8
Medium parameters used: f = 848.8 MHz; σ = 0.896 S/m; ε_r = 41.916; ρ = 1000 kg/m^3 ;
Phantom section: Right Section

DASY5 Configuration:

- Probe: EX3DV4 - SN7522; ConvF(9.46, 9.46, 9.46); Calibrated: 11/2/2018;
- Sensor-Surface: 4mm (Mechanical Surface Detection)
- Electronics: DAE4 SN1562;Calibrated: 11/6/2018
- Phantom: SAM-Twin V8.0 P1aP2a; Type: QD 000 P41 AA; Serial: 1962
- Measurement SW: DASY52, Version 52.10 (2);

Area Scan (71x91x1): Interpolated grid: dx=1.500 mm, dy=1.500 mm
Maximum value of SAR (interpolated) = 1.21 W/kg

Zoom Scan (5x5x7)/Cube 0: Measurement grid: dx=8mm, dy=8mm, dz=5mm
Reference Value = 13.15 V/m; Power Drift = 0.04 dB
Peak SAR (extrapolated) = 1.43 W/kg
SAR(1 g) = 1.19 W/kg; SAR(10 g) = 0.893 W/kg
Maximum value of SAR (measured) = 1.23 W/kg

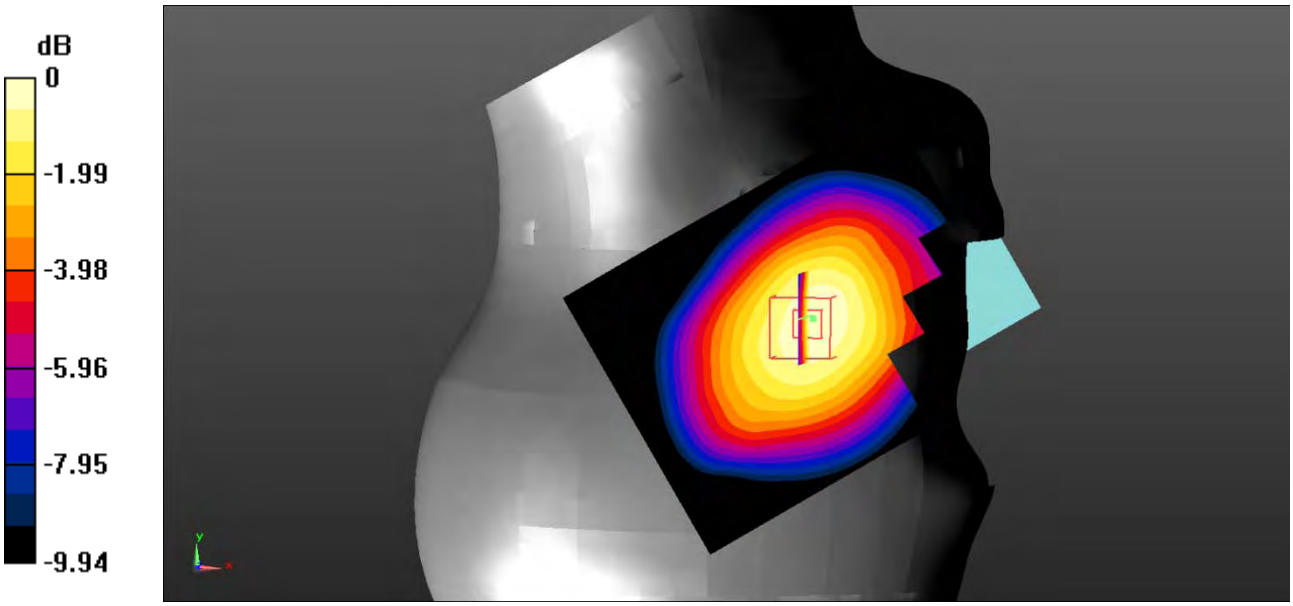

0 dB = 1.23 W/kg = 0.90 dBW/kg

Test Plot 8#: GSM 850_Head Right Tilt_Middle

DUT: Smart phone; Type: X400; Serial: 19051500202;

Communication System: Generic GSM; Frequency: 836.6 MHz;Duty Cycle: 1:8
Medium parameters used: f = 836.6 MHz; σ = 0.89 S/m; ε_r = 41.996; ρ = 1000 kg/m^3 ;
Phantom section: Right Section

DASY5 Configuration:

- Probe: EX3DV4 - SN7522; ConvF(9.46, 9.46, 9.46); Calibrated: 11/2/2018;
- Sensor-Surface: 4mm (Mechanical Surface Detection)
- Electronics: DAE4 SN1562;Calibrated: 11/6/2018
- Phantom: SAM-Twin V8.0 P1aP2a; Type: QD 000 P41 AA; Serial: 1962
- Measurement SW: DASY52, Version 52.10 (2);

Area Scan (71x91x1): Interpolated grid: dx=1.500 mm, dy=1.500 mm
Maximum value of SAR (interpolated) = 0.651 W/kg

Zoom Scan (5x5x7)/Cube 0: Measurement grid: dx=8mm, dy=8mm, dz=5mm
Reference Value = 18.60 V/m; Power Drift = -0.21 dB
Peak SAR (extrapolated) = 0.773 W/kg
SAR(1 g) = 0.617 W/kg; SAR(10 g) = 0.460 W/kg
Maximum value of SAR (measured) = 0.646 W/kg

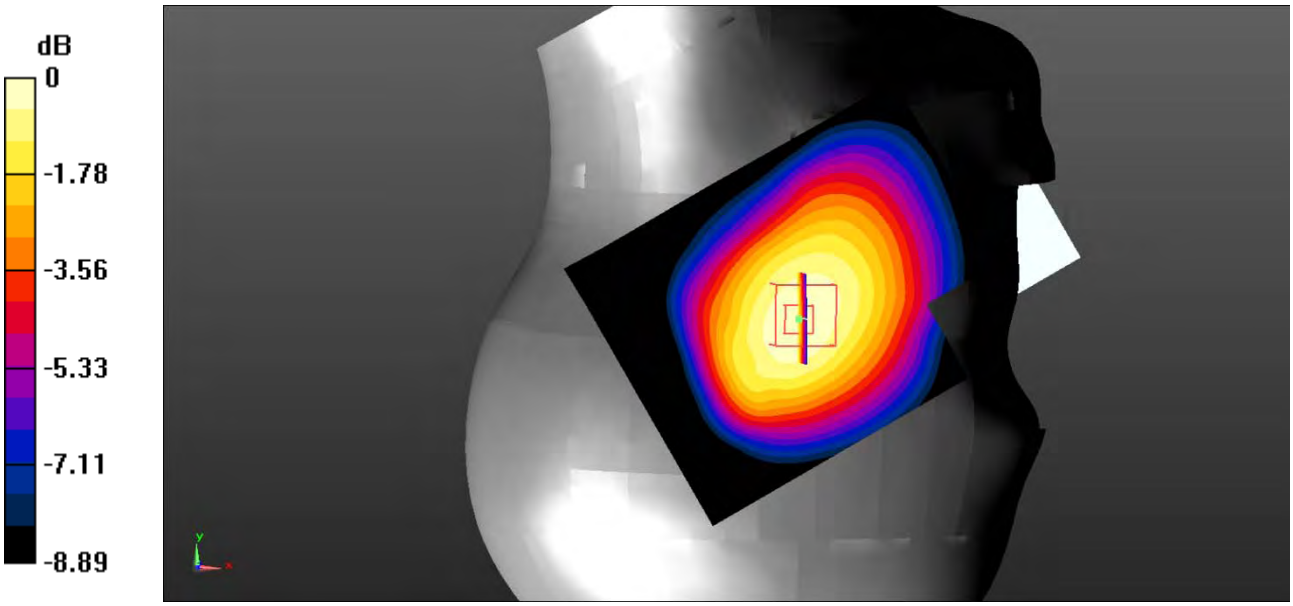

0 dB = 0.646 W/kg = -1.90 dBW/kg

Test Plot 9#: GSM 850_Body Worn Back_Low

DUT: Smart phone; Type: X400; Serial: 19051500202;

Communication System: Generic GSM; Frequency: 824.2 MHz;Duty Cycle: 1:8
Medium parameters used: f = 824.2 MHz; σ = 0.944 S/m; ε_r = 57.499; ρ = 1000 kg/m^3 ;
Phantom section: Flat Section

DASY5 Configuration:

- Probe: EX3DV4 - SN7522; ConvF(9.54, 9.54, 9.54); Calibrated: 11/2/2018;
- Sensor-Surface: 4mm (Mechanical Surface Detection)
- Electronics: DAE4 SN1562;Calibrated: 11/6/2018
- Phantom: ELI V8.0 P1aP2a; Type: QD OVA 004 AA; Serial: 2092
- Measurement SW: DASY52, Version 52.10 (2);

Area Scan (71x91x1): Interpolated grid: dx=1.500 mm, dy=1.500 mm
Maximum value of SAR (interpolated) = 0.961 W/kg

Zoom Scan (5x5x7)/Cube 0: Measurement grid: dx=8mm, dy=8mm, dz=5mm
Reference Value = 27.86 V/m; Power Drift = -0.03 dB
Peak SAR (extrapolated) = 1.14 W/kg
SAR(1 g) = 0.903 W/kg; SAR(10 g) = 0.682 W/kg
Maximum value of SAR (measured) = 0.946 W/kg

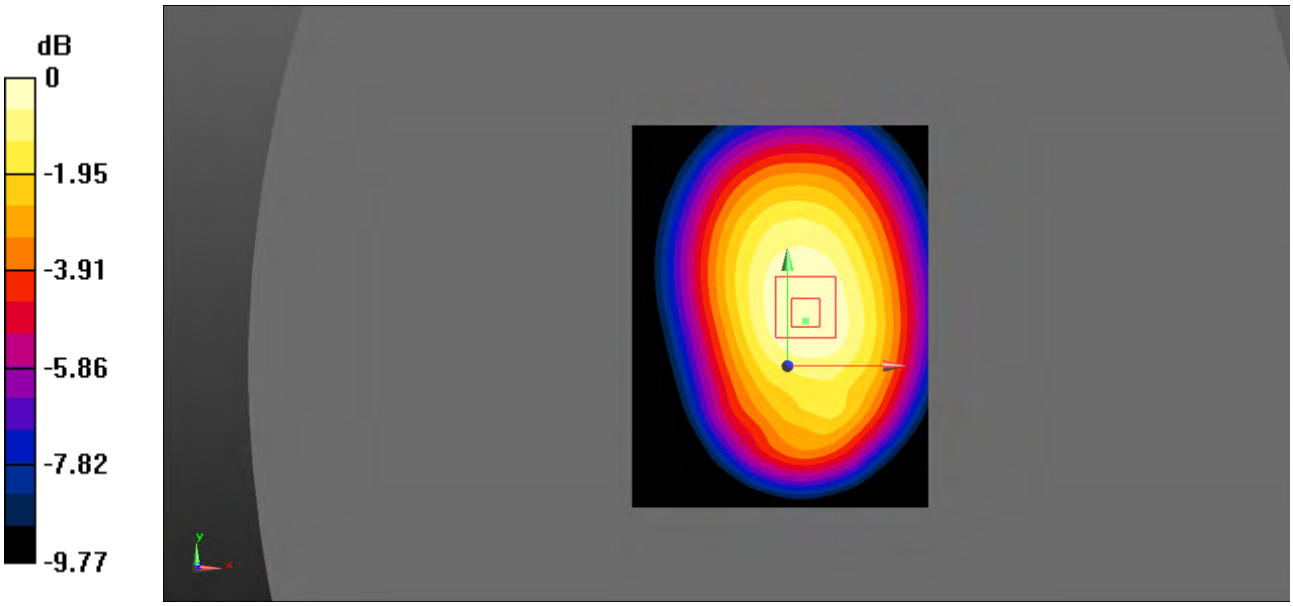

0 dB = 0.946 W/kg = -0.24 dBW/kg

Test Plot 10#: GSM 850_Body Worn Back_Middle

DUT: Smart phone; Type: X400; Serial: 19051500202;

Communication System: Generic GSM; Frequency: 836.6 MHz;Duty Cycle: 1:8
Medium parameters used: f = 836.6 MHz; σ = 0.959 S/m; ε_r = 56.776; ρ = 1000 kg/m^3 ;
Phantom section: Flat Section

DASY5 Configuration:

- Probe: EX3DV4 - SN7522; ConvF(9.54, 9.54, 9.54); Calibrated: 11/2/2018;
- Sensor-Surface: 4mm (Mechanical Surface Detection)
- Electronics: DAE4 SN1562;Calibrated: 11/6/2018
- Phantom: ELI V8.0 P1aP2a; Type: QD OVA 004 AA; Serial: 2092
- Measurement SW: DASY52, Version 52.10 (2);

Area Scan (71x91x1): Interpolated grid: dx=1.500 mm, dy=1.500 mm
Maximum value of SAR (interpolated) = 1.08 W/kg

Zoom Scan (5x5x7)/Cube 0: Measurement grid: dx=8mm, dy=8mm, dz=5mm
Reference Value = 30.98 V/m; Power Drift = -0.67 dB
Peak SAR (extrapolated) = 1.26 W/kg
SAR(1 g) = 1.01 W/kg; SAR(10 g) = 0.765 W/kg
Maximum value of SAR (measured) = 1.06 W/kg

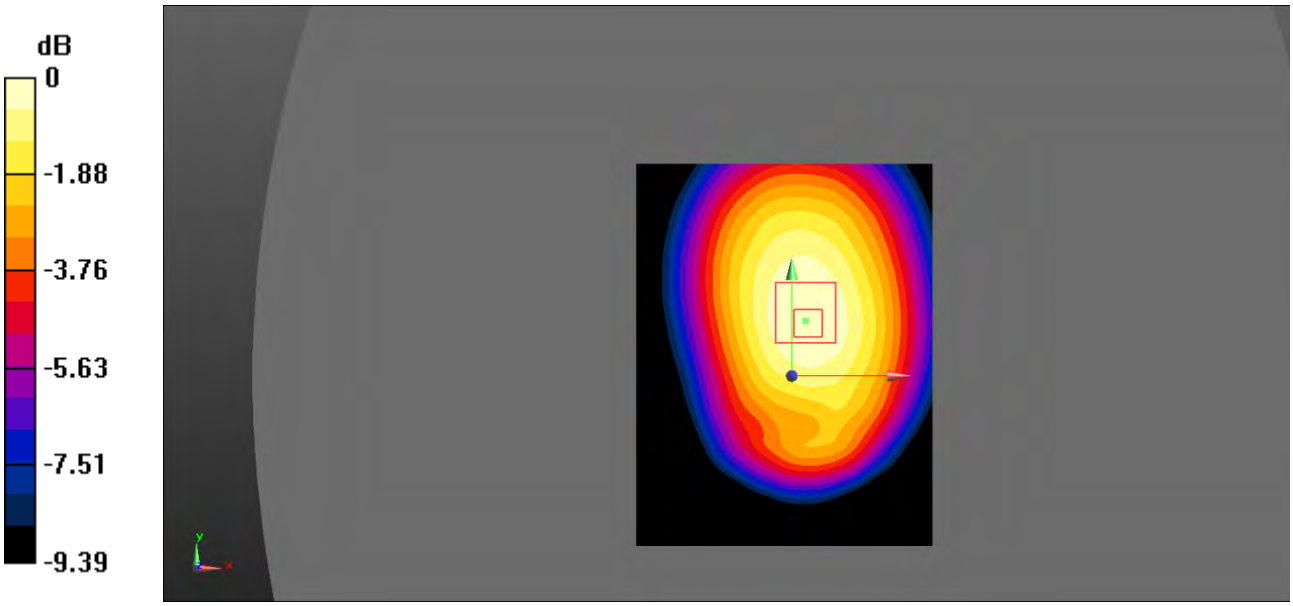

0 dB = 1.06 W/kg = 0.25 dBW/kg

Test Plot 11#: GSM 850_Body Worn Back_High

DUT: Smart phone; Type: X400; Serial: 19051500202;

Communication System: Generic GSM; Frequency: 848.8 MHz;Duty Cycle: 1:8
Medium parameters used: f = 848.8 MHz; σ = 0.976 S/m; ε_r = 57.005; ρ = 1000 kg/m^3 ;
Phantom section: Flat Section

DASY5 Configuration:

- Probe: EX3DV4 - SN7522; ConvF(9.54, 9.54, 9.54); Calibrated: 11/2/2018;
- Sensor-Surface: 4mm (Mechanical Surface Detection)
- Electronics: DAE4 SN1562;Calibrated: 11/6/2018
- Phantom: ELI V8.0 P1aP2a; Type: QD OVA 004 AA; Serial: 2092
- Measurement SW: DASY52, Version 52.10 (2);

Area Scan (71x91x1): Interpolated grid: dx=1.500 mm, dy=1.500 mm
Maximum value of SAR (interpolated) = 1.09 W/kg

Zoom Scan (5x5x7)/Cube 0: Measurement grid: dx=8mm, dy=8mm, dz=5mm
Reference Value = 29.58 V/m; Power Drift = -0.33 dB
Peak SAR (extrapolated) = 1.25 W/kg
SAR(1 g) = 0.993 W/kg; SAR(10 g) = 0.749 W/kg
Maximum value of SAR (measured) = 1.05 W/kg

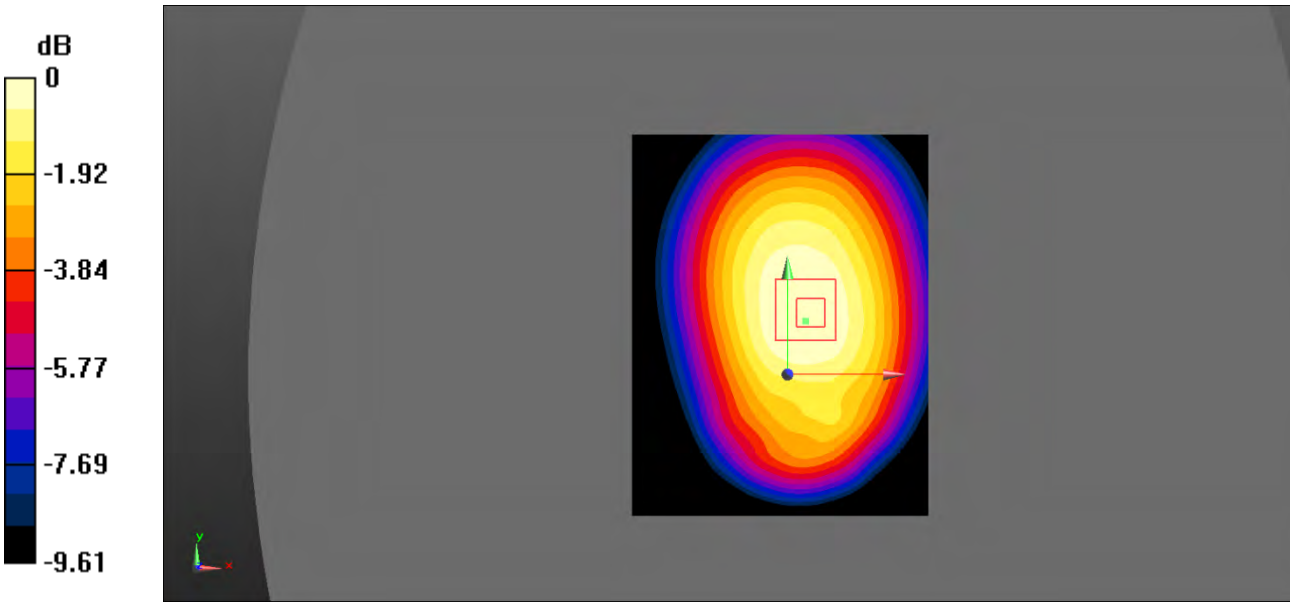

0 dB = 1.05 W/kg = 0.21 dBW/kg

Test Plot 12#: GSM 850_Body Back_Low

DUT: Smart phone; Type: X400; Serial: 19051500202;

Communication System: Generic GPRS-3 slots; Frequency: 824.2 MHz;Duty Cycle: 1:2.67
Medium parameters used: f = 824.2 MHz; σ = 0.944 S/m; ε_r = 57.499; ρ = 1000 kg/m^3 ;
Phantom section: Flat Section

DASY5 Configuration:

- Probe: EX3DV4 - SN7522; ConvF(9.54, 9.54, 9.54); Calibrated: 11/2/2018;
- Sensor-Surface: 4mm (Mechanical Surface Detection)
- Electronics: DAE4 SN1562;Calibrated: 11/6/2018
- Phantom: ELI V8.0 P1aP2a; Type: QD OVA 004 AA; Serial: 2092
- Measurement SW: DASY52, Version 52.10 (2);

Area Scan (71x91x1): Interpolated grid: dx=1.500 mm, dy=1.500 mm
Maximum value of SAR (interpolated) = 0.953 W/kg

Zoom Scan (5x5x7)/Cube 0: Measurement grid: dx=8mm, dy=8mm, dz=5mm
Reference Value = 27.55 V/m; Power Drift = -0.06 dB
Peak SAR (extrapolated) = 1.14 W/kg
SAR(1 g) = 0.901 W/kg; SAR(10 g) = 0.678 W/kg
Maximum value of SAR (measured) = 0.950 W/kg

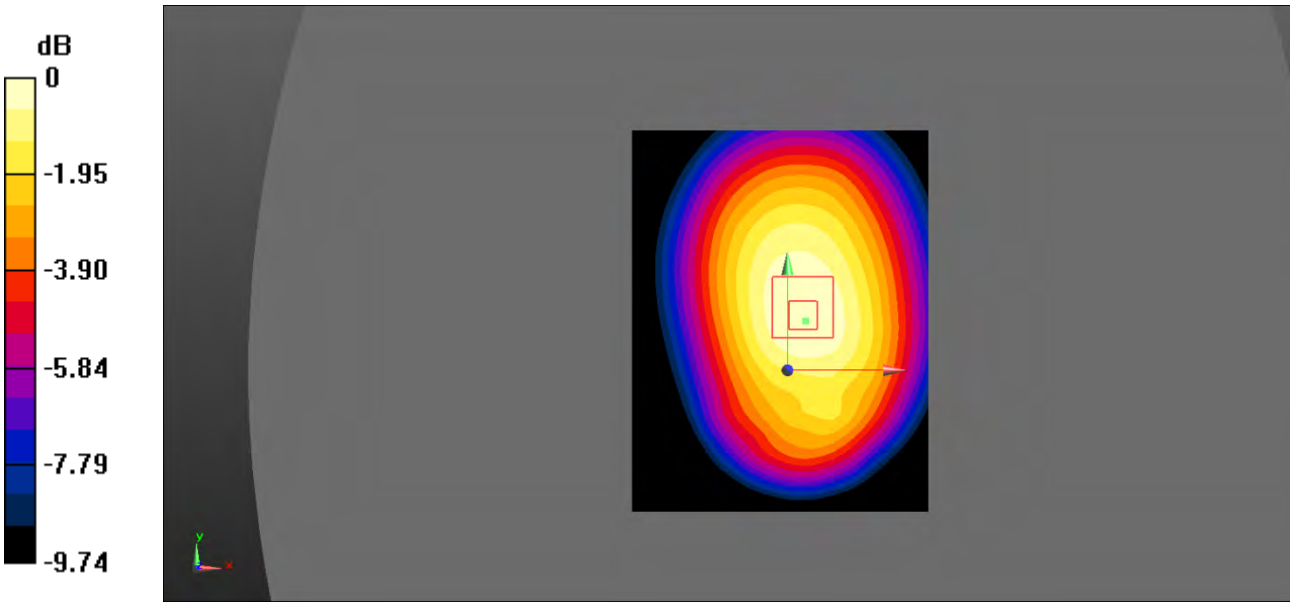

0 dB = 0.950 W/kg = -0.22 dBW/kg

Test Plot 13#: GSM 850_Body Back_Middle

DUT: Smart phone; Type: X400; Serial: 19051500202;

Communication System: Generic GPRS-3 slots; Frequency: 836.6 MHz;Duty Cycle: 1:2.67
Medium parameters used: f = 836.6 MHz; σ = 0.959 S/m; ε_r = 56.776; ρ = 1000 kg/m^3 ;
Phantom section: Flat Section

DASY5 Configuration:

- Probe: EX3DV4 - SN7522; ConvF(9.54, 9.54, 9.54); Calibrated: 11/2/2018;
- Sensor-Surface: 4mm (Mechanical Surface Detection)
- Electronics: DAE4 SN1562;Calibrated: 11/6/2018
- Phantom: ELI V8.0 P1aP2a; Type: QD OVA 004 AA; Serial: 2092
- Measurement SW: DASY52, Version 52.10 (2);

Area Scan (71x91x1): Interpolated grid: dx=1.500 mm, dy=1.500 mm
Maximum value of SAR (interpolated) = 1.02 W/kg

Zoom Scan (5x5x7)/Cube 0: Measurement grid: dx=8mm, dy=8mm, dz=5mm
Reference Value = 28.29 V/m; Power Drift = -0.08 dB
Peak SAR (extrapolated) = 1.21 W/kg
SAR(1 g) = 0.961 W/kg; SAR(10 g) = 0.726 W/kg
Maximum value of SAR (measured) = 1.01 W/kg

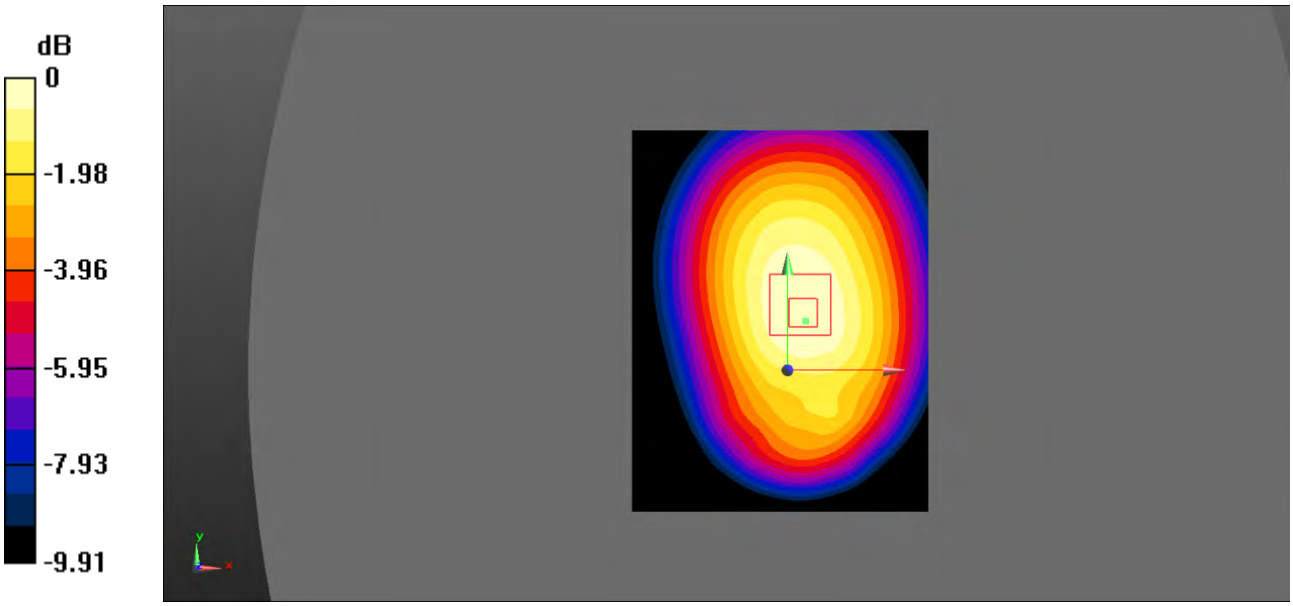

0 dB = 1.01 W/kg = 0.04 dBW/kg

Test Plot 14#: GSM 850_Body Back_High

DUT: Smart phone; Type: X400; Serial: 19051500202;

Communication System: Generic GPRS-3 slots; Frequency: 848.8 MHz;Duty Cycle: 1:2.67
Medium parameters used: f = 848.8 MHz; σ = 0.976 S/m; ε_r = 57.005; ρ = 1000 kg/m^3 ;
Phantom section: Flat Section

DASY5 Configuration:

- Probe: EX3DV4 - SN7522; ConvF(9.54, 9.54, 9.54); Calibrated: 11/2/2018;
- Sensor-Surface: 4mm (Mechanical Surface Detection)
- Electronics: DAE4 SN1562;Calibrated: 11/6/2018
- Phantom: ELI V8.0 P1aP2a; Type: QD OVA 004 AA; Serial: 2092
- Measurement SW: DASY52, Version 52.10 (2);

Area Scan (71x91x1): Interpolated grid: dx=1.500 mm, dy=1.500 mm
Maximum value of SAR (interpolated) = 1.09 W/kg

Zoom Scan (5x5x7)/Cube 0: Measurement grid: dx=8mm, dy=8mm, dz=5mm
Reference Value = 29.16 V/m; Power Drift = -0.09 dB
Peak SAR (extrapolated) = 1.29 W/kg
SAR(1 g) = 1.04 W/kg; SAR(10 g) = 0.783 W/kg
Maximum value of SAR (measured) = 1.09 W/kg

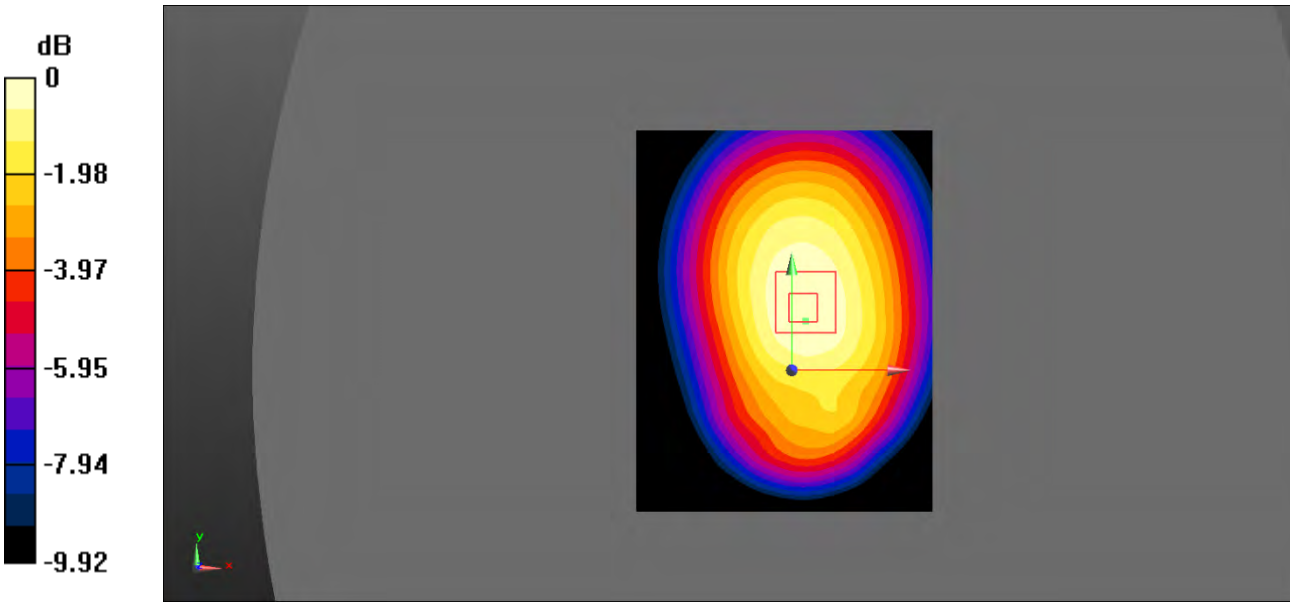

0 dB = 1.09 W/kg = 0.37 dBW/kg

Test Plot 15#: GSM 850_Body Left_Middle

DUT: Smart phone; Type: X400; Serial: 19051500202;

Communication System: Generic GPRS-3 slots; Frequency: 836.6 MHz;Duty Cycle: 1:2.67
Medium parameters used: f = 836.6 MHz; σ = 0.959 S/m; ε_r = 56.776; ρ = 1000 kg/m^3 ;
Phantom section: Flat Section

DASY5 Configuration:

- Probe: EX3DV4 - SN7522; ConvF(9.54, 9.54, 9.54); Calibrated: 11/2/2018;
- Sensor-Surface: 4mm (Mechanical Surface Detection)
- Electronics: DAE4 SN1562;Calibrated: 11/6/2018
- Phantom: ELI V8.0 P1aP2a; Type: QD OVA 004 AA; Serial: 2092
- Measurement SW: DASY52, Version 52.10 (2);

Area Scan (71x91x1): Interpolated grid: dx=1.500 mm, dy=1.500 mm
Maximum value of SAR (interpolated) = 0.470 W/kg

Zoom Scan (5x5x7)/Cube 0: Measurement grid: dx=8mm, dy=8mm, dz=5mm
Reference Value = 17.02 V/m; Power Drift = -0.11 dB
Peak SAR (extrapolated) = 0.599 W/kg
SAR(1 g) = 0.436 W/kg; SAR(10 g) = 0.306 W/kg
Maximum value of SAR (measured) = 0.466 W/kg

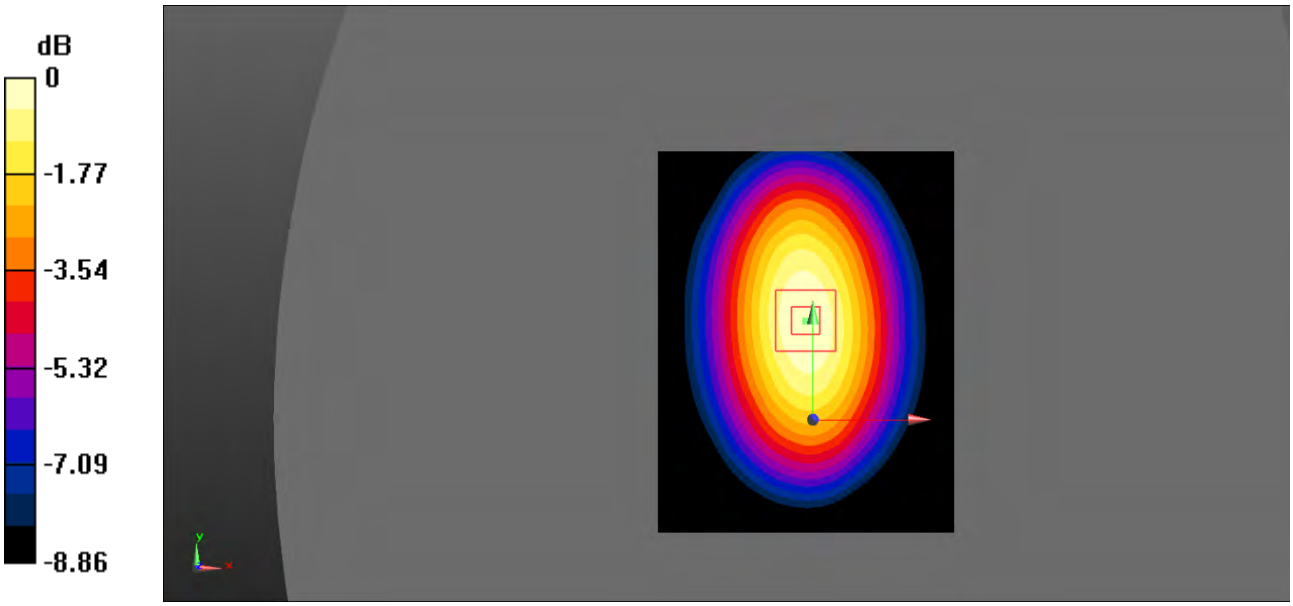

0 dB = 0.466 W/kg = -3.32 dBW/kg

Test Plot 16#: GSM 850_Body Right_Middle

DUT: Smart phone; Type: X400; Serial: 19051500202;

Communication System: Generic GPRS-3 slots; Frequency: 836.6 MHz;Duty Cycle: 1:2.67
Medium parameters used: f = 836.6 MHz; σ = 0.959 S/m; ε_r = 56.776; ρ = 1000 kg/m^3 ;
Phantom section: Flat Section

DASY5 Configuration:

- Probe: EX3DV4 - SN7522; ConvF(9.54, 9.54, 9.54); Calibrated: 11/2/2018;
- Sensor-Surface: 4mm (Mechanical Surface Detection)
- Electronics: DAE4 SN1562;Calibrated: 11/6/2018
- Phantom: ELI V8.0 P1aP2a; Type: QD OVA 004 AA; Serial: 2092
- Measurement SW: DASY52, Version 52.10 (2);

Area Scan (71x91x1): Interpolated grid: dx=1.500 mm, dy=1.500 mm
Maximum value of SAR (interpolated) = 0.522 W/kg

Zoom Scan (5x5x7)/Cube 0: Measurement grid: dx=8mm, dy=8mm, dz=5mm
Reference Value = 19.27 V/m; Power Drift = -0.01 dB
Peak SAR (extrapolated) = 0.669 W/kg
SAR(1 g) = 0.486 W/kg; SAR(10 g) = 0.346 W/kg
Maximum value of SAR (measured) = 0.514 W/kg

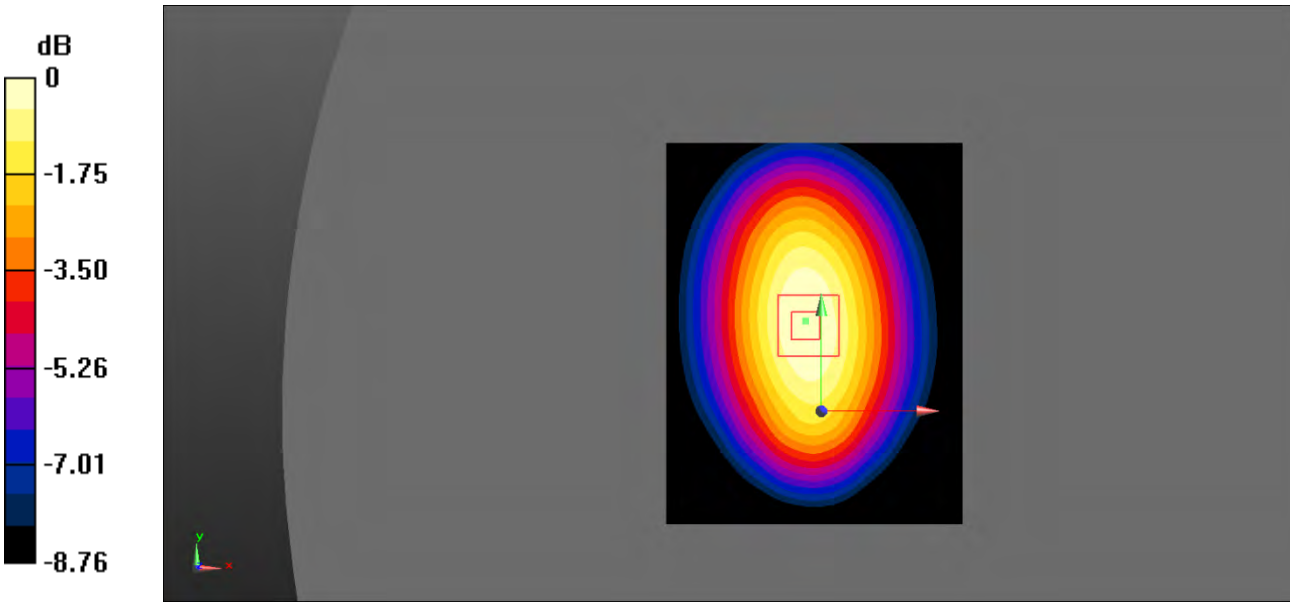

0 dB = 0.514 W/kg = -2.89 dBW/kg

Test Plot 17#: GSM 850_Body Bottom_Middle

DUT: Smart phone; Type: X400; Serial: 19051500202;

Communication System: Generic GPRS-3 slots; Frequency: 836.6 MHz;Duty Cycle: 1:2.67
Medium parameters used: f = 836.6 MHz; σ = 0.959 S/m; ε_r = 56.776; ρ = 1000 kg/m^3 ;
Phantom section: Flat Section

DASY5 Configuration:

- Probe: EX3DV4 - SN7522; ConvF(9.54, 9.54, 9.54); Calibrated: 11/2/2018;
- Sensor-Surface: 4mm (Mechanical Surface Detection)
- Electronics: DAE4 SN1562;Calibrated: 11/6/2018
- Phantom: ELI V8.0 P1aP2a; Type: QD OVA 004 AA; Serial: 2092
- Measurement SW: DASY52, Version 52.10 (2);

Area Scan (71x91x1): Interpolated grid: dx=1.500 mm, dy=1.500 mm
Maximum value of SAR (interpolated) = 0.155 W/kg

Zoom Scan (5x5x7)/Cube 0: Measurement grid: dx=8mm, dy=8mm, dz=5mm
Reference Value = 12.07 V/m; Power Drift = 0.04 dB
Peak SAR (extrapolated) = 0.250 W/kg
SAR(1 g) = 0.145 W/kg; SAR(10 g) = 0.084 W/kg
Maximum value of SAR (measured) = 0.160 W/kg

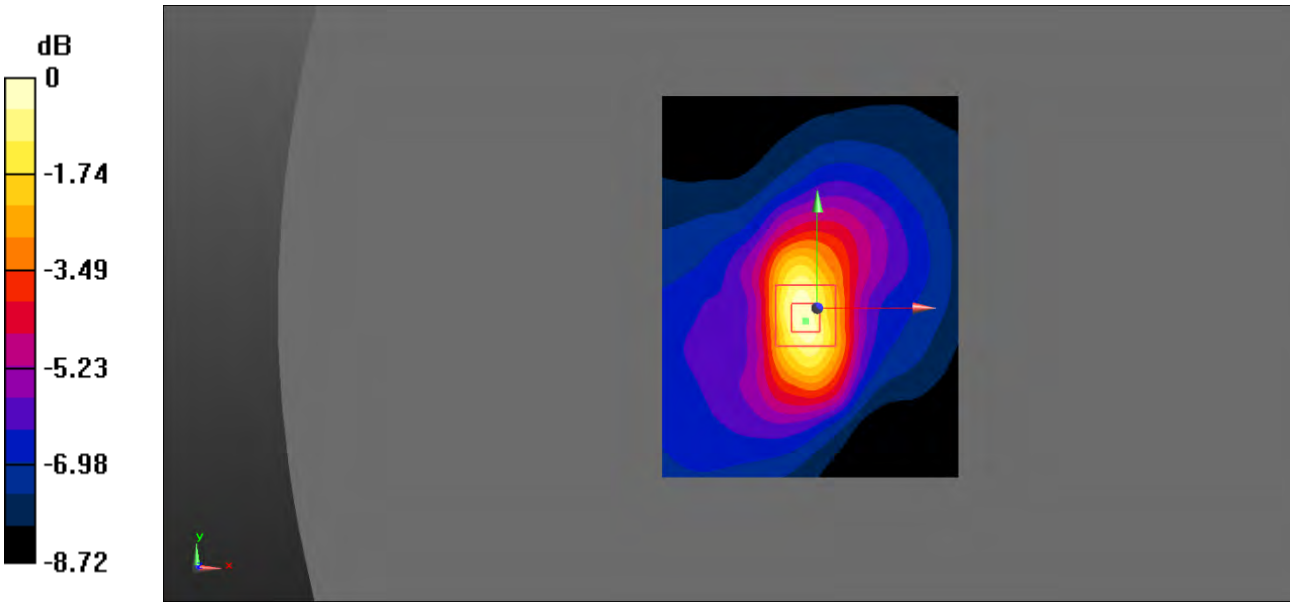

0 dB = 0.160 W/kg = -7.96 dBW/kg

Test Plot 18#: PCS 1900_Head Left Cheek_Middle

DUT: Smart phone; Type: X400; Serial: 19051500202;

Communication System: Generic GSM; Frequency: 1880 MHz;Duty Cycle: 1:8
Medium parameters used: f = 1880 MHz; σ = 1.381 S/m; ε_r = 40.892; ρ = 1000 kg/m^3 ;
Phantom section: Left Section

DASY5 Configuration:

- Probe: EX3DV4 - SN7522; ConvF(7.91, 7.91, 7.91); Calibrated: 11/2/2018;
- Sensor-Surface: 4mm (Mechanical Surface Detection)
- Electronics: DAE4 SN1562;Calibrated: 11/6/2018
- Phantom: SAM-Twin V8.0 P1aP2a; Type: QD 000 P41 AA; Serial: 1962
- Measurement SW: DASY52, Version 52.10 (2);

Area Scan (71x91x1): Interpolated grid: dx=1.500 mm, dy=1.500 mm
Maximum value of SAR (interpolated) = 0.513 W/kg

Zoom Scan (5x5x7)/Cube 0: Measurement grid: dx=8mm, dy=8mm, dz=5mm
Reference Value = 7.090 V/m; Power Drift = -0.44 dB
Peak SAR (extrapolated) = 0.683 W/kg
SAR(1 g) = 0.451 W/kg; SAR(10 g) = 0.282 W/kg
Maximum value of SAR (measured) = 0.482 W/kg

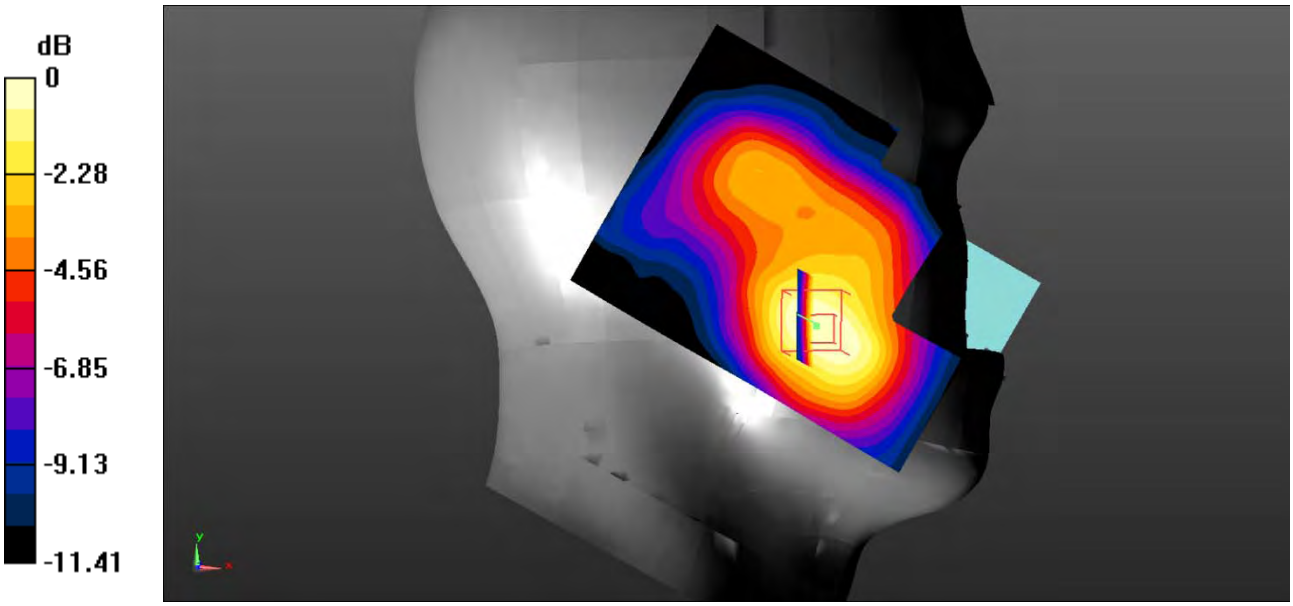

0 dB = 0.482 W/kg = -3.17 dBW/kg

Test Plot 19#: PCS 1900_Head Left Tilt_Middle

DUT: Smart phone; Type: X400; Serial: 19051500202;

Communication System: Generic GSM; Frequency: 1880 MHz;Duty Cycle: 1:8
Medium parameters used: f = 1880 MHz; σ = 1.381 S/m; ε_r = 40.892; ρ = 1000 kg/m^3 ;
Phantom section: Left Section

DASY5 Configuration:

- Probe: EX3DV4 - SN7522; ConvF(7.91, 7.91, 7.91); Calibrated: 11/2/2018;
- Sensor-Surface: 4mm (Mechanical Surface Detection)
- Electronics: DAE4 SN1562;Calibrated: 11/6/2018
- Phantom: SAM-Twin V8.0 P1aP2a; Type: QD 000 P41 AA; Serial: 1962
- Measurement SW: DASY52, Version 52.10 (2);

Area Scan (71x91x1): Interpolated grid: dx=1.500 mm, dy=1.500 mm
Maximum value of SAR (interpolated) = 0.195 W/kg

Zoom Scan (5x5x7)/Cube 0: Measurement grid: dx=8mm, dy=8mm, dz=5mm
Reference Value = 8.825 V/m; Power Drift = -0.07 dB
Peak SAR (extrapolated) = 0.248 W/kg
SAR(1 g) = 0.157 W/kg; SAR(10 g) = 0.100 W/kg
Maximum value of SAR (measured) = 0.166 W/kg

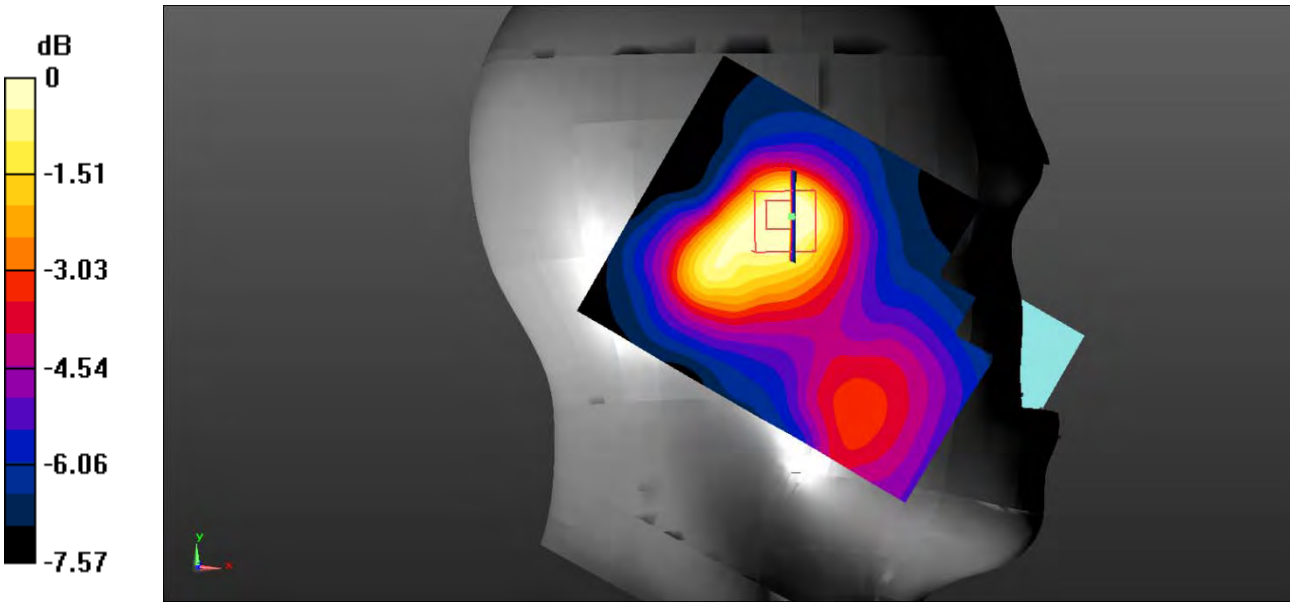

0 dB = 0.166 W/kg = -7.80 dBW/kg

Test Plot 20#: PCS 1900_Head Right Cheek_Middle

DUT: Smart phone; Type: X400; Serial: 19051500202;

Communication System: Generic GSM; Frequency: 1880 MHz;Duty Cycle: 1:8
Medium parameters used: f = 1880 MHz; σ = 1.381 S/m; ε_r = 40.892; ρ = 1000 kg/m^3 ;
Phantom section: Right Section

DASY5 Configuration:

- Probe: EX3DV4 - SN7522; ConvF(7.91, 7.91, 7.91); Calibrated: 11/2/2018;
- Sensor-Surface: 4mm (Mechanical Surface Detection)
- Electronics: DAE4 SN1562;Calibrated: 11/6/2018
- Phantom: SAM-Twin V8.0 P1aP2a; Type: QD 000 P41 AA; Serial: 1962
- Measurement SW: DASY52, Version 52.10 (2);

Area Scan (71x91x1): Interpolated grid: dx=1.500 mm, dy=1.500 mm
Maximum value of SAR (interpolated) = 0.493 W/kg

Zoom Scan (5x5x7)/Cube 0: Measurement grid: dx=8mm, dy=8mm, dz=5mm
Reference Value = 6.654 V/m; Power Drift = 0.06 dB
Peak SAR (extrapolated) = 0.599 W/kg
SAR(1 g) = 0.414 W/kg; SAR(10 g) = 0.266 W/kg
Maximum value of SAR (measured) = 0.433 W/kg

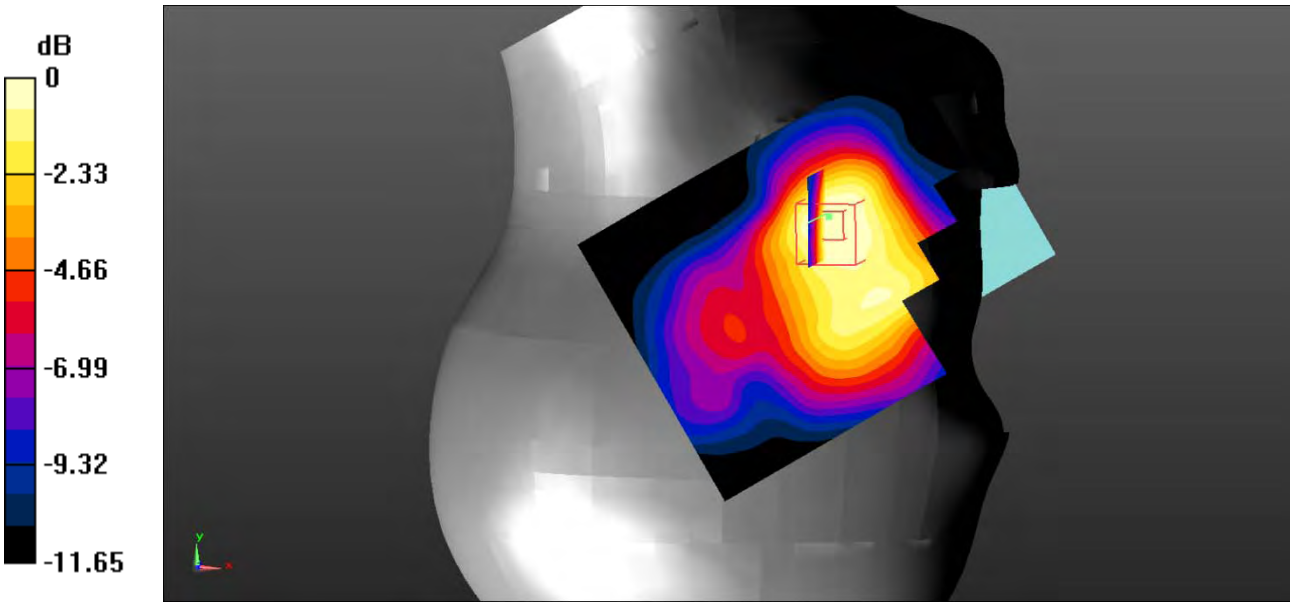

0 dB = 0.433 W/kg = -3.64 dBW/kg

Test Plot 21#: PCS 1900_Head Right Tilt_Middle

DUT: Smart phone; Type: X400; Serial: 19051500202;

Communication System: Generic GSM; Frequency: 1880 MHz;Duty Cycle: 1:8
Medium parameters used: f = 1880 MHz; σ = 1.381 S/m; ε_r = 40.892; ρ = 1000 kg/m^3 ;
Phantom section: Right Section

DASY5 Configuration:

- Probe: EX3DV4 - SN7522; ConvF(7.91, 7.91, 7.91); Calibrated: 11/2/2018;
- Sensor-Surface: 4mm (Mechanical Surface Detection)
- Electronics: DAE4 SN1562;Calibrated: 11/6/2018
- Phantom: SAM-Twin V8.0 P1aP2a; Type: QD 000 P41 AA; Serial: 1962
- Measurement SW: DASY52, Version 52.10 (2);

Area Scan (71x91x1): Interpolated grid: dx=1.500 mm, dy=1.500 mm
Maximum value of SAR (interpolated) = 0.169 W/kg

Zoom Scan (5x5x7)/Cube 0: Measurement grid: dx=8mm, dy=8mm, dz=5mm
Reference Value = 10.61 V/m; Power Drift = -0.15 dB
Peak SAR (extrapolated) = 0.213 W/kg
SAR(1 g) = 0.148 W/kg; SAR(10 g) = 0.098 W/kg
Maximum value of SAR (measured) = 0.163 W/kg

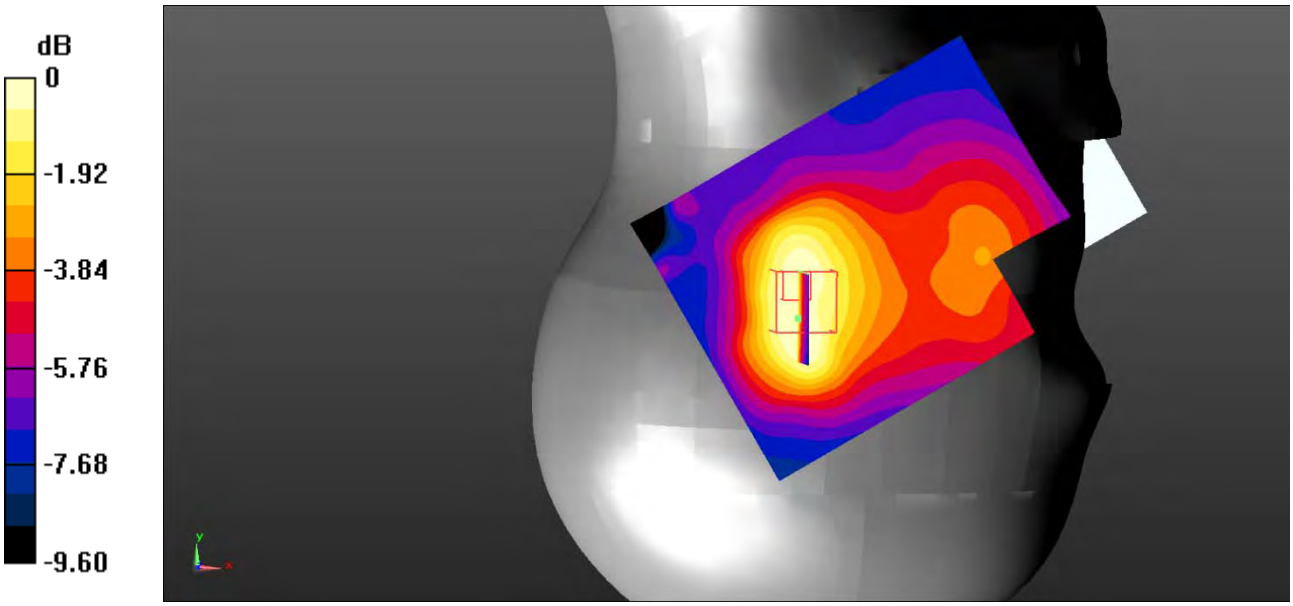

0 dB = 0.163 W/kg = -7.88 dBW/kg

Test Plot 22#: PCS 1900_Body Worn Back_Middle

DUT: Smart phone; Type: X400; Serial: 19051500202;

Communication System: Generic GSM; Frequency: 1880 MHz;Duty Cycle: 1:8
Medium parameters used: f = 1880 MHz; σ = 1.493 S/m; ε_r = 54.214; ρ = 1000 kg/m^3 ;
Phantom section: Flat Section

DASY5 Configuration:

- Probe: EX3DV4 - SN7522; ConvF(7.48, 7.48, 7.48); Calibrated: 11/2/2018;
- Sensor-Surface: 4mm (Mechanical Surface Detection)
- Electronics: DAE4 SN1562;Calibrated: 11/6/2018
- Phantom: ELI V8.0 P1aP2a; Type: QD OVA 004 AA; Serial: 2092
- Measurement SW: DASY52, Version 52.10 (2);

Area Scan (71x91x1): Interpolated grid: dx=1.500 mm, dy=1.500 mm
Maximum value of SAR (interpolated) = 0.419 W/kg

Zoom Scan (5x5x7)/Cube 0: Measurement grid: dx=8mm, dy=8mm, dz=5mm
Reference Value = 12.48 V/m; Power Drift = -0.00 dB
Peak SAR (extrapolated) = 0.561 W/kg
SAR(1 g) = 0.361 W/kg; SAR(10 g) = 0.223 W/kg
Maximum value of SAR (measured) = 0.390 W/kg

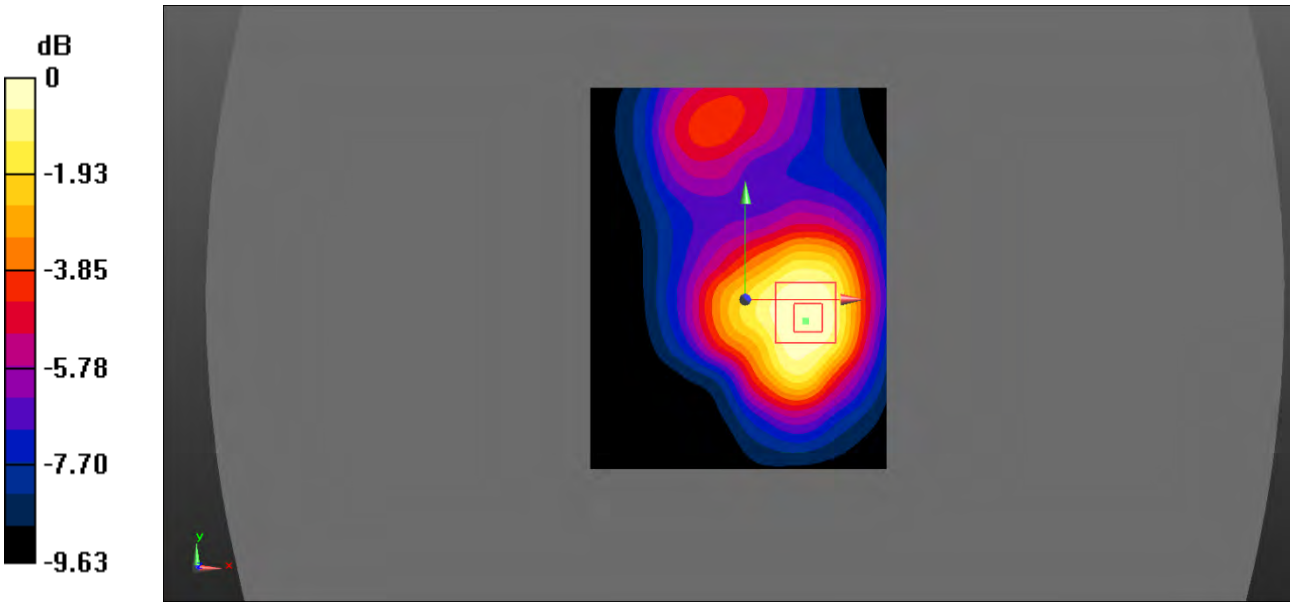

0 dB = 0.390 W/kg = -4.09 dBW/kg

Test Plot 23#: PCS 1900_Body Back_Middle

DUT: Smart phone; Type: X400; Serial: 19051500202;

Communication System: Generic GPRS-3 slots; Frequency: 1880 MHz;Duty Cycle: 1:2.67
Medium parameters used: f = 1880 MHz; σ = 1.493 S/m; ε_r = 54.214; ρ = 1000 kg/m^3 ;
Phantom section: Flat Section

DASY5 Configuration:

- Probe: EX3DV4 - SN7522; ConvF(7.48, 7.48, 7.48); Calibrated: 11/2/2018;
- Sensor-Surface: 4mm (Mechanical Surface Detection)
- Electronics: DAE4 SN1562;Calibrated: 11/6/2018
- Phantom: ELI V8.0 P1aP2a; Type: QD OVA 004 AA; Serial: 2092
- Measurement SW: DASY52, Version 52.10 (2);

Area Scan (71x91x1): Interpolated grid: dx=1.500 mm, dy=1.500 mm
Maximum value of SAR (interpolated) = 0.408 W/kg

Zoom Scan (5x5x7)/Cube 0: Measurement grid: dx=8mm, dy=8mm, dz=5mm
Reference Value = 12.93 V/m; Power Drift = 0.12 dB
Peak SAR (extrapolated) = 0.600 W/kg
SAR(1 g) = 0.383 W/kg; SAR(10 g) = 0.236 W/kg
Maximum value of SAR (measured) = 0.403 W/kg

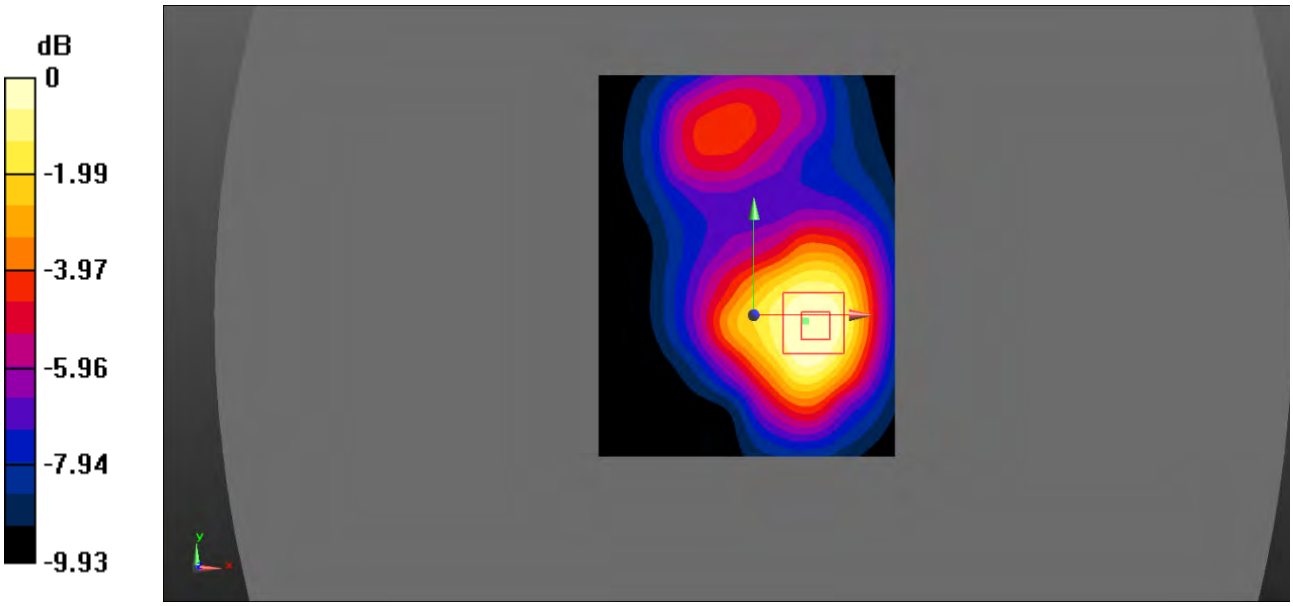

0 dB = 0.403 W/kg = -3.95 dBW/kg

Test Plot 24#: PCS 1900_Body Left_Middle

DUT: Smart phone; Type: X400; Serial: 19051500202;

Communication System: Generic GPRS-3 slots; Frequency: 1880 MHz;Duty Cycle: 1:2.67
Medium parameters used: f = 1880 MHz; σ = 1.493 S/m; ε_r = 54.214; ρ = 1000 kg/m^3 ;
Phantom section: Flat Section

DASY5 Configuration:

- Probe: EX3DV4 - SN7522; ConvF(7.48, 7.48, 7.48); Calibrated: 11/2/2018;
- Sensor-Surface: 4mm (Mechanical Surface Detection)
- Electronics: DAE4 SN1562;Calibrated: 11/6/2018
- Phantom: ELI V8.0 P1aP2a; Type: QD OVA 004 AA; Serial: 2092
- Measurement SW: DASY52, Version 52.10 (2);

Area Scan (71x101x1): Interpolated grid: dx=1.500 mm, dy=1.500 mm
Maximum value of SAR (interpolated) = 0.243 W/kg

Zoom Scan (5x5x7)/Cube 0: Measurement grid: dx=8mm, dy=8mm, dz=5mm
Reference Value = 11.66 V/m; Power Drift = 0.13 dB
Peak SAR (extrapolated) = 0.311 W/kg
SAR(1 g) = 0.202 W/kg; SAR(10 g) = 0.126 W/kg
Maximum value of SAR (measured) = 0.219 W/kg

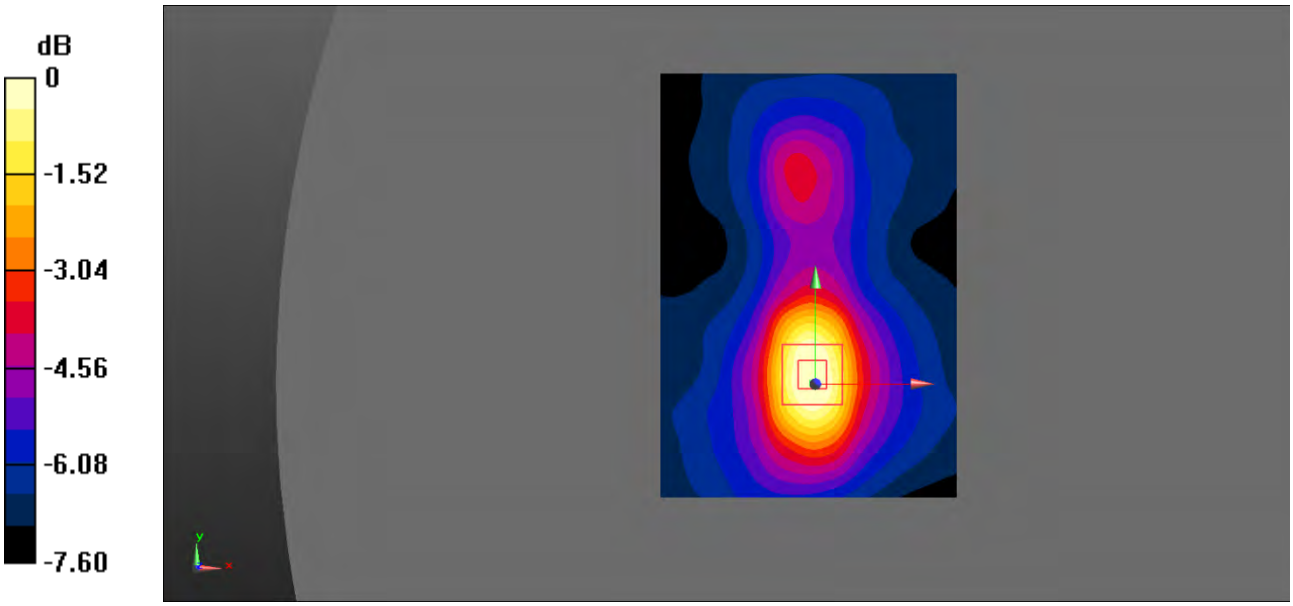

0 dB = 0.219 W/kg = -6.60 dBW/kg

Test Plot 25#: PCS 1900_Body Right_Middle

DUT: Smart phone; Type: X400; Serial: 19051500202;

Communication System: Generic GPRS-3 slots; Frequency: 1880 MHz;Duty Cycle: 1:2.67
Medium parameters used: f = 1880 MHz; σ = 1.493 S/m; ε_r = 54.214; ρ = 1000 kg/m^3 ;
Phantom section: Flat Section

DASY5 Configuration:

- Probe: EX3DV4 - SN7522; ConvF(7.48, 7.48, 7.48); Calibrated: 11/2/2018;
- Sensor-Surface: 4mm (Mechanical Surface Detection)
- Electronics: DAE4 SN1562;Calibrated: 11/6/2018
- Phantom: ELI V8.0 P1aP2a; Type: QD OVA 004 AA; Serial: 2092
- Measurement SW: DASY52, Version 52.10 (2);

Area Scan (71x91x1): Interpolated grid: dx=1.500 mm, dy=1.500 mm
Maximum value of SAR (interpolated) = 0.124 W/kg

Zoom Scan (5x5x7)/Cube 0: Measurement grid: dx=8mm, dy=8mm, dz=5mm
Reference Value = 6.906 V/m; Power Drift = 0.00 dB
Peak SAR (extrapolated) = 0.248 W/kg
SAR(1 g) = 0.116 W/kg; SAR(10 g) = 0.076 W/kg
Maximum value of SAR (measured) = 0.116 W/kg

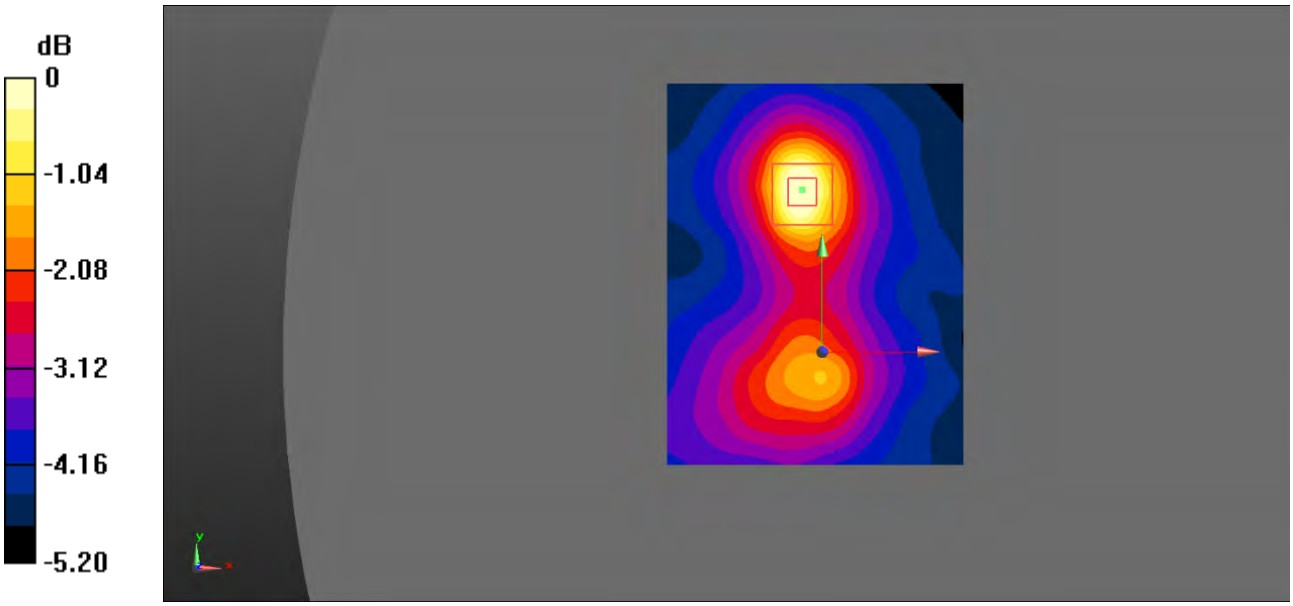

0 dB = 0.116 W/kg = -9.36 dBW/kg

Test Plot 26#: PCS 1900_Body Bottom_Middle

DUT: Smart phone; Type: X400; Serial: 19051500202;

Communication System: Generic GPRS-3 slots; Frequency: 1880 MHz;Duty Cycle: 1:2.67
Medium parameters used: f = 1880 MHz; σ = 1.493 S/m; ε_r = 54.214; ρ = 1000 kg/m^3 ;
Phantom section: Flat Section

DASY5 Configuration:

- Probe: EX3DV4 - SN7522; ConvF(7.48, 7.48, 7.48); Calibrated: 11/2/2018;
- Sensor-Surface: 4mm (Mechanical Surface Detection)
- Electronics: DAE4 SN1562;Calibrated: 11/6/2018
- Phantom: ELI V8.0 P1aP2a; Type: QD OVA 004 AA; Serial: 2092
- Measurement SW: DASY52, Version 52.10 (2);

Area Scan (71x91x1): Interpolated grid: dx=1.500 mm, dy=1.500 mm
Maximum value of SAR (interpolated) = 0.212 W/kg

Zoom Scan (5x5x7)/Cube 0: Measurement grid: dx=8mm, dy=8mm, dz=5mm
Reference Value = 10.36 V/m; Power Drift = -0.12 dB
Peak SAR (extrapolated) = 0.372 W/kg
SAR(1 g) = 0.205 W/kg; SAR(10 g) = 0.118 W/kg
Maximum value of SAR (measured) = 0.224 W/kg

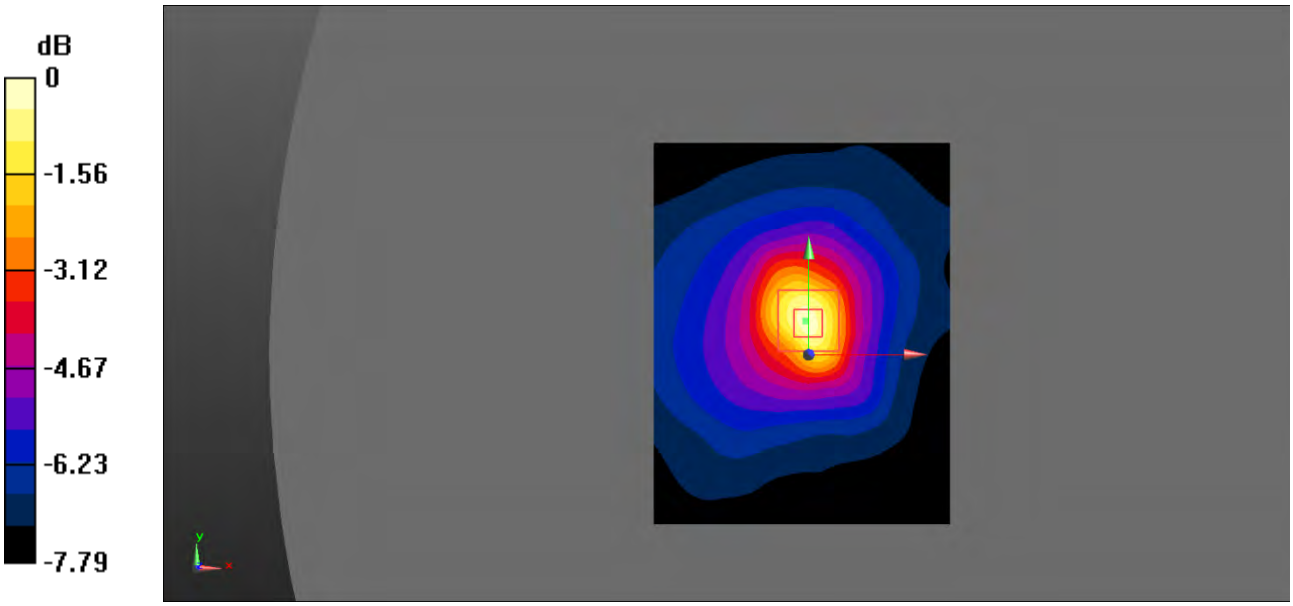

0 dB = 0.224 W/kg = -6.50 dBW/kg

Test Plot 27#: WCDMA Band 2_Head Left Cheek_Low

DUT: Smart phone; Type: X400; Serial: 19051500202;

Communication System: Communication System: UID 0, WCDMA; Frequency: 1852.4 MHz;Duty Cycle: 1:1
Medium parameters used: f = 1852.4 MHz; σ = 1.362 S/m; ε_r = 40.347; ρ = 1000 kg/m^3 ;
Phantom section: Left Section

DASY5 Configuration:

- Probe: EX3DV4 - SN7522; ConvF(7.91, 7.91, 7.91); Calibrated: 11/2/2018;
- Sensor-Surface: 4mm (Mechanical Surface Detection)
- Electronics: DAE4 SN1562;Calibrated: 11/6/2018
- Phantom: SAM-Twin V8.0 P1aP2a; Type: QD 000 P41 AA; Serial: 1962
- Measurement SW: DASY52, Version 52.10 (2);

Area Scan (71x91x1): Interpolated grid: dx=1.500 mm, dy=1.500 mm
Maximum value of SAR (interpolated) = 0.821 W/kg

Zoom Scan (5x5x7)/Cube 0: Measurement grid: dx=8mm, dy=8mm, dz=5mm
Reference Value = 7.194 V/m; Power Drift = 0.11 dB
Peak SAR (extrapolated) = 1.15 W/kg
SAR(1 g) = 0.762 W/kg; SAR(10 g) = 0.480 W/kg
Maximum value of SAR (measured) = 0.810 W/kg

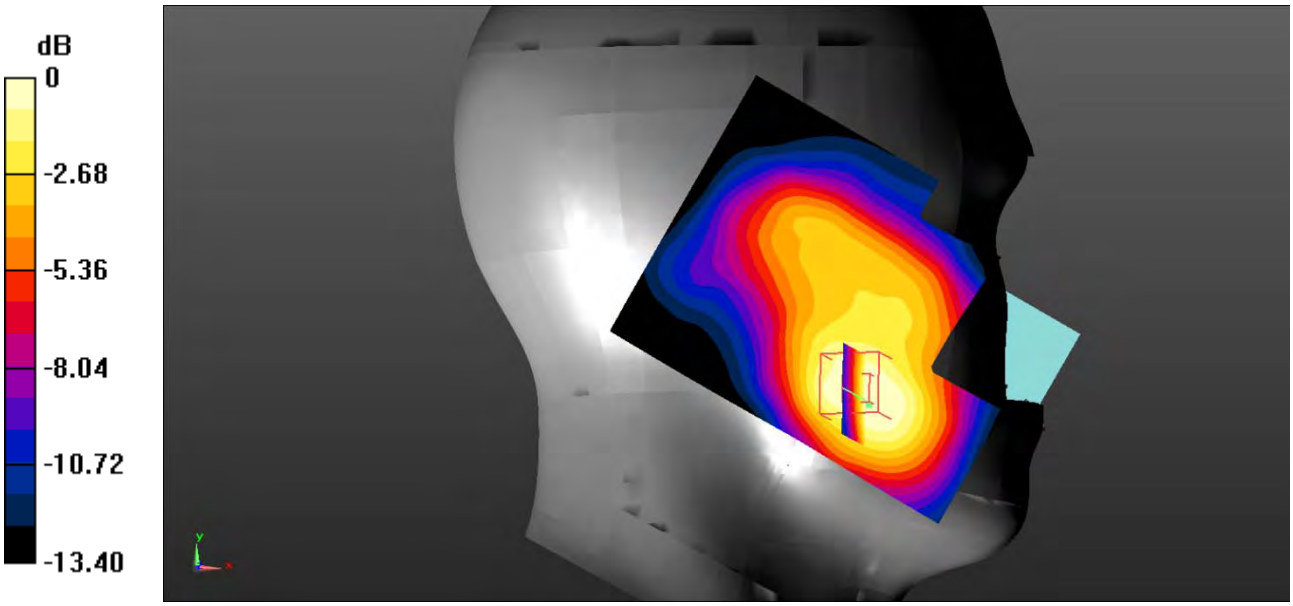

0 dB = 0.810 W/kg = -0.92 dBW/kg

Test Plot 28#: WCDMA Band 2_Head Left Cheek_Middle

DUT: Smart phone; Type: X400; Serial: 19051500202;

Communication System: Communication System: UID 0, WCDMA; Frequency: 1880 MHz;Duty Cycle: 1:1
Medium parameters used: f = 1880 MHz; σ = 1.381 S/m; ε_r = 40.892; ρ = 1000 kg/m^3 ;
Phantom section: Left Section

DASY5 Configuration:

- Probe: EX3DV4 - SN7522; ConvF(7.91, 7.91, 7.91); Calibrated: 11/2/2018;
- Sensor-Surface: 4mm (Mechanical Surface Detection)
- Electronics: DAE4 SN1562;Calibrated: 11/6/2018
- Phantom: SAM-Twin V8.0 P1aP2a; Type: QD 000 P41 AA; Serial: 1962
- Measurement SW: DASY52, Version 52.10 (2);

Area Scan (71x91x1): Interpolated grid: dx=1.500 mm, dy=1.500 mm
Maximum value of SAR (interpolated) = 0.953 W/kg

Zoom Scan (5x5x7)/Cube 0: Measurement grid: dx=8mm, dy=8mm, dz=5mm
Reference Value = 7.302 V/m; Power Drift = 0.03 dB
Peak SAR (extrapolated) = 1.33 W/kg
SAR(1 g) = 0.860 W/kg; SAR(10 g) = 0.534 W/kg
Maximum value of SAR (measured) = 0.930 W/kg

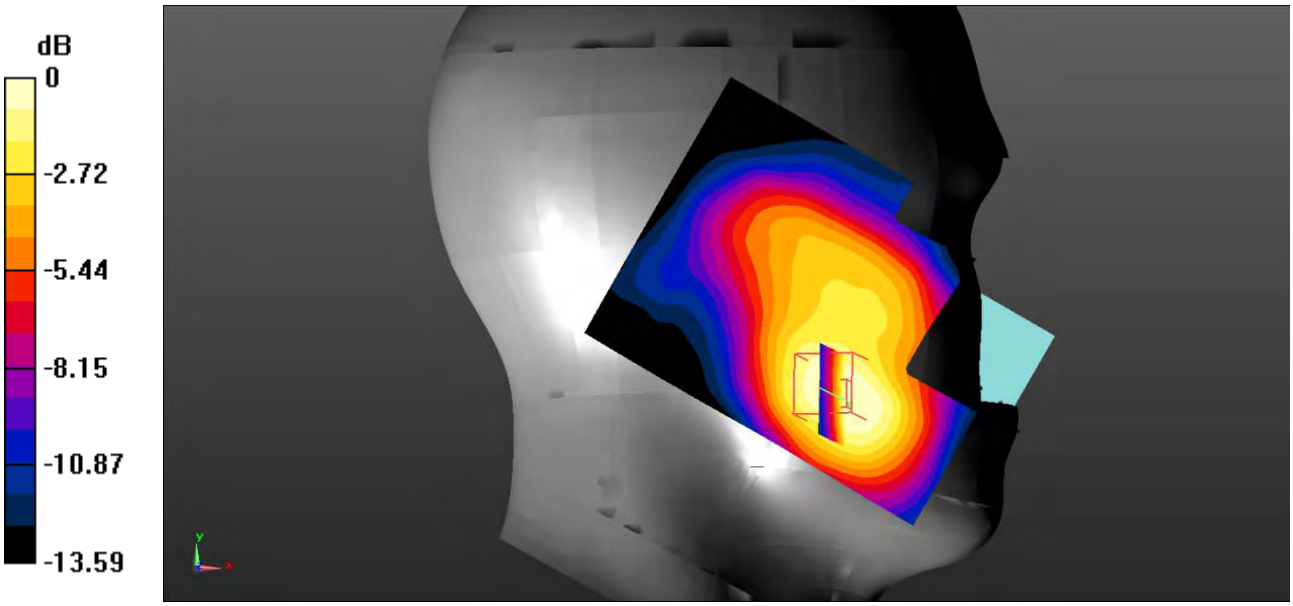

0 dB = 0.930 W/kg = -0.32 dBW/kg

Test Plot 29#: WCDMA Band 2_Head Left Cheek_High

DUT: Smart phone; Type: X400; Serial: 19051500202;

Communication System: Communication System: UID 0, WCDMA; Frequency: 1907.6 MHz;Duty Cycle: 1:1
Medium parameters used: f = 1907.6 MHz; σ = 1.408 S/m; ε_r = 40.644; ρ = 1000 kg/m^3 ;
Phantom section: Left Section

DASY5 Configuration:

- Probe: EX3DV4 - SN7522; ConvF(7.91, 7.91, 7.91); Calibrated: 11/2/2018;
- Sensor-Surface: 4mm (Mechanical Surface Detection)
- Electronics: DAE4 SN1562;Calibrated: 11/6/2018
- Phantom: SAM-Twin V8.0 P1aP2a; Type: QD 000 P41 AA; Serial: 1962
- Measurement SW: DASY52, Version 52.10 (2);

Area Scan (71x91x1): Interpolated grid: dx=1.500 mm, dy=1.500 mm
Maximum value of SAR (interpolated) = 0.784 W/kg

Zoom Scan (5x5x7)/Cube 0: Measurement grid: dx=8mm, dy=8mm, dz=5mm
Reference Value = 6.358 V/m; Power Drift = 0.18 dB
Peak SAR (extrapolated) = 1.09 W/kg
SAR(1 g) = 0.697 W/kg; SAR(10 g) = 0.428 W/kg
Maximum value of SAR (measured) = 0.753 W/kg

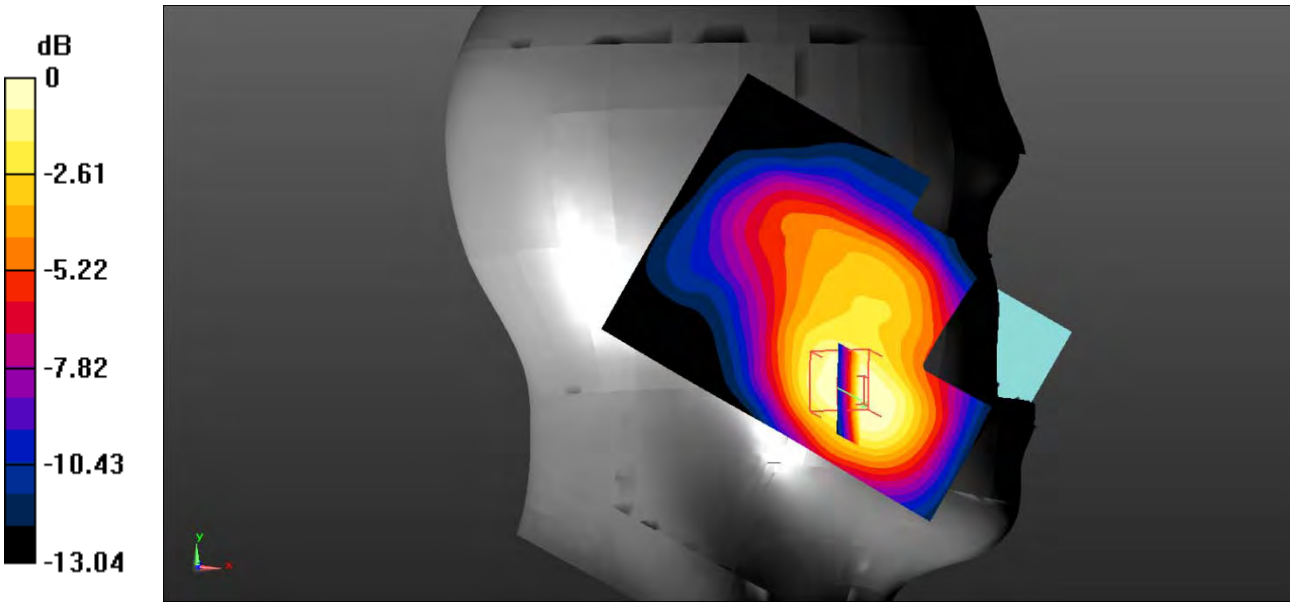

0 dB = 0.753 W/kg = -1.23 dBW/kg

Test Plot 30#: WCDMA Band 2_Head Left Tilt_Middle

DUT: Smart phone; Type: X400; Serial: 19051500202;

Communication System: Communication System: UID 0, WCDMA; Frequency: 1880 MHz;Duty Cycle: 1:1
Medium parameters used: f = 1880 MHz; σ = 1.381 S/m; ε_r = 40.892; ρ = 1000 kg/m^3 ;
Phantom section: Left Section

DASY5 Configuration:

- Probe: EX3DV4 - SN7522; ConvF(7.91, 7.91, 7.91); Calibrated: 11/2/2018;
- Sensor-Surface: 4mm (Mechanical Surface Detection)
- Electronics: DAE4 SN1562;Calibrated: 11/6/2018
- Phantom: SAM-Twin V8.0 P1aP2a; Type: QD 000 P41 AA; Serial: 1962
- Measurement SW: DASY52, Version 52.10 (2);

Area Scan (71x91x1): Interpolated grid: dx=1.500 mm, dy=1.500 mm
Maximum value of SAR (interpolated) = 0.380 W/kg

Zoom Scan (5x5x7)/Cube 0: Measurement grid: dx=8mm, dy=8mm, dz=5mm
Reference Value = 10.46 V/m; Power Drift = -0.09 dB
Peak SAR (extrapolated) = 0.460 W/kg
SAR(1 g) = 0.311 W/kg; SAR(10 g) = 0.196 W/kg
Maximum value of SAR (measured) = 0.337 W/kg

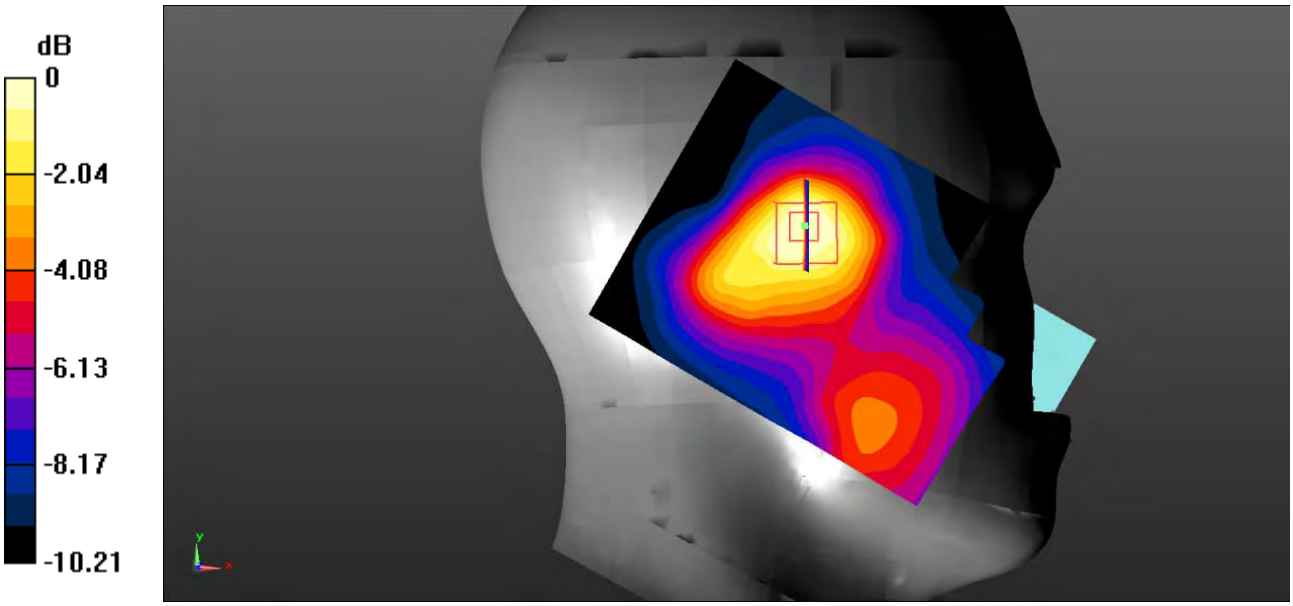

0 dB = 0.337 W/kg = -4.72 dBW/kg

Test Plot 31#: WCDMA Band 2_Head Right Cheek_Low

DUT: Smart phone; Type: X400; Serial: 19051500202;

Communication System: Communication System: UID 0, WCDMA; Frequency: 1852.4 MHz;Duty Cycle: 1:1
Medium parameters used: f = 1852.4 MHz; σ = 1.362 S/m; ε_r = 40.347; ρ = 1000 kg/m^3 ;
Phantom section: Right Section

DASY5 Configuration:

- Probe: EX3DV4 - SN7522; ConvF(7.91, 7.91, 7.91); Calibrated: 11/2/2018;
- Sensor-Surface: 4mm (Mechanical Surface Detection)
- Electronics: DAE4 SN1562;Calibrated: 11/6/2018
- Phantom: SAM-Twin V8.0 P1aP2a; Type: QD 000 P41 AA; Serial: 1962
- Measurement SW: DASY52, Version 52.10 (2);

Area Scan (71x91x1): Interpolated grid: dx=1.500 mm, dy=1.500 mm
Maximum value of SAR (interpolated) = 0.820 W/kg

Zoom Scan (5x5x7)/Cube 0: Measurement grid: dx=8mm, dy=8mm, dz=5mm
Reference Value = 7.764 V/m; Power Drift = 0.15 dB
Peak SAR (extrapolated) = 1.06 W/kg
SAR(1 g) = 0.741 W/kg; SAR(10 g) = 0.472 W/kg
Maximum value of SAR (measured) = 0.781 W/kg

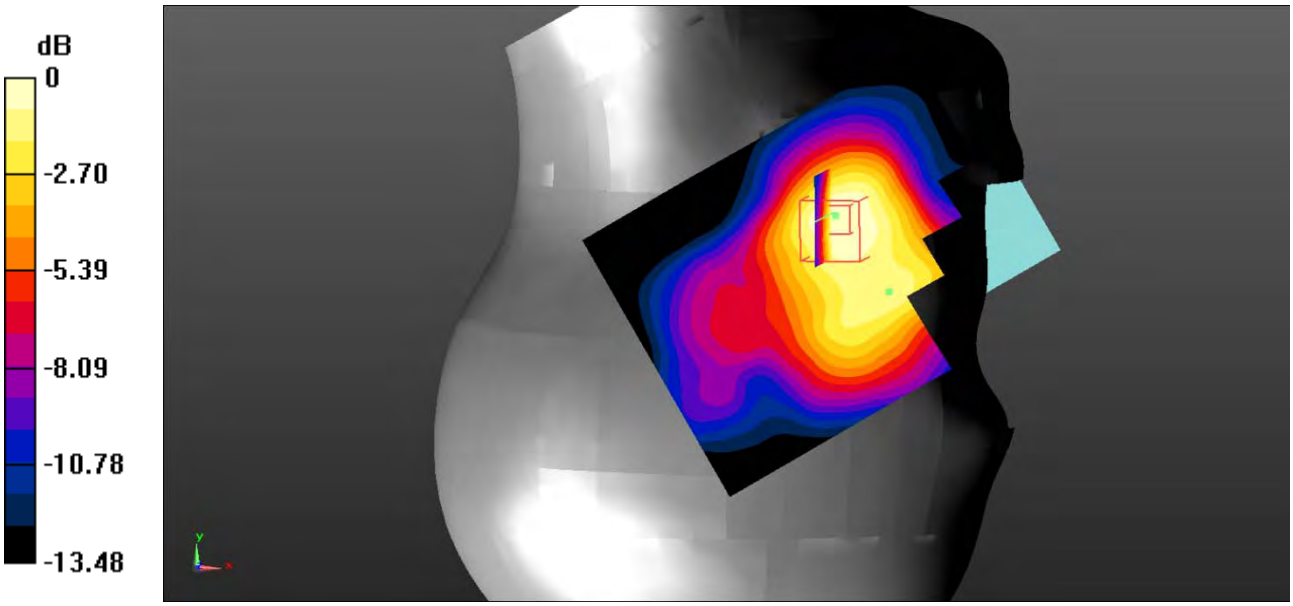

0 dB = 0.781 W/kg = -1.07 dBW/kg

Test Plot 32#: WCDMA Band 2_Head Right Cheek_Middle

DUT: Smart phone; Type: X400; Serial: 19051500202;

Communication System: Communication System: UID 0, WCDMA; Frequency: 1880 MHz;Duty Cycle: 1:1
Medium parameters used: f = 1880 MHz; σ = 1.381 S/m; ε_r = 40.892; ρ = 1000 kg/m^3 ;
Phantom section: Right Section

DASY5 Configuration:

- Probe: EX3DV4 - SN7522; ConvF(7.91, 7.91, 7.91); Calibrated: 11/2/2018;
- Sensor-Surface: 4mm (Mechanical Surface Detection)
- Electronics: DAE4 SN1562;Calibrated: 11/6/2018
- Phantom: SAM-Twin V8.0 P1aP2a; Type: QD 000 P41 AA; Serial: 1962
- Measurement SW: DASY52, Version 52.10 (2);

Area Scan (71x91x1): Interpolated grid: dx=1.500 mm, dy=1.500 mm
Maximum value of SAR (interpolated) = 0.945 W/kg

Zoom Scan (5x5x7)/Cube 0: Measurement grid: dx=8mm, dy=8mm, dz=5mm
Reference Value = 8.408 V/m; Power Drift = -0.00 dB
Peak SAR (extrapolated) = 1.24 W/kg
SAR(1 g) = 0.863 W/kg; SAR(10 g) = 0.551 W/kg
Maximum value of SAR (measured) = 0.915 W/kg

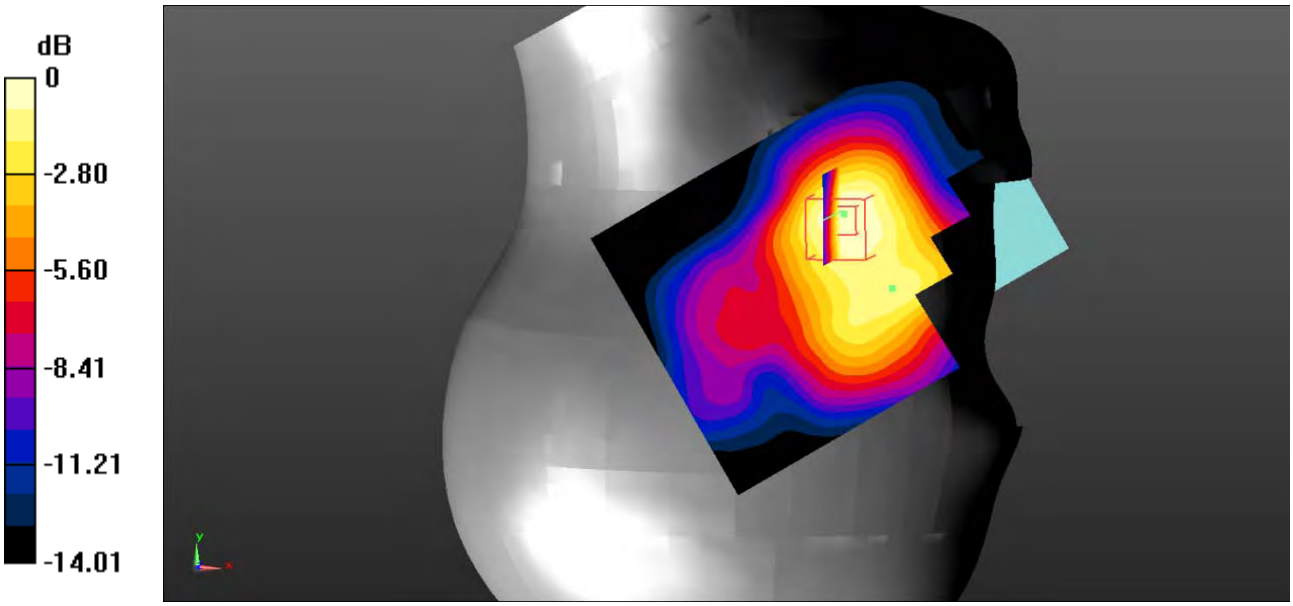

0 dB = 0.915 W/kg = -0.39 dBW/kg

Test Plot 33#: WCDMA Band 2_Head Right Cheek_High

DUT: Smart phone; Type: X400; Serial: 19051500202;

Communication System: Communication System: UID 0, WCDMA; Frequency: 1907.6 MHz;Duty Cycle: 1:1
Medium parameters used: f = 1907.6 MHz; σ = 1.408 S/m; ε_r = 40.644; ρ = 1000 kg/m^3 ;
Phantom section: Right Section

DASY5 Configuration:

- Probe: EX3DV4 - SN7522; ConvF(7.91, 7.91, 7.91); Calibrated: 11/2/2018;
- Sensor-Surface: 4mm (Mechanical Surface Detection)
- Electronics: DAE4 SN1562;Calibrated: 11/6/2018
- Phantom: SAM-Twin V8.0 P1aP2a; Type: QD 000 P41 AA; Serial: 1962
- Measurement SW: DASY52, Version 52.10 (2);

Area Scan (71x91x1): Interpolated grid: dx=1.500 mm, dy=1.500 mm
Maximum value of SAR (interpolated) = 0.735 W/kg

Zoom Scan (5x5x7)/Cube 0: Measurement grid: dx=8mm, dy=8mm, dz=5mm
Reference Value = 7.667 V/m; Power Drift = -0.02 dB
Peak SAR (extrapolated) = 0.944 W/kg
SAR(1 g) = 0.646 W/kg; SAR(10 g) = 0.409 W/kg
Maximum value of SAR (measured) = 0.690 W/kg

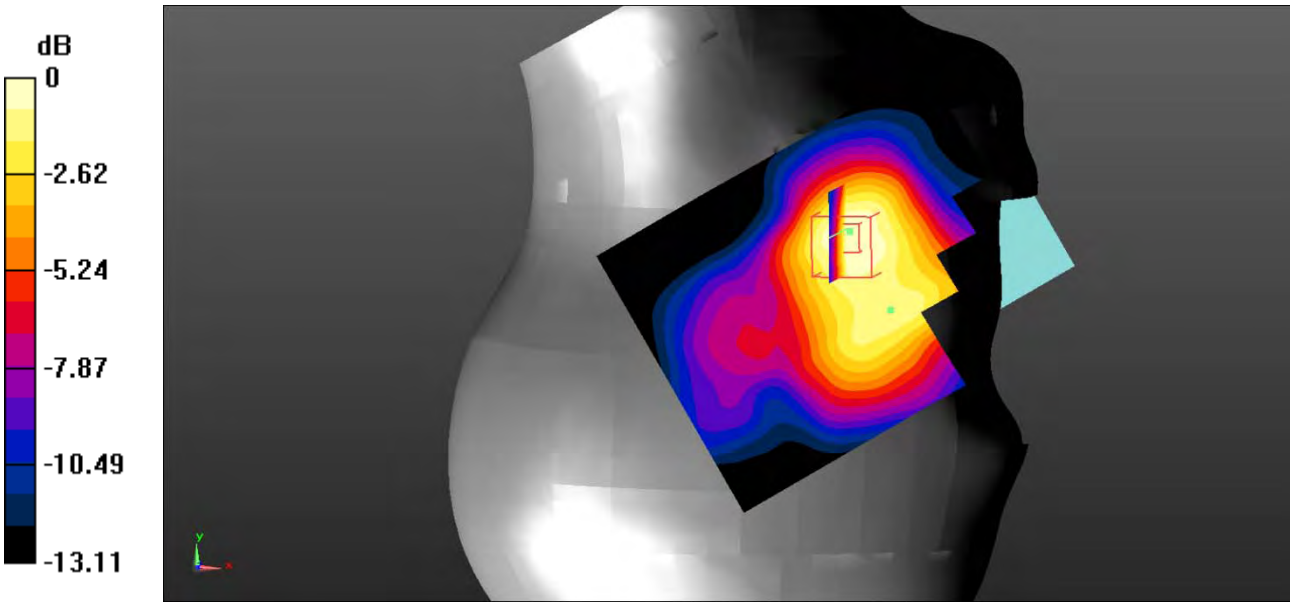

0 dB = 0.690 W/kg = -1.61 dBW/kg

Test Plot 34#: WCDMA Band 2_Head Right Tilt_Middle

DUT: Smart phone; Type: X400; Serial: 19051500202;

Communication System: Communication System: UID 0, WCDMA; Frequency: 1880 MHz;Duty Cycle: 1:1
Medium parameters used: f = 1880 MHz; σ = 1.381 S/m; ε_r = 40.892; ρ = 1000 kg/m^3 ;
Phantom section: Right Section

DASY5 Configuration:

- Probe: EX3DV4 - SN7522; ConvF(7.91, 7.91, 7.91); Calibrated: 11/2/2018;
- Sensor-Surface: 4mm (Mechanical Surface Detection)
- Electronics: DAE4 SN1562;Calibrated: 11/6/2018
- Phantom: SAM-Twin V8.0 P1aP2a; Type: QD 000 P41 AA; Serial: 1962
- Measurement SW: DASY52, Version 52.10 (2);

Area Scan (71x91x1): Interpolated grid: dx=1.500 mm, dy=1.500 mm
Maximum value of SAR (interpolated) = 0.312 W/kg

Zoom Scan (5x5x7)/Cube 0: Measurement grid: dx=8mm, dy=8mm, dz=5mm
Reference Value = 13.60 V/m; Power Drift = 0.11 dB
Peak SAR (extrapolated) = 0.392 W/kg
SAR(1 g) = 0.262 W/kg; SAR(10 g) = 0.170 W/kg
Maximum value of SAR (measured) = 0.281 W/kg

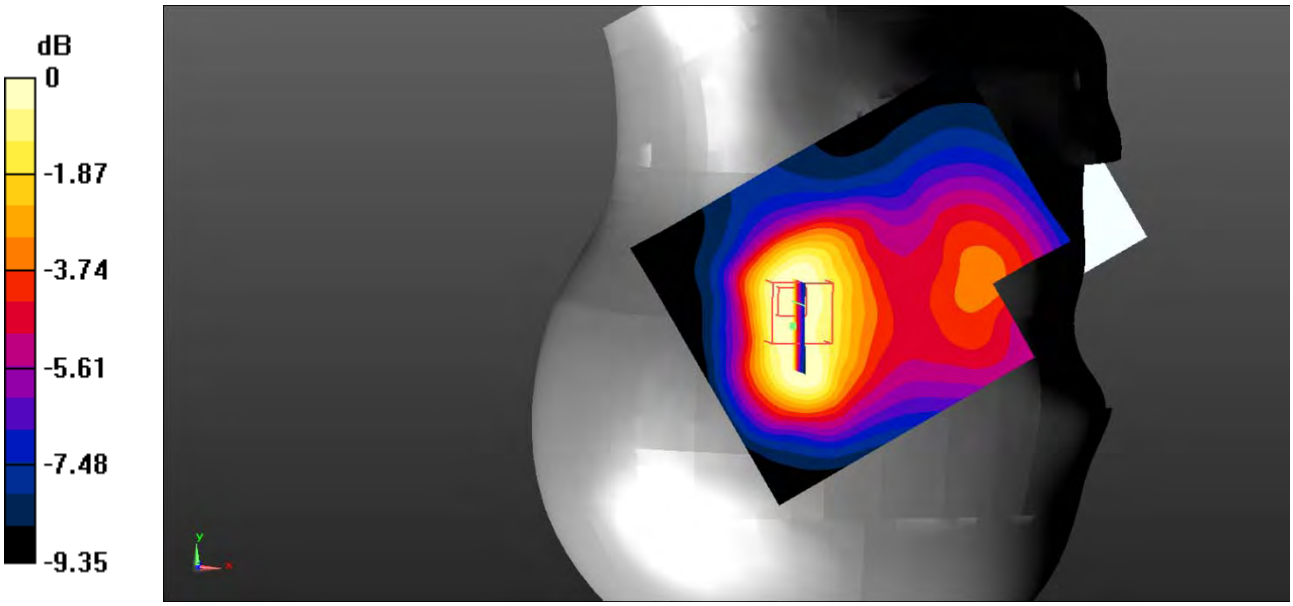

0 dB = 0.281 W/kg = -5.51 dBW/kg

Test Plot 35#: WCDMA Band 2_Body Back_Middle

DUT: Smart phone; Type: X400; Serial: 19051500202;

Communication System: Communication System: UID 0, WCDMA; Frequency: 1880 MHz;Duty Cycle: 1:1
Medium parameters used: f = 1880 MHz; σ = 1.493 S/m; ε_r = 54.214; ρ = 1000 kg/m^3 ;
Phantom section: Flat Section

DASY5 Configuration:

- Probe: EX3DV4 - SN7522; ConvF(7.48, 7.48, 7.48); Calibrated: 11/2/2018;
- Sensor-Surface: 4mm (Mechanical Surface Detection)
- Electronics: DAE4 SN1562;Calibrated: 11/6/2018
- Phantom: ELI V8.0 P1aP2a; Type: QD OVA 004 AA; Serial: 2092
- Measurement SW: DASY52, Version 52.10 (2);

Area Scan (101x121x1): Interpolated grid: dx=1.000 mm, dy=1.000 mm
Maximum value of SAR (interpolated) = 0.787 W/kg

Zoom Scan (5x5x7)/Cube 0: Measurement grid: dx=8mm, dy=8mm, dz=5mm
Reference Value = 17.06 V/m; Power Drift = -0.03 dB
Peak SAR (extrapolated) = 1.13 W/kg
SAR(1 g) = 0.720 W/kg; SAR(10 g) = 0.446 W/kg
Maximum value of SAR (measured) = 0.783 W/kg

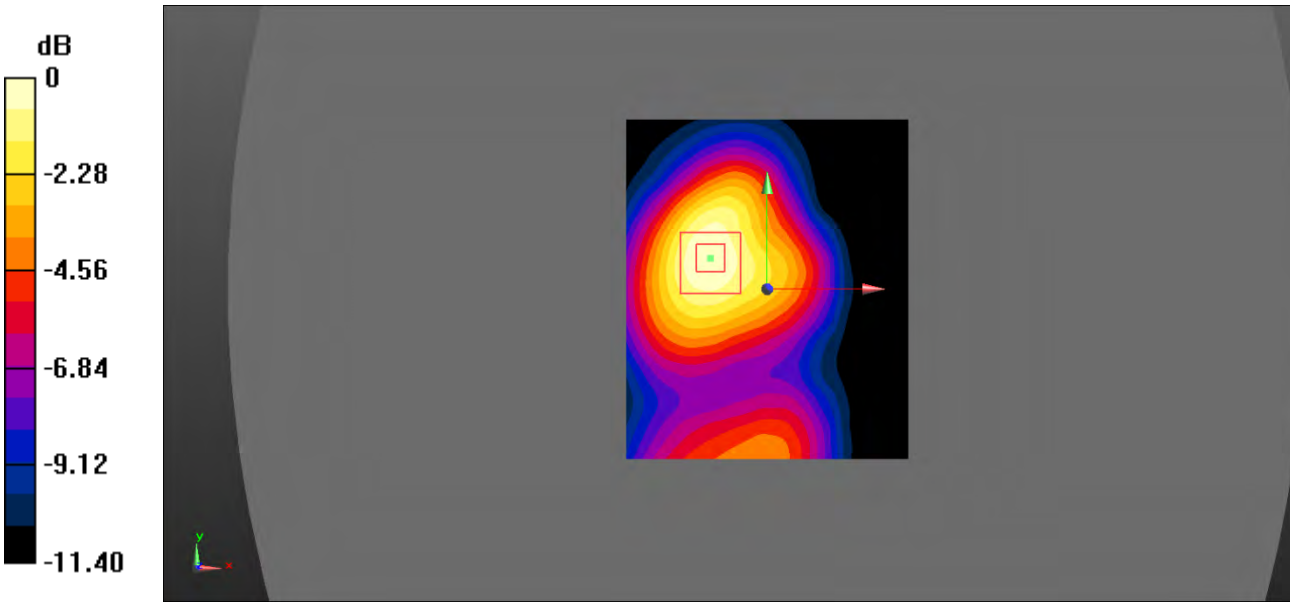

0 dB = 0.783 W/kg = -1.06 dBW/kg

Test Plot 36#: WCDMA Band 2_Body Left_Middle

DUT: Smart phone; Type: X400; Serial: 19051500202;

Communication System: Communication System: UID 0, WCDMA; Frequency: 1880 MHz;Duty Cycle: 1:1
Medium parameters used: f = 1880 MHz; σ = 1.493 S/m; ε_r = 54.214; ρ = 1000 kg/m^3 ;
Phantom section: Flat Section

DASY5 Configuration:

- Probe: EX3DV4 - SN7522; ConvF(7.48, 7.48, 7.48); Calibrated: 11/2/2018;
- Sensor-Surface: 4mm (Mechanical Surface Detection)
- Electronics: DAE4 SN1562;Calibrated: 11/6/2018
- Phantom: ELI V8.0 P1aP2a; Type: QD OVA 004 AA; Serial: 2092
- Measurement SW: DASY52, Version 52.10 (2);

Area Scan (101x121x1): Interpolated grid: dx=1.000 mm, dy=1.000 mm
Maximum value of SAR (interpolated) = 0.386 W/kg

Zoom Scan (5x5x7)/Cube 0: Measurement grid: dx=8mm, dy=8mm, dz=5mm
Reference Value = 14.28 V/m; Power Drift = -0.04 dB
Peak SAR (extrapolated) = 0.535 W/kg
SAR(1 g) = 0.353 W/kg; SAR(10 g) = 0.221 W/kg
Maximum value of SAR (measured) = 0.385 W/kg

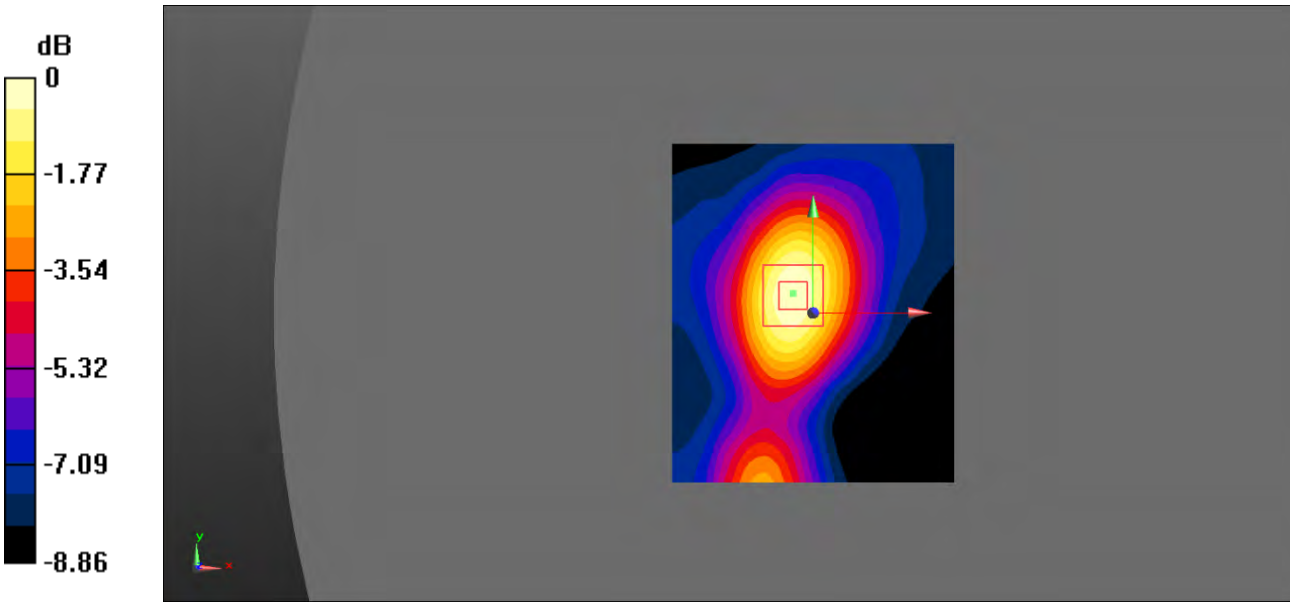

0 dB = 0.385 W/kg = -4.15 dBW/kg

Test Plot 37#: WCDMA Band 2_Body Right_Middle

DUT: Smart phone; Type: X400; Serial: 19051500202;

Communication System: Communication System: UID 0, WCDMA; Frequency: 1880 MHz;Duty Cycle: 1:1
Medium parameters used: f = 1880 MHz; σ = 1.493 S/m; ε_r = 54.214; ρ = 1000 kg/m^3 ;
Phantom section: Flat Section

DASY5 Configuration:

- Probe: EX3DV4 - SN7522; ConvF(7.48, 7.48, 7.48); Calibrated: 11/2/2018;
- Sensor-Surface: 4mm (Mechanical Surface Detection)
- Electronics: DAE4 SN1562;Calibrated: 11/6/2018
- Phantom: ELI V8.0 P1aP2a; Type: QD OVA 004 AA; Serial: 2092
- Measurement SW: DASY52, Version 52.10 (2);

Area Scan (101x121x1): Interpolated grid: dx=1.000 mm, dy=1.000 mm
Maximum value of SAR (interpolated) = 0.235 W/kg

Zoom Scan (5x5x7)/Cube 0: Measurement grid: dx=8mm, dy=8mm, dz=5mm
Reference Value = 8.491 V/m; Power Drift = -0.05 dB
Peak SAR (extrapolated) = 0.308 W/kg
SAR(1 g) = 0.210 W/kg; SAR(10 g) = 0.135 W/kg
Maximum value of SAR (measured) = 0.226 W/kg

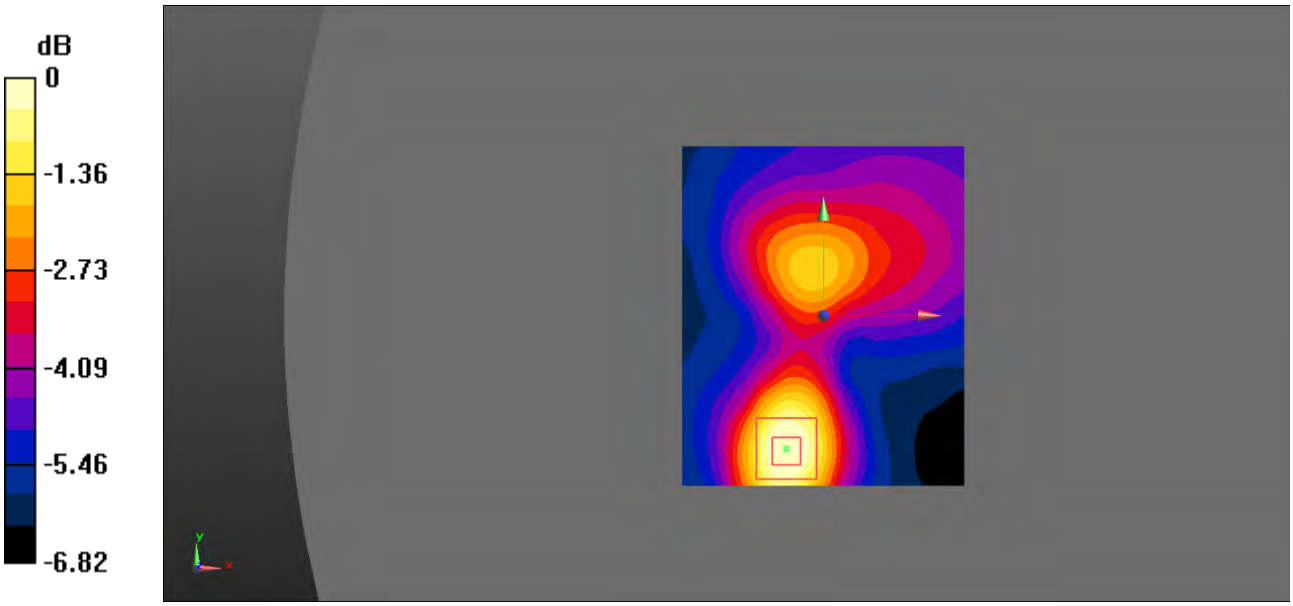

0 dB = 0.226 W/kg = -6.46 dBW/kg

Test Plot 38#: WCDMA Band 2_Body Bottom_Middle

DUT: Smart phone; Type: X400; Serial: 19051500202;

Communication System: Communication System: UID 0, WCDMA; Frequency: 1880 MHz;Duty Cycle: 1:1
Medium parameters used: f = 1880 MHz; σ = 1.493 S/m; ε_r = 54.214; ρ = 1000 kg/m^3 ;
Phantom section: Flat Section

DASY5 Configuration:

- Probe: EX3DV4 - SN7522; ConvF(7.48, 7.48, 7.48); Calibrated: 11/2/2018;
- Sensor-Surface: 4mm (Mechanical Surface Detection)
- Electronics: DAE4 SN1562;Calibrated: 11/6/2018
- Phantom: ELI V8.0 P1aP2a; Type: QD OVA 004 AA; Serial: 2092
- Measurement SW: DASY52, Version 52.10 (2);

Area Scan (101x101x1): Interpolated grid: dx=1.000 mm, dy=1.000 mm
Maximum value of SAR (interpolated) = 0.376 W/kg

Zoom Scan (5x5x7)/Cube 0: Measurement grid: dx=8mm, dy=8mm, dz=5mm
Reference Value = 7.639 V/m; Power Drift = -0.01 dB
Peak SAR (extrapolated) = 0.569 W/kg
SAR(1 g) = 0.344 W/kg; SAR(10 g) = 0.199 W/kg
Maximum value of SAR (measured) = 0.384 W/kg

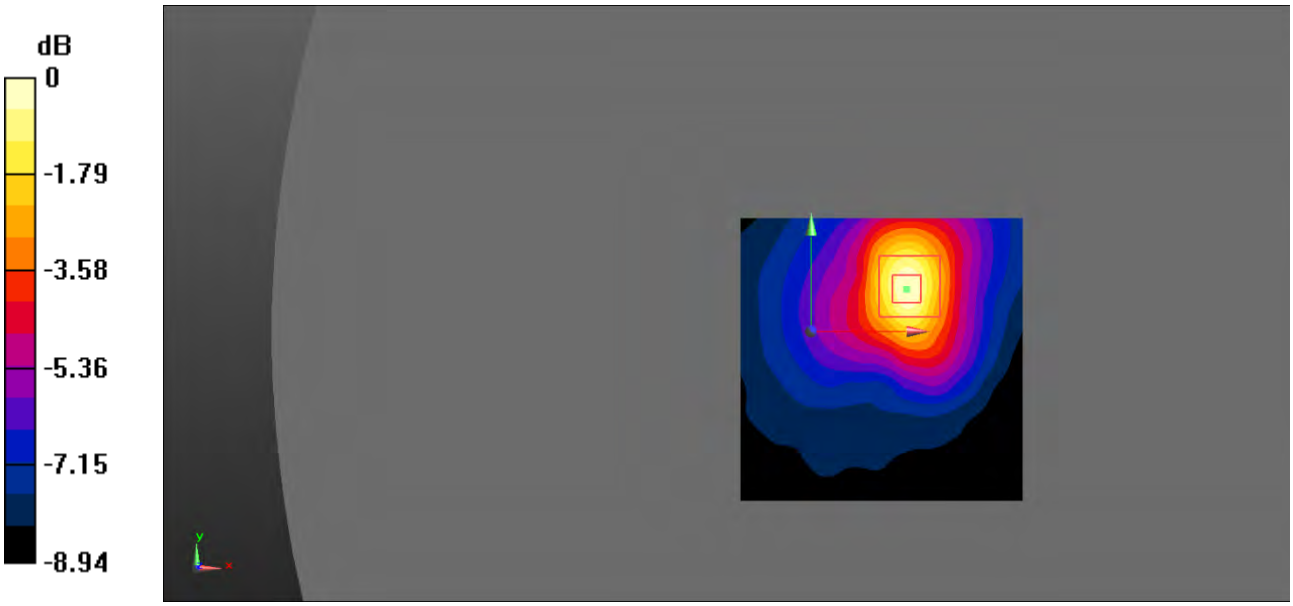

0 dB = 0.384 W/kg = -4.16 dBW/kg

Test Plot 39#: WCDMA Band 5_Head Left Cheek_Middle

DUT: Smart phone; Type: X400; Serial: 19051500202;

Communication System: Communication System: UID 0, WCDMA; Frequency: 836.6 MHz;Duty Cycle: 1:1
Medium parameters used: f = 836.6 MHz; σ = 0.89 S/m; ε_r = 41.996; ρ = 1000 kg/m^3 ;
Phantom section: Left Section

DASY5 Configuration:

- Probe: EX3DV4 - SN7522; ConvF(9.46, 9.46, 9.46); Calibrated: 11/2/2018;
- Sensor-Surface: 4mm (Mechanical Surface Detection)
- Electronics: DAE4 SN1562;Calibrated: 11/6/2018
- Phantom: SAM-Twin V8.0 P1aP2a; Type: QD 000 P41 AA; Serial: 1962
- Measurement SW: DASY52, Version 52.10 (2);

Area Scan (71x91x1): Interpolated grid: dx=1.500 mm, dy=1.500 mm
Maximum value of SAR (interpolated) = 0.634 W/kg

Zoom Scan (5x5x7)/Cube 0: Measurement grid: dx=8mm, dy=8mm, dz=5mm
Reference Value = 11.77 V/m; Power Drift = -0.05 dB
Peak SAR (extrapolated) = 0.730 W/kg
SAR(1 g) = 0.577 W/kg; SAR(10 g) = 0.406 W/kg
Maximum value of SAR (measured) = 0.629 W/kg

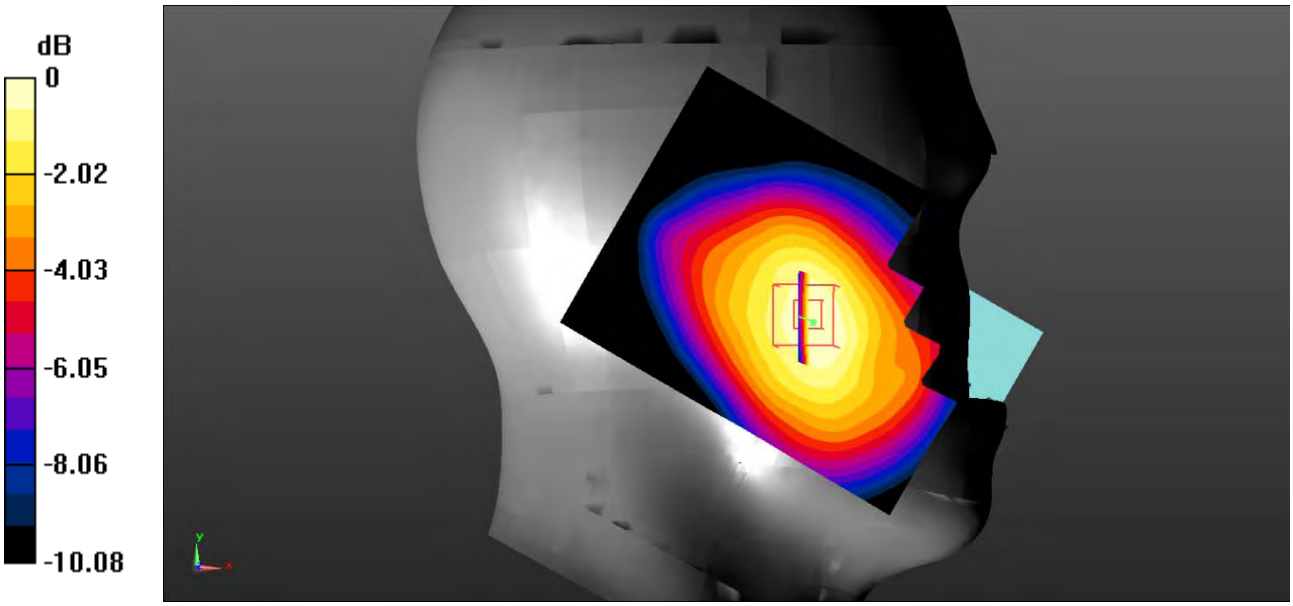

0 dB = 0.629 W/kg = -2.01 dBW/kg

Test Plot 40#: WCDMA Band 5_Head Left Tilt_Middle

DUT: Smart phone; Type: X400; Serial: 19051500202;

Communication System: Communication System: UID 0, WCDMA; Frequency: 836.6 MHz;Duty Cycle: 1:1
Medium parameters used: f = 836.6 MHz; σ = 0.89 S/m; ε_r = 41.996; ρ = 1000 kg/m^3 ;
Phantom section: Left Section

DASY5 Configuration:

- Probe: EX3DV4 - SN7522; ConvF(9.46, 9.46, 9.46); Calibrated: 11/2/2018;
- Sensor-Surface: 4mm (Mechanical Surface Detection)
- Electronics: DAE4 SN1562;Calibrated: 11/6/2018
- Phantom: SAM-Twin V8.0 P1aP2a; Type: QD 000 P41 AA; Serial: 1962
- Measurement SW: DASY52, Version 52.10 (2);

Area Scan (101x121x1): Interpolated grid: dx=1.000 mm, dy=1.000 mm
Maximum value of SAR (interpolated) = 0.302 W/kg

Zoom Scan (5x5x7)/Cube 0: Measurement grid: dx=8mm, dy=8mm, dz=5mm
Reference Value = 11.78 V/m; Power Drift = -0.06 dB
Peak SAR (extrapolated) = 0.357 W/kg
SAR(1 g) = 0.255 W/kg; SAR(10 g) = 0.183 W/kg
Maximum value of SAR (measured) = 0.298 W/kg

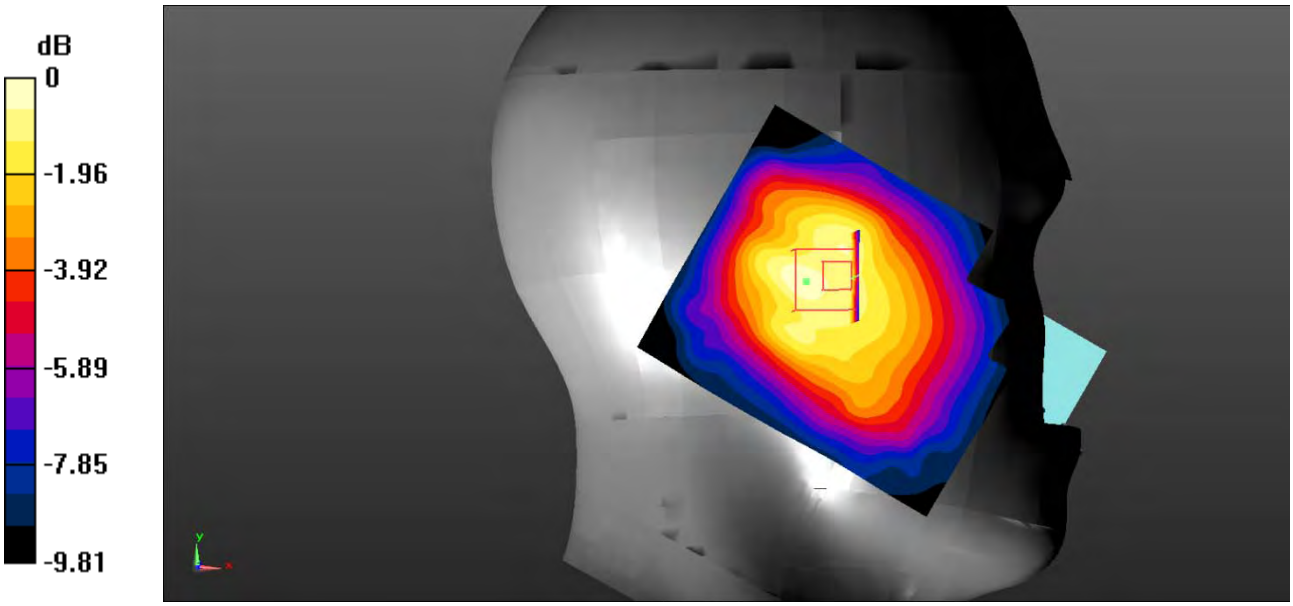

0 dB = 0.298 W/kg = -5.26 dBW/kg

Test Plot 41#: WCDMA Band 5_Head Right Cheek_Middle

DUT: Smart phone; Type: X400; Serial: 19051500202;

Communication System: Communication System: UID 0, WCDMA; Frequency: 836.6 MHz;Duty Cycle: 1:1
Medium parameters used: f = 836.6 MHz; σ = 0.89 S/m; ε_r = 41.996; ρ = 1000 kg/m^3 ;
Phantom section: Right Section

DASY5 Configuration:

- Probe: EX3DV4 - SN7522; ConvF(9.46, 9.46, 9.46); Calibrated: 11/2/2018;
- Sensor-Surface: 4mm (Mechanical Surface Detection)
- Electronics: DAE4 SN1562;Calibrated: 11/6/2018
- Phantom: SAM-Twin V8.0 P1aP2a; Type: QD 000 P41 AA; Serial: 1962
- Measurement SW: DASY52, Version 52.10 (2);

Area Scan (101x121x1): Interpolated grid: dx=1.000 mm, dy=1.000 mm
Maximum value of SAR (interpolated) = 0.448 W/kg

Zoom Scan (5x5x7)/Cube 0: Measurement grid: dx=8mm, dy=8mm, dz=5mm
Reference Value = 9.377 V/m; Power Drift = 0.38 dB
Peak SAR (extrapolated) = 0.672 W/kg
SAR(1 g) = 0.530 W/kg; SAR(10 g) = 0.366 W/kg
Maximum value of SAR (measured) = 0.567 W/kg

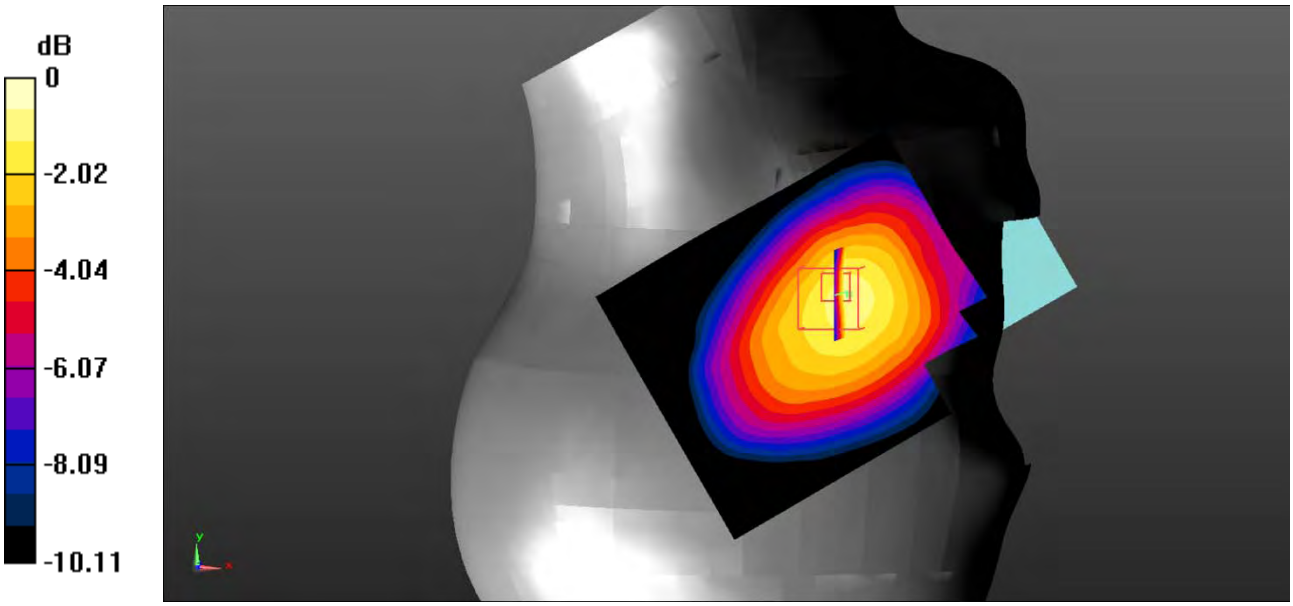

0 dB = 0.567 W/kg = -2.46 dBW/kg

Test Plot 42#: WCDMA Band 5_Head Right Tilt_Middle

DUT: Smart phone; Type: X400; Serial: 19051500202;

Communication System: Communication System: UID 0, WCDMA; Frequency: 836.6 MHz;Duty Cycle: 1:1
Medium parameters used: f = 836.6 MHz; σ = 0.89 S/m; ε_r = 41.996; ρ = 1000 kg/m^3 ;
Phantom section: Right Section

DASY5 Configuration:

- Probe: EX3DV4 - SN7522; ConvF(9.46, 9.46, 9.46); Calibrated: 11/2/2018;
- Sensor-Surface: 4mm (Mechanical Surface Detection)
- Electronics: DAE4 SN1562;Calibrated: 11/6/2018
- Phantom: SAM-Twin V8.0 P1aP2a; Type: QD 000 P41 AA; Serial: 1962
- Measurement SW: DASY52, Version 52.10 (2);

Area Scan (101x121x1): Interpolated grid: dx=1.000 mm, dy=1.000 mm
Maximum value of SAR (interpolated) = 0.176 W/kg

Zoom Scan (5x5x7)/Cube 0: Measurement grid: dx=8mm, dy=8mm, dz=5mm
Reference Value = 10.46 V/m; Power Drift = -0.20 dB
Peak SAR (extrapolated) = 0.224 W/kg
SAR(1 g) = 0.179 W/kg; SAR(10 g) = 0.136 W/kg
Maximum value of SAR (measured) = 0.186 W/kg

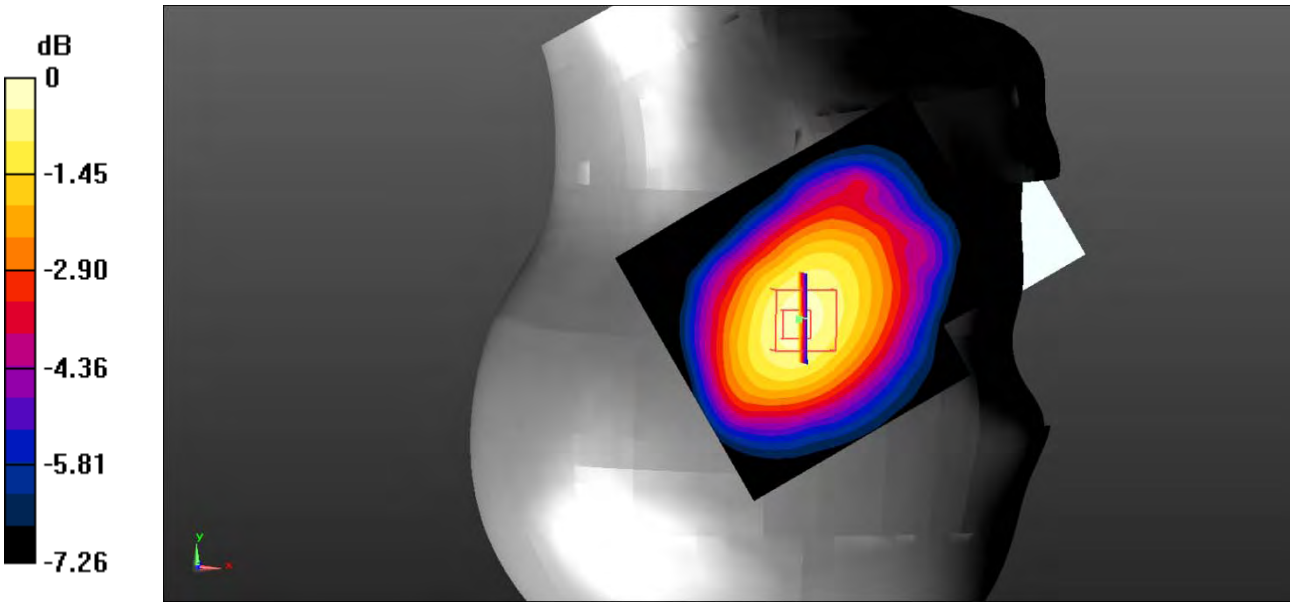

0 dB = 0.186 W/kg = -7.30 dBW/kg

Test Plot 43#: WCDMA Band 5_Body Back_Low

DUT: Smart phone; Type: X400; Serial: 19051500202;

Communication System: Communication System: UID 0, WCDMA; Frequency: 826.4 MHz;Duty Cycle: 1:1
Medium parameters used: f = 826.4 MHz; σ = 0.946 S/m; ε_r = 57.448; ρ = 1000 kg/m^3 ;
Phantom section: Flat Section

DASY5 Configuration:

- Probe: EX3DV4 - SN7522; ConvF(9.54, 9.54, 9.54); Calibrated: 11/2/2018;
- Sensor-Surface: 4mm (Mechanical Surface Detection)
- Electronics: DAE4 SN1562;Calibrated: 11/6/2018
- Phantom: ELI V8.0 P1aP2a; Type: QD OVA 004 AA; Serial: 2092
- Measurement SW: DASY52, Version 52.10 (2);

Area Scan (101x121x1): Interpolated grid: dx=1.000 mm, dy=1.000 mm
Maximum value of SAR (interpolated) = 0.838 W/kg

Zoom Scan (5x5x7)/Cube 0: Measurement grid: dx=8mm, dy=8mm, dz=5mm
Reference Value = 27.78 V/m; Power Drift = 0.06 dB
Peak SAR (extrapolated) = 1.02 W/kg
SAR(1 g) = 0.796 W/kg; SAR(10 g) = 0.601 W/kg
Maximum value of SAR (measured) = 0.834 W/kg

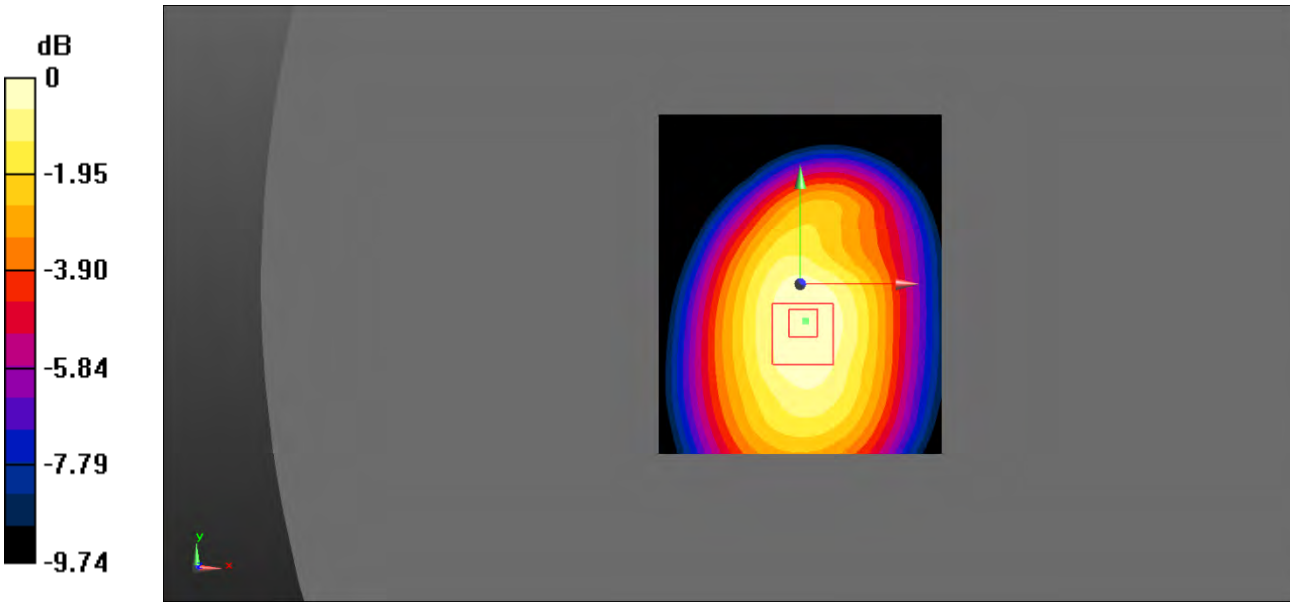

0 dB = 0.834 W/kg = -0.79 dBW/kg

Test Plot 44#: WCDMA Band 5_Body Back_Middle

DUT: Smart phone; Type: X400; Serial: 19051500202;

Communication System: Communication System: UID 0, WCDMA; Frequency: 836.6 MHz;Duty Cycle: 1:1
Medium parameters used: f = 836.6 MHz; σ = 0.959 S/m; ε_r = 56.776; ρ = 1000 kg/m^3 ;
Phantom section: Flat Section

DASY5 Configuration:

- Probe: EX3DV4 - SN7522; ConvF(9.54, 9.54, 9.54); Calibrated: 11/2/2018;
- Sensor-Surface: 4mm (Mechanical Surface Detection)
- Electronics: DAE4 SN1562;Calibrated: 11/6/2018
- Phantom: ELI V8.0 P1aP2a; Type: QD OVA 004 AA; Serial: 2092
- Measurement SW: DASY52, Version 52.10 (2);

Area Scan (101x121x1): Interpolated grid: dx=1.000 mm, dy=1.000 mm
Maximum value of SAR (interpolated) = 0.981 W/kg

Zoom Scan (5x5x7)/Cube 0: Measurement grid: dx=8mm, dy=8mm, dz=5mm
Reference Value = 29.93 V/m; Power Drift = 0.01 dB
Peak SAR (extrapolated) = 1.15 W/kg
SAR(1 g) = 0.925 W/kg; SAR(10 g) = 0.704 W/kg
Maximum value of SAR (measured) = 0.971 W/kg

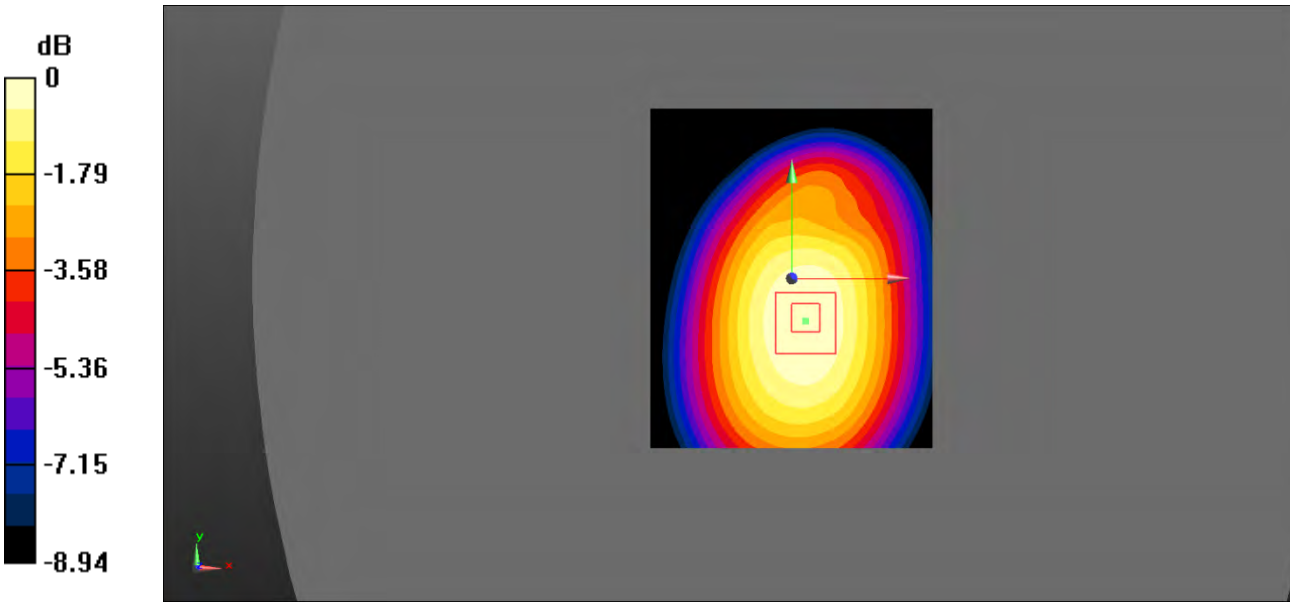

0 dB = 0.971 W/kg = -0.13 dBW/kg

Test Plot 45#: WCDMA Band 5_Body Back_High

DUT: Smart phone; Type: X400; Serial: 19051500202;

Communication System: Communication System: UID 0, WCDMA; Frequency: 846.6 MHz;Duty Cycle: 1:1
Medium parameters used: f = 846.6 MHz; σ = 0.973 S/m; ε_r = 57.067; ρ = 1000 kg/m^3 ;
Phantom section: Flat Section

DASY5 Configuration:

- Probe: EX3DV4 - SN7522; ConvF(9.54, 9.54, 9.54); Calibrated: 11/2/2018;
- Sensor-Surface: 4mm (Mechanical Surface Detection)
- Electronics: DAE4 SN1562;Calibrated: 11/6/2018
- Phantom: ELI V8.0 P1aP2a; Type: QD OVA 004 AA; Serial: 2092
- Measurement SW: DASY52, Version 52.10 (2);

Area Scan (101x121x1): Interpolated grid: dx=1.000 mm, dy=1.000 mm
Maximum value of SAR (interpolated) = 0.919 W/kg

Zoom Scan (5x5x7)/Cube 0: Measurement grid: dx=8mm, dy=8mm, dz=5mm
Reference Value = 27.20 V/m; Power Drift = 0.24 dB
Peak SAR (extrapolated) = 1.05 W/kg
SAR(1 g) = 0.835 W/kg; SAR(10 g) = 0.631 W/kg
Maximum value of SAR (measured) = 0.876 W/kg

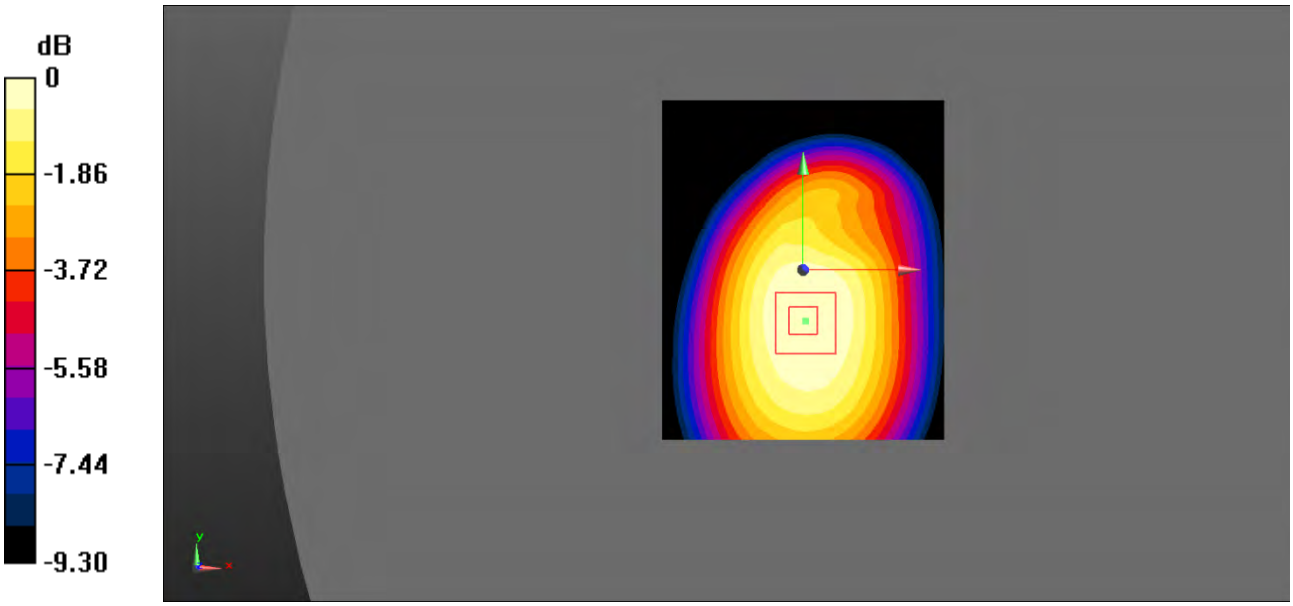

0 dB = 0.876 W/kg = -0.57 dBW/kg

Test Plot 46#: WCDMA Band 5_Body Left_Middle

DUT: Smart phone; Type: X400; Serial: 19051500202;

Communication System: Communication System: UID 0, WCDMA; Frequency: 836.6 MHz;Duty Cycle: 1:1
Medium parameters used: f = 836.6 MHz; σ = 0.959 S/m; ε_r = 56.776; ρ = 1000 kg/m^3 ;
Phantom section: Flat Section

DASY5 Configuration:

- Probe: EX3DV4 - SN7522; ConvF(9.54, 9.54, 9.54); Calibrated: 11/2/2018;
- Sensor-Surface: 4mm (Mechanical Surface Detection)
- Electronics: DAE4 SN1562;Calibrated: 11/6/2018
- Phantom: ELI V8.0 P1aP2a; Type: QD OVA 004 AA; Serial: 2092
- Measurement SW: DASY52, Version 52.10 (2);

Area Scan (101x121x1): Interpolated grid: dx=1.000 mm, dy=1.000 mm
Maximum value of SAR (interpolated) = 0.543 W/kg

Zoom Scan (5x5x7)/Cube 0: Measurement grid: dx=8mm, dy=8mm, dz=5mm
Reference Value = 18.94 V/m; Power Drift = 0.12 dB
Peak SAR (extrapolated) = 0.702 W/kg
SAR(1 g) = 0.510 W/kg; SAR(10 g) = 0.359 W/kg
Maximum value of SAR (measured) = 0.542 W/kg

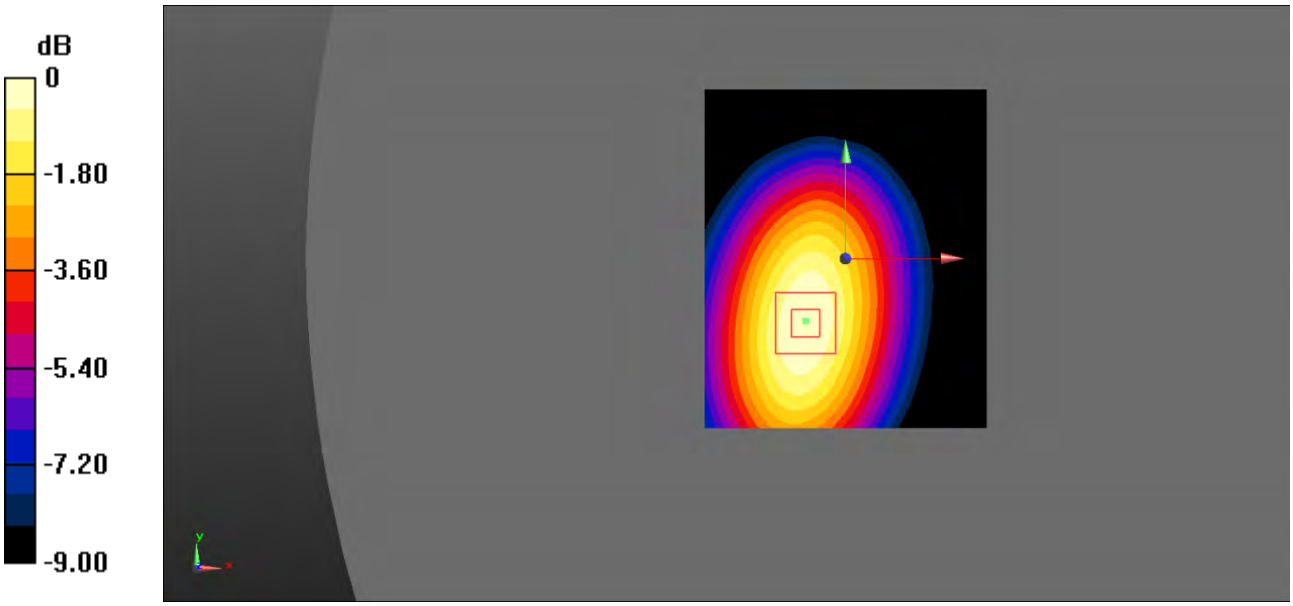

0 dB = 0.542 W/kg = -2.66 dBW/kg

Test Plot 47#: WCDMA Band 5_Body Right_Middle

DUT: Smart phone; Type: X400; Serial: 19051500202;

Communication System: Communication System: UID 0, WCDMA; Frequency: 836.6 MHz;Duty Cycle: 1:1
Medium parameters used: f = 836.6 MHz; σ = 0.959 S/m; ε_r = 56.776; ρ = 1000 kg/m^3 ;
Phantom section: Flat Section

DASY5 Configuration:

- Probe: EX3DV4 - SN7522; ConvF(9.54, 9.54, 9.54); Calibrated: 11/2/2018;
- Sensor-Surface: 4mm (Mechanical Surface Detection)
- Electronics: DAE4 SN1562;Calibrated: 11/6/2018
- Phantom: ELI V8.0 P1aP2a; Type: QD OVA 004 AA; Serial: 2092
- Measurement SW: DASY52, Version 52.10 (2);

Area Scan (101x121x1): Interpolated grid: dx=1.000 mm, dy=1.000 mm
Maximum value of SAR (interpolated) = 0.640 W/kg

Zoom Scan (5x5x7)/Cube 0: Measurement grid: dx=8mm, dy=8mm, dz=5mm
Reference Value = 19.77 V/m; Power Drift = 0.24 dB
Peak SAR (extrapolated) = 0.727 W/kg
SAR(1 g) = 0.530 W/kg; SAR(10 g) = 0.376 W/kg
Maximum value of SAR (measured) = 0.557 W/kg

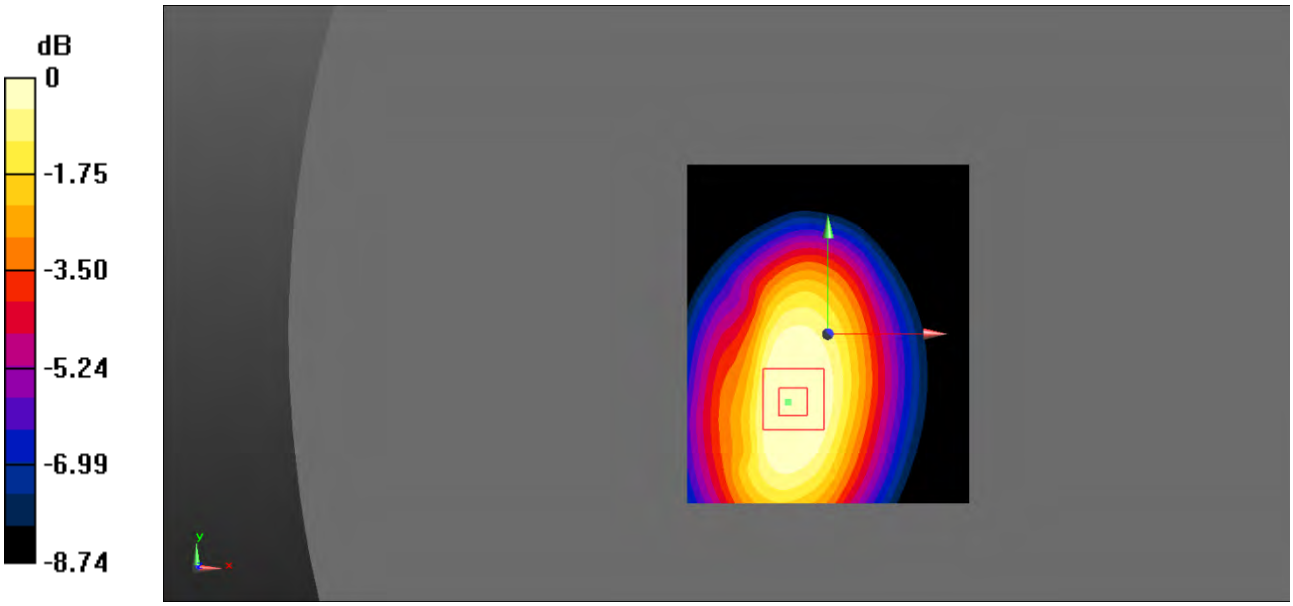

0 dB = 0.557 W/kg = -2.54 dBW/kg

Test Plot 48#: WCDMA Band 5_Body Bottom_Middle

DUT: Smart phone; Type: X400; Serial: 19051500202;

Communication System: Communication System: UID 0, WCDMA; Frequency: 836.6 MHz;Duty Cycle: 1:1
Medium parameters used: f = 836.6 MHz; σ = 0.959 S/m; ε_r = 56.776; ρ = 1000 kg/m^3 ;
Phantom section: Flat Section

DASY5 Configuration:

- Probe: EX3DV4 - SN7522; ConvF(9.54, 9.54, 9.54); Calibrated: 11/2/2018;
- Sensor-Surface: 4mm (Mechanical Surface Detection)
- Electronics: DAE4 SN1562;Calibrated: 11/6/2018
- Phantom: ELI V8.0 P1aP2a; Type: QD OVA 004 AA; Serial: 2092
- Measurement SW: DASY52, Version 52.10 (2);

Area Scan (101x101x1): Interpolated grid: dx=1.000 mm, dy=1.000 mm
Maximum value of SAR (interpolated) = 0.124 W/kg

Zoom Scan (5x5x7)/Cube 0: Measurement grid: dx=8mm, dy=8mm, dz=5mm
Reference Value = 5.936 V/m; Power Drift = -0.01 dB
Peak SAR (extrapolated) = 0.203 W/kg
SAR(1 g) = 0.112 W/kg; SAR(10 g) = 0.071 W/kg
Maximum value of SAR (measured) = 0.121 W/kg

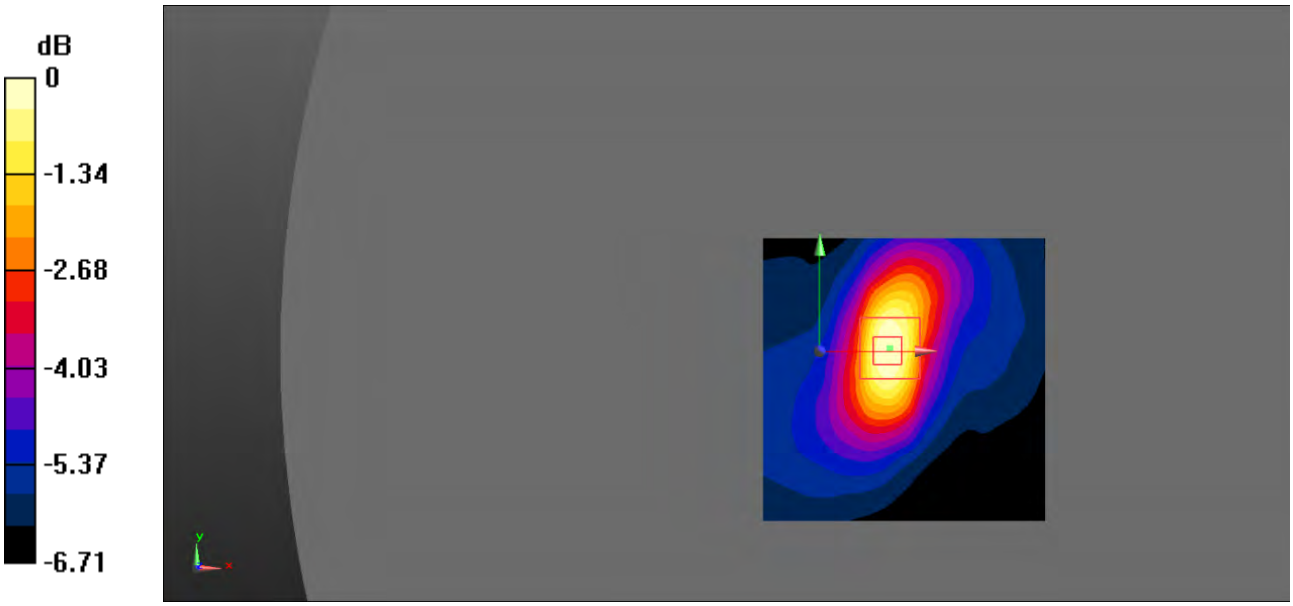

0 dB = 0.121 W/kg = -9.17 dBW/kg

Test Plot 49#: LTE Band 2_Head Left Cheek_1RB_Low

DUT: Smart phone; Type: X400; Serial: 19051500202;

Communication System: Generic FDD-LTE; Frequency: 1860 MHz;Duty Cycle: 1:1
Medium parameters used: f = 1860 MHz; σ = 1.377 S/m; ε_r = 40.315; ρ = 1000 kg/m^3 ;
Phantom section: Left Section

DASY5 Configuration:

- Probe: EX3DV4 - SN7522; ConvF(7.91, 7.91, 7.91); Calibrated: 11/2/2018;
- Sensor-Surface: 4mm (Mechanical Surface Detection)
- Electronics: DAE4 SN1562;Calibrated: 11/6/2018
- Phantom: SAM-Twin V8.0 P1aP2a; Type: QD 000 P41 AA; Serial: 1962
- Measurement SW: DASY52, Version 52.10 (2);

Area Scan (61x81x1): Interpolated grid: dx=1.500 mm, dy=1.500 mm
Maximum value of SAR (interpolated) = 1.15 W/kg

Zoom Scan (5x5x7)/Cube 0: Measurement grid: dx=8mm, dy=8mm, dz=5mm
Reference Value = 8.864 V/m; Power Drift = -0.14 dB
Peak SAR (extrapolated) = 1.57 W/kg
SAR(1 g) = 0.994 W/kg; SAR(10 g) = 0.600 W/kg
Maximum value of SAR (measured) = 1.05 W/kg

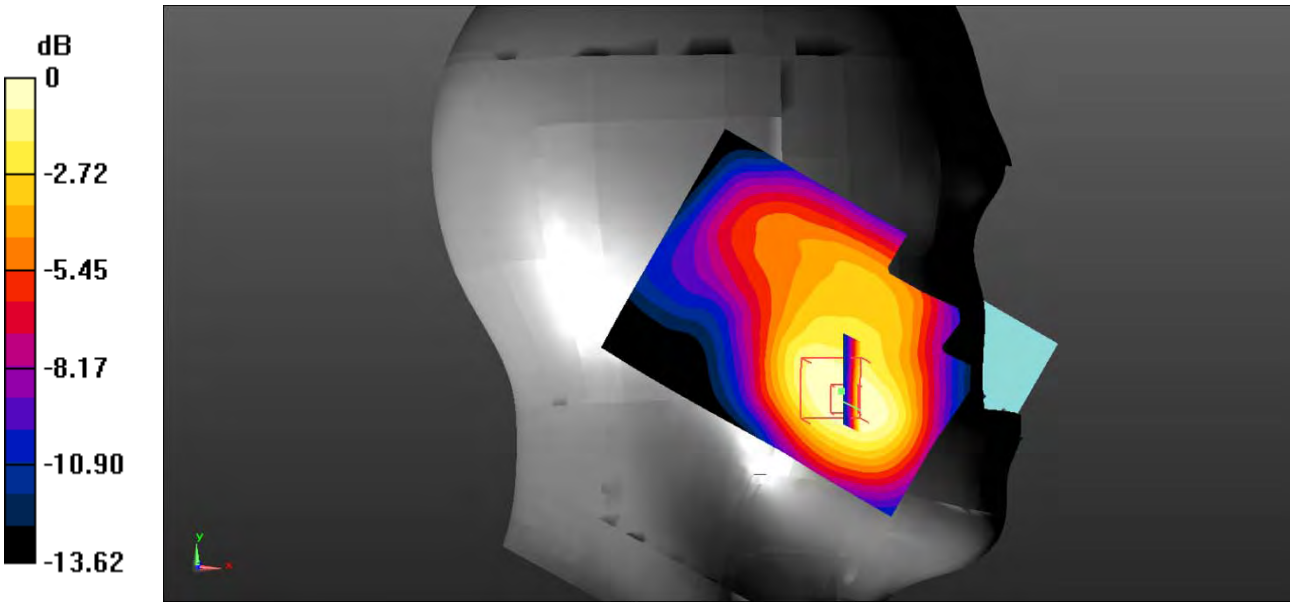

0 dB = 1.05 W/kg = 0.21 dBW/kg

Test Plot 50#: LTE Band 2_Head Left Cheek_1RB_Middle

DUT: Smart phone; Type: X400; Serial: 19051500202;

Communication System: Generic FDD-LTE; Frequency: 1880 MHz;Duty Cycle: 1:1
Medium parameters used: f = 1880 MHz; σ = 1.381 S/m; ε_r = 40.892; ρ = 1000 kg/m^3 ;
Phantom section: Left Section

DASY5 Configuration:

- Probe: EX3DV4 - SN7522; ConvF(7.91, 7.91, 7.91); Calibrated: 11/2/2018;
- Sensor-Surface: 4mm (Mechanical Surface Detection)
- Electronics: DAE4 SN1562;Calibrated: 11/6/2018
- Phantom: SAM-Twin V8.0 P1aP2a; Type: QD 000 P41 AA; Serial: 1962
- Measurement SW: DASY52, Version 52.10 (2);

Area Scan (101x121x1): Interpolated grid: dx=1.000 mm, dy=1.000 mm
Maximum value of SAR (interpolated) = 1.04 W/kg

Zoom Scan (5x5x7)/Cube 0: Measurement grid: dx=8mm, dy=8mm, dz=5mm
Reference Value = 8.692 V/m; Power Drift = -0.46 dB
Peak SAR (extrapolated) = 1.37 W/kg
SAR(1 g) = 0.901 W/kg; SAR(10 g) = 0.562 W/kg
Maximum value of SAR (measured) = 0.974 W/kg

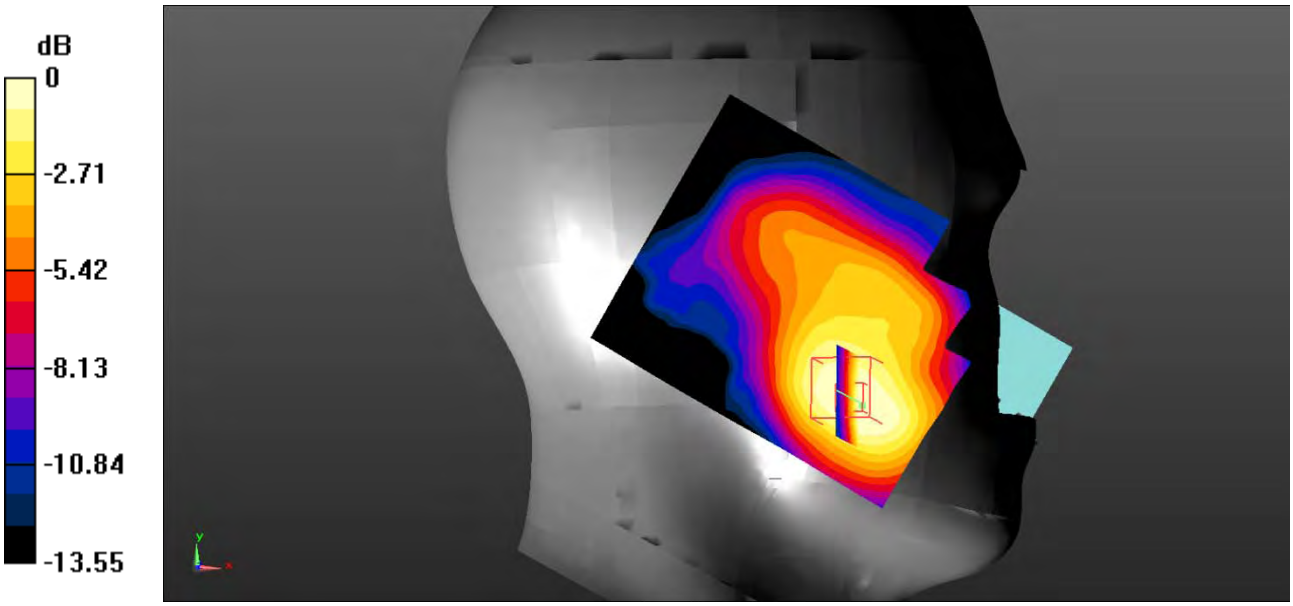

0 dB = 0.974 W/kg = -0.11 dBW/kg

Test Plot 51#: LTE Band 2_Head Left Cheek_1RB_High

DUT: Smart phone; Type: X400; Serial: 19051500202;

Communication System: Generic FDD-LTE; Frequency: 1900 MHz;Duty Cycle: 1:1
Medium parameters used: f = 1900 MHz; σ = 1.389 S/m; ε_r = 40.68; ρ = 1000 kg/m^3 ;
Phantom section: Left Section

DASY5 Configuration:

- Probe: EX3DV4 - SN7522; ConvF(7.91, 7.91, 7.91); Calibrated: 11/2/2018;
- Sensor-Surface: 4mm (Mechanical Surface Detection)
- Electronics: DAE4 SN1562;Calibrated: 11/6/2018
- Phantom: SAM-Twin V8.0 P1aP2a; Type: QD 000 P41 AA; Serial: 1962
- Measurement SW: DASY52, Version 52.10 (2);

Area Scan (61x81x1): Interpolated grid: dx=1.500 mm, dy=1.500 mm
Maximum value of SAR (interpolated) = 1.20 W/kg

Zoom Scan (5x5x7)/Cube 0: Measurement grid: dx=8mm, dy=8mm, dz=5mm
Reference Value = 8.920 V/m; Power Drift = 0.26 dB
Peak SAR (extrapolated) = 1.70 W/kg
SAR(1 g) = 1.07 W/kg; SAR(10 g) = 0.642 W/kg
Maximum value of SAR (measured) = 1.15 W/kg

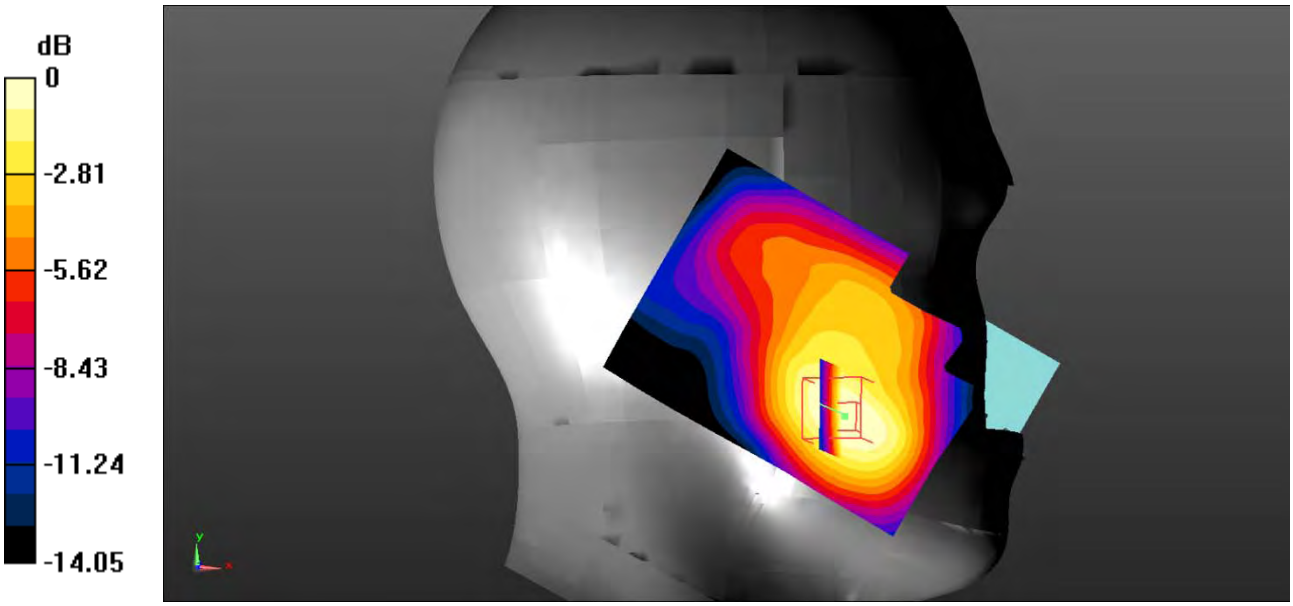

0 dB = 1.15 W/kg = 0.61 dBW/kg

Test Plot 52#: LTE Band 2_Head Left Cheek_50%RB_Low

DUT: Smart phone; Type: X400; Serial: 19051500202;

Communication System: Generic FDD-LTE; Frequency: 1860 MHz;Duty Cycle: 1:1
Medium parameters used: f = 1860 MHz; σ = 1.377 S/m; ε_r = 40.315; ρ = 1000 kg/m^3 ;
Phantom section: Left Section

DASY5 Configuration:

- Probe: EX3DV4 - SN7522; ConvF(7.91, 7.91, 7.91); Calibrated: 11/2/2018;
- Sensor-Surface: 4mm (Mechanical Surface Detection)
- Electronics: DAE4 SN1562;Calibrated: 11/6/2018
- Phantom: SAM-Twin V8.0 P1aP2a; Type: QD 000 P41 AA; Serial: 1962
- Measurement SW: DASY52, Version 52.10 (2);

Area Scan (61x81x1): Interpolated grid: dx=1.500 mm, dy=1.500 mm
Maximum value of SAR (interpolated) = 0.890 W/kg

Zoom Scan (5x5x7)/Cube 0: Measurement grid: dx=8mm, dy=8mm, dz=5mm
Reference Value = 7.001 V/m; Power Drift = -0.06 dB
Peak SAR (extrapolated) = 1.23 W/kg
SAR(1 g) = 0.802 W/kg; SAR(10 g) = 0.497 W/kg
Maximum value of SAR (measured) = 0.859 W/kg

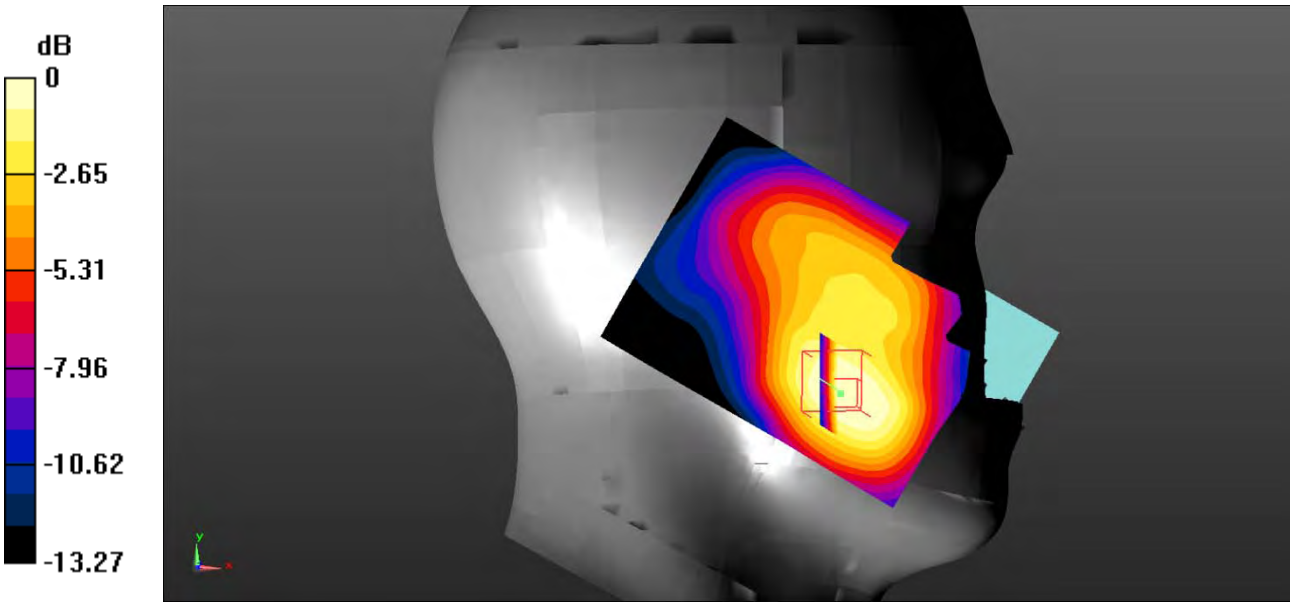

0 dB = 0.859 W/kg = -0.66 dBW/kg

Test Plot 53#: LTE Band 2_Head Left Cheek_50%RB_Middle

DUT: Smart phone; Type: X400; Serial: 19051500202;

Communication System: Generic FDD-LTE; Frequency: 1880 MHz;Duty Cycle: 1:1
Medium parameters used: f = 1880 MHz; σ = 1.381 S/m; ε_r = 40.892; ρ = 1000 kg/m^3 ;
Phantom section: Left Section

DASY5 Configuration:

- Probe: EX3DV4 - SN7522; ConvF(7.91, 7.91, 7.91); Calibrated: 11/2/2018;
- Sensor-Surface: 4mm (Mechanical Surface Detection)
- Electronics: DAE4 SN1562;Calibrated: 11/6/2018
- Phantom: SAM-Twin V8.0 P1aP2a; Type: QD 000 P41 AA; Serial: 1962
- Measurement SW: DASY52, Version 52.10 (2);

Area Scan (71x91x1): Interpolated grid: dx=1.500 mm, dy=1.500 mm
Maximum value of SAR (interpolated) = 0.846 W/kg

Zoom Scan (5x5x7)/Cube 0: Measurement grid: dx=8mm, dy=8mm, dz=5mm
Reference Value = 7.446 V/m; Power Drift = 0.27 dB
Peak SAR (extrapolated) = 1.21 W/kg
SAR(1 g) = 0.777 W/kg; SAR(10 g) = 0.479 W/kg
Maximum value of SAR (measured) = 0.828 W/kg

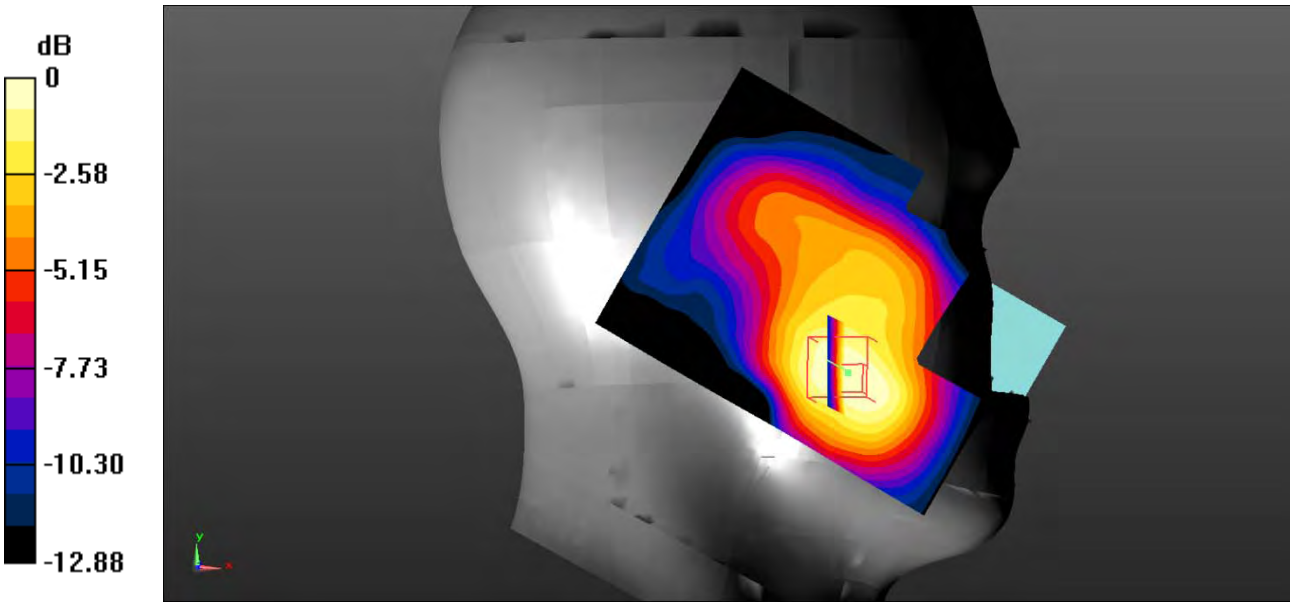

0 dB = 0.828 W/kg = -0.82 dBW/kg

Test Plot 54#: LTE Band 2_Head Left Cheek_50%RB_High

DUT: Smart phone; Type: X400; Serial: 19051500202;

Communication System: Generic FDD-LTE; Frequency: 1900 MHz;Duty Cycle: 1:1
Medium parameters used: f = 1900 MHz; σ = 1.389 S/m; ε_r = 40.68; ρ = 1000 kg/m^3 ;
Phantom section: Left Section

DASY5 Configuration:

- Probe: EX3DV4 - SN7522; ConvF(7.91, 7.91, 7.91); Calibrated: 11/2/2018;
- Sensor-Surface: 4mm (Mechanical Surface Detection)
- Electronics: DAE4 SN1562;Calibrated: 11/6/2018
- Phantom: SAM-Twin V8.0 P1aP2a; Type: QD 000 P41 AA; Serial: 1962
- Measurement SW: DASY52, Version 52.10 (2);

Area Scan (61x81x1): Interpolated grid: dx=1.500 mm, dy=1.500 mm
Maximum value of SAR (interpolated) = 0.769 W/kg

Zoom Scan (5x5x7)/Cube 0: Measurement grid: dx=8mm, dy=8mm, dz=5mm
Reference Value = 6.535 V/m; Power Drift = 0.18 dB
Peak SAR (extrapolated) = 1.07 W/kg
SAR(1 g) = 0.687 W/kg; SAR(10 g) = 0.424 W/kg
Maximum value of SAR (measured) = 0.738 W/kg

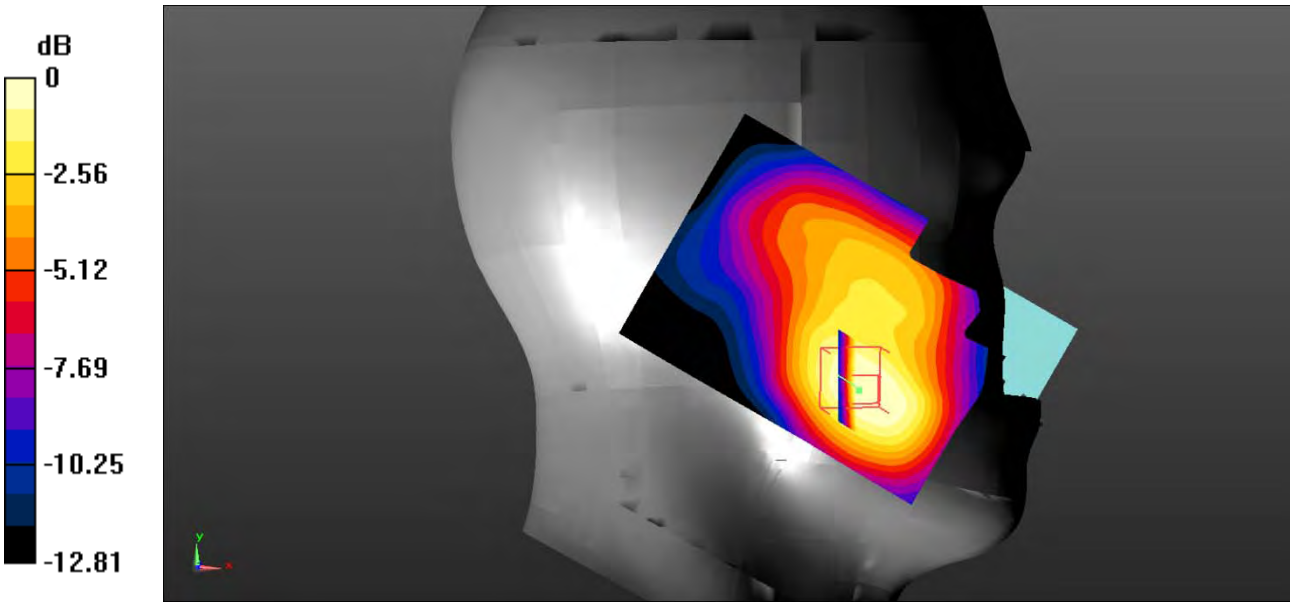

0 dB = 0.738 W/kg = -1.32 dBW/kg

Test Plot 55#: LTE Band 2_Head Left Cheek_100%RB_Middle

DUT: Smart phone; Type: X400; Serial: 19051500202;

Communication System: Generic FDD-LTE; Frequency: 1880 MHz;Duty Cycle: 1:1
Medium parameters used: f = 1880 MHz; σ = 1.381 S/m; ε_r = 40.892; ρ = 1000 kg/m^3 ;
Phantom section: Left Section

DASY5 Configuration:

- Probe: EX3DV4 - SN7522; ConvF(7.91, 7.91, 7.91); Calibrated: 11/2/2018;
- Sensor-Surface: 4mm (Mechanical Surface Detection)
- Electronics: DAE4 SN1562;Calibrated: 11/6/2018
- Phantom: SAM-Twin V8.0 P1aP2a; Type: QD 000 P41 AA; Serial: 1962
- Measurement SW: DASY52, Version 52.10 (2);

Area Scan (61x81x1): Interpolated grid: dx=1.500 mm, dy=1.500 mm
Maximum value of SAR (interpolated) = 0.892 W/kg

Zoom Scan (5x5x7)/Cube 0: Measurement grid: dx=8mm, dy=8mm, dz=5mm
Reference Value = 4.390 V/m; Power Drift = 5.34 dB
Peak SAR (extrapolated) = 1.08 W/kg
SAR(1 g) = 0.651 W/kg; SAR(10 g) = 0.387 W/kg
Maximum value of SAR (measured) = 0.801 W/kg

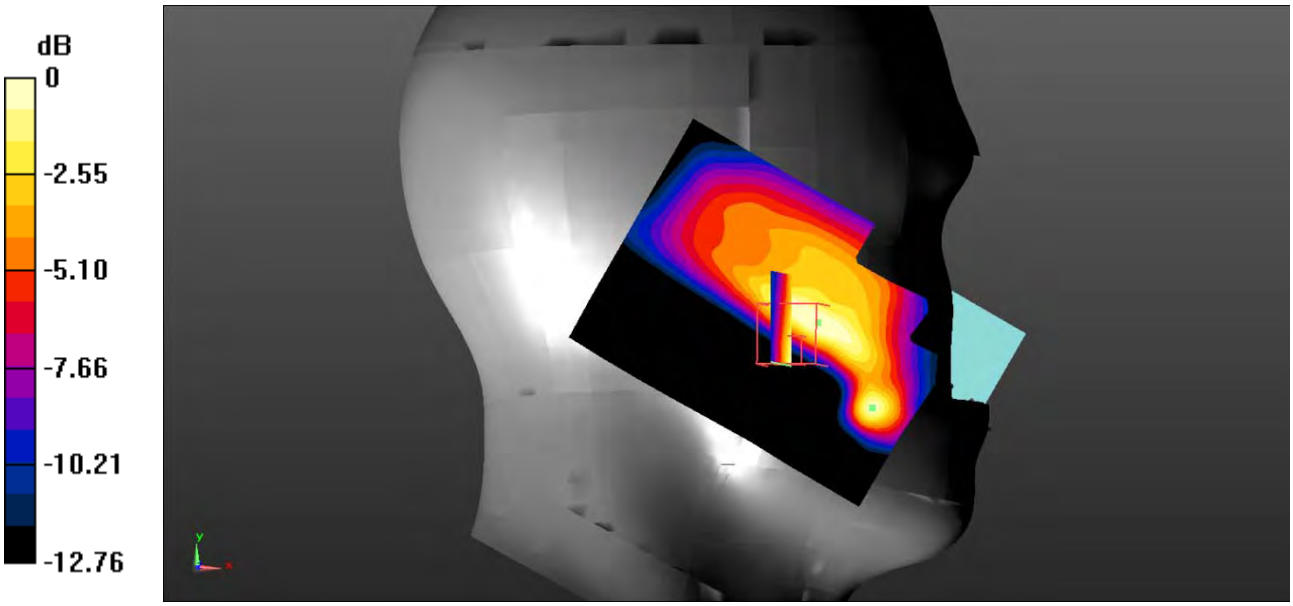

0 dB = 0.801 W/kg = -0.96 dBW/kg

Test Plot 56#: LTE Band 2_Head Left Tilt_1RB_Middle

DUT: Smart phone; Type: X400; Serial: 19051500202;

Communication System: Generic FDD-LTE; Frequency: 1880 MHz;Duty Cycle: 1:1
Medium parameters used: f = 1880 MHz; σ = 1.381 S/m; ε_r = 40.892; ρ = 1000 kg/m^3 ;
Phantom section: Left Section

DASY5 Configuration:

- Probe: EX3DV4 - SN7522; ConvF(7.91, 7.91, 7.91); Calibrated: 11/2/2018;
- Sensor-Surface: 4mm (Mechanical Surface Detection)
- Electronics: DAE4 SN1562;Calibrated: 11/6/2018
- Phantom: SAM-Twin V8.0 P1aP2a; Type: QD 000 P41 AA; Serial: 1962
- Measurement SW: DASY52, Version 52.10 (2);

Area Scan (101x121x1): Interpolated grid: dx=1.000 mm, dy=1.000 mm
Maximum value of SAR (interpolated) = 0.369 W/kg

Zoom Scan (5x5x7)/Cube 0: Measurement grid: dx=8mm, dy=8mm, dz=5mm
Reference Value = 11.41 V/m; Power Drift = 0.05 dB
Peak SAR (extrapolated) = 0.498 W/kg
SAR(1 g) = 0.330 W/kg; SAR(10 g) = 0.205 W/kg
Maximum value of SAR (measured) = 0.357 W/kg

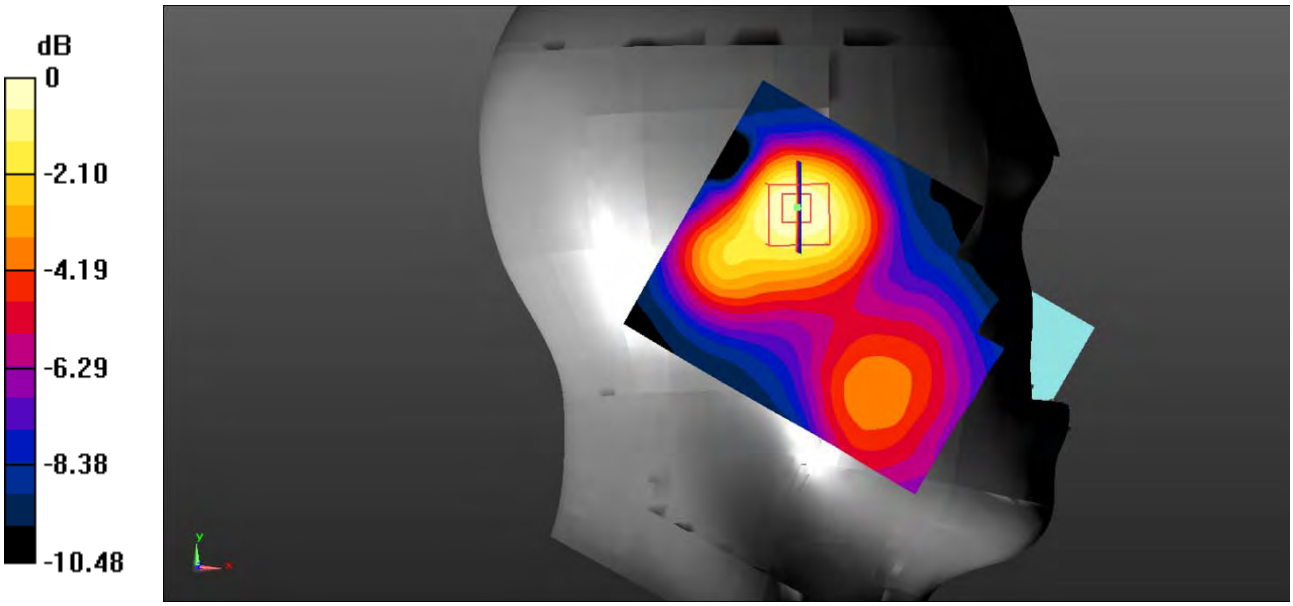

0 dB = 0.357 W/kg = -4.47 dBW/kg

Test Plot 57#: LTE Band 2_Head Left Tilt_50%RB_Middle

DUT: Smart phone; Type: X400; Serial: 19051500202;

Communication System: Generic FDD-LTE; Frequency: 1880 MHz;Duty Cycle: 1:1
Medium parameters used: f = 1880 MHz; σ = 1.381 S/m; ε_r = 40.892; ρ = 1000 kg/m^3 ;
Phantom section: Left Section

DASY5 Configuration:

- Probe: EX3DV4 - SN7522; ConvF(7.91, 7.91, 7.91); Calibrated: 11/2/2018;
- Sensor-Surface: 4mm (Mechanical Surface Detection)
- Electronics: DAE4 SN1562;Calibrated: 11/6/2018
- Phantom: SAM-Twin V8.0 P1aP2a; Type: QD 000 P41 AA; Serial: 1962
- Measurement SW: DASY52, Version 52.10 (2);

Area Scan (101x121x1): Interpolated grid: dx=1.000 mm, dy=1.000 mm
Maximum value of SAR (interpolated) = 0.303 W/kg

Zoom Scan (5x5x7)/Cube 0: Measurement grid: dx=8mm, dy=8mm, dz=5mm
Reference Value = 10.32 V/m; Power Drift = 0.11 dB
Peak SAR (extrapolated) = 0.422 W/kg
SAR(1 g) = 0.273 W/kg; SAR(10 g) = 0.168 W/kg
Maximum value of SAR (measured) = 0.295 W/kg

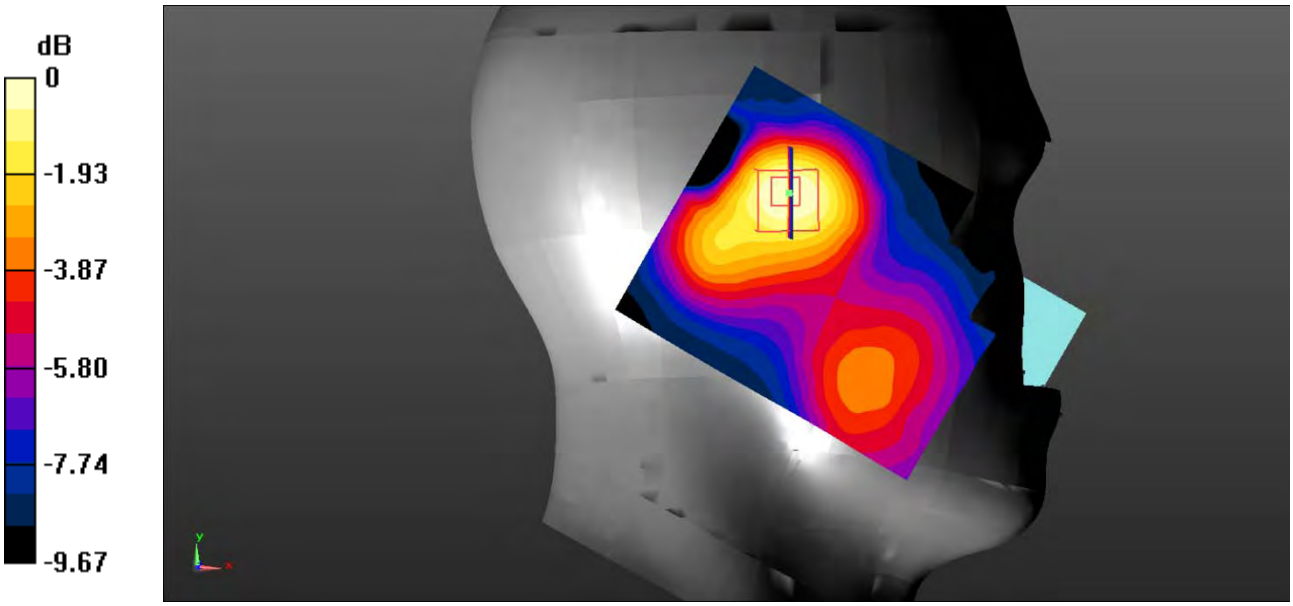

0 dB = 0.295 W/kg = -5.30 dBW/kg

Test Plot 58#: LTE Band 2_Head Right Cheek_1RB_Middle

DUT: Smart phone; Type: X400; Serial: 19051500202;

Communication System: Generic FDD-LTE; Frequency: 1880 MHz;Duty Cycle: 1:1
Medium parameters used: f = 1880 MHz; σ = 1.381 S/m; ε_r = 40.892; ρ = 1000 kg/m^3 ;
Phantom section: Right Section

DASY5 Configuration:

- Probe: EX3DV4 - SN7522; ConvF(7.91, 7.91, 7.91); Calibrated: 11/2/2018;
- Sensor-Surface: 4mm (Mechanical Surface Detection)
- Electronics: DAE4 SN1562;Calibrated: 11/6/2018
- Phantom: SAM-Twin V8.0 P1aP2a; Type: QD 000 P41 AA; Serial: 1962
- Measurement SW: DASY52, Version 52.10 (2);

Area Scan (101x121x1): Interpolated grid: dx=1.000 mm, dy=1.000 mm
Maximum value of SAR (interpolated) = 0.735 W/kg

Zoom Scan (5x5x7)/Cube 0: Measurement grid: dx=8mm, dy=8mm, dz=5mm
Reference Value = 8.385 V/m; Power Drift = 0.07 dB
Peak SAR (extrapolated) = 1.01 W/kg
SAR(1 g) = 0.680 W/kg; SAR(10 g) = 0.428 W/kg
Maximum value of SAR (measured) = 0.730 W/kg



0 dB = 0.730 W/kg = -1.37 dBW/kg

Test Plot 59#: LTE Band 2_Head Right Cheek_50%RB_Middle

DUT: Smart phone; Type: X400; Serial: 19051500202;

Communication System: Generic FDD-LTE; Frequency: 1880 MHz;Duty Cycle: 1:1
Medium parameters used: f = 1880 MHz; σ = 1.381 S/m; ε_r = 40.892; ρ = 1000 kg/m^3 ;
Phantom section: Right Section

DASY5 Configuration:

- Probe: EX3DV4 - SN7522; ConvF(7.91, 7.91, 7.91); Calibrated: 11/2/2018;
- Sensor-Surface: 4mm (Mechanical Surface Detection)
- Electronics: DAE4 SN1562;Calibrated: 11/6/2018
- Phantom: SAM-Twin V8.0 P1aP2a; Type: QD 000 P41 AA; Serial: 1962
- Measurement SW: DASY52, Version 52.10 (2);

Area Scan (101x121x1): Interpolated grid: dx=1.000 mm, dy=1.000 mm
Maximum value of SAR (interpolated) = 0.558 W/kg

Zoom Scan (5x5x7)/Cube 0: Measurement grid: dx=8mm, dy=8mm, dz=5mm
Reference Value = 7.128 V/m; Power Drift = -0.09 dB
Peak SAR (extrapolated) = 0.795 W/kg
SAR(1 g) = 0.533 W/kg; SAR(10 g) = 0.334 W/kg
Maximum value of SAR (measured) = 0.580 W/kg



0 dB = 0.580 W/kg = -2.37 dBW/kg

Test Plot 60#: LTE Band 2_Head Right Tilt_1RB_Middle

DUT: Smart phone; Type: X400; Serial: 19051500202;

Communication System: Generic FDD-LTE; Frequency: 1880 MHz;Duty Cycle: 1:1
Medium parameters used: f = 1880 MHz; σ = 1.381 S/m; ε_r = 40.892; ρ = 1000 kg/m^3 ;
Phantom section: Right Section

DASY5 Configuration:

- Probe: EX3DV4 - SN7522; ConvF(7.91, 7.91, 7.91); Calibrated: 11/2/2018;
- Sensor-Surface: 4mm (Mechanical Surface Detection)
- Electronics: DAE4 SN1562;Calibrated: 11/6/2018
- Phantom: SAM-Twin V8.0 P1aP2a; Type: QD 000 P41 AA; Serial: 1962
- Measurement SW: DASY52, Version 52.10 (2);

Area Scan (101x121x1): Interpolated grid: dx=1.000 mm, dy=1.000 mm
Maximum value of SAR (interpolated) = 0.317 W/kg

Zoom Scan (5x5x7)/Cube 0: Measurement grid: dx=8mm, dy=8mm, dz=5mm
Reference Value = 14.15 V/m; Power Drift = -0.25 dB
Peak SAR (extrapolated) = 0.437 W/kg
SAR(1 g) = 0.263 W/kg; SAR(10 g) = 0.165 W/kg
Maximum value of SAR (measured) = 0.280 W/kg



0 dB = 0.280 W/kg = -5.53 dBW/kg

Test Plot 61#: LTE Band 2_Head Right Tilt_50%RB_Middle

DUT: Smart phone; Type: X400; Serial: 19051500202;

Communication System: Generic FDD-LTE; Frequency: 1880 MHz;Duty Cycle: 1:1
Medium parameters used: f = 1880 MHz; σ = 1.381 S/m; ε_r = 40.892; ρ = 1000 kg/m^3 ;
Phantom section: Right Section

DASY5 Configuration:

- Probe: EX3DV4 - SN7522; ConvF(7.91, 7.91, 7.91); Calibrated: 11/2/2018;
- Sensor-Surface: 4mm (Mechanical Surface Detection)
- Electronics: DAE4 SN1562;Calibrated: 11/6/2018
- Phantom: SAM-Twin V8.0 P1aP2a; Type: QD 000 P41 AA; Serial: 1962
- Measurement SW: DASY52, Version 52.10 (2);

Area Scan (71x91x1): Interpolated grid: dx=1.500 mm, dy=1.500 mm
Maximum value of SAR (interpolated) = 0.255 W/kg

Zoom Scan (5x5x7)/Cube 0: Measurement grid: dx=8mm, dy=8mm, dz=5mm
Reference Value = 12.58 V/m; Power Drift = -0.06 dB
Peak SAR (extrapolated) = 0.367 W/kg
SAR(1 g) = 0.228 W/kg; SAR(10 g) = 0.148 W/kg
Maximum value of SAR (measured) = 0.241 W/kg

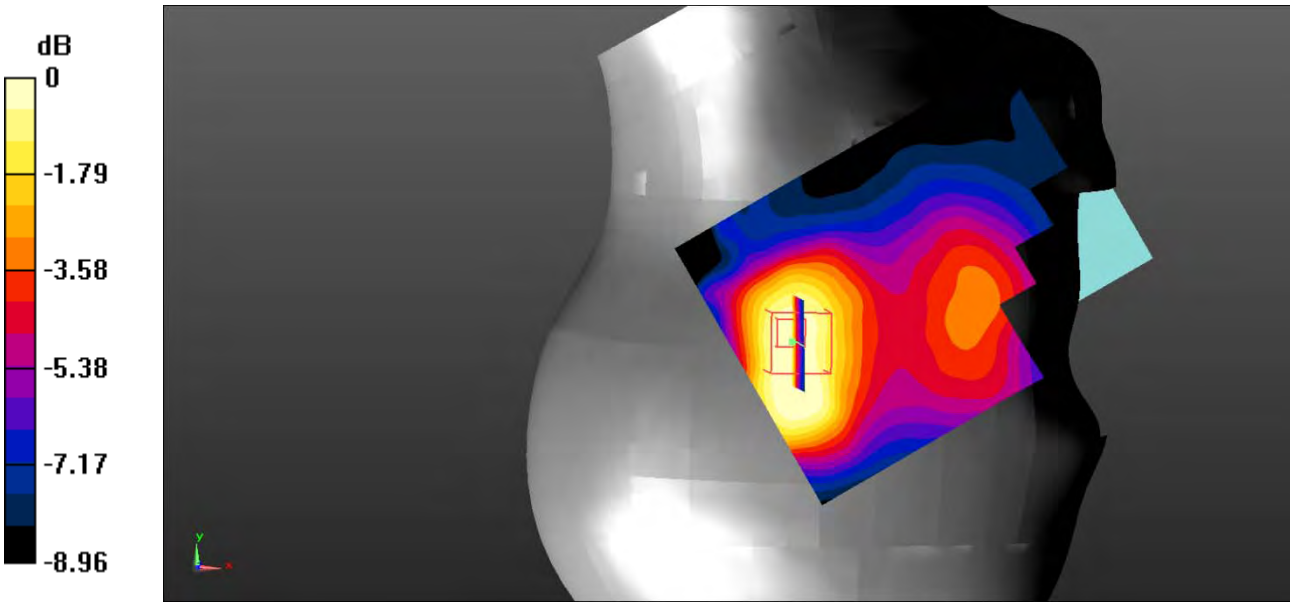

0 dB = 0.241 W/kg = -6.18 dBW/kg

Test Plot 62#: LTE Band 2_Body Back_1RB_Middle

DUT: Smart phone; Type: X400; Serial: 19051500202;

Communication System: Generic FDD-LTE; Frequency: 1880 MHz;Duty Cycle: 1:1
Medium parameters used: f = 1880 MHz; σ = 1.493 S/m; ε_r = 54.214; ρ = 1000 kg/m^3 ;
Phantom section: Flat Section

DASY5 Configuration:

- Probe: EX3DV4 - SN7522; ConvF(7.48, 7.48, 7.48); Calibrated: 11/2/2018;
- Sensor-Surface: 4mm (Mechanical Surface Detection)
- Electronics: DAE4 SN1562;Calibrated: 11/6/2018
- Phantom: ELI V8.0 P1aP2a; Type: QD OVA 004 AA; Serial: 2092
- Measurement SW: DASY52, Version 52.10 (2);

Area Scan (101x121x1): Interpolated grid: dx=1.000 mm, dy=1.000 mm
Maximum value of SAR (interpolated) = 0.816 W/kg

Zoom Scan (5x5x7)/Cube 0: Measurement grid: dx=8mm, dy=8mm, dz=5mm
Reference Value = 23.03 V/m; Power Drift = -0.78 dB
Peak SAR (extrapolated) = 1.17 W/kg
SAR(1 g) = 0.747 W/kg; SAR(10 g) = 0.460 W/kg
Maximum value of SAR (measured) = 0.810 W/kg

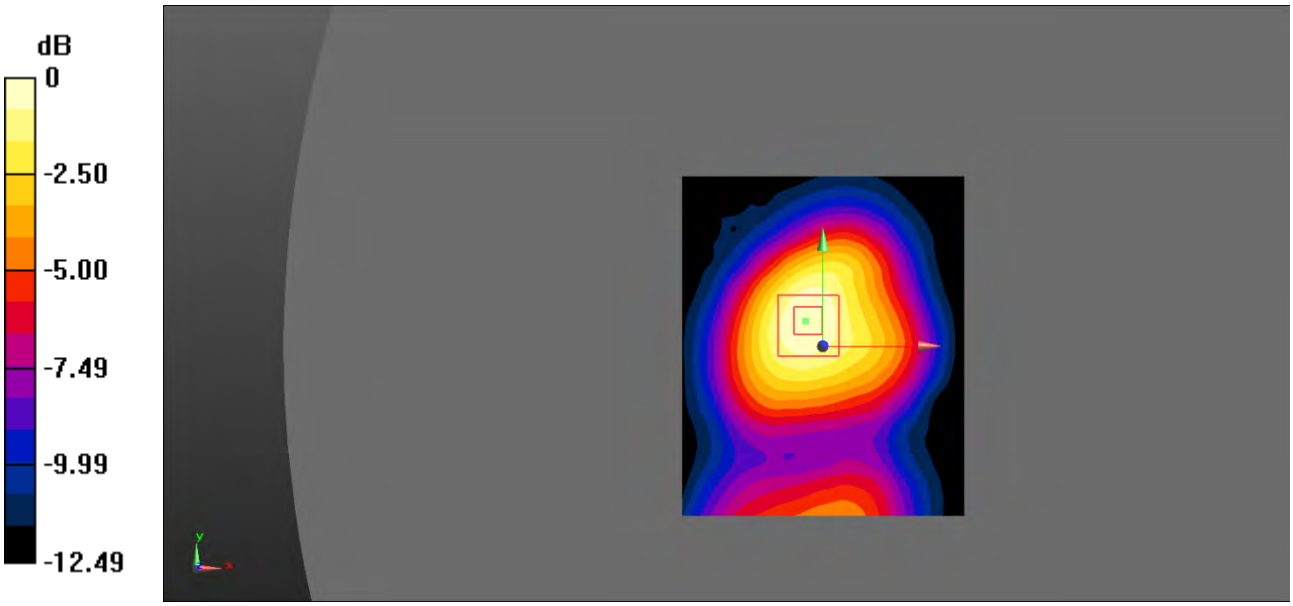

0 dB = 0.810 W/kg = -0.92 dBW/kg

Test Plot 63#: LTE Band 2_Body Back_50%RB_Middle

DUT: Smart phone; Type: X400; Serial: 19051500202;

Communication System: Generic FDD-LTE; Frequency: 1880 MHz;Duty Cycle: 1:1
Medium parameters used: f = 1880 MHz; σ = 1.493 S/m; ε_r = 54.214; ρ = 1000 kg/m^3 ;
Phantom section: Flat Section

DASY5 Configuration:

- Probe: EX3DV4 - SN7522; ConvF(7.48, 7.48, 7.48); Calibrated: 11/2/2018;
- Sensor-Surface: 4mm (Mechanical Surface Detection)
- Electronics: DAE4 SN1562;Calibrated: 11/6/2018
- Phantom: ELI V8.0 P1aP2a; Type: QD OVA 004 AA; Serial: 2092
- Measurement SW: DASY52, Version 52.10 (2);

Area Scan (101x121x1): Interpolated grid: dx=1.000 mm, dy=1.000 mm
Maximum value of SAR (interpolated) = 0.729 W/kg

Zoom Scan (5x5x7)/Cube 0: Measurement grid: dx=8mm, dy=8mm, dz=5mm
Reference Value = 19.84 V/m; Power Drift = -0.10 dB
Peak SAR (extrapolated) = 1.05 W/kg
SAR(1 g) = 0.664 W/kg; SAR(10 g) = 0.405 W/kg
Maximum value of SAR (measured) = 0.718 W/kg

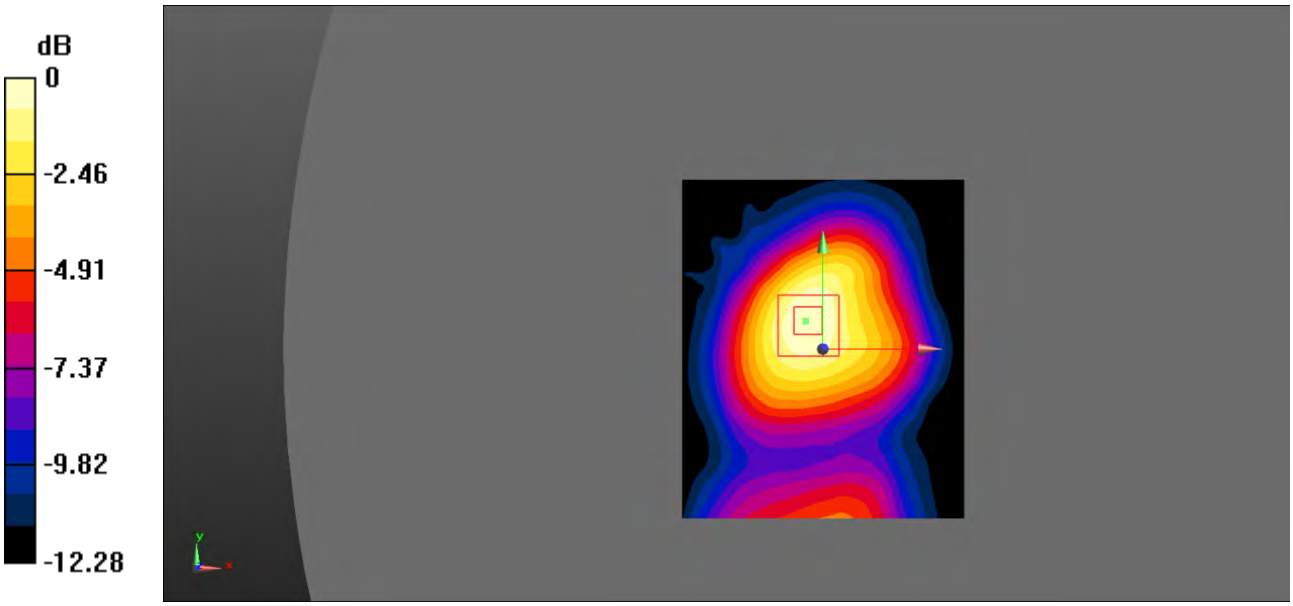

0 dB = 0.718 W/kg = -1.44 dBW/kg

Test Plot 64#: LTE Band 2_Body Left_1RB_Middle

DUT: Smart phone; Type: X400; Serial: 19051500202;

Communication System: Generic FDD-LTE; Frequency: 1880 MHz;Duty Cycle: 1:1
Medium parameters used: f = 1880 MHz; σ = 1.493 S/m; ε_r = 54.214; ρ = 1000 kg/m^3 ;
Phantom section: Flat Section

DASY5 Configuration:

- Probe: EX3DV4 - SN7522; ConvF(7.48, 7.48, 7.48); Calibrated: 11/2/2018;
- Sensor-Surface: 4mm (Mechanical Surface Detection)
- Electronics: DAE4 SN1562;Calibrated: 11/6/2018
- Phantom: ELI V8.0 P1aP2a; Type: QD OVA 004 AA; Serial: 2092
- Measurement SW: DASY52, Version 52.10 (2);

Area Scan (101x121x1): Interpolated grid: dx=1.000 mm, dy=1.000 mm
Maximum value of SAR (interpolated) = 0.404 W/kg

Zoom Scan (5x5x7)/Cube 0: Measurement grid: dx=8mm, dy=8mm, dz=5mm
Reference Value = 11.03 V/m; Power Drift = 0.05 dB
Peak SAR (extrapolated) = 0.556 W/kg
SAR(1 g) = 0.364 W/kg; SAR(10 g) = 0.225 W/kg
Maximum value of SAR (measured) = 0.398 W/kg

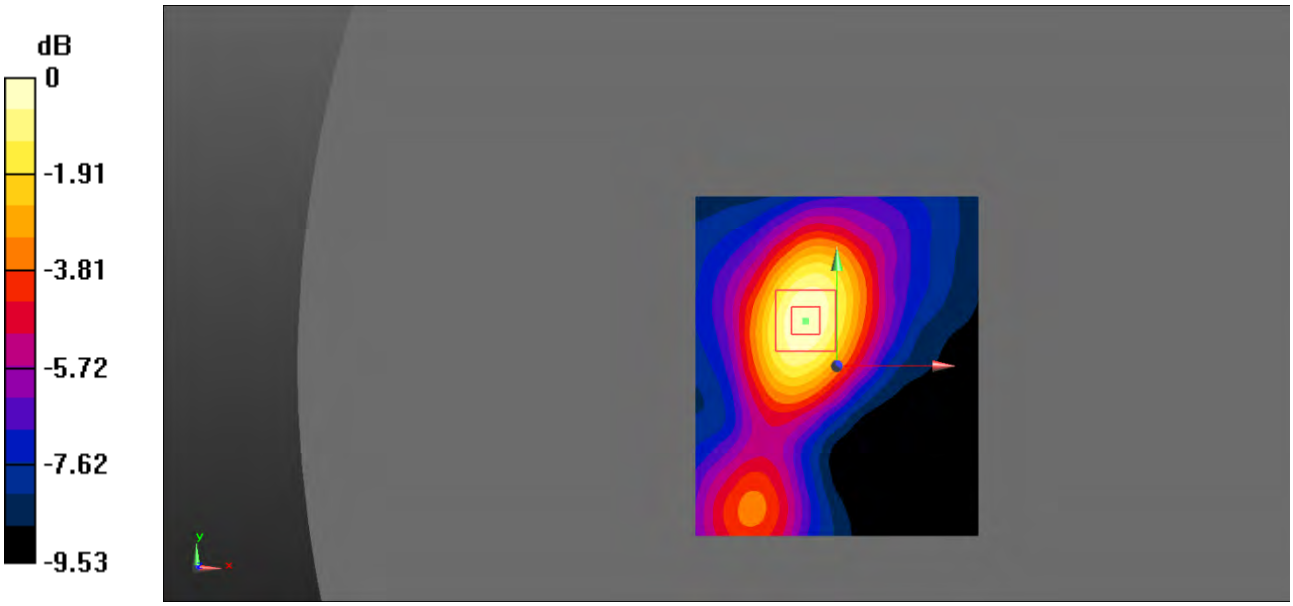

0 dB = 0.398 W/kg = -4.00 dBW/kg

Test Plot 65#: LTE Band 2_Body Left_50%RB_Middle

DUT: Smart phone; Type: X400; Serial: 19051500202;

Communication System: Generic FDD-LTE; Frequency: 1880 MHz;Duty Cycle: 1:1
Medium parameters used: f = 1880 MHz; σ = 1.493 S/m; ε_r = 54.214; ρ = 1000 kg/m^3 ;
Phantom section: Flat Section

DASY5 Configuration:

- Probe: EX3DV4 - SN7522; ConvF(7.48, 7.48, 7.48); Calibrated: 11/2/2018;
- Sensor-Surface: 4mm (Mechanical Surface Detection)
- Electronics: DAE4 SN1562;Calibrated: 11/6/2018
- Phantom: ELI V8.0 P1aP2a; Type: QD OVA 004 AA; Serial: 2092
- Measurement SW: DASY52, Version 52.10 (2);

Area Scan (101x121x1): Interpolated grid: dx=1.000 mm, dy=1.000 mm
Maximum value of SAR (interpolated) = 0.323 W/kg

Zoom Scan (5x5x7)/Cube 0: Measurement grid: dx=8mm, dy=8mm, dz=5mm
Reference Value = 9.888 V/m; Power Drift = 0.05 dB
Peak SAR (extrapolated) = 0.439 W/kg
SAR(1 g) = 0.292 W/kg; SAR(10 g) = 0.181 W/kg
Maximum value of SAR (measured) = 0.318 W/kg

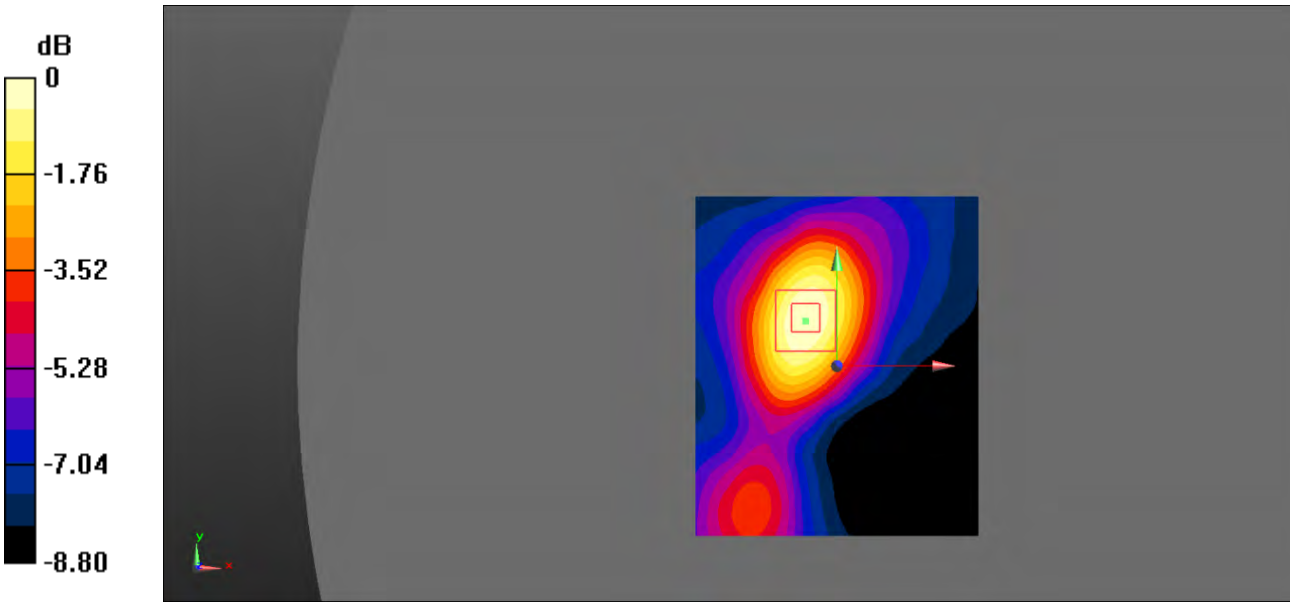

0 dB = 0.318 W/kg = -4.98 dBW/kg

Test Plot 66#: LTE Band 2_Body Right_1RB_Middle

DUT: Smart phone; Type: X400; Serial: 19051500202;

Communication System: Generic FDD-LTE; Frequency: 1880 MHz;Duty Cycle: 1:1
Medium parameters used: f = 1880 MHz; σ = 1.493 S/m; ε_r = 54.214; ρ = 1000 kg/m^3 ;
Phantom section: Flat Section

DASY5 Configuration:

- Probe: EX3DV4 - SN7522; ConvF(7.48, 7.48, 7.48); Calibrated: 11/2/2018;
- Sensor-Surface: 4mm (Mechanical Surface Detection)
- Electronics: DAE4 SN1562;Calibrated: 11/6/2018
- Phantom: ELI V8.0 P1aP2a; Type: QD OVA 004 AA; Serial: 2092
- Measurement SW: DASY52, Version 52.10 (2);

Area Scan (101x121x1): Interpolated grid: dx=1.000 mm, dy=1.000 mm
Maximum value of SAR (interpolated) = 0.257 W/kg

Zoom Scan (5x5x7)/Cube 0: Measurement grid: dx=8mm, dy=8mm, dz=5mm
Reference Value = 6.542 V/m; Power Drift = 1.59 dB
Peak SAR (extrapolated) = 0.358 W/kg
SAR(1 g) = 0.232 W/kg; SAR(10 g) = 0.145 W/kg
Maximum value of SAR (measured) = 0.249 W/kg

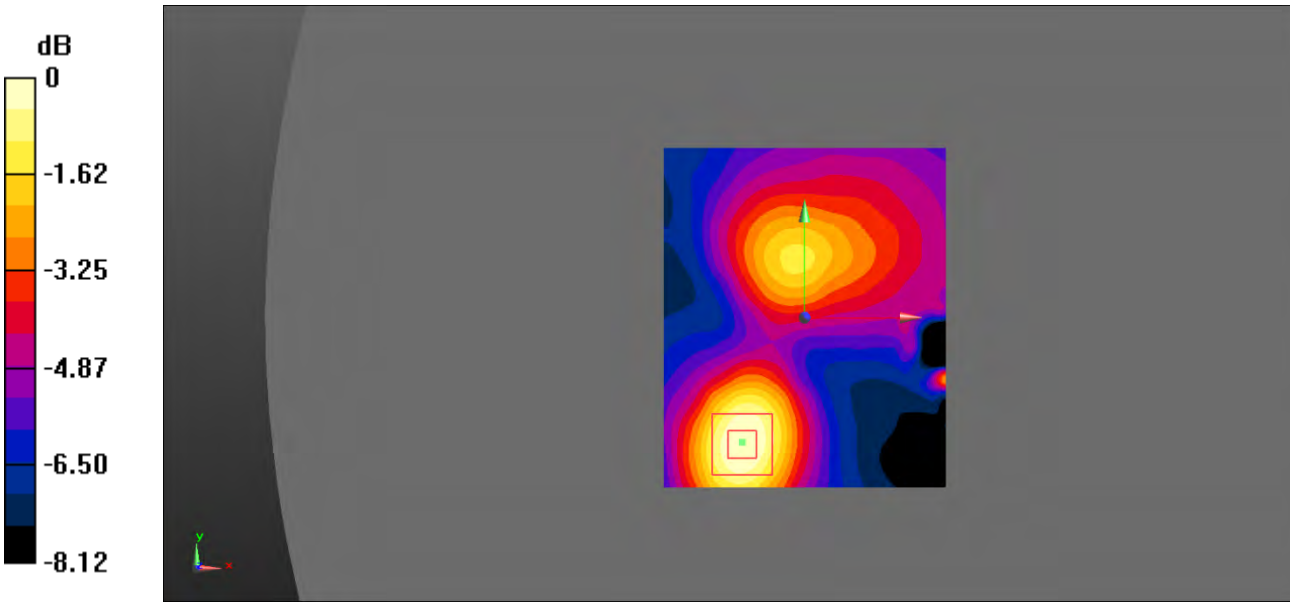

0 dB = 0.249 W/kg = -6.04 dBW/kg

Test Plot 67#: LTE Band 2_Body Right_50%RB_Middle

DUT: Smart phone; Type: X400; Serial: 19051500202;

Communication System: Generic FDD-LTE; Frequency: 1880 MHz;Duty Cycle: 1:1
Medium parameters used: f = 1880 MHz; σ = 1.493 S/m; ε_r = 54.214; ρ = 1000 kg/m^3 ;
Phantom section: Flat Section

DASY5 Configuration:

- Probe: EX3DV4 - SN7522; ConvF(7.48, 7.48, 7.48); Calibrated: 11/2/2018;
- Sensor-Surface: 4mm (Mechanical Surface Detection)
- Electronics: DAE4 SN1562;Calibrated: 11/6/2018
- Phantom: ELI V8.0 P1aP2a; Type: QD OVA 004 AA; Serial: 2092
- Measurement SW: DASY52, Version 52.10 (2);

Area Scan (101x121x1): Interpolated grid: dx=1.000 mm, dy=1.000 mm
Maximum value of SAR (interpolated) = 0.194 W/kg

Zoom Scan (5x5x7)/Cube 0: Measurement grid: dx=8mm, dy=8mm, dz=5mm
Reference Value = 6.450 V/m; Power Drift = -0.08 dB
Peak SAR (extrapolated) = 0.289 W/kg
SAR(1 g) = 0.177 W/kg; SAR(10 g) = 0.112 W/kg
Maximum value of SAR (measured) = 0.190 W/kg



0 dB = 0.190 W/kg = -7.21 dBW/kg

Test Plot 68#: LTE Band 2_Body Bottom_1RB_Middle

DUT: Smart phone; Type: X400; Serial: 19051500202;

Communication System: Generic FDD-LTE; Frequency: 1880 MHz;Duty Cycle: 1:1
Medium parameters used: f = 1880 MHz; σ = 1.493 S/m; ε_r = 54.214; ρ = 1000 kg/m^3 ;
Phantom section: Flat Section

DASY5 Configuration:

- Probe: EX3DV4 - SN7522; ConvF(7.48, 7.48, 7.48); Calibrated: 11/2/2018;
- Sensor-Surface: 4mm (Mechanical Surface Detection)
- Electronics: DAE4 SN1562;Calibrated: 11/6/2018
- Phantom: ELI V8.0 P1aP2a; Type: QD OVA 004 AA; Serial: 2092
- Measurement SW: DASY52, Version 52.10 (2);

Area Scan (101x101x1): Interpolated grid: dx=1.000 mm, dy=1.000 mm
Maximum value of SAR (interpolated) = 0.409 W/kg

Zoom Scan (5x5x7)/Cube 0: Measurement grid: dx=8mm, dy=8mm, dz=5mm
Reference Value = 6.220 V/m; Power Drift = 0.04 dB
Peak SAR (extrapolated) = 0.613 W/kg
SAR(1 g) = 0.358 W/kg; SAR(10 g) = 0.203 W/kg
Maximum value of SAR (measured) = 0.403 W/kg

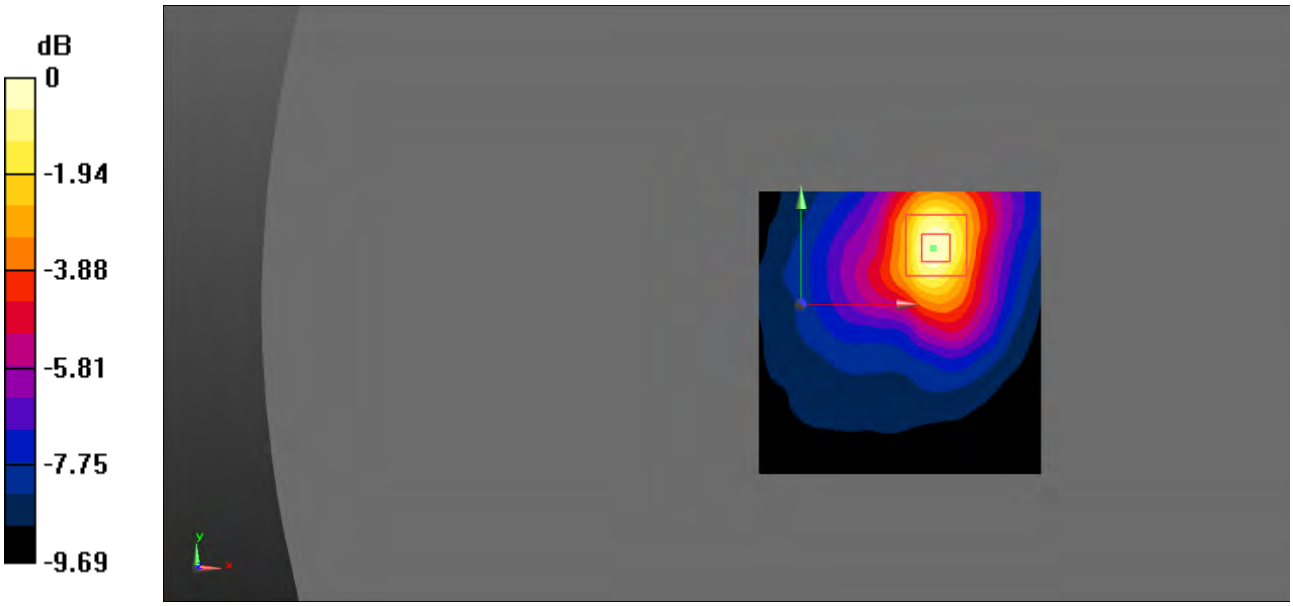

0 dB = 0.403 W/kg = -3.95 dBW/kg

Test Plot 69#: LTE Band 2_Body Bottom_50%RB_Middle

DUT: Smart phone; Type: X400; Serial: 19051500202;

Communication System: Generic FDD-LTE; Frequency: 1880 MHz;Duty Cycle: 1:1
Medium parameters used: f = 1880 MHz; σ = 1.493 S/m; ε_r = 54.214; ρ = 1000 kg/m^3 ;
Phantom section: Flat Section

DASY5 Configuration:

- Probe: EX3DV4 - SN7522; ConvF(7.48, 7.48, 7.48); Calibrated: 11/2/2018;
- Sensor-Surface: 4mm (Mechanical Surface Detection)
- Electronics: DAE4 SN1562;Calibrated: 11/6/2018
- Phantom: ELI V8.0 P1aP2a; Type: QD OVA 004 AA; Serial: 2092
- Measurement SW: DASY52, Version 52.10 (2);

Area Scan (101x121x1): Interpolated grid: dx=1.000 mm, dy=1.000 mm
Maximum value of SAR (interpolated) = 0.348 W/kg

Zoom Scan (5x5x7)/Cube 0: Measurement grid: dx=8mm, dy=8mm, dz=5mm
Reference Value = 6.083 V/m; Power Drift = -0.08 dB
Peak SAR (extrapolated) = 0.508 W/kg
SAR(1 g) = 0.294 W/kg; SAR(10 g) = 0.170 W/kg
Maximum value of SAR (measured) = 0.330 W/kg

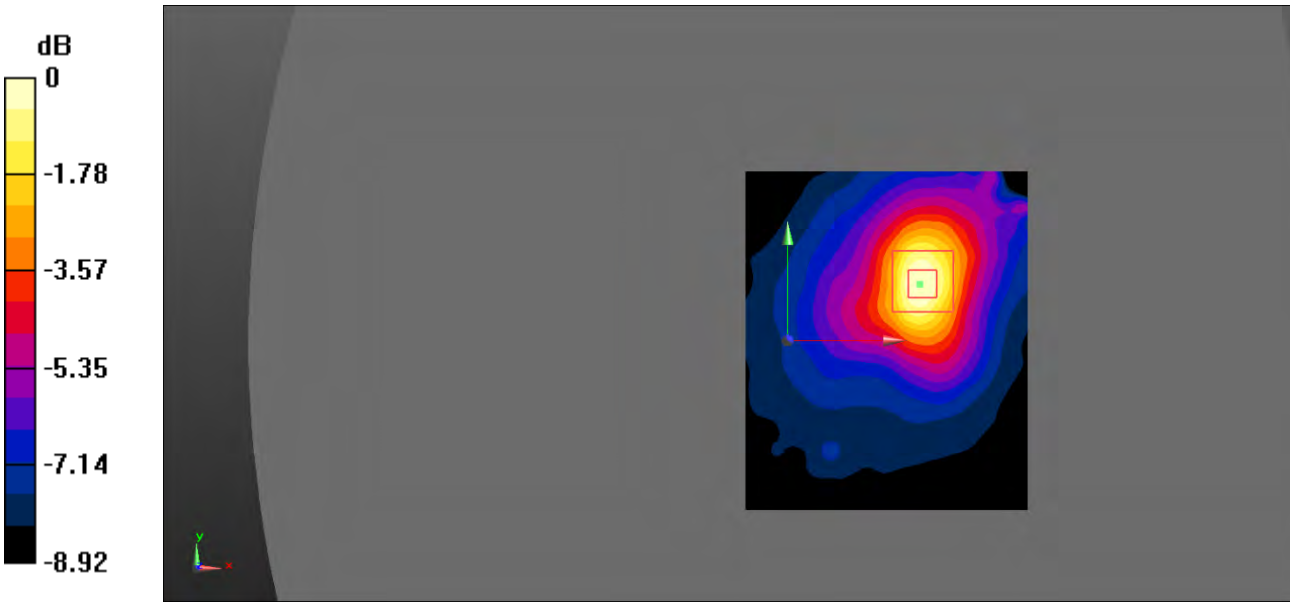

0 dB = 0.330 W/kg = -4.81 dBW/kg

Test Plot 70#: LTE Band 4_Head Left Cheek_1RB_Middle

DUT: Smart phone; Type: X400; Serial: 19051500202;

Communication System: Generic FDD-LTE; Frequency: 1732.5 MHz;Duty Cycle: 1:1
Medium parameters used: f = 1732.5 MHz; σ = 1.377 S/m; ε_r = 41.334; ρ = 1000 kg/m^3 ;
Phantom section: Left Section

DASY5 Configuration:

- Probe: EX3DV4 - SN7522; ConvF(8.2, 8.2, 8.2); Calibrated: 11/2/2018;
- Sensor-Surface: 4mm (Mechanical Surface Detection)
- Electronics: DAE4 SN1562;Calibrated: 11/6/2018
- Phantom: SAM-Twin V8.0 P1aP2a; Type: QD 000 P41 AA; Serial: 1962
- Measurement SW: DASY52, Version 52.10 (2);

Area Scan (61x81x1): Interpolated grid: dx=1.500 mm, dy=1.500 mm
Maximum value of SAR (interpolated) = 0.648 W/kg

Zoom Scan (5x5x7)/Cube 0: Measurement grid: dx=8mm, dy=8mm, dz=5mm
Reference Value = 6.134 V/m; Power Drift = 0.22 dB
Peak SAR (extrapolated) = 0.890 W/kg
SAR(1 g) = 0.605 W/kg; SAR(10 g) = 0.376 W/kg
Maximum value of SAR (measured) = 0.629 W/kg

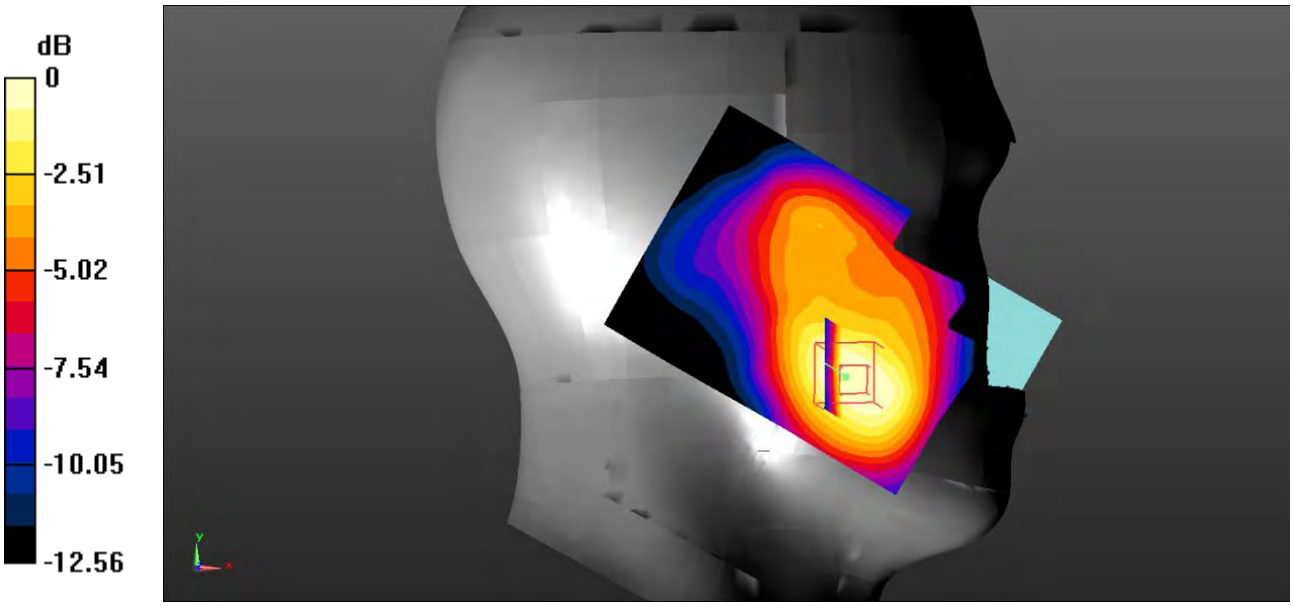

0 dB = 0.629 W/kg = -2.01 dBW/kg

Test Plot 71#: LTE Band 4_Head Left Cheek_50%RB_Middle

DUT: Smart phone; Type: X400; Serial: 19051500202;

Communication System: Generic FDD-LTE; Frequency: 1732.5 MHz;Duty Cycle: 1:1
Medium parameters used: f = 1732.5 MHz; σ = 1.377 S/m; ε_r = 41.334; ρ = 1000 kg/m^3 ;
Phantom section: Left Section

DASY5 Configuration:

- Probe: EX3DV4 - SN7522; ConvF(8.2, 8.2, 8.2); Calibrated: 11/2/2018;
- Sensor-Surface: 4mm (Mechanical Surface Detection)
- Electronics: DAE4 SN1562;Calibrated: 11/6/2018
- Phantom: SAM-Twin V8.0 P1aP2a; Type: QD 000 P41 AA; Serial: 1962
- Measurement SW: DASY52, Version 52.10 (2);

Area Scan (61x81x1): Interpolated grid: dx=1.500 mm, dy=1.500 mm
Maximum value of SAR (interpolated) = 0.526 W/kg

Zoom Scan (5x5x7)/Cube 0: Measurement grid: dx=8mm, dy=8mm, dz=5mm
Reference Value = 5.542 V/m; Power Drift = 0.54 dB
Peak SAR (extrapolated) = 0.704 W/kg
SAR(1 g) = 0.480 W/kg; SAR(10 g) = 0.298 W/kg
Maximum value of SAR (measured) = 0.497 W/kg



0 dB = 0.497 W/kg = -3.04 dBW/kg

Test Plot 72#: LTE Band 4_Head Left Tilt_1RB_Middle

DUT: Smart phone; Type: X400; Serial: 19051500202;

Communication System: Generic FDD-LTE; Frequency: 1732.5 MHz;Duty Cycle: 1:1
Medium parameters used: f = 1732.5 MHz; σ = 1.377 S/m; ε_r = 41.334; ρ = 1000 kg/m^3 ;
Phantom section: Left Section

DASY5 Configuration:

- Probe: EX3DV4 - SN7522; ConvF(8.2, 8.2, 8.2); Calibrated: 11/2/2018;
- Sensor-Surface: 4mm (Mechanical Surface Detection)
- Electronics: DAE4 SN1562;Calibrated: 11/6/2018
- Phantom: SAM-Twin V8.0 P1aP2a; Type: QD 000 P41 AA; Serial: 1962
- Measurement SW: DASY52, Version 52.10 (2);

Area Scan (101x121x1): Interpolated grid: dx=1.000 mm, dy=1.000 mm
Maximum value of SAR (interpolated) = 0.117 W/kg

Zoom Scan (5x5x7)/Cube 0: Measurement grid: dx=8mm, dy=8mm, dz=5mm
Reference Value = 6.483 V/m; Power Drift = -0.33 dB
Peak SAR (extrapolated) = 0.161 W/kg
SAR(1 g) = 0.105 W/kg; SAR(10 g) = 0.072 W/kg
Maximum value of SAR (measured) = 0.109 W/kg



0 dB = 0.109 W/kg = -9.63 dBW/kg

Test Plot 73#: LTE Band 4_Head Left Tilt_50%RB_Middle

DUT: Smart phone; Type: X400; Serial: 19051500202;

Communication System: Generic FDD-LTE; Frequency: 1732.5 MHz;Duty Cycle: 1:1
Medium parameters used: f = 1732.5 MHz; σ = 1.377 S/m; ε_r = 41.334; ρ = 1000 kg/m^3 ;
Phantom section: Left Section

DASY5 Configuration:

- Probe: EX3DV4 - SN7522; ConvF(8.2, 8.2, 8.2); Calibrated: 11/2/2018;
- Sensor-Surface: 4mm (Mechanical Surface Detection)
- Electronics: DAE4 SN1562;Calibrated: 11/6/2018
- Phantom: SAM-Twin V8.0 P1aP2a; Type: QD 000 P41 AA; Serial: 1962
- Measurement SW: DASY52, Version 52.10 (2);

Area Scan (61x81x1): Interpolated grid: dx=1.500 mm, dy=1.500 mm
Maximum value of SAR (interpolated) = 0.171 W/kg

Zoom Scan (5x5x7)/Cube 0: Measurement grid: dx=8mm, dy=8mm, dz=5mm
Reference Value = 7.558 V/m; Power Drift = 0.34 dB
Peak SAR (extrapolated) = 0.200 W/kg
SAR(1 g) = 0.144 W/kg; SAR(10 g) = 0.098 W/kg
Maximum value of SAR (measured) = 0.154 W/kg

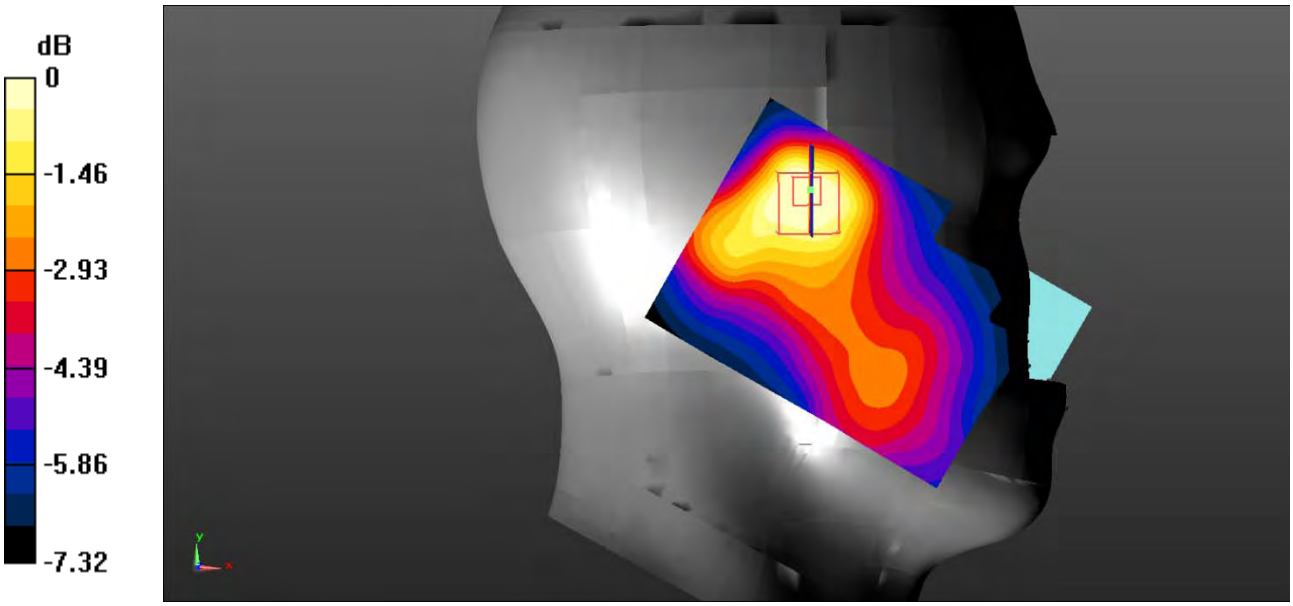

0 dB = 0.154 W/kg = -8.12 dBW/kg

Test Plot 74#: LTE Band 4_Head Right Cheek_1RB_Middle

DUT: Smart phone; Type: X400; Serial: 19051500202;

Communication System: Generic FDD-LTE; Frequency: 1732.5 MHz;Duty Cycle: 1:1
Medium parameters used: f = 1732.5 MHz; σ = 1.377 S/m; ε_r = 41.334; ρ = 1000 kg/m^3 ;
Phantom section: Right Section

DASY5 Configuration:

- Probe: EX3DV4 - SN7522; ConvF(8.2, 8.2, 8.2); Calibrated: 11/2/2018;
- Sensor-Surface: 4mm (Mechanical Surface Detection)
- Electronics: DAE4 SN1562;Calibrated: 11/6/2018
- Phantom: SAM-Twin V8.0 P1aP2a; Type: QD 000 P41 AA; Serial: 1962
- Measurement SW: DASY52, Version 52.10 (2);

Area Scan (101x121x1): Interpolated grid: dx=1.000 mm, dy=1.000 mm
Maximum value of SAR (interpolated) = 0.362 W/kg

Zoom Scan (5x5x7)/Cube 0: Measurement grid: dx=8mm, dy=8mm, dz=5mm
Reference Value = 6.165 V/m; Power Drift = 0.78 dB
Peak SAR (extrapolated) = 0.488 W/kg
SAR(1 g) = 0.356 W/kg; SAR(10 g) = 0.238 W/kg
Maximum value of SAR (measured) = 0.373 W/kg

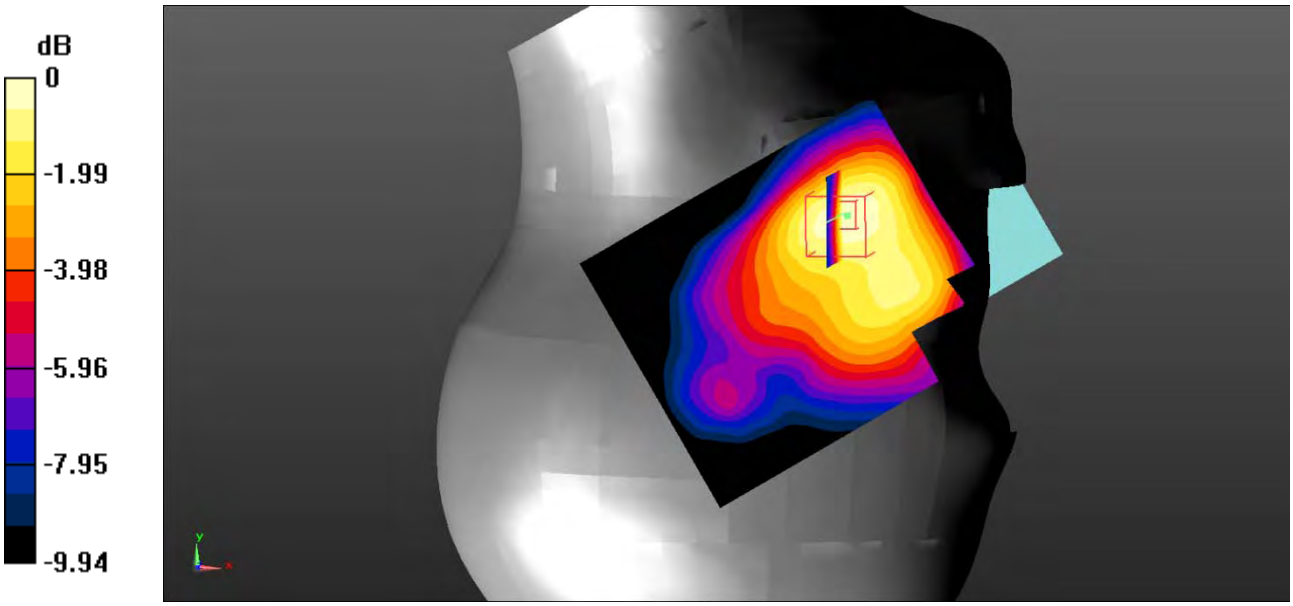

0 dB = 0.373 W/kg = -4.28 dBW/kg

Test Plot 75#: LTE Band 4_Head Right Cheek_50%RB_Middle

DUT: Smart phone; Type: X400; Serial: 19051500202;

Communication System: Generic FDD-LTE; Frequency: 1732.5 MHz;Duty Cycle: 1:1
Medium parameters used: f = 1732.5 MHz; σ = 1.377 S/m; ε_r = 41.334; ρ = 1000 kg/m^3 ;
Phantom section: Right Section

DASY5 Configuration:

- Probe: EX3DV4 - SN7522; ConvF(8.2, 8.2, 8.2); Calibrated: 11/2/2018;
- Sensor-Surface: 4mm (Mechanical Surface Detection)
- Electronics: DAE4 SN1562;Calibrated: 11/6/2018
- Phantom: SAM-Twin V8.0 P1aP2a; Type: QD 000 P41 AA; Serial: 1962
- Measurement SW: DASY52, Version 52.10 (2);

Area Scan (101x121x1): Interpolated grid: dx=1.000 mm, dy=1.000 mm
Maximum value of SAR (interpolated) = 0.346 W/kg

Zoom Scan (5x5x7)/Cube 0: Measurement grid: dx=8mm, dy=8mm, dz=5mm
Reference Value = 6.783 V/m; Power Drift = -0.28 dB
Peak SAR (extrapolated) = 0.475 W/kg
SAR(1 g) = 0.344 W/kg; SAR(10 g) = 0.225 W/kg
Maximum value of SAR (measured) = 0.355 W/kg

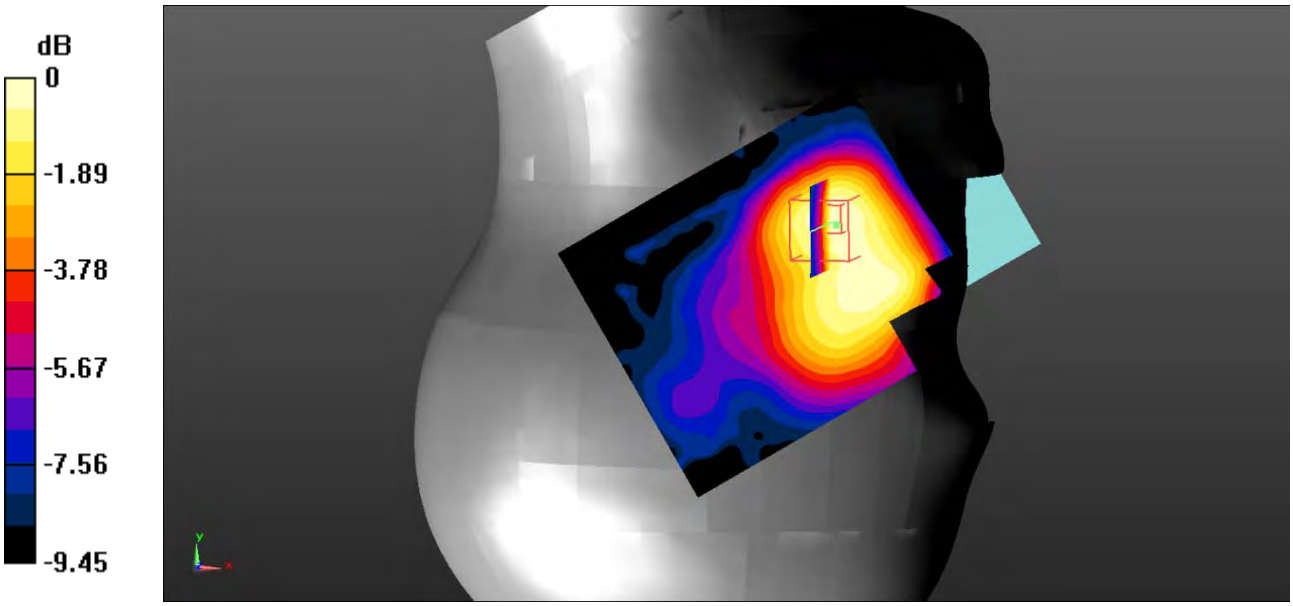

0 dB = 0.355 W/kg = -4.50 dBW/kg

Test Plot 76#: LTE Band 4_Head Right Tilt_1RB_Middle

DUT: Smart phone; Type: X400; Serial: 19051500202;

Communication System: Generic FDD-LTE; Frequency: 1732.5 MHz;Duty Cycle: 1:1
Medium parameters used: f = 1732.5 MHz; σ = 1.377 S/m; ε_r = 41.334; ρ = 1000 kg/m^3 ;
Phantom section: Right Section

DASY5 Configuration:

- Probe: EX3DV4 - SN7522; ConvF(8.2, 8.2, 8.2); Calibrated: 11/2/2018;
- Sensor-Surface: 4mm (Mechanical Surface Detection)
- Electronics: DAE4 SN1562;Calibrated: 11/6/2018
- Phantom: SAM-Twin V8.0 P1aP2a; Type: QD 000 P41 AA; Serial: 1962
- Measurement SW: DASY52, Version 52.10 (2);

Area Scan (101x121x1): Interpolated grid: dx=1.000 mm, dy=1.000 mm
Maximum value of SAR (interpolated) = 0.147 W/kg

Zoom Scan (5x5x7)/Cube 0: Measurement grid: dx=8mm, dy=8mm, dz=5mm
Reference Value = 8.608 V/m; Power Drift = 0.06 dB
Peak SAR (extrapolated) = 0.232 W/kg
SAR(1 g) = 0.116 W/kg; SAR(10 g) = 0.079 W/kg
Maximum value of SAR (measured) = 0.119 W/kg

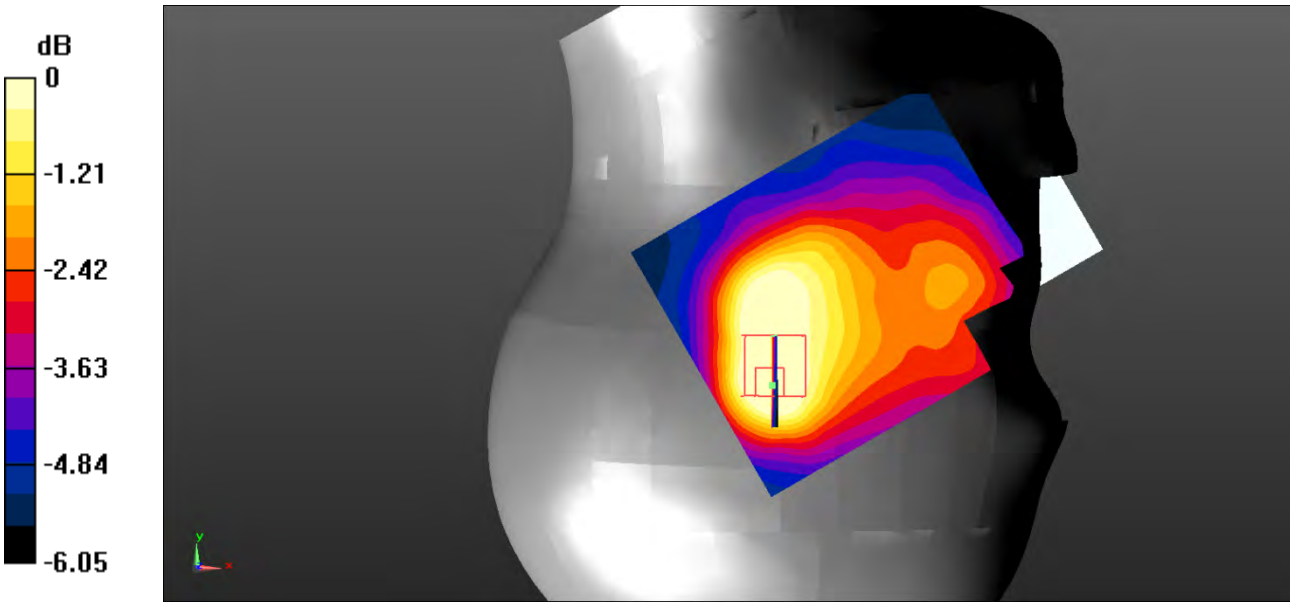

0 dB = 0.119 W/kg = -9.24 dBW/kg

Test Plot 77#: LTE Band 4_Head Right Tilt_50%RB_Middle

DUT: Smart phone; Type: X400; Serial: 19051500202;

Communication System: Generic FDD-LTE; Frequency: 1732.5 MHz;Duty Cycle: 1:1
Medium parameters used: f = 1732.5 MHz; σ = 1.377 S/m; ε_r = 41.334; ρ = 1000 kg/m^3 ;
Phantom section: Right Section

DASY5 Configuration:

- Probe: EX3DV4 - SN7522; ConvF(8.2, 8.2, 8.2); Calibrated: 11/2/2018;
- Sensor-Surface: 4mm (Mechanical Surface Detection)
- Electronics: DAE4 SN1562;Calibrated: 11/6/2018
- Phantom: SAM-Twin V8.0 P1aP2a; Type: QD 000 P41 AA; Serial: 1962
- Measurement SW: DASY52, Version 52.10 (2);

Area Scan (101x121x1): Interpolated grid: dx=1.000 mm, dy=1.000 mm
Maximum value of SAR (interpolated) = 0.119 W/kg

Zoom Scan (5x5x7)/Cube 0: Measurement grid: dx=8mm, dy=8mm, dz=5mm
Reference Value = 7.810 V/m; Power Drift = 0.06 dB
Peak SAR (extrapolated) = 0.197 W/kg
SAR(1 g) = 0.094 W/kg; SAR(10 g) = 0.064 W/kg
Maximum value of SAR (measured) = 0.0940 W/kg

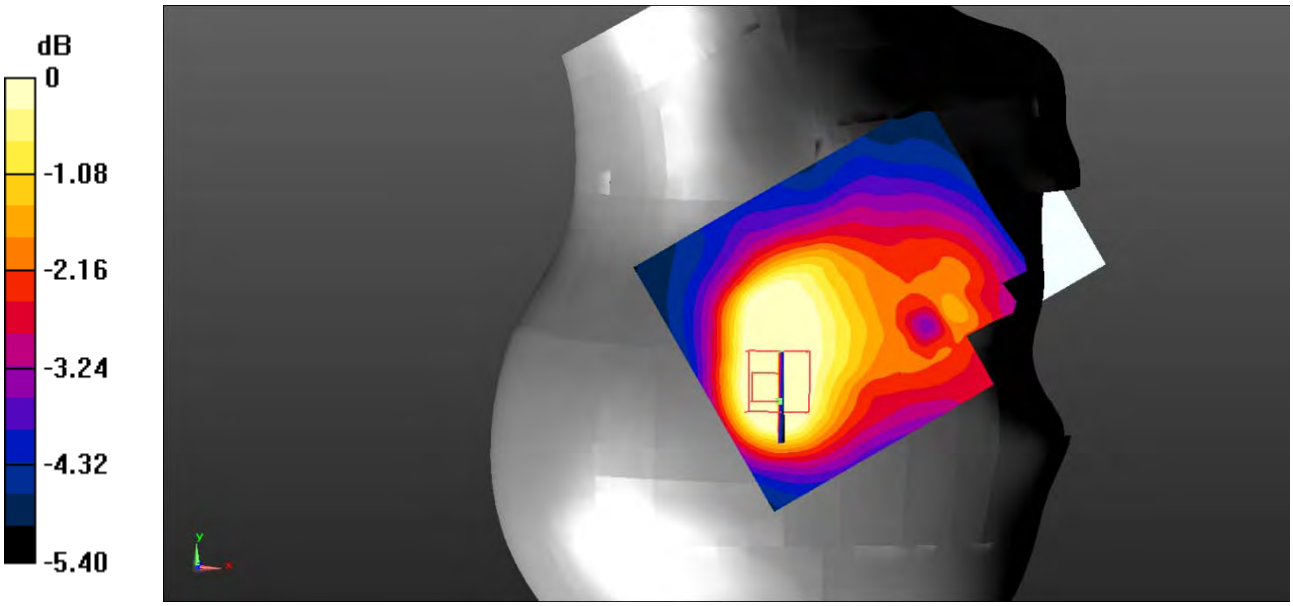

0 dB = 0.0940 W/kg = -10.27 dBW/kg

Test Plot 78#: LTE Band 4_Body Back_1RB_Middle

DUT: Smart phone; Type: X400; Serial: 19051500202;

Communication System: Generic FDD-LTE; Frequency: 1732.5 MHz;Duty Cycle: 1:1
Medium parameters used: f = 1732.5 MHz; σ = 1.473 S/m; ε_r = 54.553; ρ = 1000 kg/m^3 ;
Phantom section: Flat Section

DASY5 Configuration:

- Probe: EX3DV4 - SN7522; ConvF(7.88, 7.88, 7.88); Calibrated: 11/2/2018;
- Sensor-Surface: 4mm (Mechanical Surface Detection)
- Electronics: DAE4 SN1562;Calibrated: 11/6/2018
- Phantom: ELI V8.0 P1aP2a; Type: QD OVA 004 AA; Serial: 2092
- Measurement SW: DASY52, Version 52.10 (2);

Area Scan (71x91x1): Interpolated grid: dx=1.500 mm, dy=1.500 mm
Maximum value of SAR (interpolated) = 0.422 W/kg

Zoom Scan (5x5x7)/Cube 0: Measurement grid: dx=8mm, dy=8mm, dz=5mm
Reference Value = 13.26 V/m; Power Drift = 0.03 dB
Peak SAR (extrapolated) = 0.588 W/kg
SAR(1 g) = 0.374 W/kg; SAR(10 g) = 0.227 W/kg
Maximum value of SAR (measured) = 0.401 W/kg

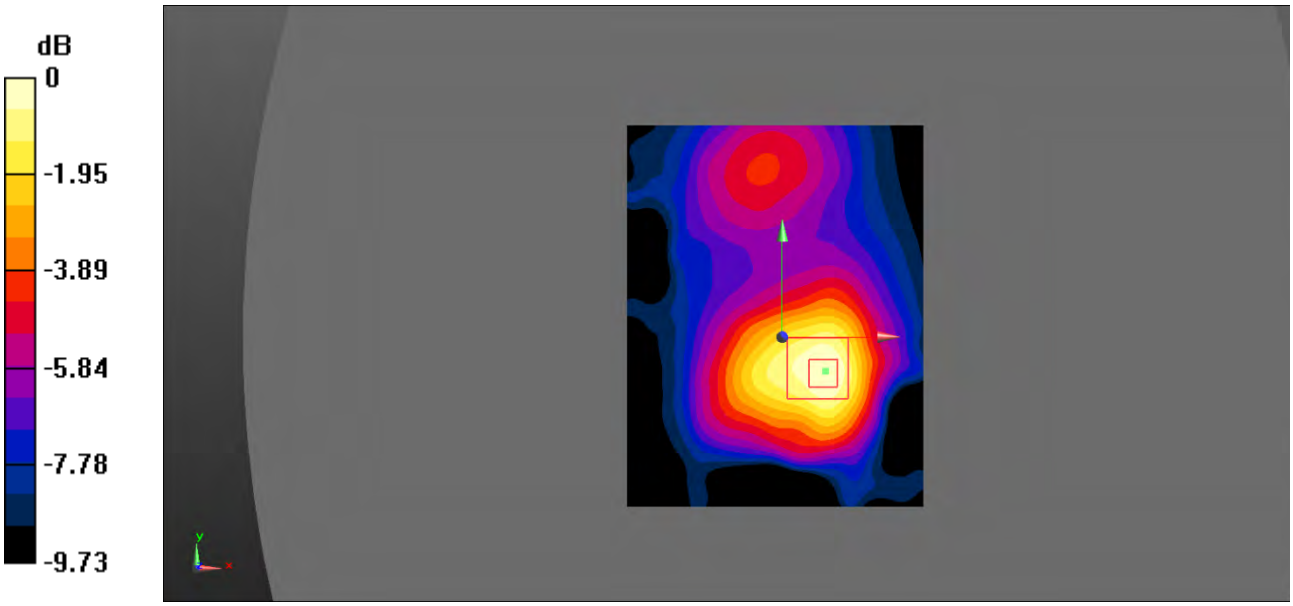

0 dB = 0.401 W/kg = -3.97 dBW/kg

Test Plot 79#: LTE Band 4_Body Back_50%RB_Middle

DUT: Smart phone; Type: X400; Serial: 19051500202;

Communication System: Generic FDD-LTE; Frequency: 1732.5 MHz;Duty Cycle: 1:1
Medium parameters used: f = 1732.5 MHz; σ = 1.473 S/m; ε_r = 54.553; ρ = 1000 kg/m^3 ;
Phantom section: Flat Section

DASY5 Configuration:

- Probe: EX3DV4 - SN7522; ConvF(7.88, 7.88, 7.88); Calibrated: 11/2/2018;
- Sensor-Surface: 4mm (Mechanical Surface Detection)
- Electronics: DAE4 SN1562;Calibrated: 11/6/2018
- Phantom: ELI V8.0 P1aP2a; Type: QD OVA 004 AA; Serial: 2092
- Measurement SW: DASY52, Version 52.10 (2);

Area Scan (71x91x1): Interpolated grid: dx=1.500 mm, dy=1.500 mm
Maximum value of SAR (interpolated) = 0.322 W/kg

Zoom Scan (5x5x7)/Cube 0: Measurement grid: dx=8mm, dy=8mm, dz=5mm
Reference Value = 9.801 V/m; Power Drift = -0.09 dB
Peak SAR (extrapolated) = 0.486 W/kg
SAR(1 g) = 0.300 W/kg; SAR(10 g) = 0.181 W/kg
Maximum value of SAR (measured) = 0.322 W/kg

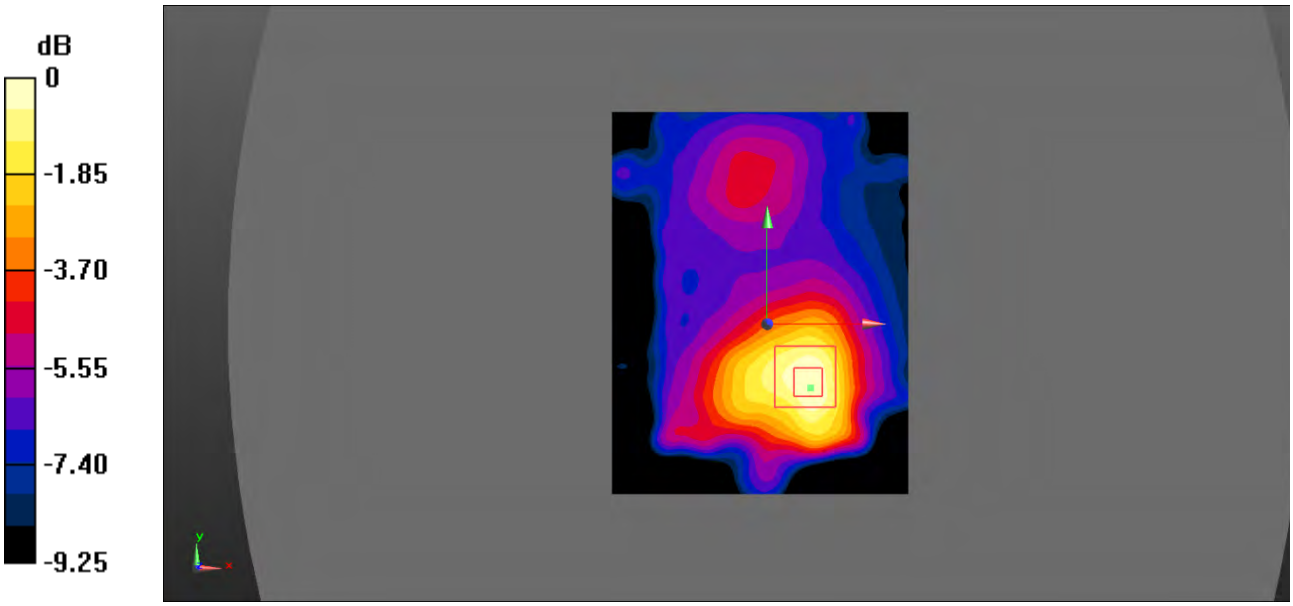

0 dB = 0.322 W/kg = -4.92 dBW/kg

Test Plot 80#: LTE Band 4_Body Left_1RB_Middle

DUT: Smart phone; Type: X400; Serial: 19051500202;

Communication System: Generic FDD-LTE; Frequency: 1732.5 MHz;Duty Cycle: 1:1
Medium parameters used: f = 1732.5 MHz; σ = 1.473 S/m; ε_r = 54.553; ρ = 1000 kg/m^3 ;
Phantom section: Flat Section

DASY5 Configuration:

- Probe: EX3DV4 - SN7522; ConvF(7.88, 7.88, 7.88); Calibrated: 11/2/2018;
- Sensor-Surface: 4mm (Mechanical Surface Detection)
- Electronics: DAE4 SN1562;Calibrated: 11/6/2018
- Phantom: ELI V8.0 P1aP2a; Type: QD OVA 004 AA; Serial: 2092
- Measurement SW: DASY52, Version 52.10 (2);

Area Scan (71x91x1): Interpolated grid: dx=1.500 mm, dy=1.500 mm
Maximum value of SAR (interpolated) = 0.204 W/kg

Zoom Scan (5x5x7)/Cube 0: Measurement grid: dx=8mm, dy=8mm, dz=5mm
Reference Value = 11.32 V/m; Power Drift = 0.05 dB
Peak SAR (extrapolated) = 0.275 W/kg
SAR(1 g) = 0.185 W/kg; SAR(10 g) = 0.117 W/kg
Maximum value of SAR (measured) = 0.197 W/kg

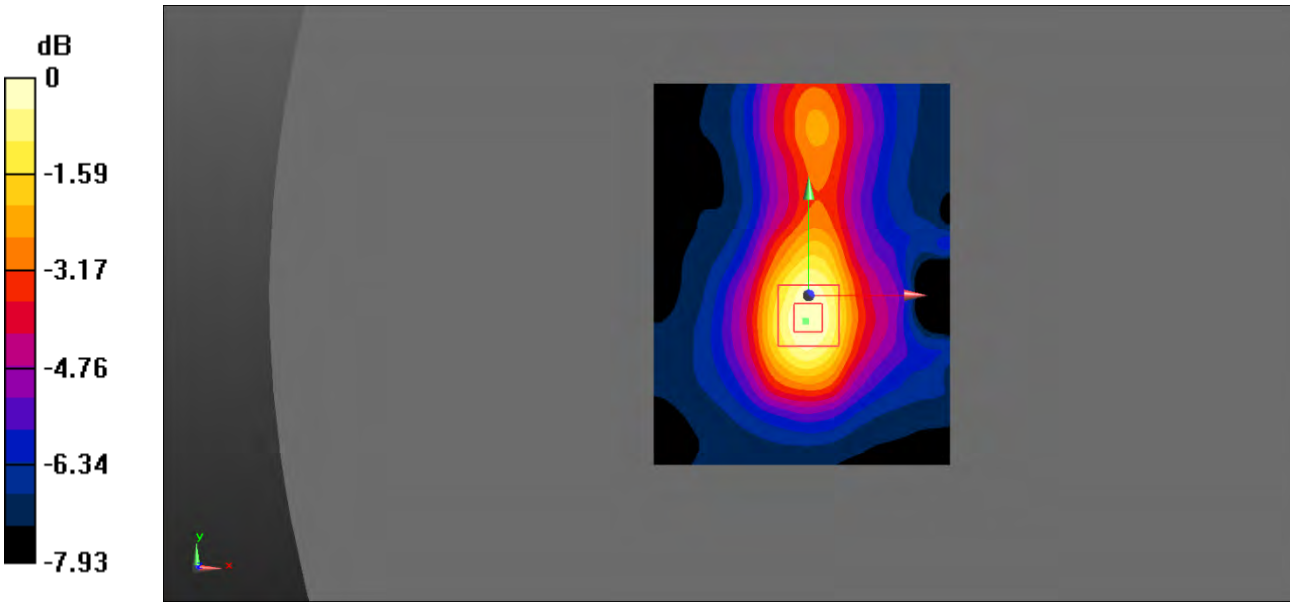

0 dB = 0.197 W/kg = -7.06 dBW/kg

Test Plot 81#: LTE Band 4_Body Left_50%RB_Middle

DUT: Smart phone; Type: X400; Serial: 19051500202;

Communication System: Generic FDD-LTE; Frequency: 1732.5 MHz;Duty Cycle: 1:1
Medium parameters used: f = 1732.5 MHz; σ = 1.473 S/m; ε_r = 54.553; ρ = 1000 kg/m^3 ;
Phantom section: Flat Section

DASY5 Configuration:

- Probe: EX3DV4 - SN7522; ConvF(7.88, 7.88, 7.88); Calibrated: 11/2/2018;
- Sensor-Surface: 4mm (Mechanical Surface Detection)
- Electronics: DAE4 SN1562;Calibrated: 11/6/2018
- Phantom: ELI V8.0 P1aP2a; Type: QD OVA 004 AA; Serial: 2092
- Measurement SW: DASY52, Version 52.10 (2);

Area Scan (71x91x1): Interpolated grid: dx=1.500 mm, dy=1.500 mm
Maximum value of SAR (interpolated) = 0.183 W/kg

Zoom Scan (5x5x7)/Cube 0: Measurement grid: dx=8mm, dy=8mm, dz=5mm
Reference Value = 10.57 V/m; Power Drift = -0.01 dB
Peak SAR (extrapolated) = 0.231 W/kg
SAR(1 g) = 0.157 W/kg; SAR(10 g) = 0.101 W/kg
Maximum value of SAR (measured) = 0.166 W/kg

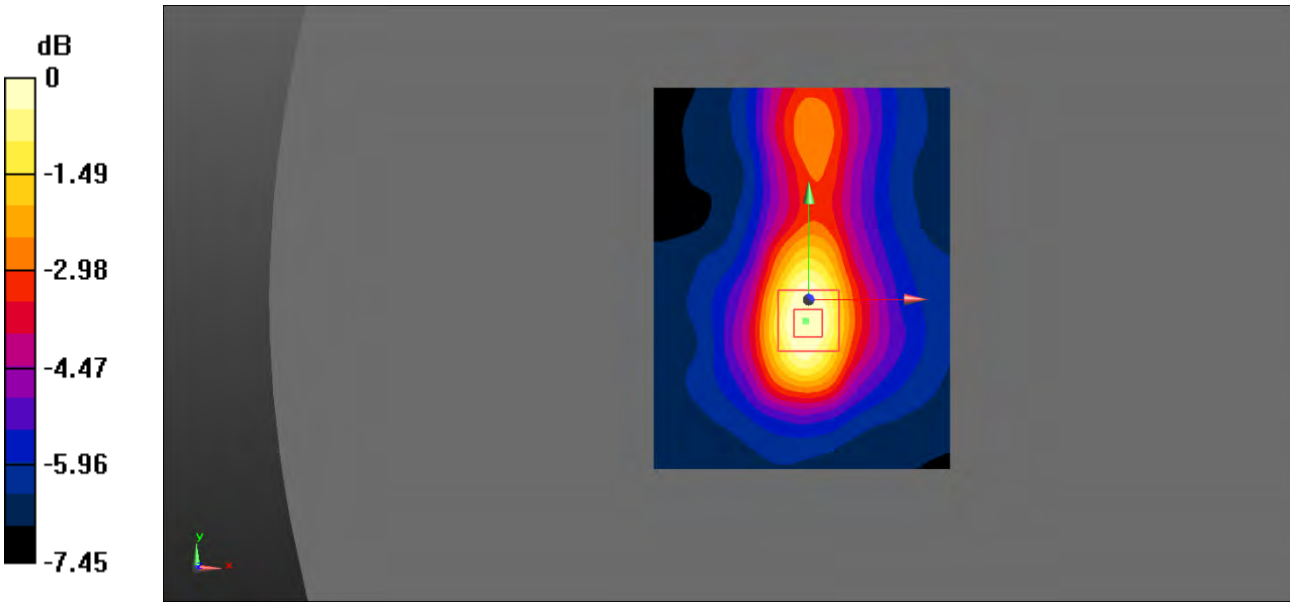

0 dB = 0.166 W/kg = -7.80 dBW/kg

Test Plot 82#: LTE Band 4_Body Right_1RB_Middle

DUT: Smart phone; Type: X400; Serial: 19051500202;

Communication System: Generic FDD-LTE; Frequency: 1732.5 MHz;Duty Cycle: 1:1
Medium parameters used: f = 1732.5 MHz; σ = 1.473 S/m; ε_r = 54.553; ρ = 1000 kg/m^3 ;
Phantom section: Flat Section

DASY5 Configuration:

- Probe: EX3DV4 - SN7522; ConvF(7.88, 7.88, 7.88); Calibrated: 11/2/2018;
- Sensor-Surface: 4mm (Mechanical Surface Detection)
- Electronics: DAE4 SN1562;Calibrated: 11/6/2018
- Phantom: ELI V8.0 P1aP2a; Type: QD OVA 004 AA; Serial: 2092
- Measurement SW: DASY52, Version 52.10 (2);

Area Scan (71x91x1): Interpolated grid: dx=1.500 mm, dy=1.500 mm
Maximum value of SAR (interpolated) = 0.124 W/kg

Zoom Scan (5x5x7)/Cube 0: Measurement grid: dx=8mm, dy=8mm, dz=5mm
Reference Value = 6.404 V/m; Power Drift = -0.03 dB
Peak SAR (extrapolated) = 0.150 W/kg
SAR(1 g) = 0.106 W/kg; SAR(10 g) = 0.072 W/kg
Maximum value of SAR (measured) = 0.111 W/kg

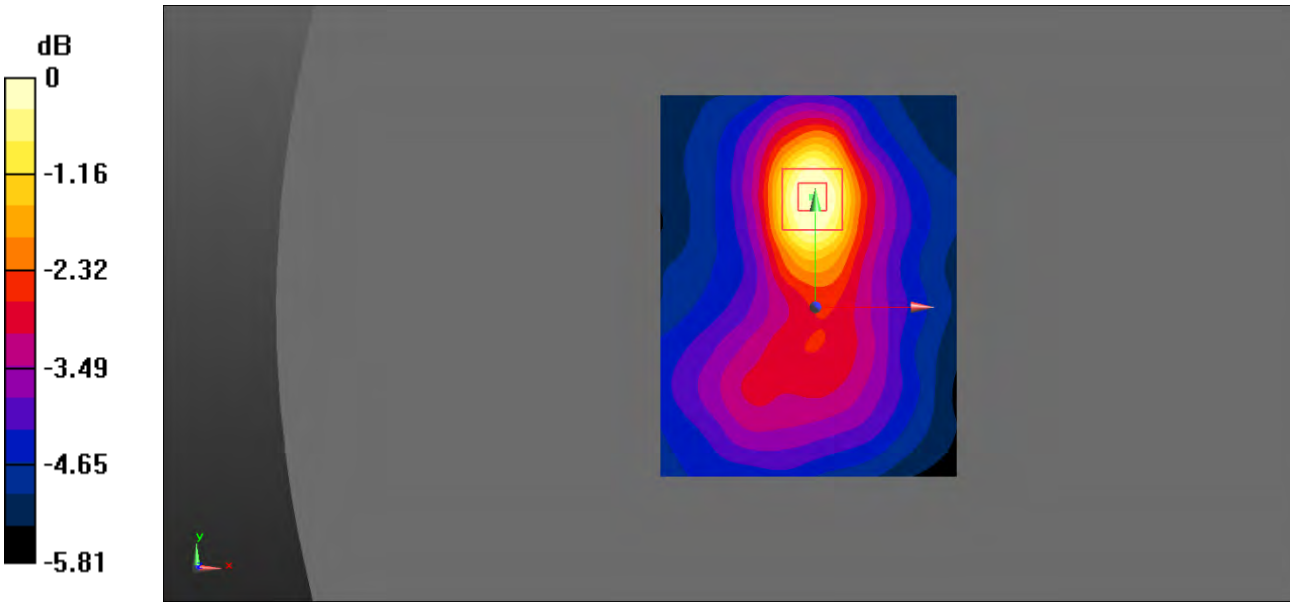

0 dB = 0.111 W/kg = -9.55 dBW/kg

Test Plot 83#: LTE Band 4_Body Right_50%RB_Middle

DUT: Smart phone; Type: X400; Serial: 19051500202;

Communication System: Generic FDD-LTE; Frequency: 1732.5 MHz;Duty Cycle: 1:1
Medium parameters used: f = 1732.5 MHz; σ = 1.473 S/m; ε_r = 54.553; ρ = 1000 kg/m^3 ;
Phantom section: Flat Section

DASY5 Configuration:

- Probe: EX3DV4 - SN7522; ConvF(7.88, 7.88, 7.88); Calibrated: 11/2/2018;
- Sensor-Surface: 4mm (Mechanical Surface Detection)
- Electronics: DAE4 SN1562;Calibrated: 11/6/2018
- Phantom: ELI V8.0 P1aP2a; Type: QD OVA 004 AA; Serial: 2092
- Measurement SW: DASY52, Version 52.10 (2);

Area Scan (71x91x1): Interpolated grid: dx=1.500 mm, dy=1.500 mm
Maximum value of SAR (interpolated) = 0.111 W/kg

Zoom Scan (5x5x7)/Cube 0: Measurement grid: dx=8mm, dy=8mm, dz=5mm
Reference Value = 6.126 V/m; Power Drift = -2.95 dB
Peak SAR (extrapolated) = 0.297 W/kg
SAR(1 g) = 0.096 W/kg; SAR(10 g) = 0.048 W/kg
Maximum value of SAR (measured) = 0.0903 W/kg

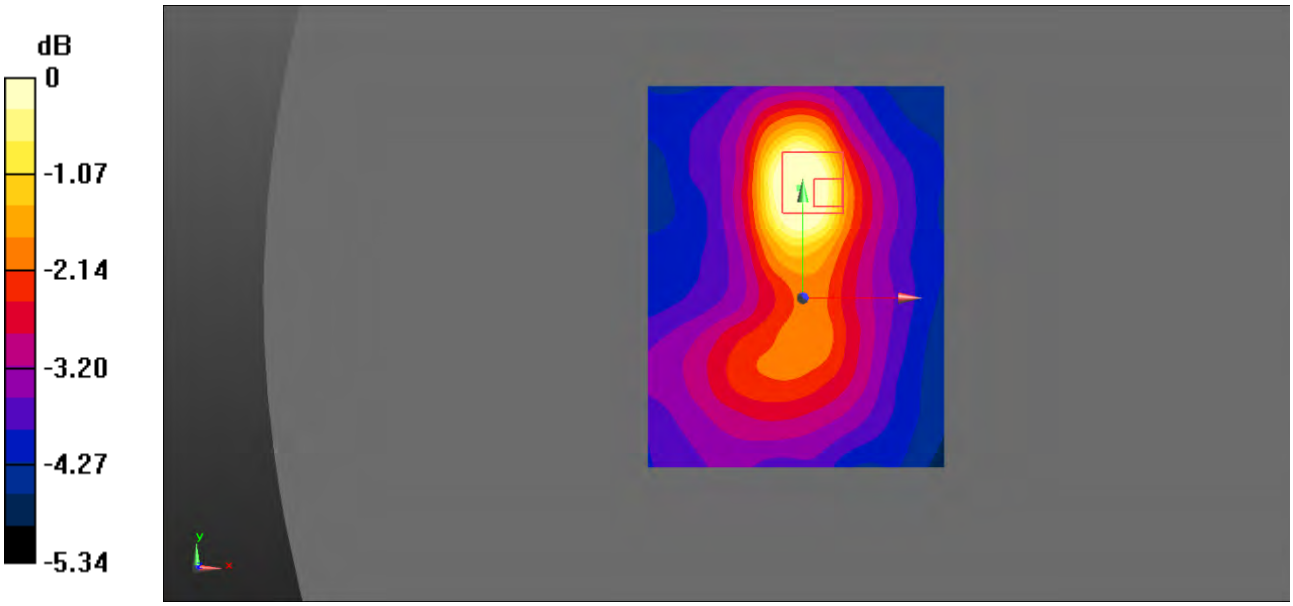

0 dB = 0.0903 W/kg = -10.44 dBW/kg

Test Plot 84#: LTE Band 4_Body Bottom_1RB_Middle

DUT: Smart phone; Type: X400; Serial: 19051500202;

Communication System: Generic FDD-LTE; Frequency: 1732.5 MHz;Duty Cycle: 1:1
Medium parameters used: f = 1732.5 MHz; σ = 1.473 S/m; ε_r = 54.553; ρ = 1000 kg/m^3 ;
Phantom section: Flat Section

DASY5 Configuration:

- Probe: EX3DV4 - SN7522; ConvF(7.88, 7.88, 7.88); Calibrated: 11/2/2018;
- Sensor-Surface: 4mm (Mechanical Surface Detection)
- Electronics: DAE4 SN1562;Calibrated: 11/6/2018
- Phantom: ELI V8.0 P1aP2a; Type: QD OVA 004 AA; Serial: 2092
- Measurement SW: DASY52, Version 52.10 (2);

Area Scan (71x91x1): Interpolated grid: dx=1.500 mm, dy=1.500 mm
Maximum value of SAR (interpolated) = 0.222 W/kg

Zoom Scan (5x5x7)/Cube 0: Measurement grid: dx=8mm, dy=8mm, dz=5mm
Reference Value = 11.51 V/m; Power Drift = -0.49 dB
Peak SAR (extrapolated) = 0.301 W/kg
SAR(1 g) = 0.189 W/kg; SAR(10 g) = 0.116 W/kg
Maximum value of SAR (measured) = 0.203 W/kg

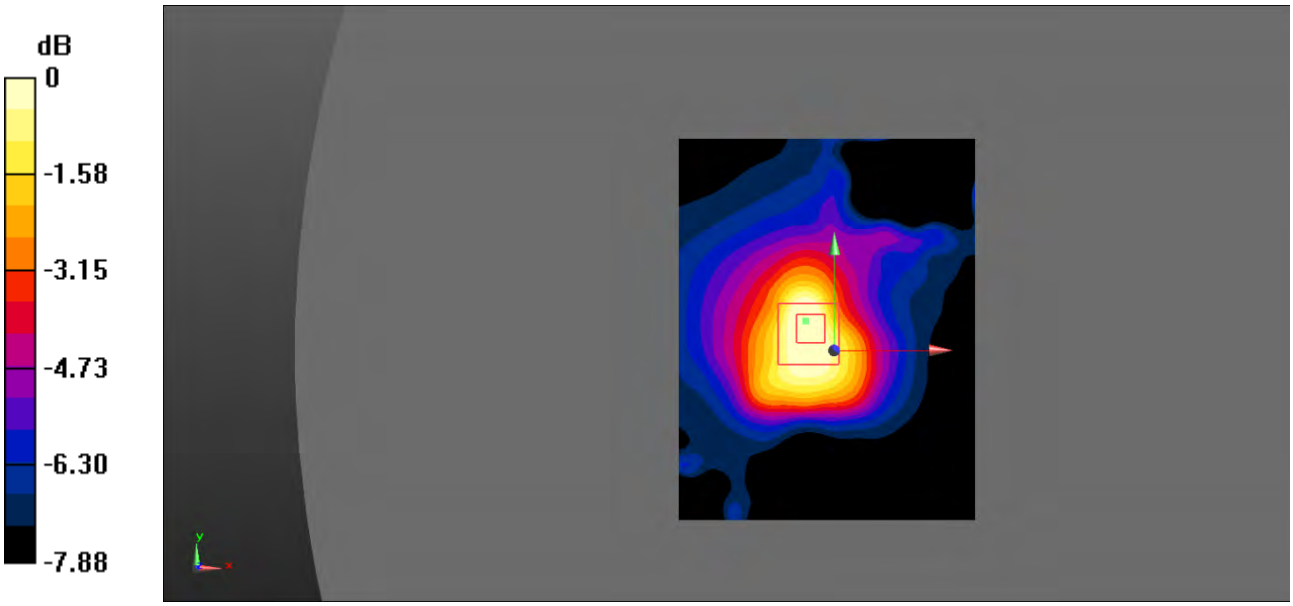

0 dB = 0.203 W/kg = -6.93 dBW/kg

Test Plot 85#: LTE Band 4_Body Bottom_50%RB_Middle

DUT: Smart phone; Type: X400; Serial: 19051500202;

Communication System: Generic FDD-LTE; Frequency: 1732.5 MHz;Duty Cycle: 1:1
Medium parameters used: f = 1732.5 MHz; σ = 1.473 S/m; ε_r = 54.553; ρ = 1000 kg/m^3 ;
Phantom section: Flat Section

DASY5 Configuration:

- Probe: EX3DV4 - SN7522; ConvF(7.88, 7.88, 7.88); Calibrated: 11/2/2018;
- Sensor-Surface: 4mm (Mechanical Surface Detection)
- Electronics: DAE4 SN1562;Calibrated: 11/6/2018
- Phantom: ELI V8.0 P1aP2a; Type: QD OVA 004 AA; Serial: 2092
- Measurement SW: DASY52, Version 52.10 (2);

Area Scan (71x91x1): Interpolated grid: dx=1.500 mm, dy=1.500 mm
Maximum value of SAR (interpolated) = 0.165 W/kg

Zoom Scan (5x5x7)/Cube 0: Measurement grid: dx=8mm, dy=8mm, dz=5mm
Reference Value = 9.947 V/m; Power Drift = -0.34 dB
Peak SAR (extrapolated) = 0.245 W/kg
SAR(1 g) = 0.151 W/kg; SAR(10 g) = 0.096 W/kg
Maximum value of SAR (measured) = 0.161 W/kg

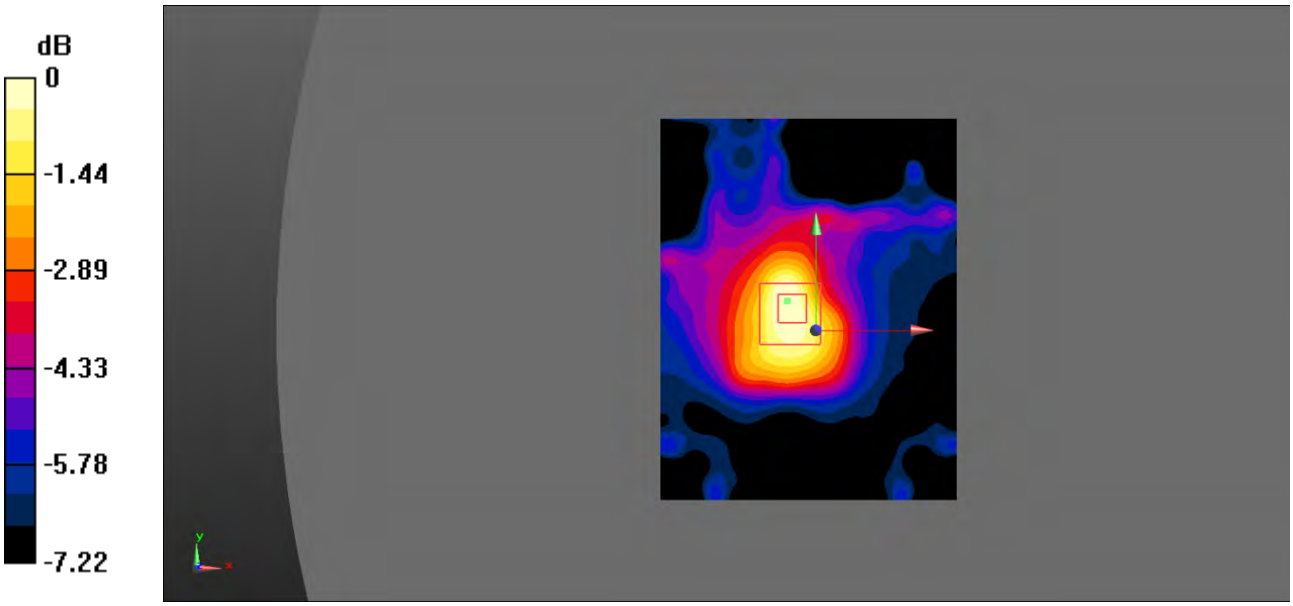

0 dB = 0.161 W/kg = -7.93 dBW/kg

Test Plot 86#: LTE Band 5_Head Left Cheek_1RB_Middle

DUT: Smart phone; Type: X400; Serial: 19051500202;

Communication System: Generic FDD-LTE; Frequency: 836.5 MHz;Duty Cycle: 1:1
Medium parameters used: f = 836.5 MHz; σ = 0.89 S/m; ε_r = 41.996; ρ = 1000 kg/m^3 ;
Phantom section: Left Section

DASY5 Configuration:

- Probe: EX3DV4 - SN7522; ConvF(9.46, 9.46, 9.46); Calibrated: 11/2/2018;
- Sensor-Surface: 4mm (Mechanical Surface Detection)
- Electronics: DAE4 SN1562;Calibrated: 11/6/2018
- Phantom: SAM-Twin V8.0 P1aP2a; Type: QD 000 P41 AA; Serial: 1962
- Measurement SW: DASY52, Version 52.10 (2);

Area Scan (101x121x1): Interpolated grid: dx=1.000 mm, dy=1.000 mm
Maximum value of SAR (interpolated) = 0.765 W/kg

Zoom Scan (5x5x7)/Cube 0: Measurement grid: dx=8mm, dy=8mm, dz=5mm
Reference Value = 9.566 V/m; Power Drift = 0.64 dB
Peak SAR (extrapolated) = 0.886 W/kg
SAR(1 g) = 0.709 W/kg; SAR(10 g) = 0.524 W/kg
Maximum value of SAR (measured) = 0.746 W/kg

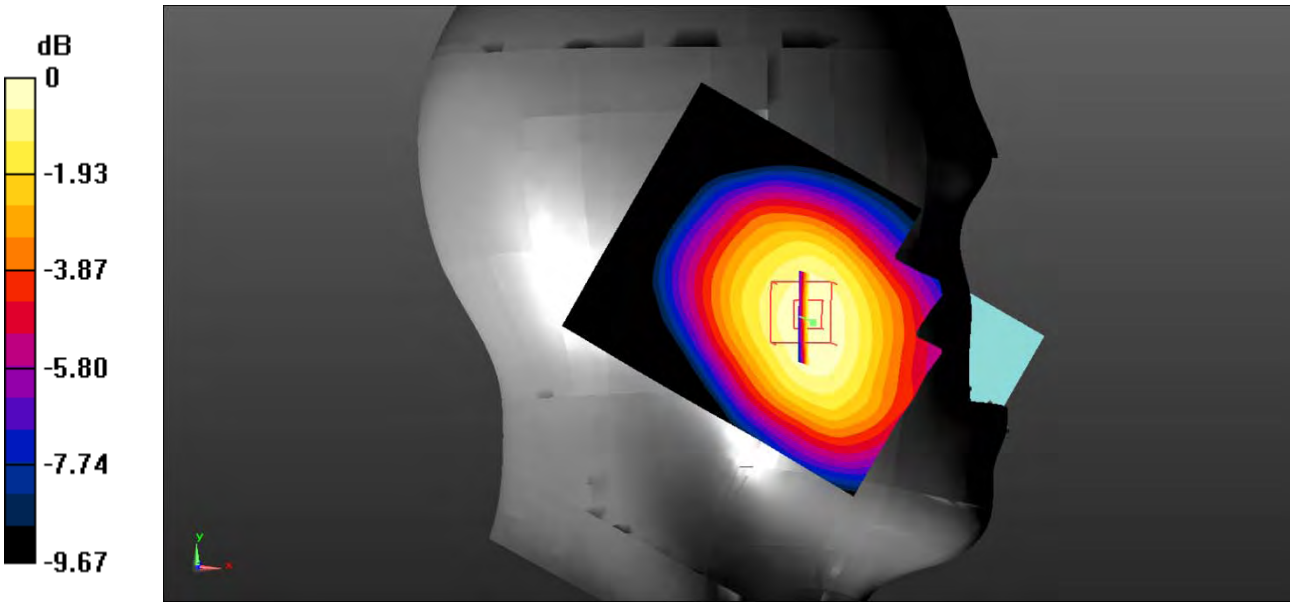

0 dB = 0.746 W/kg = -1.27 dBW/kg

Test Plot 87#: LTE Band 5_Head Left Cheek_50%RB_Middle

DUT: Smart phone; Type: X400; Serial: 19051500202;

Communication System: Generic FDD-LTE; Frequency: 836.5 MHz;Duty Cycle: 1:1
Medium parameters used: f = 836.5 MHz; σ = 0.89 S/m; ε_r = 41.996; ρ = 1000 kg/m^3 ;
Phantom section: Left Section

DASY5 Configuration:

- Probe: EX3DV4 - SN7522; ConvF(9.46, 9.46, 9.46); Calibrated: 11/2/2018;
- Sensor-Surface: 4mm (Mechanical Surface Detection)
- Electronics: DAE4 SN1562;Calibrated: 11/6/2018
- Phantom: SAM-Twin V8.0 P1aP2a; Type: QD 000 P41 AA; Serial: 1962
- Measurement SW: DASY52, Version 52.10 (2);

Area Scan (101x121x1): Interpolated grid: dx=1.000 mm, dy=1.000 mm
Maximum value of SAR (interpolated) = 0.604 W/kg

Zoom Scan (5x5x7)/Cube 0: Measurement grid: dx=8mm, dy=8mm, dz=5mm
Reference Value = 10.25 V/m; Power Drift = 0.44 dB
Peak SAR (extrapolated) = 0.688 W/kg
SAR(1 g) = 0.546 W/kg; SAR(10 g) = 0.401 W/kg
Maximum value of SAR (measured) = 0.573 W/kg



0 dB = 0.573 W/kg = -2.42 dBW/kg

Test Plot 88#: LTE Band 5_Head Left Tilt_1RB_Middle

DUT: Smart phone; Type: X400; Serial: 19051500202;

Communication System: Generic FDD-LTE; Frequency: 836.5 MHz;Duty Cycle: 1:1
Medium parameters used: f = 836.5 MHz; σ = 0.89 S/m; ε_r = 41.996; ρ = 1000 kg/m^3 ;
Phantom section: Left Section

DASY5 Configuration:

- Probe: EX3DV4 - SN7522; ConvF(9.46, 9.46, 9.46); Calibrated: 11/2/2018;
- Sensor-Surface: 4mm (Mechanical Surface Detection)
- Electronics: DAE4 SN1562;Calibrated: 11/6/2018
- Phantom: SAM-Twin V8.0 P1aP2a; Type: QD 000 P41 AA; Serial: 1962
- Measurement SW: DASY52, Version 52.10 (2);

Area Scan (101x121x1): Interpolated grid: dx=1.000 mm, dy=1.000 mm
Maximum value of SAR (interpolated) = 0.546 W/kg

Zoom Scan (5x5x7)/Cube 0: Measurement grid: dx=8mm, dy=8mm, dz=5mm
Reference Value = 15.80 V/m; Power Drift = 0.05 dB
Peak SAR (extrapolated) = 0.645 W/kg
SAR(1 g) = 0.515 W/kg; SAR(10 g) = 0.385 W/kg
Maximum value of SAR (measured) = 0.539 W/kg



0 dB = 0.539 W/kg = -2.68 dBW/kg

Test Plot 89#: LTE Band 5_Head Left Tilt_50%RB_Middle

DUT: Smart phone; Type: X400; Serial: 19051500202;

Communication System: Generic FDD-LTE; Frequency: 836.5 MHz;Duty Cycle: 1:1
Medium parameters used: f = 836.5 MHz; σ = 0.89 S/m; ε_r = 41.996; ρ = 1000 kg/m^3 ;
Phantom section: Left Section

DASY5 Configuration:

- Probe: EX3DV4 - SN7522; ConvF(9.46, 9.46, 9.46); Calibrated: 11/2/2018;
- Sensor-Surface: 4mm (Mechanical Surface Detection)
- Electronics: DAE4 SN1562;Calibrated: 11/6/2018
- Phantom: SAM-Twin V8.0 P1aP2a; Type: QD 000 P41 AA; Serial: 1962
- Measurement SW: DASY52, Version 52.10 (2);

Area Scan (101x121x1): Interpolated grid: dx=1.000 mm, dy=1.000 mm
Maximum value of SAR (interpolated) = 0.450 W/kg

Zoom Scan (5x5x7)/Cube 0: Measurement grid: dx=8mm, dy=8mm, dz=5mm
Reference Value = 14.66 V/m; Power Drift = -0.18 dB
Peak SAR (extrapolated) = 0.525 W/kg
SAR(1 g) = 0.419 W/kg; SAR(10 g) = 0.313 W/kg
Maximum value of SAR (measured) = 0.439 W/kg

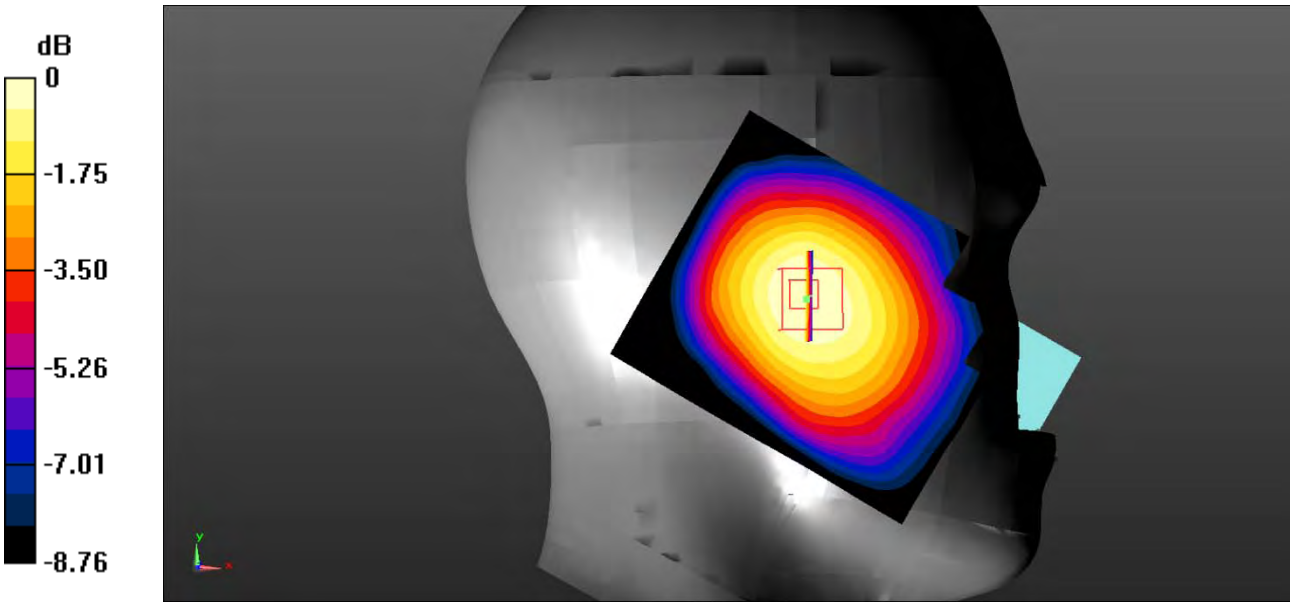

0 dB = 0.439 W/kg = -3.58 dBW/kg

Test Plot 90#: LTE Band 5_Head Right Cheek_1RB_Low

DUT: Smart phone; Type: X400; Serial: 19051500202;

Communication System: Generic FDD-LTE; Frequency: 829 MHz;Duty Cycle: 1:1
Medium parameters used: f = 829 MHz; σ = 0.87 S/m; ε_r = 42.28; ρ = 1000 kg/m^3 ;
Phantom section: Right Section

DASY5 Configuration:

- Probe: EX3DV4 - SN7522; ConvF(9.46, 9.46, 9.46); Calibrated: 11/2/2018;
- Sensor-Surface: 4mm (Mechanical Surface Detection)
- Electronics: DAE4 SN1562;Calibrated: 11/6/2018
- Phantom: SAM-Twin V8.0 P1aP2a; Type: QD 000 P41 AA; Serial: 1962
- Measurement SW: DASY52, Version 52.10 (2);

Area Scan (101x121x1): Interpolated grid: dx=1.000 mm, dy=1.000 mm
Maximum value of SAR (interpolated) = 0.823 W/kg

Zoom Scan (5x5x7)/Cube 0: Measurement grid: dx=8mm, dy=8mm, dz=5mm
Reference Value = 11.22 V/m; Power Drift = -0.73 dB
Peak SAR (extrapolated) = 0.999 W/kg
SAR(1 g) = 0.826 W/kg; SAR(10 g) = 0.624 W/kg
Maximum value of SAR (measured) = 0.854 W/kg

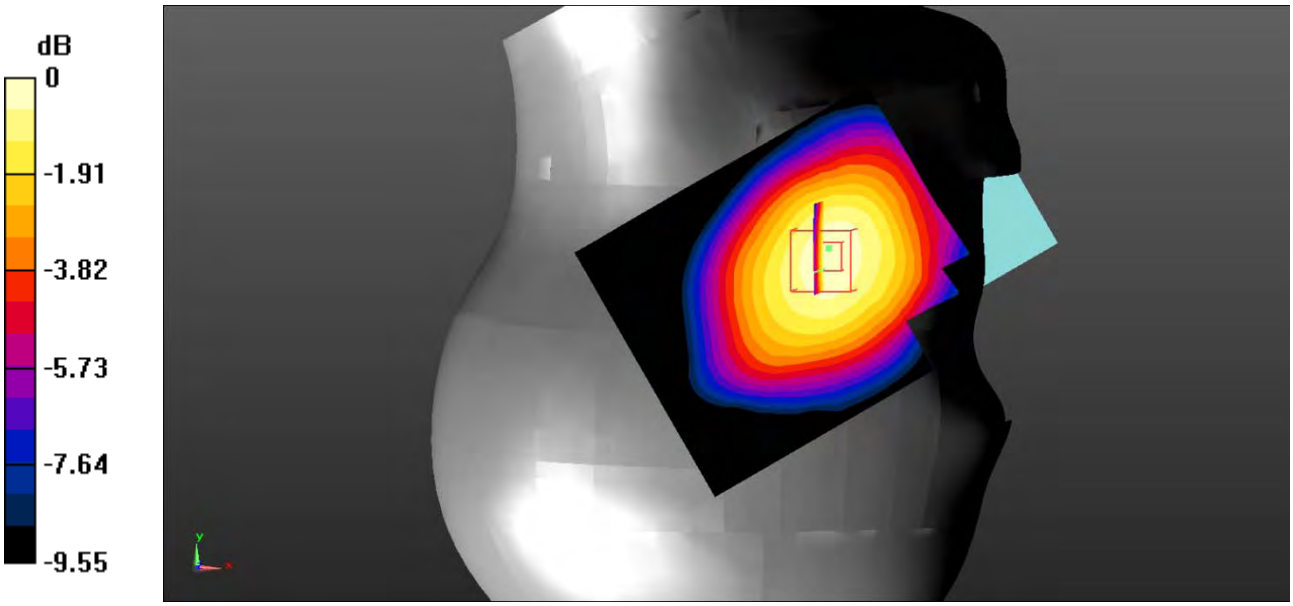

0 dB = 0.854 W/kg = -0.69 dBW/kg

Test Plot 91#: LTE Band 5_Head Right Cheek_1RB_Middle

DUT: Smart phone; Type: X400; Serial: 19051500202;

Communication System: Generic FDD-LTE; Frequency: 836.5 MHz;Duty Cycle: 1:1
Medium parameters used: f = 836.5 MHz; σ = 0.89 S/m; ε_r = 41.996; ρ = 1000 kg/m^3 ;
Phantom section: Right Section

DASY5 Configuration:

- Probe: EX3DV4 - SN7522; ConvF(9.46, 9.46, 9.46); Calibrated: 11/2/2018;
- Sensor-Surface: 4mm (Mechanical Surface Detection)
- Electronics: DAE4 SN1562;Calibrated: 11/6/2018
- Phantom: SAM-Twin V8.0 P1aP2a; Type: QD 000 P41 AA; Serial: 1962
- Measurement SW: DASY52, Version 52.10 (2);

Area Scan (101x121x1): Interpolated grid: dx=1.000 mm, dy=1.000 mm
Maximum value of SAR (interpolated) = 0.828 W/kg

Zoom Scan (5x5x7)/Cube 0: Measurement grid: dx=8mm, dy=8mm, dz=5mm
Reference Value = 10.31 V/m; Power Drift = 0.02 dB
Peak SAR (extrapolated) = 0.983 W/kg
SAR(1 g) = 0.816 W/kg; SAR(10 g) = 0.617 W/kg
Maximum value of SAR (measured) = 0.847 W/kg



0 dB = 0.847 W/kg = -0.72 dBW/kg

Test Plot 92#: LTE Band 5_Head Right Cheek_1RB_High

DUT: Smart phone; Type: X400; Serial: 19051500202;

Communication System: Generic FDD-LTE; Frequency: 844 MHz;Duty Cycle: 1:1
Medium parameters used: f = 844 MHz; σ = 0.892 S/m; ε_r = 41.959; ρ = 1000 kg/m^3 ;
Phantom section: Right Section

DASY5 Configuration:

- Probe: EX3DV4 - SN7522; ConvF(9.46, 9.46, 9.46); Calibrated: 11/2/2018;
- Sensor-Surface: 4mm (Mechanical Surface Detection)
- Electronics: DAE4 SN1562;Calibrated: 11/6/2018
- Phantom: SAM-Twin V8.0 P1aP2a; Type: QD 000 P41 AA; Serial: 1962
- Measurement SW: DASY52, Version 52.10 (2);

Area Scan (101x121x1): Interpolated grid: dx=1.000 mm, dy=1.000 mm
Maximum value of SAR (interpolated) = 0.827 W/kg

Zoom Scan (5x5x7)/Cube 0: Measurement grid: dx=8mm, dy=8mm, dz=5mm
Reference Value = 10.99 V/m; Power Drift = -0.49 dB
Peak SAR (extrapolated) = 1.01 W/kg
SAR(1 g) = 0.844 W/kg; SAR(10 g) = 0.638 W/kg
Maximum value of SAR (measured) = 0.875 W/kg

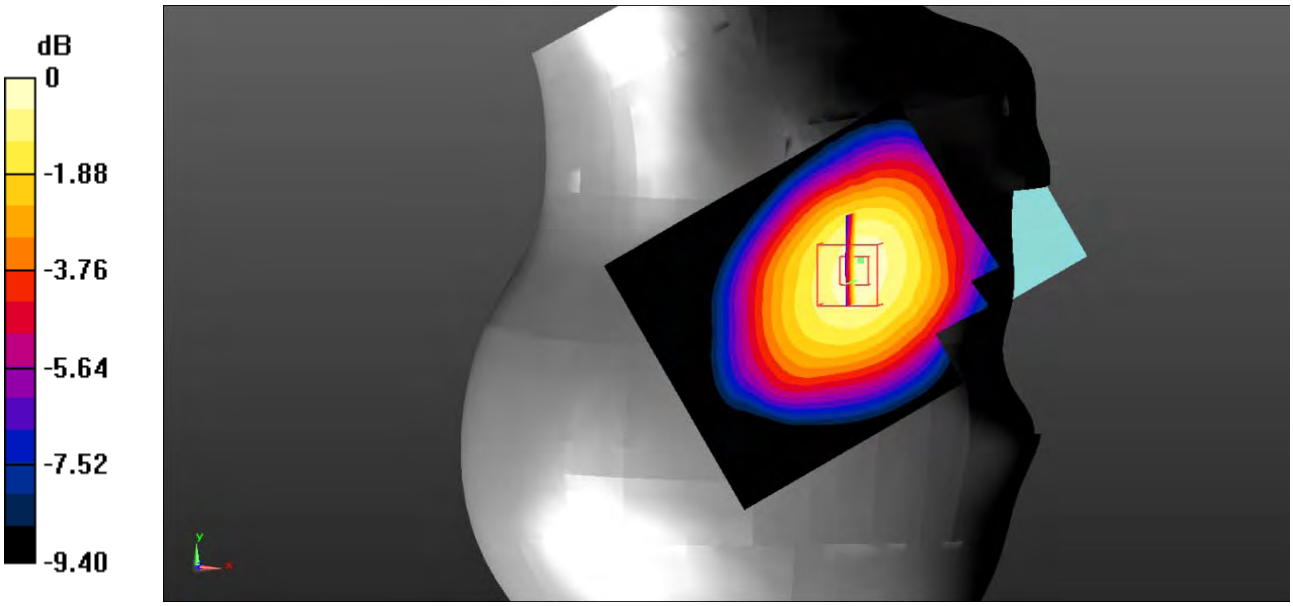

0 dB = 0.875 W/kg = -0.58 dBW/kg

Test Plot 93#: LTE Band 5_Head Right Cheek_50%RB_Middle

DUT: Smart phone; Type: X400; Serial: 19051500202;

Communication System: Generic FDD-LTE; Frequency: 836.5 MHz;Duty Cycle: 1:1
Medium parameters used: f = 836.5 MHz; σ = 0.89 S/m; ε_r = 41.996; ρ = 1000 kg/m^3 ;
Phantom section: Right Section

DASY5 Configuration:

- Probe: EX3DV4 - SN7522; ConvF(9.46, 9.46, 9.46); Calibrated: 11/2/2018;
- Sensor-Surface: 4mm (Mechanical Surface Detection)
- Electronics: DAE4 SN1562;Calibrated: 11/6/2018
- Phantom: SAM-Twin V8.0 P1aP2a; Type: QD 000 P41 AA; Serial: 1962
- Measurement SW: DASY52, Version 52.10 (2);

Area Scan (101x121x1): Interpolated grid: dx=1.000 mm, dy=1.000 mm
Maximum value of SAR (interpolated) = 0.733 W/kg

Zoom Scan (5x5x7)/Cube 0: Measurement grid: dx=8mm, dy=8mm, dz=5mm
Reference Value = 10.75 V/m; Power Drift = 0.27 dB
Peak SAR (extrapolated) = 0.872 W/kg
SAR(1 g) = 0.722 W/kg; SAR(10 g) = 0.546 W/kg
Maximum value of SAR (measured) = 0.755 W/kg

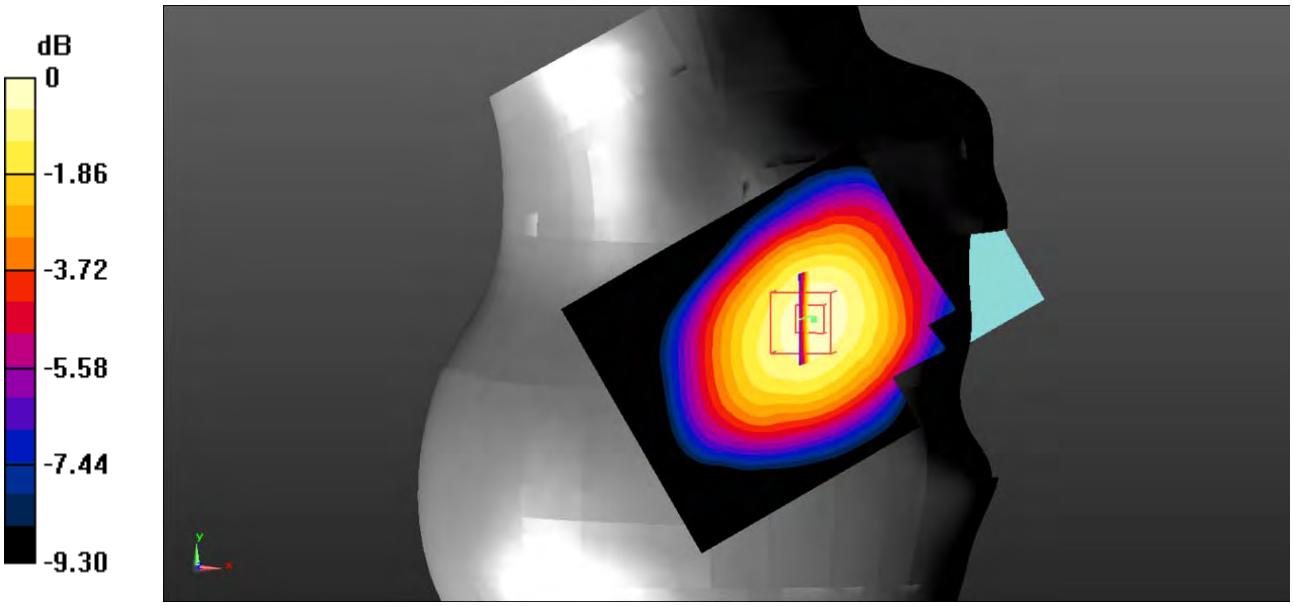

0 dB = 0.755 W/kg = -1.22 dBW/kg

Test Plot 94#: LTE Band 5_Head Right Cheek_100%RB_Middle

DUT: Smart phone; Type: X400; Serial: 19051500202;

Communication System: Generic FDD-LTE; Frequency: 836.5 MHz;Duty Cycle: 1:1
Medium parameters used: f = 836.5 MHz; σ = 0.89 S/m; ε_r = 41.996; ρ = 1000 kg/m^3 ;
Phantom section: Right Section

DASY5 Configuration:

- Probe: EX3DV4 - SN7522; ConvF(9.46, 9.46, 9.46); Calibrated: 11/2/2018;
- Sensor-Surface: 4mm (Mechanical Surface Detection)
- Electronics: DAE4 SN1562;Calibrated: 11/6/2018
- Phantom: SAM-Twin V8.0 P1aP2a; Type: QD 000 P41 AA; Serial: 1962
- Measurement SW: DASY52, Version 52.10 (2);

Area Scan (61x81x1): Interpolated grid: dx=1.500 mm, dy=1.500 mm
Maximum value of SAR (interpolated) = 0.699 W/kg

Zoom Scan (5x5x7)/Cube 0: Measurement grid: dx=8mm, dy=8mm, dz=5mm
Reference Value = 10.37 V/m; Power Drift = -0.49 dB
Peak SAR (extrapolated) = 0.832 W/kg
SAR(1 g) = 0.668 W/kg; SAR(10 g) = 0.491 W/kg
Maximum value of SAR (measured) = 0.700 W/kg

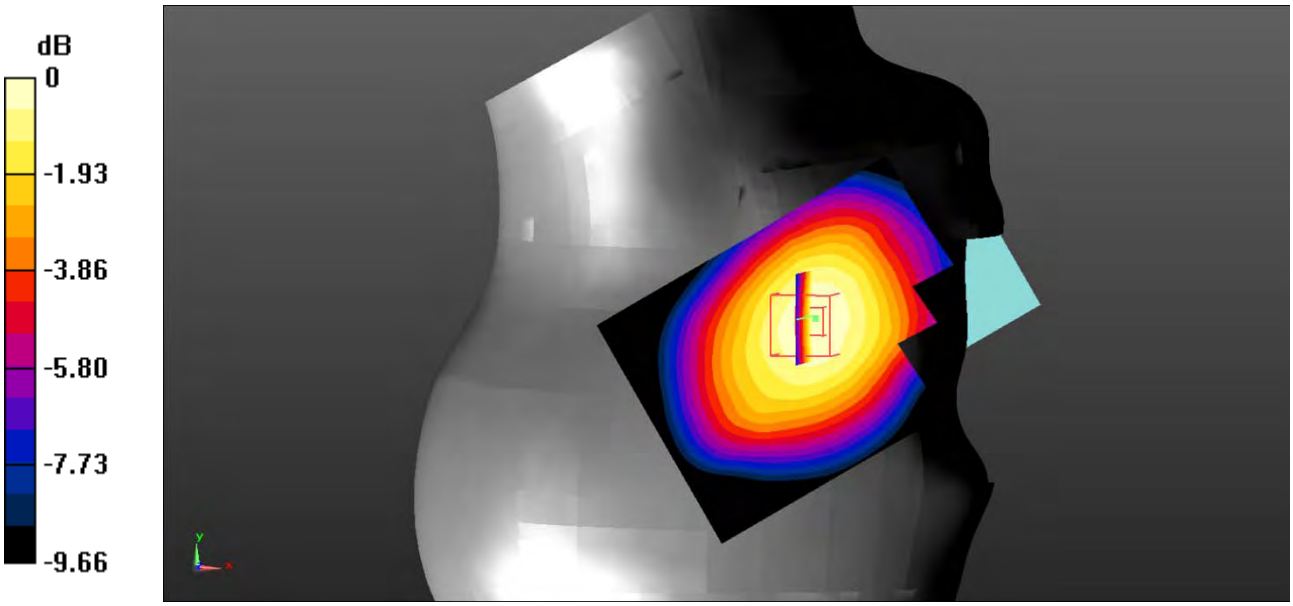

0 dB = 0.700 W/kg = -1.55 dBW/kg

Test Plot 95#: LTE Band 5_Head Right Tilt_1RB_Middle

DUT: Smart phone; Type: X400; Serial: 19051500202;

Communication System: Generic FDD-LTE; Frequency: 836.5 MHz;Duty Cycle: 1:1
Medium parameters used: f = 836.5 MHz; σ = 0.89 S/m; ε_r = 41.996; ρ = 1000 kg/m^3 ;
Phantom section: Right Section

DASY5 Configuration:

- Probe: EX3DV4 - SN7522; ConvF(9.46, 9.46, 9.46); Calibrated: 11/2/2018;
- Sensor-Surface: 4mm (Mechanical Surface Detection)
- Electronics: DAE4 SN1562;Calibrated: 11/6/2018
- Phantom: SAM-Twin V8.0 P1aP2a; Type: QD 000 P41 AA; Serial: 1962
- Measurement SW: DASY52, Version 52.10 (2);

Area Scan (101x121x1): Interpolated grid: dx=1.000 mm, dy=1.000 mm
Maximum value of SAR (interpolated) = 0.556 W/kg

Zoom Scan (5x5x7)/Cube 0: Measurement grid: dx=8mm, dy=8mm, dz=5mm
Reference Value = 16.72 V/m; Power Drift = -0.10 dB
Peak SAR (extrapolated) = 0.689 W/kg
SAR(1 g) = 0.545 W/kg; SAR(10 g) = 0.406 W/kg
Maximum value of SAR (measured) = 0.573 W/kg

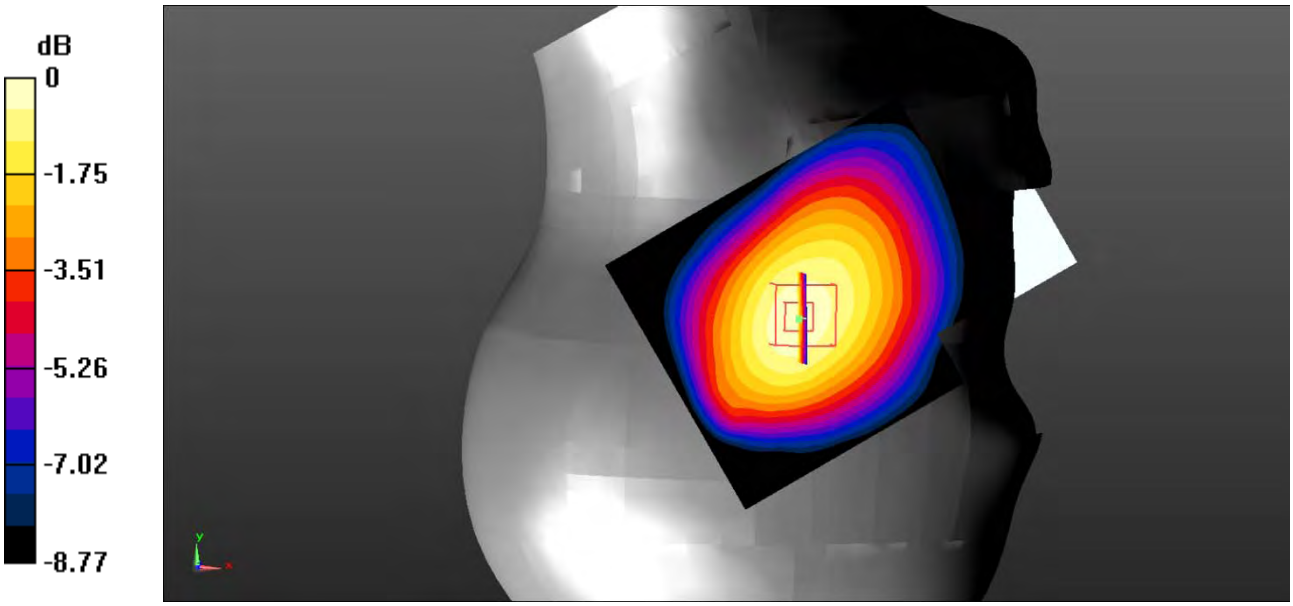

0 dB = 0.573 W/kg = -2.42 dBW/kg

Test Plot 96#: LTE Band 5_Head Right Tilt_50%RB_Middle

DUT: Smart phone; Type: X400; Serial: 19051500202;

Communication System: Generic FDD-LTE; Frequency: 836.5 MHz;Duty Cycle: 1:1
Medium parameters used: f = 836.5 MHz; σ = 0.89 S/m; ε_r = 41.996; ρ = 1000 kg/m^3 ;
Phantom section: Right Section

DASY5 Configuration:

- Probe: EX3DV4 - SN7522; ConvF(9.46, 9.46, 9.46); Calibrated: 11/2/2018;
- Sensor-Surface: 4mm (Mechanical Surface Detection)
- Electronics: DAE4 SN1562;Calibrated: 11/6/2018
- Phantom: SAM-Twin V8.0 P1aP2a; Type: QD 000 P41 AA; Serial: 1962
- Measurement SW: DASY52, Version 52.10 (2);

Area Scan (101x121x1): Interpolated grid: dx=1.000 mm, dy=1.000 mm
Maximum value of SAR (interpolated) = 0.464 W/kg

Zoom Scan (5x5x7)/Cube 0: Measurement grid: dx=8mm, dy=8mm, dz=5mm
Reference Value = 14.86 V/m; Power Drift = 0.04 dB
Peak SAR (extrapolated) = 0.560 W/kg
SAR(1 g) = 0.444 W/kg; SAR(10 g) = 0.331 W/kg
Maximum value of SAR (measured) = 0.466 W/kg

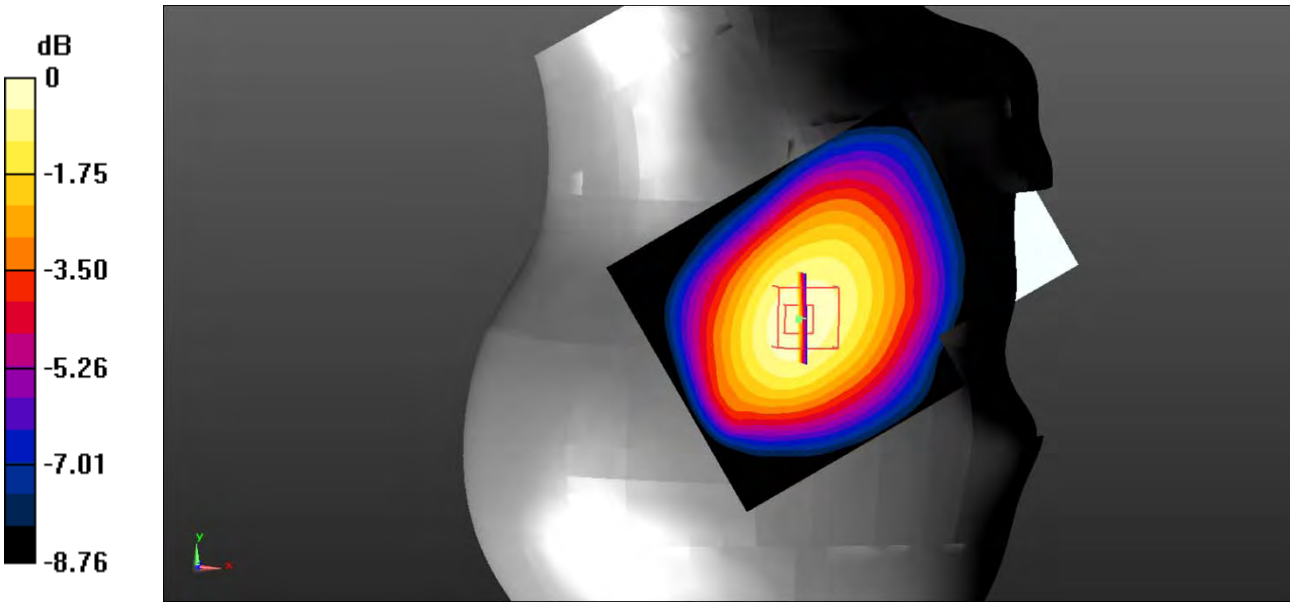

0 dB = 0.466 W/kg = -3.32 dBW/kg

Test Plot 97#: LTE Band 5_Body Back_1RB_Low

DUT: Smart phone; Type: X400; Serial: 19051500202;

Communication System: Generic FDD-LTE; Frequency: 829 MHz;Duty Cycle: 1:1
Medium parameters used: f = 829 MHz; σ = 0.952 S/m; ε_r = 57.308; ρ = 1000 kg/m^3 ;
Phantom section: Flat Section

DASY5 Configuration:

- Probe: EX3DV4 - SN7522; ConvF(9.54, 9.54, 9.54); Calibrated: 11/2/2018;
- Sensor-Surface: 4mm (Mechanical Surface Detection)
- Electronics: DAE4 SN1562;Calibrated: 11/6/2018
- Phantom: ELI V8.0 P1aP2a; Type: QD OVA 004 AA; Serial: 2092
- Measurement SW: DASY52, Version 52.10 (2);

Area Scan (101x121x1): Interpolated grid: dx=1.000 mm, dy=1.000 mm
Maximum value of SAR (interpolated) = 0.943 W/kg

Zoom Scan (5x5x7)/Cube 0: Measurement grid: dx=8mm, dy=8mm, dz=5mm
Reference Value = 30.54 V/m; Power Drift = -0.03 dB
Peak SAR (extrapolated) = 1.09 W/kg
SAR(1 g) = 0.884 W/kg; SAR(10 g) = 0.675 W/kg
Maximum value of SAR (measured) = 0.925 W/kg

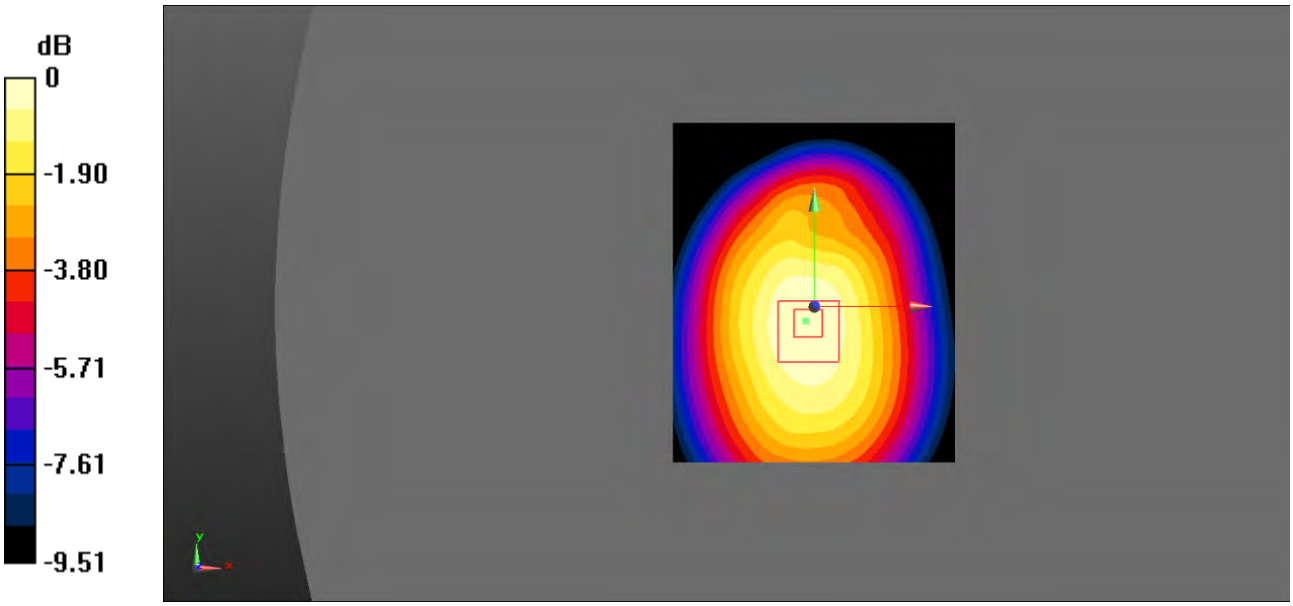

0 dB = 0.925 W/kg = -0.34 dBW/kg

Test Plot 98#: LTE Band 5_Body Back_1RB_Middle

DUT: Smart phone; Type: X400; Serial: 19051500202;

Communication System: Generic FDD-LTE; Frequency: 836.5 MHz;Duty Cycle: 1:1
Medium parameters used: f = 836.5 MHz; σ = 0.959 S/m; ε_r = 56.776; ρ = 1000 kg/m^3 ;
Phantom section: Flat Section

DASY5 Configuration:

- Probe: EX3DV4 - SN7522; ConvF(9.54, 9.54, 9.54); Calibrated: 11/2/2018;
- Sensor-Surface: 4mm (Mechanical Surface Detection)
- Electronics: DAE4 SN1562;Calibrated: 11/6/2018
- Phantom: ELI V8.0 P1aP2a; Type: QD OVA 004 AA; Serial: 2092
- Measurement SW: DASY52, Version 52.10 (2);

Area Scan (71x91x1): Interpolated grid: dx=1.500 mm, dy=1.500 mm
Maximum value of SAR (interpolated) = 1.01 W/kg

Zoom Scan (5x5x7)/Cube 0: Measurement grid: dx=8mm, dy=8mm, dz=5mm
Reference Value = 24.95 V/m; Power Drift = 0.02 dB
Peak SAR (extrapolated) = 1.20 W/kg
SAR(1 g) = 0.962 W/kg; SAR(10 g) = 0.733 W/kg
Maximum value of SAR (measured) = 1.01 W/kg

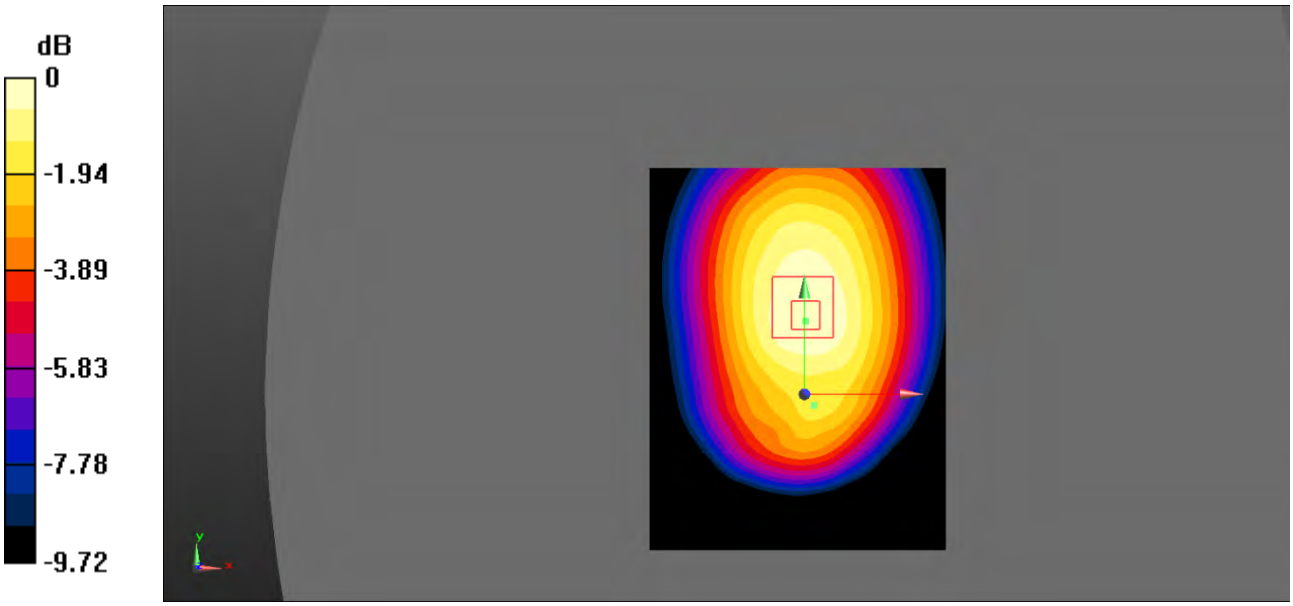

0 dB = 1.01 W/kg = 0.04 dBW/kg

Test Plot 99#: LTE Band 5_Body Back_1RB_High

DUT: Smart phone; Type: X400; Serial: 19051500202;

Communication System: Generic FDD-LTE; Frequency: 844 MHz;Duty Cycle: 1:1
Medium parameters used: f = 844 MHz; σ = 0.962 S/m; ε_r = 56.695; ρ = 1000 kg/m^3 ;
Phantom section: Flat Section

DASY5 Configuration:

- Probe: EX3DV4 - SN7522; ConvF(9.54, 9.54, 9.54); Calibrated: 11/2/2018;
- Sensor-Surface: 4mm (Mechanical Surface Detection)
- Electronics: DAE4 SN1562;Calibrated: 11/6/2018
- Phantom: ELI V8.0 P1aP2a; Type: QD OVA 004 AA; Serial: 2092
- Measurement SW: DASY52, Version 52.10 (2);

Area Scan (101x121x1): Interpolated grid: dx=1.000 mm, dy=1.000 mm
Maximum value of SAR (interpolated) = 0.926 W/kg

Zoom Scan (5x5x7)/Cube 0: Measurement grid: dx=8mm, dy=8mm, dz=5mm
Reference Value = 30.17 V/m; Power Drift = -0.00 dB
Peak SAR (extrapolated) = 1.08 W/kg
SAR(1 g) = 0.871 W/kg; SAR(10 g) = 0.668 W/kg
Maximum value of SAR (measured) = 0.912 W/kg

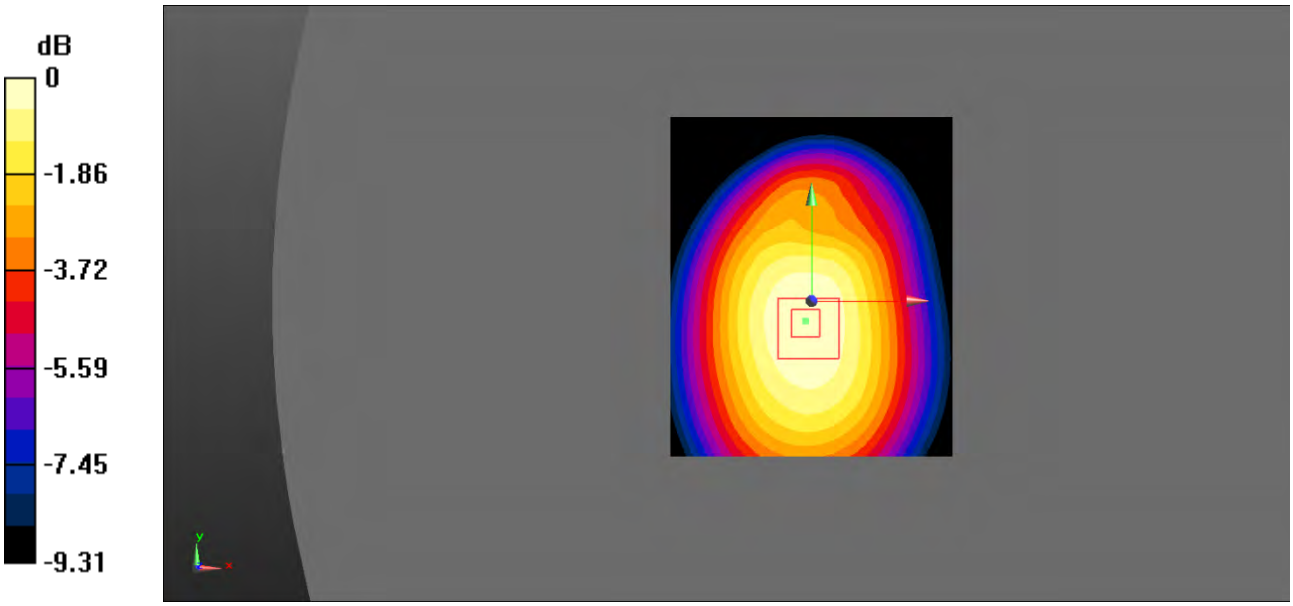

0 dB = 0.912 W/kg = -0.40 dBW/kg

Test Plot 100#: LTE Band 5_Body Back_50%RB_Low

DUT: Smart phone; Type: X400; Serial: 19051500202;

Communication System: Generic FDD-LTE; Frequency: 829 MHz;Duty Cycle: 1:1
Medium parameters used: f = 829 MHz; σ = 0.952 S/m; ε_r = 57.308; ρ = 1000 kg/m^3 ;
Phantom section: Flat Section

DASY5 Configuration:

- Probe: EX3DV4 - SN7522; ConvF(9.54, 9.54, 9.54); Calibrated: 11/2/2018;
- Sensor-Surface: 4mm (Mechanical Surface Detection)
- Electronics: DAE4 SN1562;Calibrated: 11/6/2018
- Phantom: ELI V8.0 P1aP2a; Type: QD OVA 004 AA; Serial: 2092
- Measurement SW: DASY52, Version 52.10 (2);

Area Scan (71x81x1): Interpolated grid: dx=1.500 mm, dy=1.500 mm
Maximum value of SAR (interpolated) = 0.779 W/kg

Zoom Scan (5x5x7)/Cube 0: Measurement grid: dx=8mm, dy=8mm, dz=5mm
Reference Value = 28.35 V/m; Power Drift = -0.10 dB
Peak SAR (extrapolated) = 0.938 W/kg
SAR(1 g) = 0.750 W/kg; SAR(10 g) = 0.567 W/kg
Maximum value of SAR (measured) = 0.786 W/kg

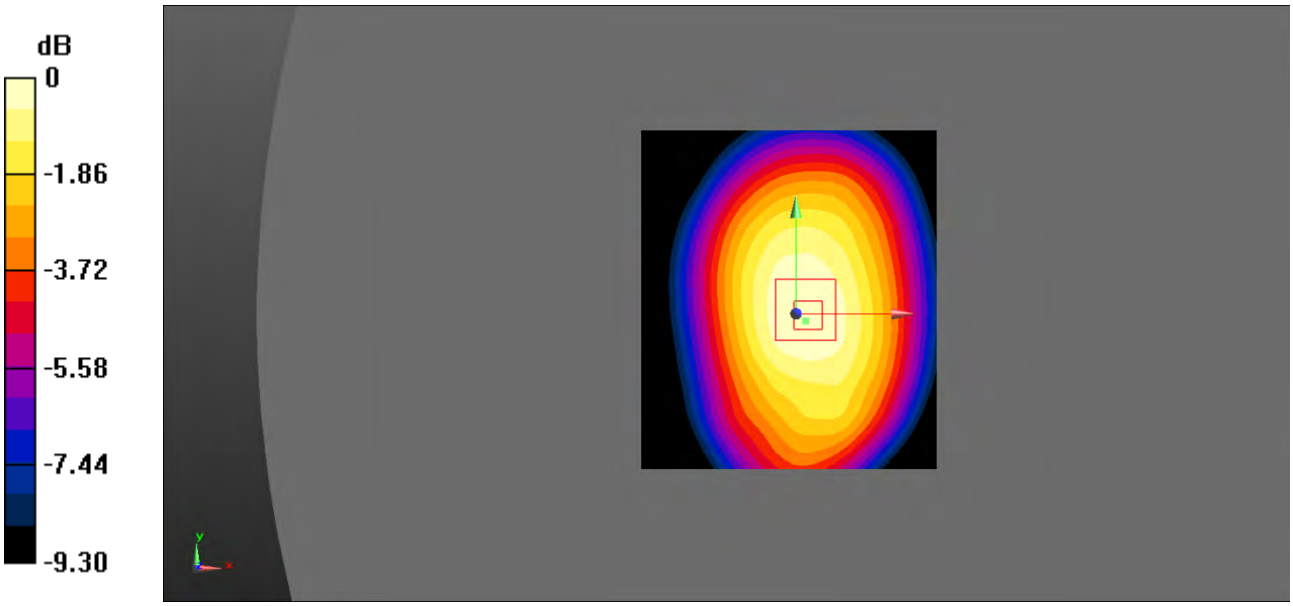

0 dB = 0.786 W/kg = -1.05 dBW/kg

Test Plot 101#: LTE Band 5_Body Back_50%RB_Middle

DUT: Smart phone; Type: X400; Serial: 19051500202;

Communication System: Generic FDD-LTE; Frequency: 836.5 MHz;Duty Cycle: 1:1
Medium parameters used: f = 836.5 MHz; σ = 0.959 S/m; ε_r = 56.776; ρ = 1000 kg/m^3 ;
Phantom section: Flat Section

DASY5 Configuration:

- Probe: EX3DV4 - SN7522; ConvF(9.54, 9.54, 9.54); Calibrated: 11/2/2018;
- Sensor-Surface: 4mm (Mechanical Surface Detection)
- Electronics: DAE4 SN1562;Calibrated: 11/6/2018
- Phantom: ELI V8.0 P1aP2a; Type: QD OVA 004 AA; Serial: 2092
- Measurement SW: DASY52, Version 52.10 (2);

Area Scan (71x91x1): Interpolated grid: dx=1.500 mm, dy=1.500 mm
Maximum value of SAR (interpolated) = 0.818 W/kg

Zoom Scan (5x5x7)/Cube 0: Measurement grid: dx=8mm, dy=8mm, dz=5mm
Reference Value = 22.79 V/m; Power Drift = -0.11 dB
Peak SAR (extrapolated) = 0.965 W/kg
SAR(1 g) = 0.779 W/kg; SAR(10 g) = 0.595 W/kg
Maximum value of SAR (measured) = 0.816 W/kg

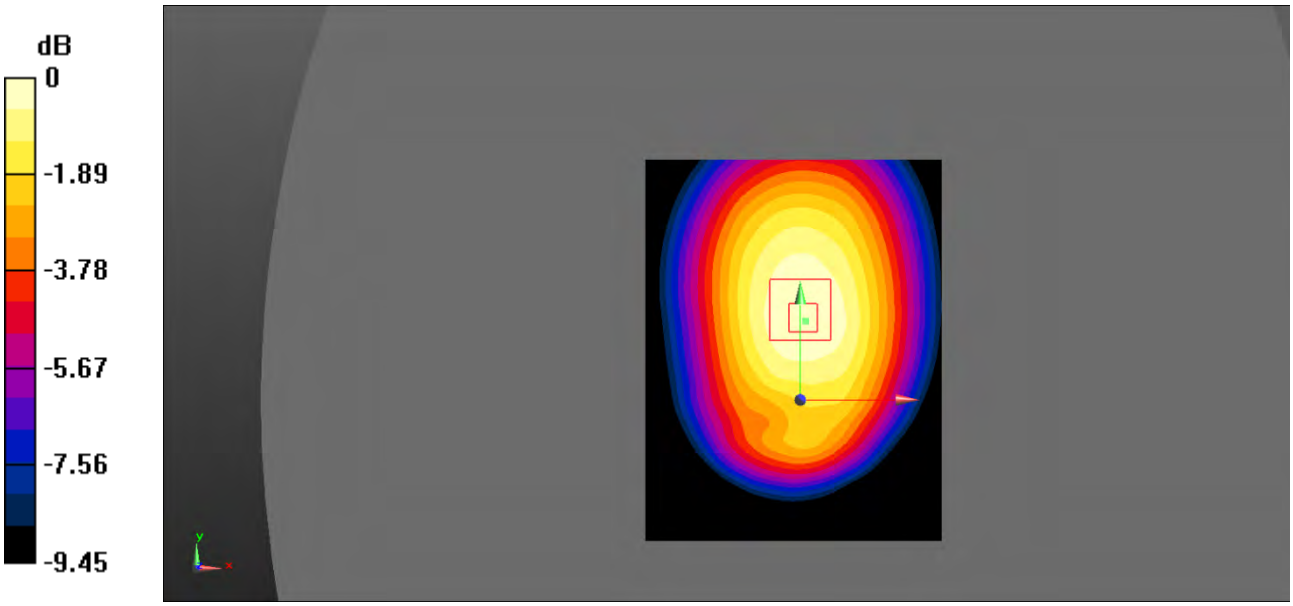

0 dB = 0.816 W/kg = -0.88 dBW/kg

Test Plot 102#: LTE Band 5_Body Back_50%RB_High

DUT: Smart phone; Type: X400; Serial: 19051500202;

Communication System: Generic FDD-LTE; Frequency: 844 MHz;Duty Cycle: 1:1
Medium parameters used: f = 844 MHz; σ = 0.962 S/m; ε_r = 56.695; ρ = 1000 kg/m^3 ;
Phantom section: Flat Section

DASY5 Configuration:

- Probe: EX3DV4 - SN7522; ConvF(9.54, 9.54, 9.54); Calibrated: 11/2/2018;
- Sensor-Surface: 4mm (Mechanical Surface Detection)
- Electronics: DAE4 SN1562;Calibrated: 11/6/2018
- Phantom: ELI V8.0 P1aP2a; Type: QD OVA 004 AA; Serial: 2092
- Measurement SW: DASY52, Version 52.10 (2);

Area Scan (71x81x1): Interpolated grid: dx=1.500 mm, dy=1.500 mm
Maximum value of SAR (interpolated) = 0.799 W/kg

Zoom Scan (5x5x7)/Cube 0: Measurement grid: dx=8mm, dy=8mm, dz=5mm
Reference Value = 28.35 V/m; Power Drift = -0.01 dB
Peak SAR (extrapolated) = 0.946 W/kg
SAR(1 g) = 0.761 W/kg; SAR(10 g) = 0.577 W/kg
Maximum value of SAR (measured) = 0.797 W/kg

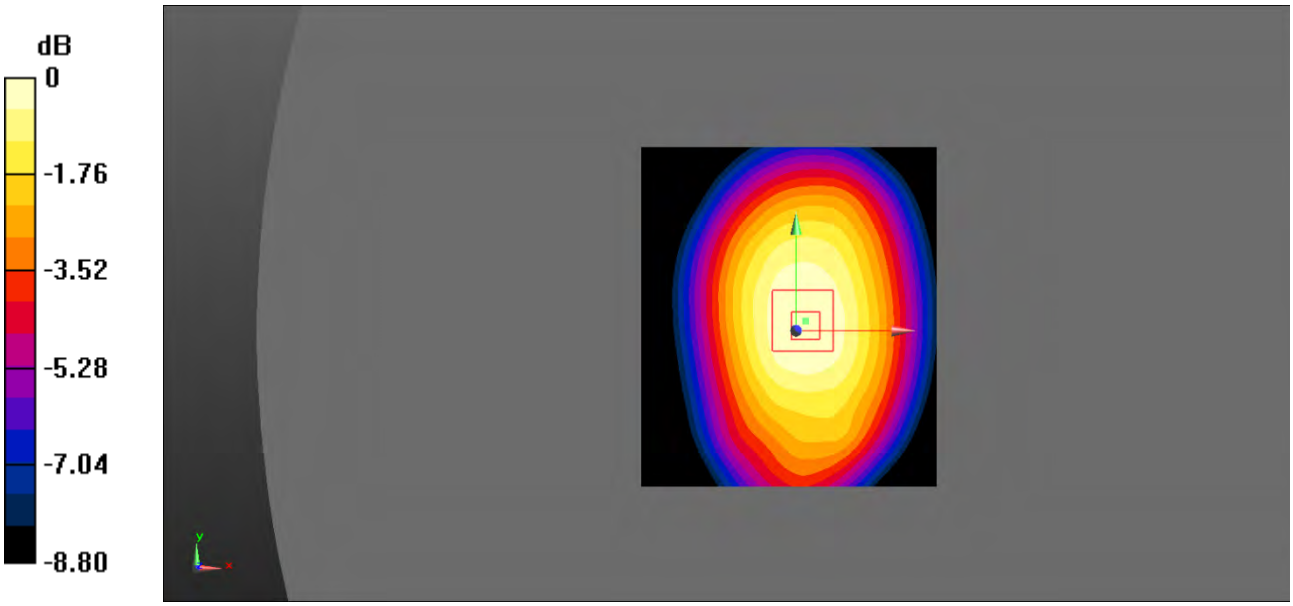

0 dB = 0.797 W/kg = -0.99 dBW/kg

Test Plot 103#: LTE Band 5_Body Back_100%RB_Middle

DUT: Smart phone; Type: X400; Serial: 19051500202;

Communication System: Generic FDD-LTE; Frequency: 836.5 MHz;Duty Cycle: 1:1
Medium parameters used: f = 836.5 MHz; σ = 0.959 S/m; ε_r = 56.776; ρ = 1000 kg/m^3 ;
Phantom section: Flat Section

DASY5 Configuration:

- Probe: EX3DV4 - SN7522; ConvF(9.54, 9.54, 9.54); Calibrated: 11/2/2018;
- Sensor-Surface: 4mm (Mechanical Surface Detection)
- Electronics: DAE4 SN1562;Calibrated: 11/6/2018
- Phantom: ELI V8.0 P1aP2a; Type: QD OVA 004 AA; Serial: 2092
- Measurement SW: DASY52, Version 52.10 (2);

Area Scan (101x121x1): Interpolated grid: dx=1.000 mm, dy=1.000 mm
Maximum value of SAR (interpolated) = 0.729 W/kg

Zoom Scan (5x5x7)/Cube 0: Measurement grid: dx=8mm, dy=8mm, dz=5mm
Reference Value = 27.01 V/m; Power Drift = -0.07 dB
Peak SAR (extrapolated) = 0.853 W/kg
SAR(1 g) = 0.690 W/kg; SAR(10 g) = 0.528 W/kg
Maximum value of SAR (measured) = 0.722 W/kg

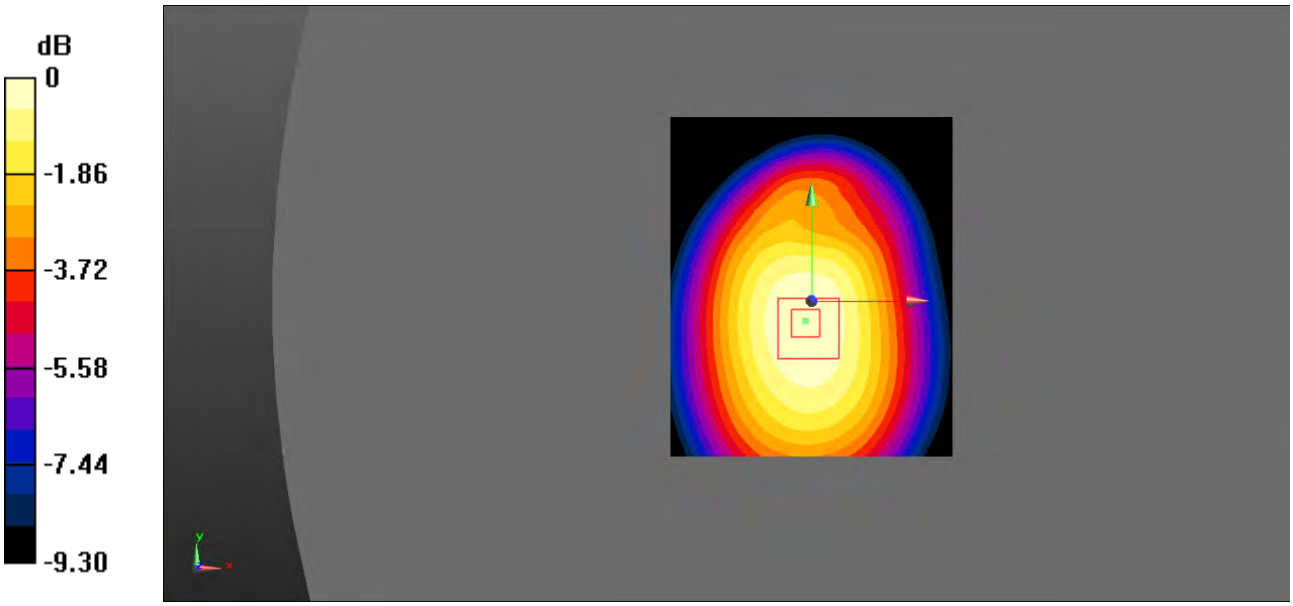

0 dB = 0.722 W/kg = -1.41 dBW/kg

Test Plot 104#: LTE Band 5_Body Left_1RB_Middle

DUT: Smart phone; Type: X400; Serial: 19051500202;

Communication System: Generic FDD-LTE; Frequency: 836.5 MHz;Duty Cycle: 1:1
Medium parameters used: f = 836.5 MHz; σ = 0.959 S/m; ε_r = 56.776; ρ = 1000 kg/m^3 ;
Phantom section: Flat Section

DASY5 Configuration:

- Probe: EX3DV4 - SN7522; ConvF(9.54, 9.54, 9.54); Calibrated: 11/2/2018;
- Sensor-Surface: 4mm (Mechanical Surface Detection)
- Electronics: DAE4 SN1562;Calibrated: 11/6/2018
- Phantom: ELI V8.0 P1aP2a; Type: QD OVA 004 AA; Serial: 2092
- Measurement SW: DASY52, Version 52.10 (2);

Area Scan (101x121x1): Interpolated grid: dx=1.000 mm, dy=1.000 mm
Maximum value of SAR (interpolated) = 0.580 W/kg

Zoom Scan (5x5x7)/Cube 0: Measurement grid: dx=8mm, dy=8mm, dz=5mm
Reference Value = 23.38 V/m; Power Drift = 0.06 dB
Peak SAR (extrapolated) = 0.751 W/kg
SAR(1 g) = 0.556 W/kg; SAR(10 g) = 0.400 W/kg
Maximum value of SAR (measured) = 0.589 W/kg

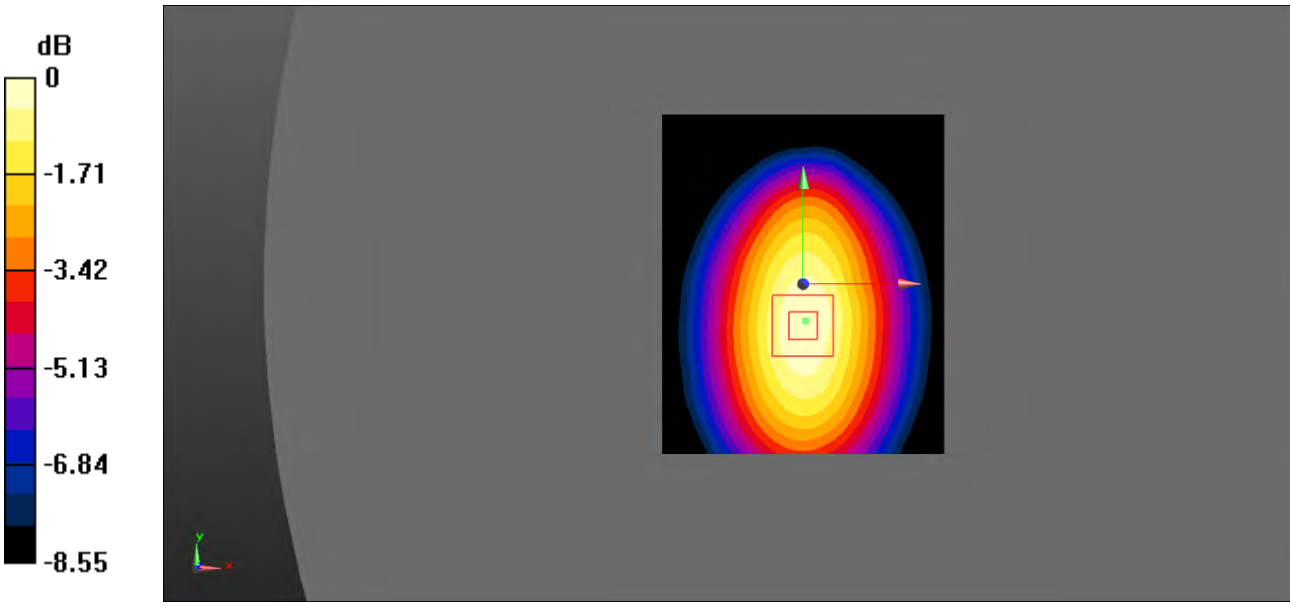

0 dB = 0.589 W/kg = -2.30 dBW/kg

Test Plot 105#: LTE Band 5_Body Left_50%RB_Middle

DUT: Smart phone; Type: X400; Serial: 19051500202;

Communication System: Generic FDD-LTE; Frequency: 836.5 MHz;Duty Cycle: 1:1
Medium parameters used: f = 836.5 MHz; σ = 0.959 S/m; ε_r = 56.776; ρ = 1000 kg/m^3 ;
Phantom section: Flat Section

DASY5 Configuration:

- Probe: EX3DV4 - SN7522; ConvF(9.54, 9.54, 9.54); Calibrated: 11/2/2018;
- Sensor-Surface: 4mm (Mechanical Surface Detection)
- Electronics: DAE4 SN1562;Calibrated: 11/6/2018
- Phantom: ELI V8.0 P1aP2a; Type: QD OVA 004 AA; Serial: 2092
- Measurement SW: DASY52, Version 52.10 (2);

Area Scan (101x121x1): Interpolated grid: dx=1.000 mm, dy=1.000 mm
Maximum value of SAR (interpolated) = 0.486 W/kg

Zoom Scan (5x5x7)/Cube 0: Measurement grid: dx=8mm, dy=8mm, dz=5mm
Reference Value = 21.11 V/m; Power Drift = 0.03 dB
Peak SAR (extrapolated) = 0.635 W/kg
SAR(1 g) = 0.451 W/kg; SAR(10 g) = 0.324 W/kg
Maximum value of SAR (measured) = 0.478 W/kg

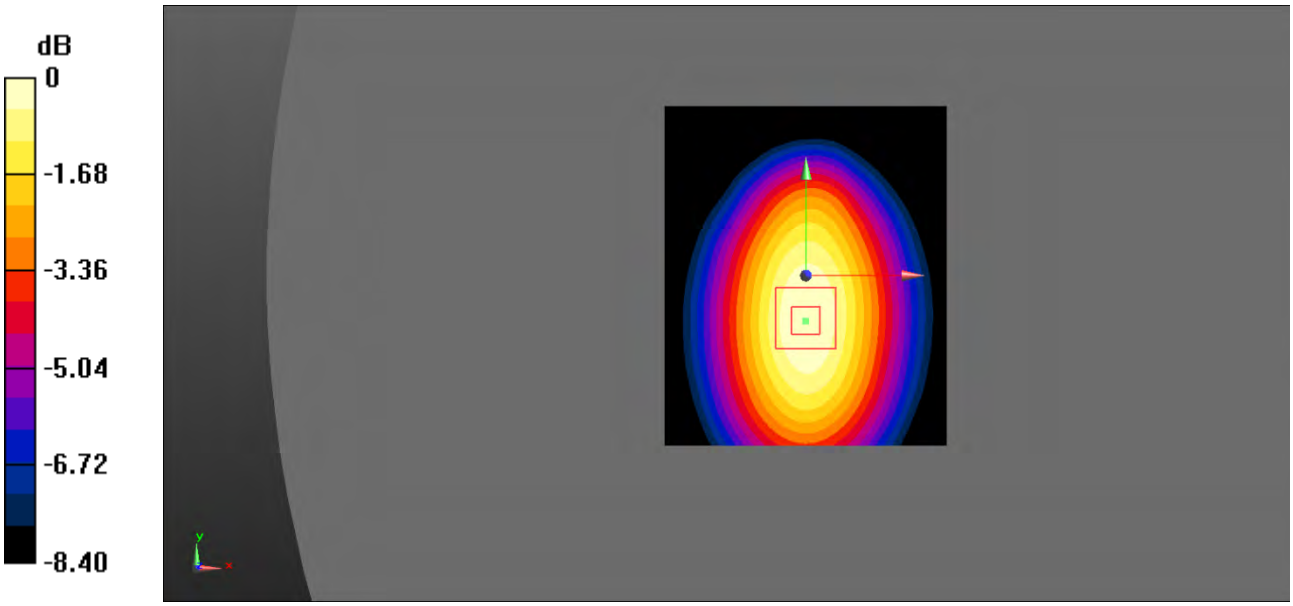

0 dB = 0.478 W/kg = -3.21 dBW/kg

Test Plot 106#: LTE Band 5_Body Right_1RB_Middle

DUT: Smart phone; Type: X400; Serial: 19051500202;

Communication System: Generic FDD-LTE; Frequency: 836.5 MHz;Duty Cycle: 1:1
Medium parameters used: f = 836.5 MHz; σ = 0.959 S/m; ε_r = 56.776; ρ = 1000 kg/m^3 ;
Phantom section: Flat Section

DASY5 Configuration:

- Probe: EX3DV4 - SN7522; ConvF(9.54, 9.54, 9.54); Calibrated: 11/2/2018;
- Sensor-Surface: 4mm (Mechanical Surface Detection)
- Electronics: DAE4 SN1562;Calibrated: 11/6/2018
- Phantom: ELI V8.0 P1aP2a; Type: QD OVA 004 AA; Serial: 2092
- Measurement SW: DASY52, Version 52.10 (2);

Area Scan (101x121x1): Interpolated grid: dx=1.000 mm, dy=1.000 mm
Maximum value of SAR (interpolated) = 0.657 W/kg

Zoom Scan (5x5x7)/Cube 0: Measurement grid: dx=8mm, dy=8mm, dz=5mm
Reference Value = 25.40 V/m; Power Drift = -0.14 dB
Peak SAR (extrapolated) = 0.826 W/kg
SAR(1 g) = 0.610 W/kg; SAR(10 g) = 0.436 W/kg
Maximum value of SAR (measured) = 0.647 W/kg

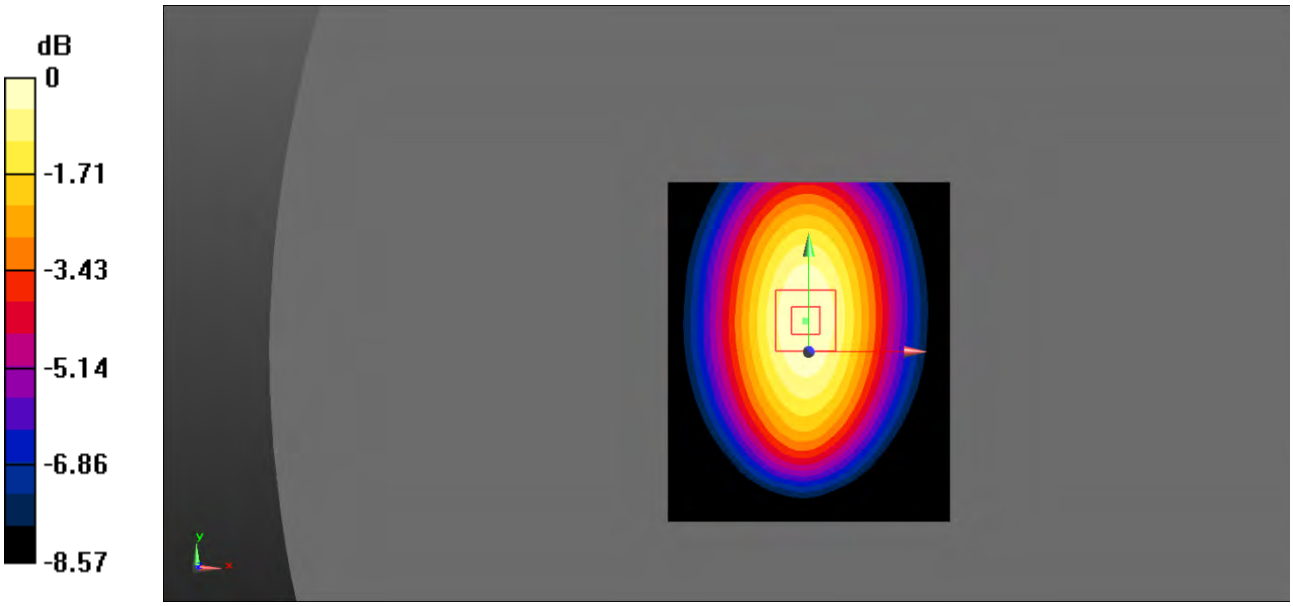

0 dB = 0.647 W/kg = -1.89 dBW/kg

Test Plot 107#: LTE Band 5_Body Right_50%RB_Middle

DUT: Smart phone; Type: X400; Serial: 19051500202;

Communication System: Generic FDD-LTE; Frequency: 836.5 MHz;Duty Cycle: 1:1
Medium parameters used: f = 836.5 MHz; σ = 0.959 S/m; ε_r = 56.776; ρ = 1000 kg/m^3 ;
Phantom section: Flat Section

DASY5 Configuration:

- Probe: EX3DV4 - SN7522; ConvF(9.54, 9.54, 9.54); Calibrated: 11/2/2018;
- Sensor-Surface: 4mm (Mechanical Surface Detection)
- Electronics: DAE4 SN1562;Calibrated: 11/6/2018
- Phantom: ELI V8.0 P1aP2a; Type: QD OVA 004 AA; Serial: 2092
- Measurement SW: DASY52, Version 52.10 (2);

Area Scan (71x91x1): Interpolated grid: dx=1.500 mm, dy=1.500 mm
Maximum value of SAR (interpolated) = 0.553 W/kg

Zoom Scan (5x5x7)/Cube 0: Measurement grid: dx=8mm, dy=8mm, dz=5mm
Reference Value = 23.14 V/m; Power Drift = -0.06 dB
Peak SAR (extrapolated) = 0.709 W/kg
SAR(1 g) = 0.523 W/kg; SAR(10 g) = 0.373 W/kg
Maximum value of SAR (measured) = 0.555 W/kg

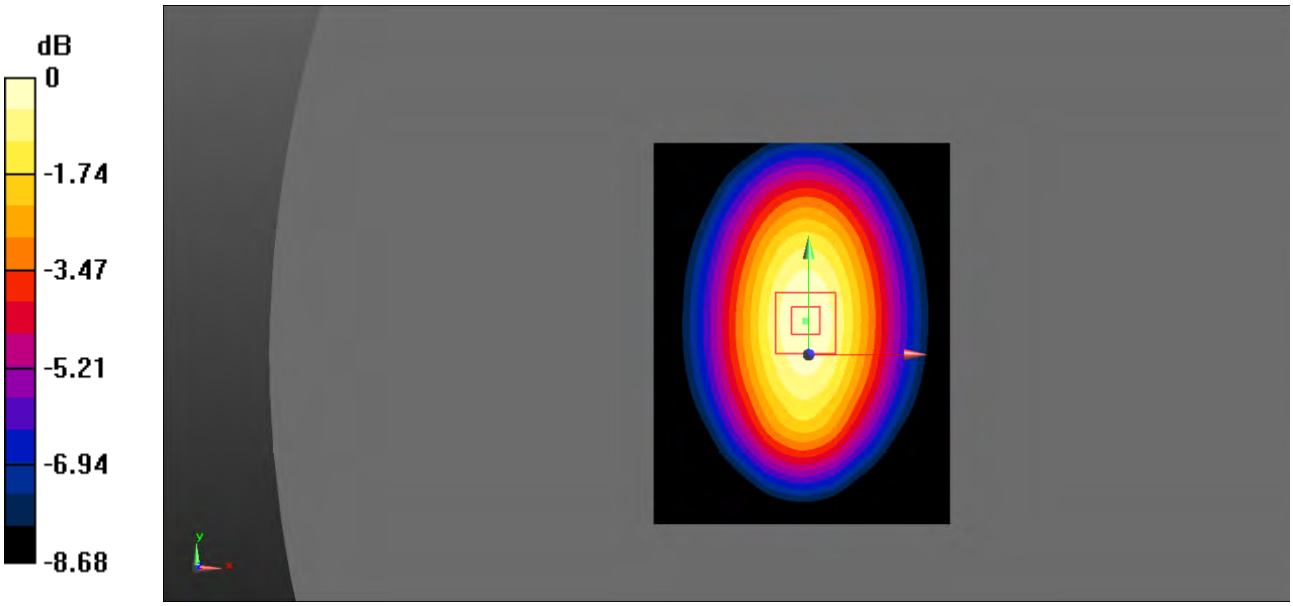

0 dB = 0.555 W/kg = -2.56 dBW/kg

Test Plot 108#: LTE Band 5_Body Bottom_1RB_Middle

DUT: Smart phone; Type: X400; Serial: 19051500202;

Communication System: Generic FDD-LTE; Frequency: 836.5 MHz;Duty Cycle: 1:1
Medium parameters used: f = 836.5 MHz; σ = 0.959 S/m; ε_r = 56.776; ρ = 1000 kg/m^3 ;
Phantom section: Flat Section

DASY5 Configuration:

- Probe: EX3DV4 - SN7522; ConvF(9.54, 9.54, 9.54); Calibrated: 11/2/2018;
- Sensor-Surface: 4mm (Mechanical Surface Detection)
- Electronics: DAE4 SN1562;Calibrated: 11/6/2018
- Phantom: ELI V8.0 P1aP2a; Type: QD OVA 004 AA; Serial: 2092
- Measurement SW: DASY52, Version 52.10 (2);

Area Scan (71x91x1): Interpolated grid: dx=1.500 mm, dy=1.500 mm
Maximum value of SAR (interpolated) = 0.212 W/kg

Zoom Scan (5x5x7)/Cube 0: Measurement grid: dx=8mm, dy=8mm, dz=5mm
Reference Value = 9.982 V/m; Power Drift = 0.21 dB
Peak SAR (extrapolated) = 0.325 W/kg
SAR(1 g) = 0.192 W/kg; SAR(10 g) = 0.110 W/kg
Maximum value of SAR (measured) = 0.212 W/kg

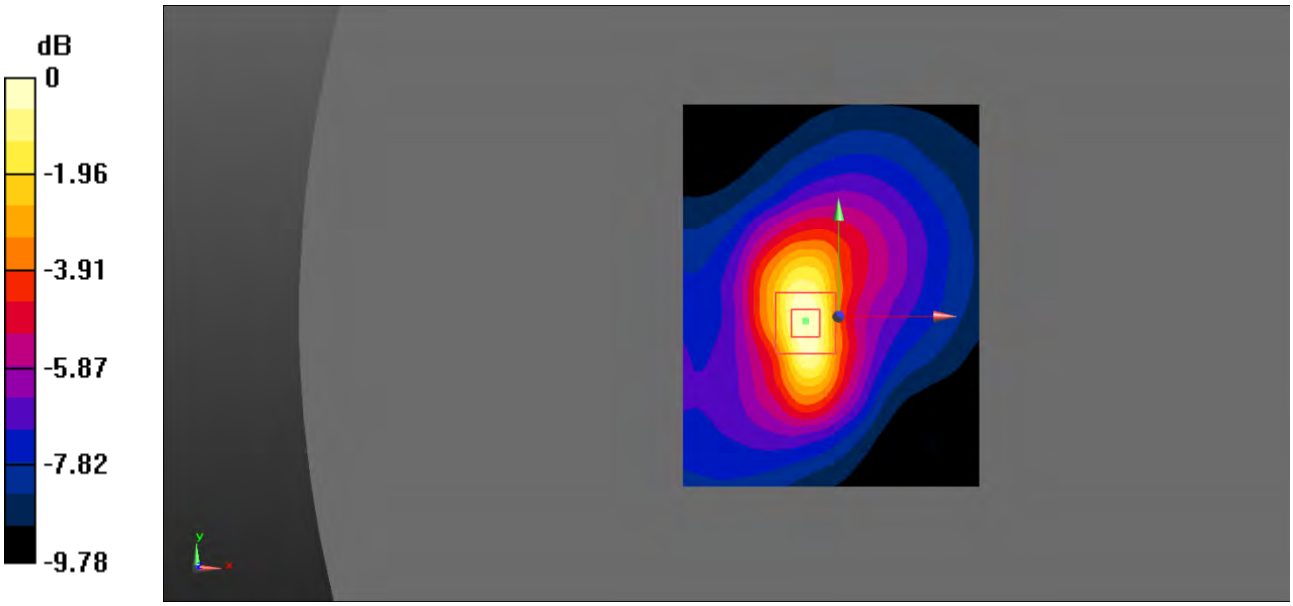

0 dB = 0.212 W/kg = -6.74 dBW/kg

Test Plot 109#: LTE Band 5_Body Bottom_50%RB_Middle

DUT: Smart phone; Type: X400; Serial: 19051500202;

Communication System: Generic FDD-LTE; Frequency: 836.5 MHz;Duty Cycle: 1:1
Medium parameters used: f = 836.5 MHz; σ = 0.959 S/m; ε_r = 56.776; ρ = 1000 kg/m^3 ;
Phantom section: Flat Section

DASY5 Configuration:

- Probe: EX3DV4 - SN7522; ConvF(9.54, 9.54, 9.54); Calibrated: 11/2/2018;
- Sensor-Surface: 4mm (Mechanical Surface Detection)
- Electronics: DAE4 SN1562;Calibrated: 11/6/2018
- Phantom: ELI V8.0 P1aP2a; Type: QD OVA 004 AA; Serial: 2092
- Measurement SW: DASY52, Version 52.10 (2);

Area Scan (71x91x1): Interpolated grid: dx=1.500 mm, dy=1.500 mm
Maximum value of SAR (interpolated) = 0.173 W/kg

Zoom Scan (5x5x7)/Cube 0: Measurement grid: dx=8mm, dy=8mm, dz=5mm
Reference Value = 8.989 V/m; Power Drift = 0.18 dB
Peak SAR (extrapolated) = 0.269 W/kg
SAR(1 g) = 0.156 W/kg; SAR(10 g) = 0.090 W/kg
Maximum value of SAR (measured) = 0.172 W/kg

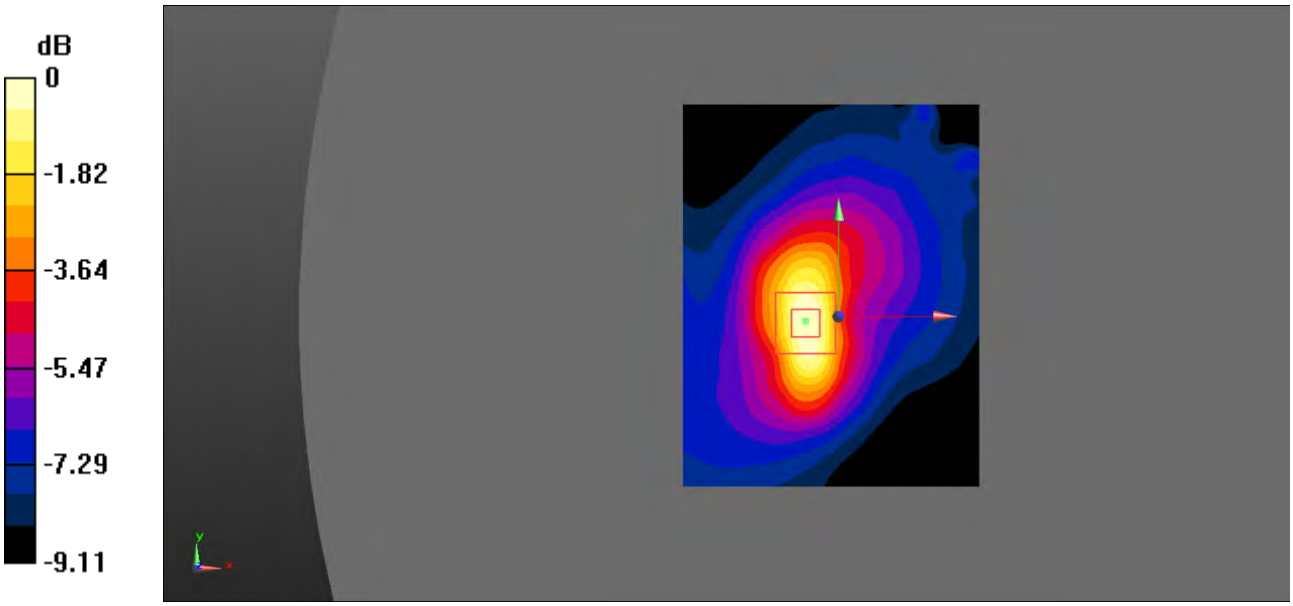

0 dB = 0.172 W/kg = -7.64 dBW/kg

Test Plot 110#: LTE Band 7_Head Left Cheek_1RB_Middle

DUT: Smart phone; Type: X400; Serial: 19051500202;

Communication System: Generic FDD-LTE; Frequency: 2535 MHz;Duty Cycle: 1:1
Medium parameters used: f = 2535 MHz; σ = 1.911 S/m; ε_r = 39.633; ρ = 1000 kg/m^3 ;
Phantom section: Left Section

DASY5 Configuration:

- Probe: EX3DV4 - SN7522; ConvF(6.79, 6.79, 6.79); Calibrated: 11/2/2018;
- Sensor-Surface: 4mm (Mechanical Surface Detection)
- Electronics: DAE4 SN1562;Calibrated: 11/6/2018
- Phantom: SAM-Twin V8.0 P1aP2a; Type: QD 000 P41 AA; Serial: 1962
- Measurement SW: DASY52, Version 52.10 (2);

Area Scan (101x131x1): Interpolated grid: dx=1.000 mm, dy=1.000 mm
Maximum value of SAR (interpolated) = 0.545 W/kg

Zoom Scan (7x7x7)/Cube 0: Measurement grid: dx=5mm, dy=5mm, dz=5mm
Reference Value = 4.656 V/m; Power Drift = 0.42 dB
Peak SAR (extrapolated) = 0.833 W/kg
SAR(1 g) = 0.465 W/kg; SAR(10 g) = 0.234 W/kg
Maximum value of SAR (measured) = 0.543 W/kg

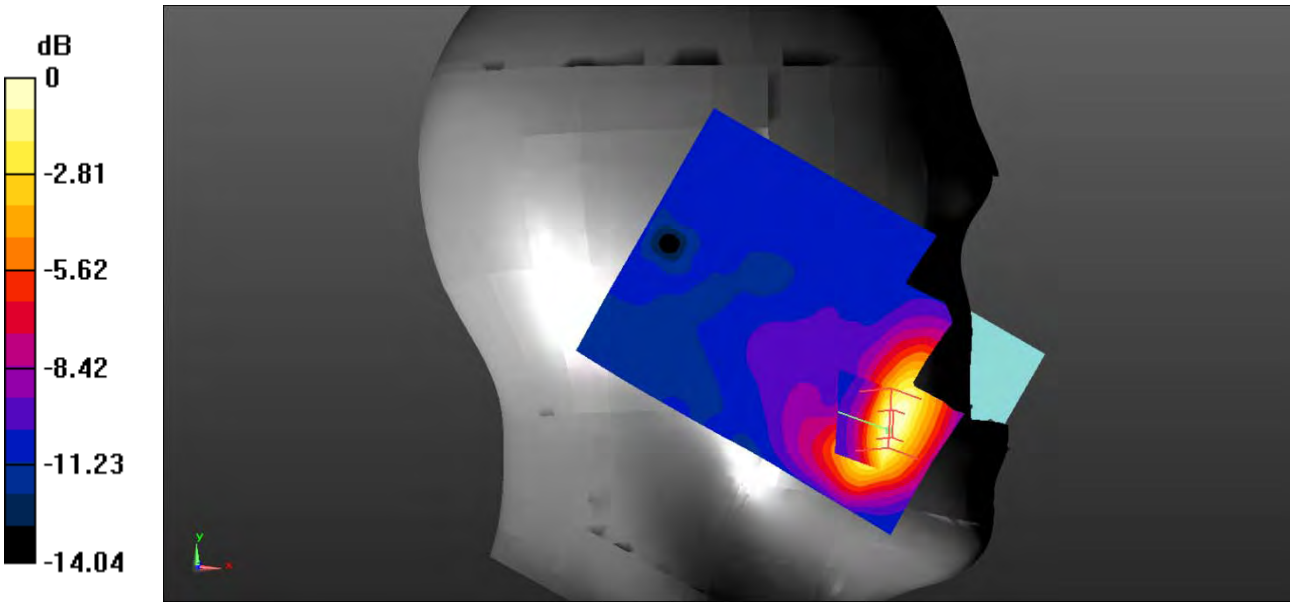

0 dB = 0.543 W/kg = -2.65 dBW/kg

Test Plot 111#: LTE Band 7_Head Left Cheek_50%RB_Middle

DUT: Smart phone; Type: X400; Serial: 19051500202;

Communication System: Generic FDD-LTE; Frequency: 2535 MHz;Duty Cycle: 1:1
Medium parameters used: f = 2535 MHz; σ = 1.911 S/m; ε_r = 39.633; ρ = 1000 kg/m^3 ;
Phantom section: Left Section

DASY5 Configuration:

- Probe: EX3DV4 - SN7522; ConvF(6.79, 6.79, 6.79); Calibrated: 11/2/2018;
- Sensor-Surface: 4mm (Mechanical Surface Detection)
- Electronics: DAE4 SN1562;Calibrated: 11/6/2018
- Phantom: SAM-Twin V8.0 P1aP2a; Type: QD 000 P41 AA; Serial: 1962
- Measurement SW: DASY52, Version 52.10 (2);

Area Scan (101x121x1): Interpolated grid: dx=1.000 mm, dy=1.000 mm
Maximum value of SAR (interpolated) = 0.661 W/kg

Zoom Scan (7x7x7)/Cube 0: Measurement grid: dx=5mm, dy=5mm, dz=5mm
Reference Value = 4.671 V/m; Power Drift = 0.49 dB
Peak SAR (extrapolated) = 1.02 W/kg
SAR(1 g) = 0.509 W/kg; SAR(10 g) = 0.258 W/kg
Maximum value of SAR (measured) = 0.565 W/kg

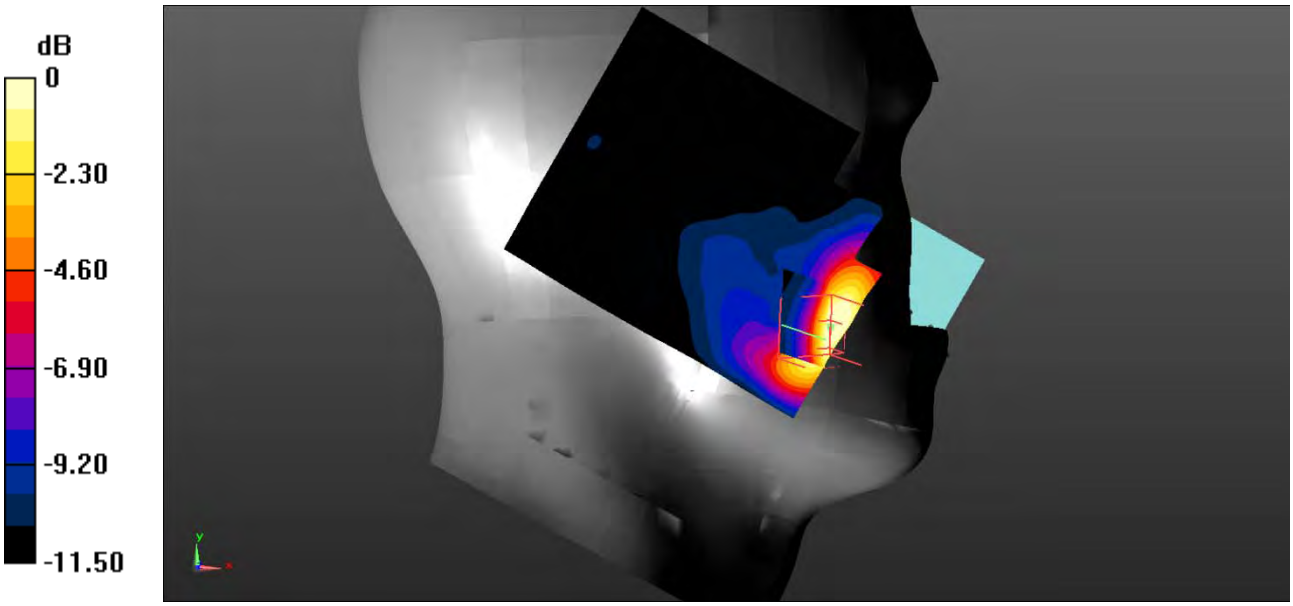

0 dB = 0.565 W/kg = -2.48 dBW/kg

Test Plot 112#: LTE Band 7_Head Left Tilt_1RB_Middle

DUT: Smart phone; Type: X400; Serial: 19051500202;

Communication System: Generic FDD-LTE; Frequency: 2535 MHz;Duty Cycle: 1:1
Medium parameters used: f = 2535 MHz; σ = 1.911 S/m; ε_r = 39.633; ρ = 1000 kg/m^3 ;
Phantom section: Left Section

DASY5 Configuration:

- Probe: EX3DV4 - SN7522; ConvF(6.79, 6.79, 6.79); Calibrated: 11/2/2018;
- Sensor-Surface: 4mm (Mechanical Surface Detection)
- Electronics: DAE4 SN1562;Calibrated: 11/6/2018
- Phantom: SAM-Twin V8.0 P1aP2a; Type: QD 000 P41 AA; Serial: 1962
- Measurement SW: DASY52, Version 52.10 (2);

Area Scan (101x121x1): Interpolated grid: dx=1.000 mm, dy=1.000 mm
Maximum value of SAR (interpolated) = 0.0941 W/kg

Zoom Scan (7x7x7)/Cube 0: Measurement grid: dx=5mm, dy=5mm, dz=5mm
Reference Value = 4.853 V/m; Power Drift = 0.41 dB
Peak SAR (extrapolated) = 0.101 W/kg
SAR(1 g) = 0.078 W/kg; SAR(10 g) = 0.062 W/kg
Maximum value of SAR (measured) = 0.0818 W/kg

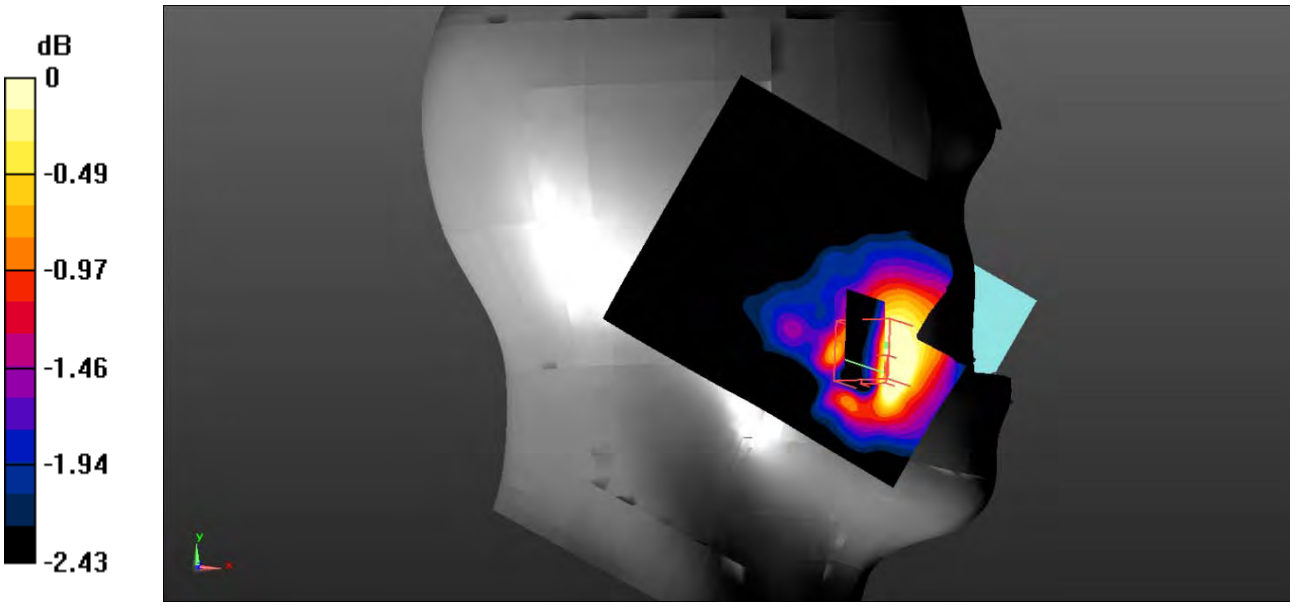

0 dB = 0.0818 W/kg = -10.87 dBW/kg

Test Plot 113#: LTE Band 7_Head Left Tilt_50%RB_Middle

DUT: Smart phone; Type: X400; Serial: 19051500202;

Communication System: Generic FDD-LTE; Frequency: 2535 MHz;Duty Cycle: 1:1
Medium parameters used: f = 2535 MHz; σ = 1.911 S/m; ε_r = 39.633; ρ = 1000 kg/m^3 ;
Phantom section: Left Section

DASY5 Configuration:

- Probe: EX3DV4 - SN7522; ConvF(6.79, 6.79, 6.79); Calibrated: 11/2/2018;
- Sensor-Surface: 4mm (Mechanical Surface Detection)
- Electronics: DAE4 SN1562;Calibrated: 11/6/2018
- Phantom: SAM-Twin V8.0 P1aP2a; Type: QD 000 P41 AA; Serial: 1962
- Measurement SW: DASY52, Version 52.10 (2);

Area Scan (101x121x1): Interpolated grid: dx=1.000 mm, dy=1.000 mm
Maximum value of SAR (interpolated) = 0.101 W/kg

Zoom Scan (7x7x7)/Cube 0: Measurement grid: dx=5mm, dy=5mm, dz=5mm
Reference Value = 4.873 V/m; Power Drift = 0.33 dB
Peak SAR (extrapolated) = 0.587 W/kg
SAR(1 g) = 0.121 W/kg; SAR(10 g) = 0.036 W/kg
Maximum value of SAR (measured) = 0.230 W/kg

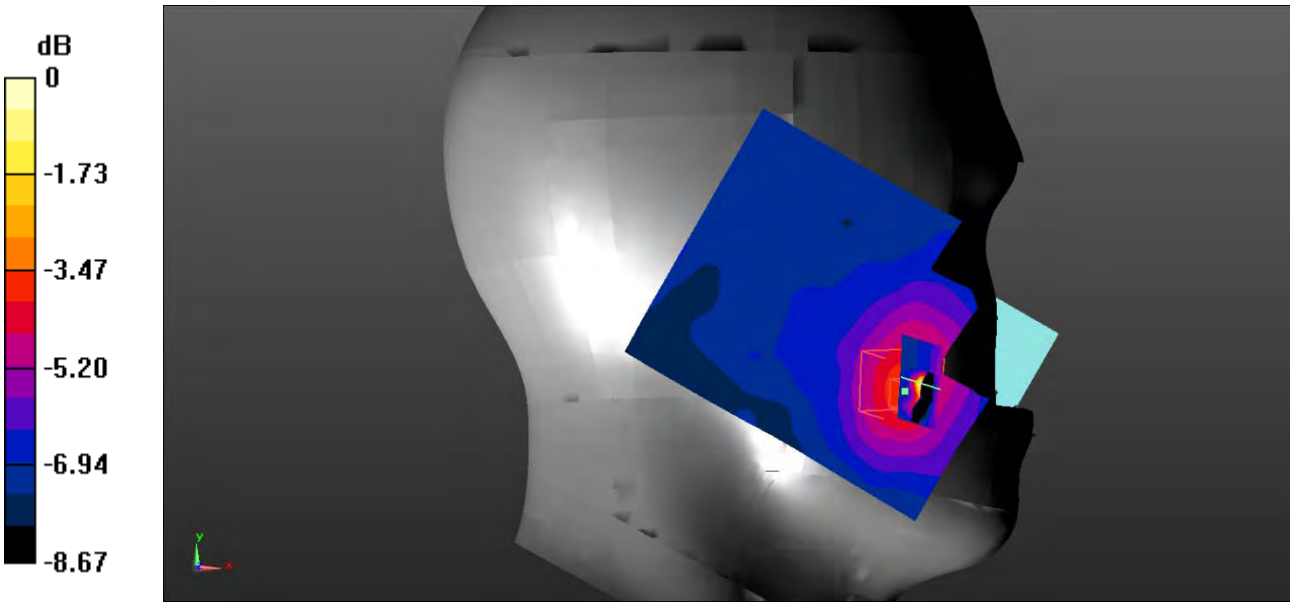

0 dB = 0.230 W/kg = -6.38 dBW/kg

Test Plot 114#: LTE Band 7_Head Right Cheek_1RB_Middle

DUT: Smart phone; Type: X400; Serial: 19051500202;

Communication System: Generic FDD-LTE; Frequency: 2535 MHz;Duty Cycle: 1:1
Medium parameters used: f = 2535 MHz; σ = 1.911 S/m; ε_r = 39.633; ρ = 1000 kg/m^3 ;
Phantom section: Right Section

DASY5 Configuration:

- Probe: EX3DV4 - SN7522; ConvF(6.79, 6.79, 6.79); Calibrated: 11/2/2018;
- Sensor-Surface: 4mm (Mechanical Surface Detection)
- Electronics: DAE4 SN1562;Calibrated: 11/6/2018
- Phantom: SAM-Twin V8.0 P1aP2a; Type: QD 000 P41 AA; Serial: 1962
- Measurement SW: DASY52, Version 52.10 (2);

Area Scan (101x131x1): Interpolated grid: dx=1.000 mm, dy=1.000 mm
Maximum value of SAR (interpolated) = 0.366 W/kg

Zoom Scan (7x7x7)/Cube 0: Measurement grid: dx=5mm, dy=5mm, dz=5mm
Reference Value = 4.365 V/m; Power Drift = 1.05 dB
Peak SAR (extrapolated) = 0.593 W/kg
SAR(1 g) = 0.305 W/kg; SAR(10 g) = 0.162 W/kg
Maximum value of SAR (measured) = 0.336 W/kg



0 dB = 0.336 W/kg = -4.74 dBW/kg

Test Plot 115#: LTE Band 7_Head Right Cheek_50%RB_Middle

DUT: Smart phone; Type: X400; Serial: 19051500202;

Communication System: Generic FDD-LTE; Frequency: 2535 MHz;Duty Cycle: 1:1
Medium parameters used: f = 2535 MHz; σ = 1.911 S/m; ε_r = 39.633; ρ = 1000 kg/m^3 ;
Phantom section: Right Section

DASY5 Configuration:

- Probe: EX3DV4 - SN7522; ConvF(6.79, 6.79, 6.79); Calibrated: 11/2/2018;
- Sensor-Surface: 4mm (Mechanical Surface Detection)
- Electronics: DAE4 SN1562;Calibrated: 11/6/2018
- Phantom: SAM-Twin V8.0 P1aP2a; Type: QD 000 P41 AA; Serial: 1962
- Measurement SW: DASY52, Version 52.10 (2);

Area Scan (101x121x1): Interpolated grid: dx=1.000 mm, dy=1.000 mm
Maximum value of SAR (interpolated) = 0.391 W/kg

Zoom Scan (7x7x7)/Cube 0: Measurement grid: dx=5mm, dy=5mm, dz=5mm
Reference Value = 4.567 V/m; Power Drift = 0.64 dB
Peak SAR (extrapolated) = 0.608 W/kg
SAR(1 g) = 0.323 W/kg; SAR(10 g) = 0.172 W/kg
Maximum value of SAR (measured) = 0.357 W/kg



0 dB = 0.357 W/kg = -4.47 dBW/kg

Test Plot 116#: LTE Band 7_Head Right Tilt_1RB_Middle

DUT: Smart phone; Type: X400; Serial: 19051500202;

Communication System: Generic FDD-LTE; Frequency: 2535 MHz;Duty Cycle: 1:1
Medium parameters used: f = 2535 MHz; σ = 1.911 S/m; ε_r = 39.633; ρ = 1000 kg/m^3 ;
Phantom section: Right Section

DASY5 Configuration:

- Probe: EX3DV4 - SN7522; ConvF(6.79, 6.79, 6.79); Calibrated: 11/2/2018;
- Sensor-Surface: 4mm (Mechanical Surface Detection)
- Electronics: DAE4 SN1562;Calibrated: 11/6/2018
- Phantom: SAM-Twin V8.0 P1aP2a; Type: QD 000 P41 AA; Serial: 1962
- Measurement SW: DASY52, Version 52.10 (2);

Area Scan (101x121x1): Interpolated grid: dx=1.000 mm, dy=1.000 mm
Maximum value of SAR (interpolated) = 0.0730 W/kg

Zoom Scan (7x7x7)/Cube 0: Measurement grid: dx=5mm, dy=5mm, dz=5mm
Reference Value = 5.061 V/m; Power Drift = 0.46 dB
Peak SAR (extrapolated) = 0.0690 W/kg
SAR(1 g) = 0.056 W/kg; SAR(10 g) = 0.051 W/kg
Maximum value of SAR (measured) = 0.0566 W/kg

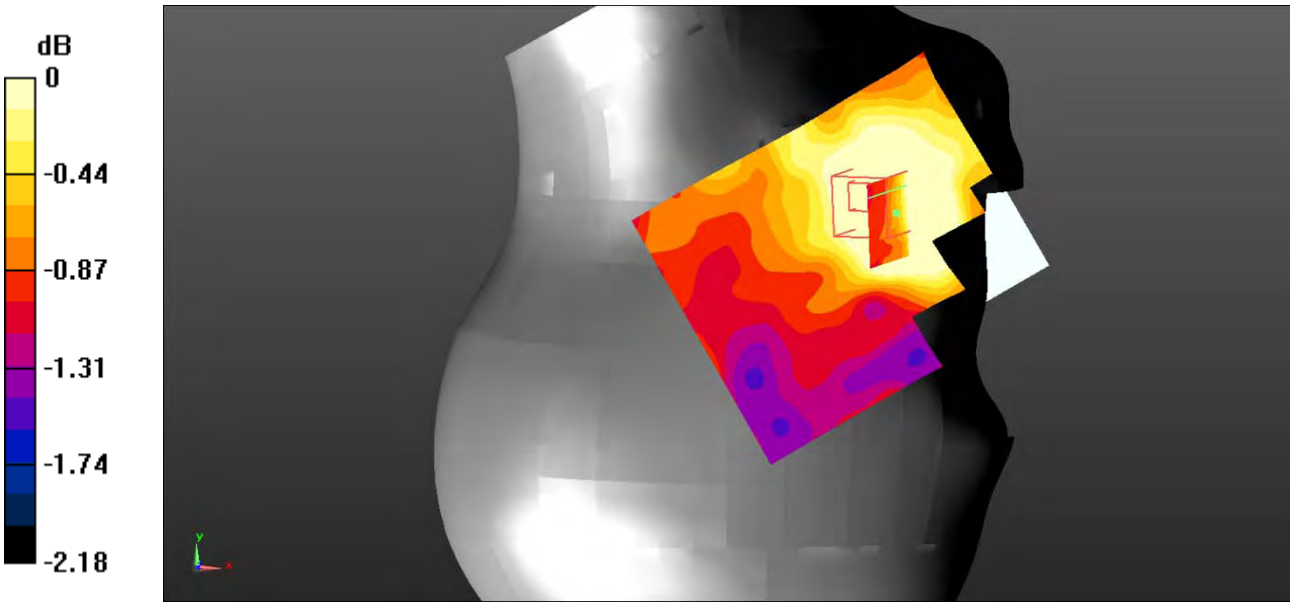

0 dB = 0.0566 W/kg = -12.47 dBW/kg

Test Plot 117#: LTE Band 7_Head Right Tilt_50%RB_Middle

DUT: Smart phone; Type: X400; Serial: 19051500202;

Communication System: Generic FDD-LTE; Frequency: 2535 MHz;Duty Cycle: 1:1
Medium parameters used: f = 2535 MHz; σ = 1.911 S/m; ε_r = 39.633; ρ = 1000 kg/m^3 ;
Phantom section: Right Section

DASY5 Configuration:

- Probe: EX3DV4 - SN7522; ConvF(6.79, 6.79, 6.79); Calibrated: 11/2/2018;
- Sensor-Surface: 4mm (Mechanical Surface Detection)
- Electronics: DAE4 SN1562;Calibrated: 11/6/2018
- Phantom: SAM-Twin V8.0 P1aP2a; Type: QD 000 P41 AA; Serial: 1962
- Measurement SW: DASY52, Version 52.10 (2);

Area Scan (61x81x1): Interpolated grid: dx=1.500 mm, dy=1.500 mm
Maximum value of SAR (interpolated) = 0.0735 W/kg

Zoom Scan (7x7x7)/Cube 0: Measurement grid: dx=5mm, dy=5mm, dz=5mm
Reference Value = 5.123 V/m; Power Drift = 0.36 dB
Peak SAR (extrapolated) = 0.0760 W/kg
SAR(1 g) = 0.056 W/kg; SAR(10 g) = 0.050 W/kg
Maximum value of SAR (measured) = 0.0560 W/kg



0 dB = 0.0560 W/kg = -12.52 dBW/kg

Test Plot 118#: LTE Band 7_Body Back_1RB_Middle

DUT: Smart phone; Type: X400; Serial: 19051500202;

Communication System: Generic FDD-LTE; Frequency: 2535 MHz;Duty Cycle: 1:1
Medium parameters used: f = 2535 MHz; σ = 2.097 S/m; ε_r = 51.673; ρ = 1000 kg/m^3 ;
Phantom section: Flat Section

DASY5 Configuration:

- Probe: EX3DV4 - SN7522; ConvF(6.95, 6.95, 6.95); Calibrated: 11/2/2018;
- Sensor-Surface: 4mm (Mechanical Surface Detection)
- Electronics: DAE4 SN1562;Calibrated: 11/6/2018
- Phantom: ELI V8.0 P1aP2a; Type: QD OVA 004 AA; Serial: 2092
- Measurement SW: DASY52, Version 52.10 (2);

Area Scan (101x121x1): Interpolated grid: dx=1.000 mm, dy=1.000 mm
Maximum value of SAR (interpolated) = 0.478 W/kg

Zoom Scan (7x7x7)/Cube 0: Measurement grid: dx=5mm, dy=5mm, dz=5mm
Reference Value = 6.034 V/m; Power Drift = 0.29 dB
Peak SAR (extrapolated) = 0.824 W/kg
SAR(1 g) = 0.438 W/kg; SAR(10 g) = 0.242 W/kg
Maximum value of SAR (measured) = 0.484 W/kg

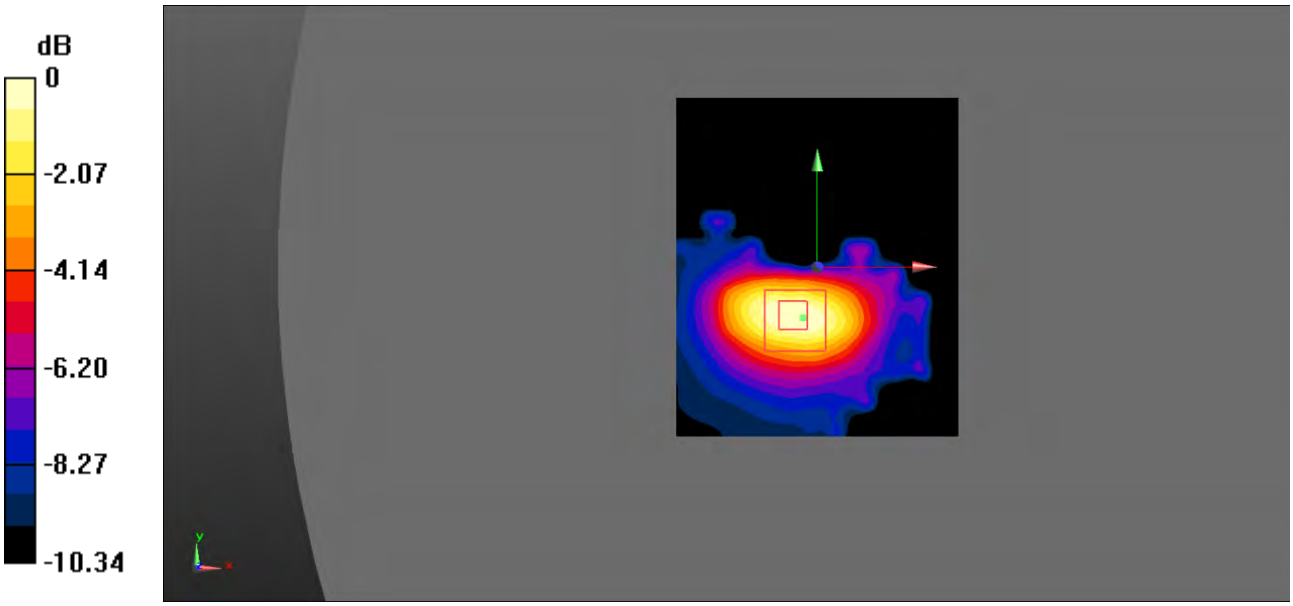

0 dB = 0.484 W/kg = -3.15 dBW/kg

Test Plot 119#: LTE Band 7_Body Back_50%RB_Middle

DUT: Smart phone; Type: X400; Serial: 19051500202;

Communication System: Generic FDD-LTE; Frequency: 2535 MHz;Duty Cycle: 1:1
Medium parameters used: f = 2535 MHz; σ = 2.097 S/m; ε_r = 51.673; ρ = 1000 kg/m^3 ;
Phantom section: Flat Section

DASY5 Configuration:

- Probe: EX3DV4 - SN7522; ConvF(6.95, 6.95, 6.95); Calibrated: 11/2/2018;
- Sensor-Surface: 4mm (Mechanical Surface Detection)
- Electronics: DAE4 SN1562;Calibrated: 11/6/2018
- Phantom: ELI V8.0 P1aP2a; Type: QD OVA 004 AA; Serial: 2092
- Measurement SW: DASY52, Version 52.10 (2);

Area Scan (71x91x1): Interpolated grid: dx=1.500 mm, dy=1.500 mm
Maximum value of SAR (interpolated) = 0.476 W/kg

Zoom Scan (7x7x7)/Cube 0: Measurement grid: dx=5mm, dy=5mm, dz=5mm
Reference Value = 6.227 V/m; Power Drift = -2.72 dB
Peak SAR (extrapolated) = 1.27 W/kg
SAR(1 g) = 0.454 W/kg; SAR(10 g) = 0.173 W/kg
Maximum value of SAR (measured) = 0.526 W/kg

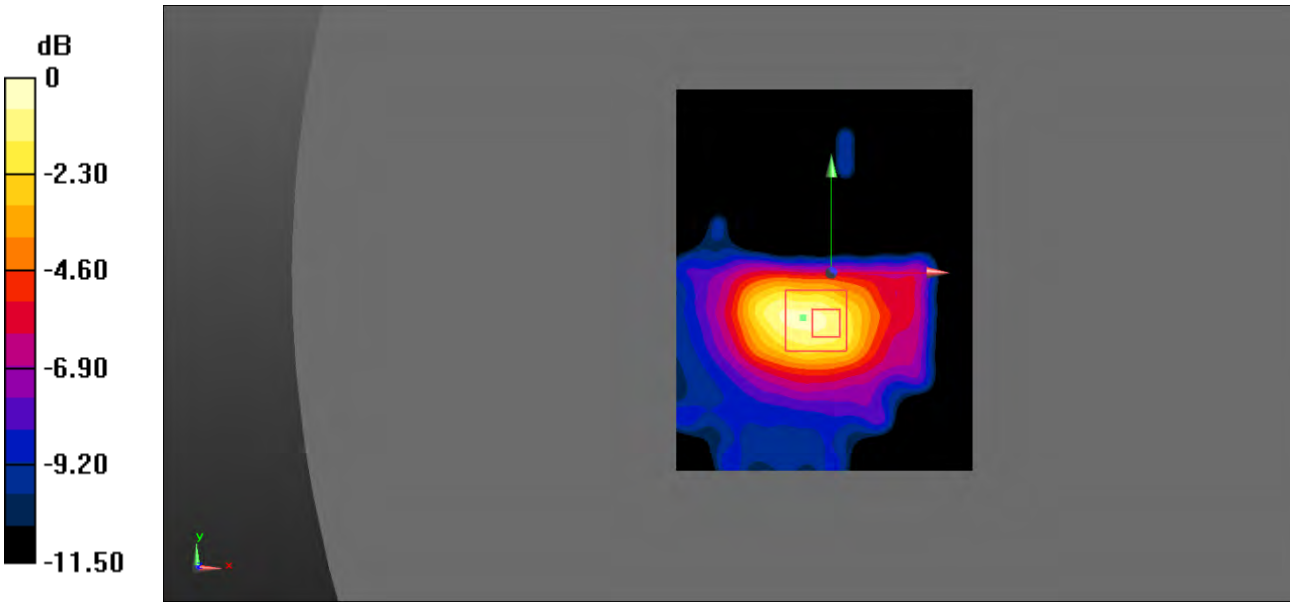

0 dB = 0.526 W/kg = -2.79 dBW/kg

Test Plot 120#: LTE Band 7_Body Left_1RB_Middle

DUT: Smart phone; Type: X400; Serial: 19051500202;

Communication System: Generic FDD-LTE; Frequency: 2535 MHz;Duty Cycle: 1:1
Medium parameters used: f = 2535 MHz; σ = 2.097 S/m; ε_r = 51.673; ρ = 1000 kg/m^3 ;
Phantom section: Flat Section

DASY5 Configuration:

- Probe: EX3DV4 - SN7522; ConvF(6.95, 6.95, 6.95); Calibrated: 11/2/2018;
- Sensor-Surface: 4mm (Mechanical Surface Detection)
- Electronics: DAE4 SN1562;Calibrated: 11/6/2018
- Phantom: ELI V8.0 P1aP2a; Type: QD OVA 004 AA; Serial: 2092
- Measurement SW: DASY52, Version 52.10 (2);

Area Scan (71x91x1): Interpolated grid: dx=1.500 mm, dy=1.500 mm
Maximum value of SAR (interpolated) = 0.0879 W/kg

Zoom Scan (7x7x7)/Cube 0: Measurement grid: dx=5mm, dy=5mm, dz=5mm
Reference Value = 5.698 V/m; Power Drift = -0.46 dB
Peak SAR (extrapolated) = 0.101 W/kg
SAR(1 g) = 0.083 W/kg; SAR(10 g) = 0.074 W/kg
Maximum value of SAR (measured) = 0.0847 W/kg



0 dB = 0.0847 W/kg = -10.72 dBW/kg

Test Plot 121#: LTE Band 7_Body Left_50%RB_Middle

DUT: Smart phone; Type: X400; Serial: 19051500202;

Communication System: Generic FDD-LTE; Frequency: 2535 MHz;Duty Cycle: 1:1
Medium parameters used: f = 2535 MHz; σ = 2.097 S/m; ε_r = 51.673; ρ = 1000 kg/m^3 ;
Phantom section: Flat Section

DASY5 Configuration:

- Probe: EX3DV4 - SN7522; ConvF(6.95, 6.95, 6.95); Calibrated: 11/2/2018;
- Sensor-Surface: 4mm (Mechanical Surface Detection)
- Electronics: DAE4 SN1562;Calibrated: 11/6/2018
- Phantom: ELI V8.0 P1aP2a; Type: QD OVA 004 AA; Serial: 2092
- Measurement SW: DASY52, Version 52.10 (2);

Area Scan (101x121x1): Interpolated grid: dx=1.000 mm, dy=1.000 mm
Maximum value of SAR (interpolated) = 0.0884 W/kg

Zoom Scan (7x7x7)/Cube 0: Measurement grid: dx=5mm, dy=5mm, dz=5mm
Reference Value = 5.542 V/m; Power Drift = 0.29 dB
Peak SAR (extrapolated) = 0.104 W/kg
SAR(1 g) = 0.085 W/kg; SAR(10 g) = 0.075 W/kg
Maximum value of SAR (measured) = 0.0871 W/kg



0 dB = 0.0871 W/kg = -10.60 dBW/kg

Test Plot 122#: LTE Band 7_Body Right_1RB_Middle

DUT: Smart phone; Type: X400; Serial: 19051500202;

Communication System: Generic FDD-LTE; Frequency: 2535 MHz;Duty Cycle: 1:1
Medium parameters used: f = 2535 MHz; σ = 2.097 S/m; ε_r = 51.673; ρ = 1000 kg/m^3 ;
Phantom section: Flat Section

DASY5 Configuration:

- Probe: EX3DV4 - SN7522; ConvF(6.95, 6.95, 6.95); Calibrated: 11/2/2018;
- Sensor-Surface: 4mm (Mechanical Surface Detection)
- Electronics: DAE4 SN1562;Calibrated: 11/6/2018
- Phantom: ELI V8.0 P1aP2a; Type: QD OVA 004 AA; Serial: 2092
- Measurement SW: DASY52, Version 52.10 (2);

Area Scan (101x121x1): Interpolated grid: dx=1.000 mm, dy=1.000 mm
Maximum value of SAR (interpolated) = 0.126 W/kg

Zoom Scan (7x7x7)/Cube 0: Measurement grid: dx=5mm, dy=5mm, dz=5mm
Reference Value = 5.763 V/m; Power Drift = -0.13 dB
Peak SAR (extrapolated) = 0.154 W/kg
SAR(1 g) = 0.115 W/kg; SAR(10 g) = 0.093 W/kg
Maximum value of SAR (measured) = 0.118 W/kg



0 dB = 0.118 W/kg = -9.28 dBW/kg

Test Plot 123#: LTE Band 7_Body Right_50%RB_Middle

DUT: Smart phone; Type: X400; Serial: 19051500202;

Communication System: Generic FDD-LTE; Frequency: 2535 MHz;Duty Cycle: 1:1
Medium parameters used: f = 2535 MHz; σ = 2.097 S/m; ε_r = 51.673; ρ = 1000 kg/m^3 ;
Phantom section: Flat Section

DASY5 Configuration:

- Probe: EX3DV4 - SN7522; ConvF(6.95, 6.95, 6.95); Calibrated: 11/2/2018;
- Sensor-Surface: 4mm (Mechanical Surface Detection)
- Electronics: DAE4 SN1562;Calibrated: 11/6/2018
- Phantom: ELI V8.0 P1aP2a; Type: QD OVA 004 AA; Serial: 2092
- Measurement SW: DASY52, Version 52.10 (2);

Area Scan (101x121x1): Interpolated grid: dx=1.000 mm, dy=1.000 mm
Maximum value of SAR (interpolated) = 0.120 W/kg

Zoom Scan (7x7x7)/Cube 0: Measurement grid: dx=5mm, dy=5mm, dz=5mm
Reference Value = 5.679 V/m; Power Drift = -0.04 dB
Peak SAR (extrapolated) = 0.155 W/kg
SAR(1 g) = 0.115 W/kg; SAR(10 g) = 0.093 W/kg
Maximum value of SAR (measured) = 0.118 W/kg



0 dB = 0.118 W/kg = -9.28 dBW/kg

Test Plot 124#: LTE Band 7_Body Bottom_1RB_Low

DUT: Smart phone; Type: X400; Serial: 19051500202;

Communication System: Generic FDD-LTE; Frequency: 2510 MHz;Duty Cycle: 1:1
Medium parameters used: f = 2510 MHz; σ = 2.053 S/m; ε_r = 51.622; ρ = 1000 kg/m^3 ;
Phantom section: Flat Section

DASY5 Configuration:

- Probe: EX3DV4 - SN7522; ConvF(6.95, 6.95, 6.95); Calibrated: 11/2/2018;
- Sensor-Surface: 4mm (Mechanical Surface Detection)
- Electronics: DAE4 SN1562;Calibrated: 11/6/2018
- Phantom: ELI V8.0 P1aP2a; Type: QD OVA 004 AA; Serial: 2092
- Measurement SW: DASY52, Version 52.10 (2);

Area Scan (101x121x1): Interpolated grid: dx=1.000 mm, dy=1.000 mm
Maximum value of SAR (interpolated) = 0.708 W/kg

Zoom Scan (7x7x7)/Cube 0: Measurement grid: dx=5mm, dy=5mm, dz=5mm
Reference Value = 11.77 V/m; Power Drift = 0.33 dB
Peak SAR (extrapolated) = 1.11 W/kg
SAR(1 g) = 0.628 W/kg; SAR(10 g) = 0.330 W/kg
Maximum value of SAR (measured) = 0.703 W/kg

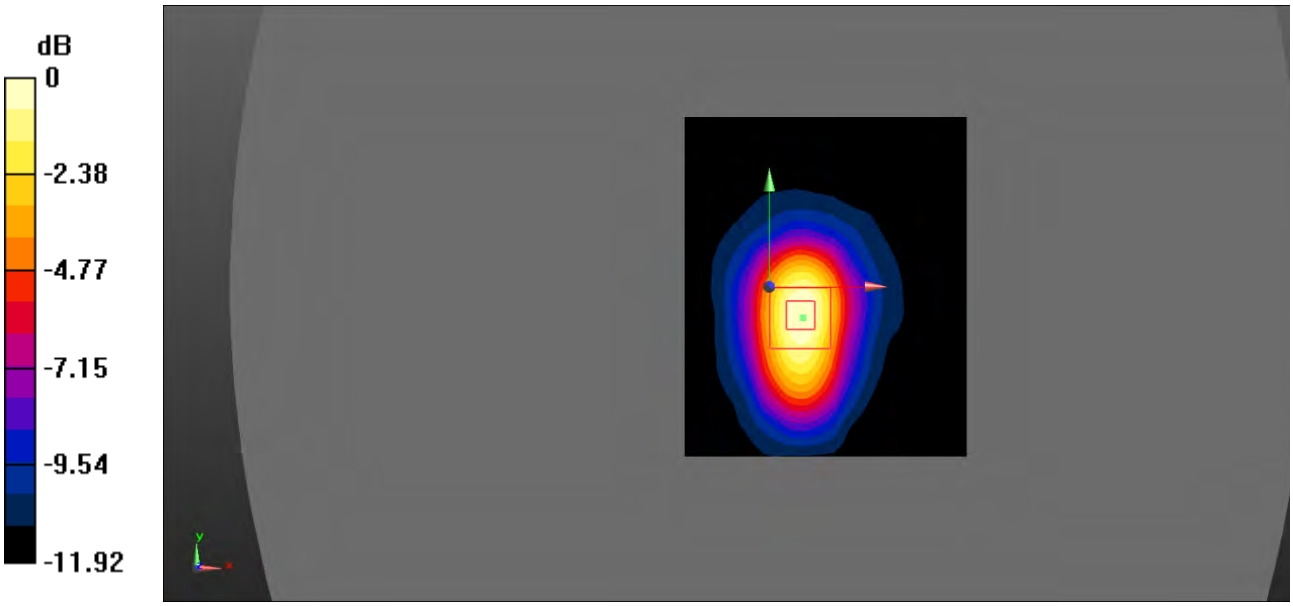

0 dB = 0.703 W/kg = -1.53 dBW/kg

Test Plot 125#: LTE Band 7_Body Bottom_1RB_Middle

DUT: Smart phone; Type: X400; Serial: 19051500202;

Communication System: Generic FDD-LTE; Frequency: 2535 MHz;Duty Cycle: 1:1
Medium parameters used: f = 2535 MHz; σ = 2.097 S/m; ε_r = 51.673; ρ = 1000 kg/m^3 ;
Phantom section: Flat Section

DASY5 Configuration:

- Probe: EX3DV4 - SN7522; ConvF(6.95, 6.95, 6.95); Calibrated: 11/2/2018;
- Sensor-Surface: 4mm (Mechanical Surface Detection)
- Electronics: DAE4 SN1562;Calibrated: 11/6/2018
- Phantom: ELI V8.0 P1aP2a; Type: QD OVA 004 AA; Serial: 2092
- Measurement SW: DASY52, Version 52.10 (2);

Area Scan (101x131x1): Interpolated grid: dx=1.000 mm, dy=1.000 mm
Maximum value of SAR (interpolated) = 0.943 W/kg

Zoom Scan (7x7x7)/Cube 0: Measurement grid: dx=5mm, dy=5mm, dz=5mm
Reference Value = 16.46 V/m; Power Drift = -0.69 dB
Peak SAR (extrapolated) = 1.38 W/kg
SAR(1 g) = 0.772 W/kg; SAR(10 g) = 0.386 W/kg
Maximum value of SAR (measured) = 0.886 W/kg

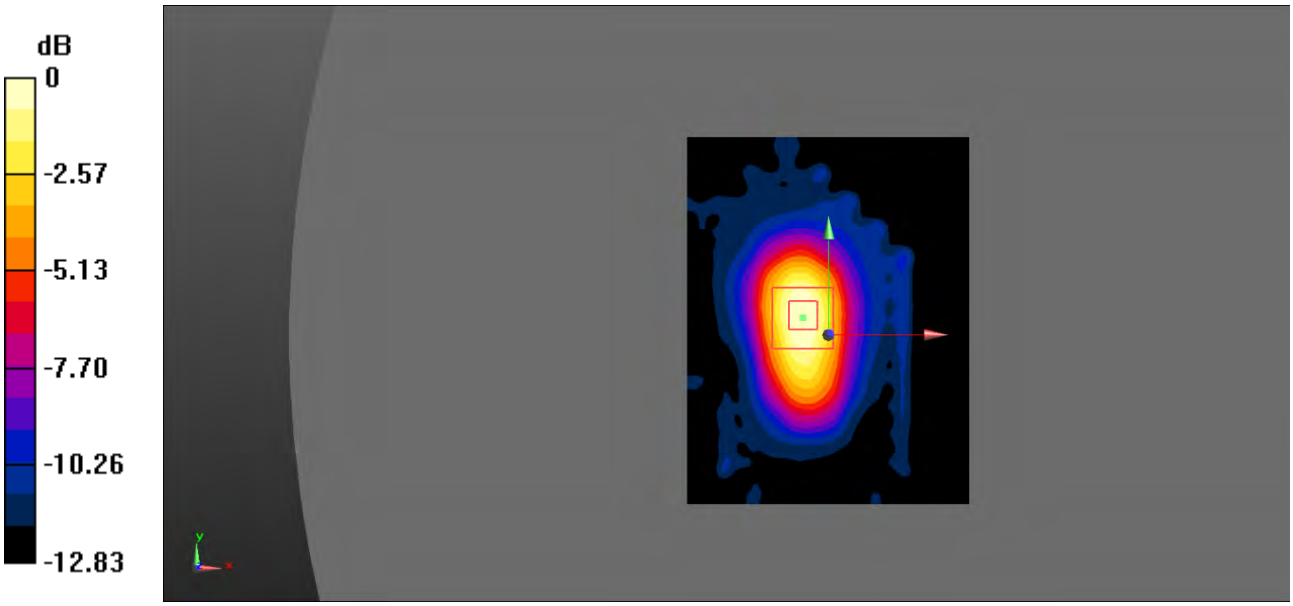

0 dB = 0.886 W/kg = -0.53 dBW/kg

Test Plot 126#: LTE Band 7_Body Bottom_1RB_High

DUT: Smart phone; Type: X400; Serial: 19051500202;

Communication System: Generic FDD-LTE; Frequency: 2560 MHz;Duty Cycle: 1:1
Medium parameters used: f = 2560 MHz; σ = 2.147 S/m; ε_r = 51.426; ρ = 1000 kg/m^3 ;
Phantom section: Flat Section

DASY5 Configuration:

- Probe: EX3DV4 - SN7522; ConvF(6.95, 6.95, 6.95); Calibrated: 11/2/2018;
- Sensor-Surface: 4mm (Mechanical Surface Detection)
- Electronics: DAE4 SN1562;Calibrated: 11/6/2018
- Phantom: ELI V8.0 P1aP2a; Type: QD OVA 004 AA; Serial: 2092
- Measurement SW: DASY52, Version 52.10 (2);

Area Scan (101x121x1): Interpolated grid: dx=1.000 mm, dy=1.000 mm
Maximum value of SAR (interpolated) = 0.857 W/kg

Zoom Scan (7x7x7)/Cube 0: Measurement grid: dx=5mm, dy=5mm, dz=5mm
Reference Value = 12.51 V/m; Power Drift = -0.74 dB
Peak SAR (extrapolated) = 1.24 W/kg
SAR(1 g) = 0.694 W/kg; SAR(10 g) = 0.362 W/kg
Maximum value of SAR (measured) = 0.785 W/kg

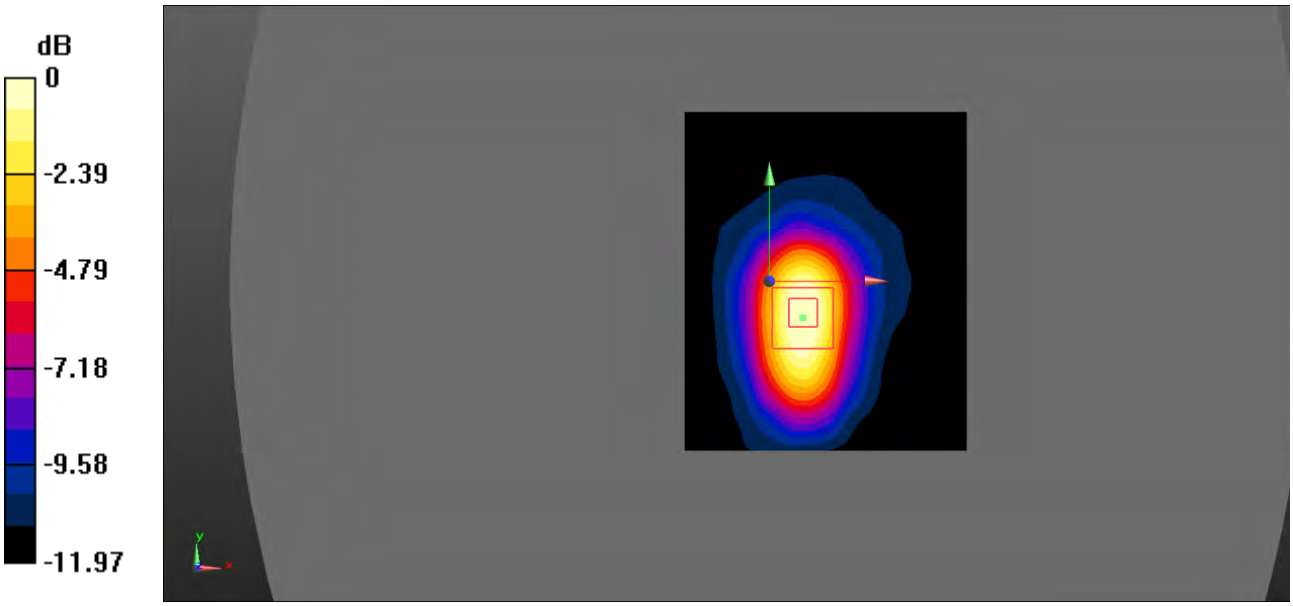

0 dB = 0.785 W/kg = -1.05 dBW/kg

Test Plot 127#: LTE Band 7_Body Bottom_50%RB_Low

DUT: Smart phone; Type: X400; Serial: 19051500202;

Communication System: Generic FDD-LTE; Frequency: 2510 MHz;Duty Cycle: 1:1
Medium parameters used: f = 2510 MHz; σ = 2.053 S/m; ε_r = 51.622; ρ = 1000 kg/m^3 ;
Phantom section: Flat Section

DASY5 Configuration:

- Probe: EX3DV4 - SN7522; ConvF(6.95, 6.95, 6.95); Calibrated: 11/2/2018;
- Sensor-Surface: 4mm (Mechanical Surface Detection)
- Electronics: DAE4 SN1562;Calibrated: 11/6/2018
- Phantom: ELI V8.0 P1aP2a; Type: QD OVA 004 AA; Serial: 2092
- Measurement SW: DASY52, Version 52.10 (2);

Area Scan (101x131x1): Interpolated grid: dx=1.000 mm, dy=1.000 mm
Maximum value of SAR (interpolated) = 1.04 W/kg

Zoom Scan (7x7x7)/Cube 0: Measurement grid: dx=5mm, dy=5mm, dz=5mm
Reference Value = 21.97 V/m; Power Drift = -0.07 dB
Peak SAR (extrapolated) = 1.67 W/kg
SAR(1 g) = 0.902 W/kg; SAR(10 g) = 0.457 W/kg
Maximum value of SAR (measured) = 1.03 W/kg

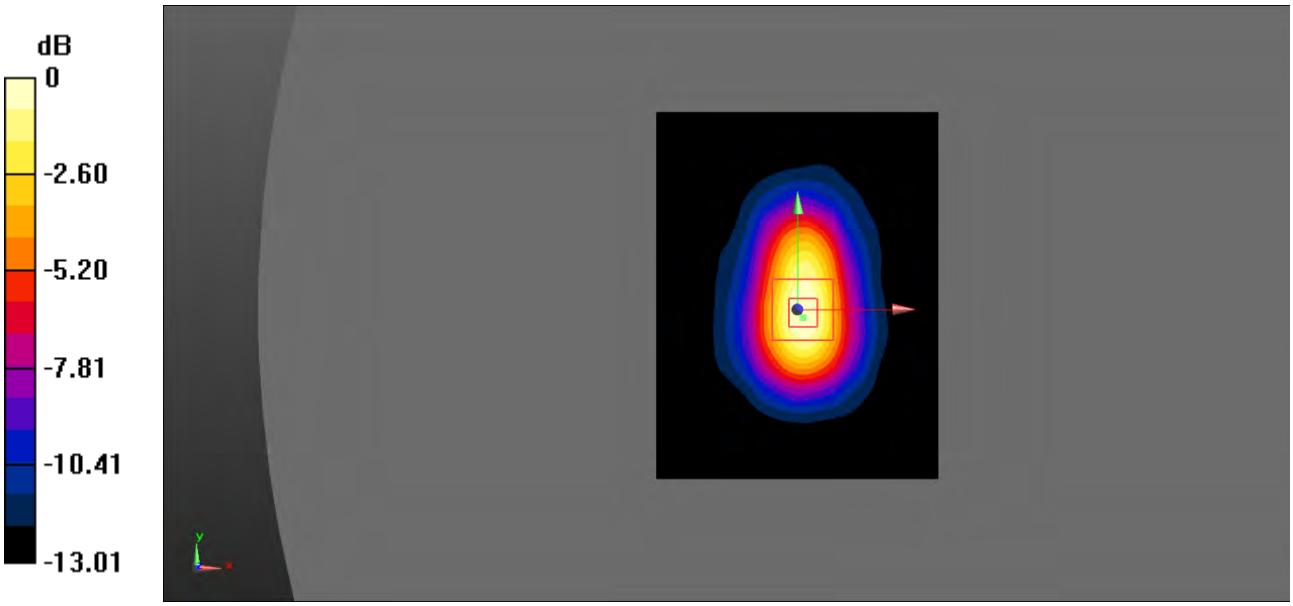

0 dB = 1.03 W/kg = 0.13 dBW/kg

Test Plot 128#: LTE Band 7_Body Bottom_50%RB_Middle

DUT: Smart phone; Type: X400; Serial: 19051500202;

Communication System: Generic FDD-LTE; Frequency: 2535 MHz;Duty Cycle: 1:1
Medium parameters used: f = 2535 MHz; σ = 2.097 S/m; ε_r = 51.673; ρ = 1000 kg/m^3 ;
Phantom section: Flat Section

DASY5 Configuration:

- Probe: EX3DV4 - SN7522; ConvF(6.95, 6.95, 6.95); Calibrated: 11/2/2018;
- Sensor-Surface: 4mm (Mechanical Surface Detection)
- Electronics: DAE4 SN1562;Calibrated: 11/6/2018
- Phantom: ELI V8.0 P1aP2a; Type: QD OVA 004 AA; Serial: 2092
- Measurement SW: DASY52, Version 52.10 (2);

Area Scan (101x131x1): Interpolated grid: dx=1.000 mm, dy=1.000 mm
Maximum value of SAR (interpolated) = 0.930 W/kg

Zoom Scan (7x7x7)/Cube 0: Measurement grid: dx=5mm, dy=5mm, dz=5mm
Reference Value = 21.94 V/m; Power Drift = -0.87 dB
Peak SAR (extrapolated) = 1.37 W/kg
SAR(1 g) = 0.758 W/kg; SAR(10 g) = 0.390 W/kg
Maximum value of SAR (measured) = 0.851 W/kg

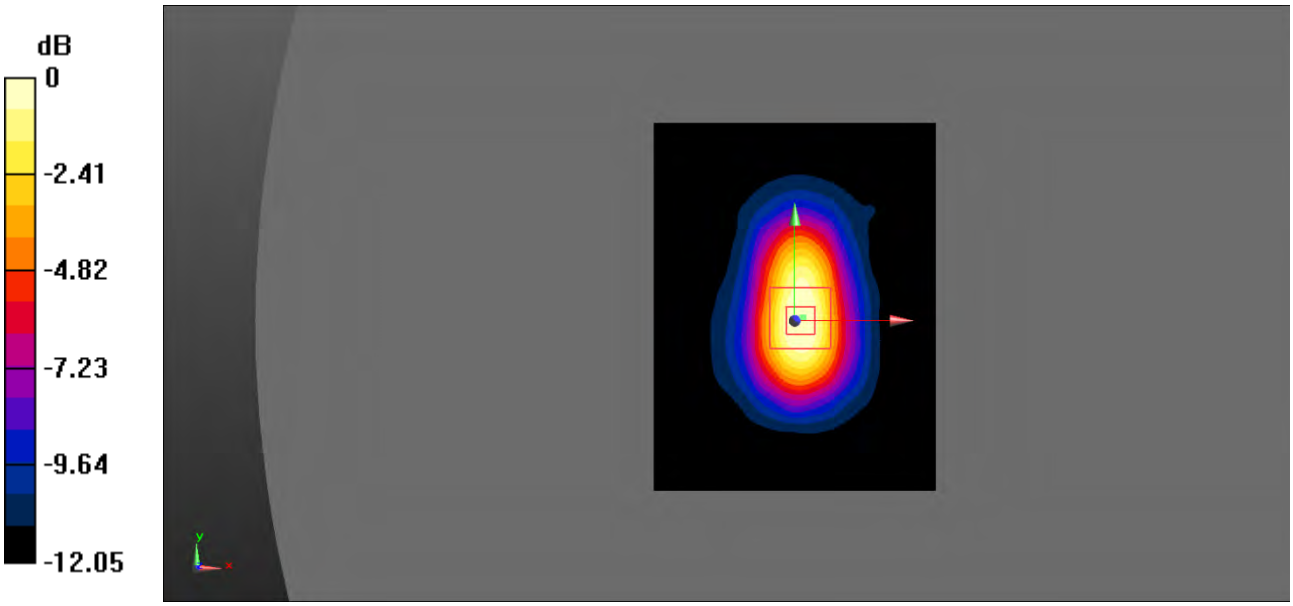

0 dB = 0.851 W/kg = -0.70 dBW/kg

Test Plot 129#: LTE Band 7_Body Bottom_50%RB_High

DUT: Smart phone; Type: X400; Serial: 19051500202;

Communication System: Generic FDD-LTE; Frequency: 2560 MHz;Duty Cycle: 1:1
Medium parameters used: f = 2560 MHz; σ = 2.147 S/m; ε_r = 51.426; ρ = 1000 kg/m^3 ;
Phantom section: Flat Section

DASY5 Configuration:

- Probe: EX3DV4 - SN7522; ConvF(6.95, 6.95, 6.95); Calibrated: 11/2/2018;
- Sensor-Surface: 4mm (Mechanical Surface Detection)
- Electronics: DAE4 SN1562;Calibrated: 11/6/2018
- Phantom: ELI V8.0 P1aP2a; Type: QD OVA 004 AA; Serial: 2092
- Measurement SW: DASY52, Version 52.10 (2);

Area Scan (101x131x1): Interpolated grid: dx=1.000 mm, dy=1.000 mm
Maximum value of SAR (interpolated) = 0.902 W/kg

Zoom Scan (7x7x7)/Cube 0: Measurement grid: dx=5mm, dy=5mm, dz=5mm
Reference Value = 19.92 V/m; Power Drift = -0.02 dB
Peak SAR (extrapolated) = 1.40 W/kg
SAR(1 g) = 0.767 W/kg; SAR(10 g) = 0.392 W/kg
Maximum value of SAR (measured) = 0.863 W/kg

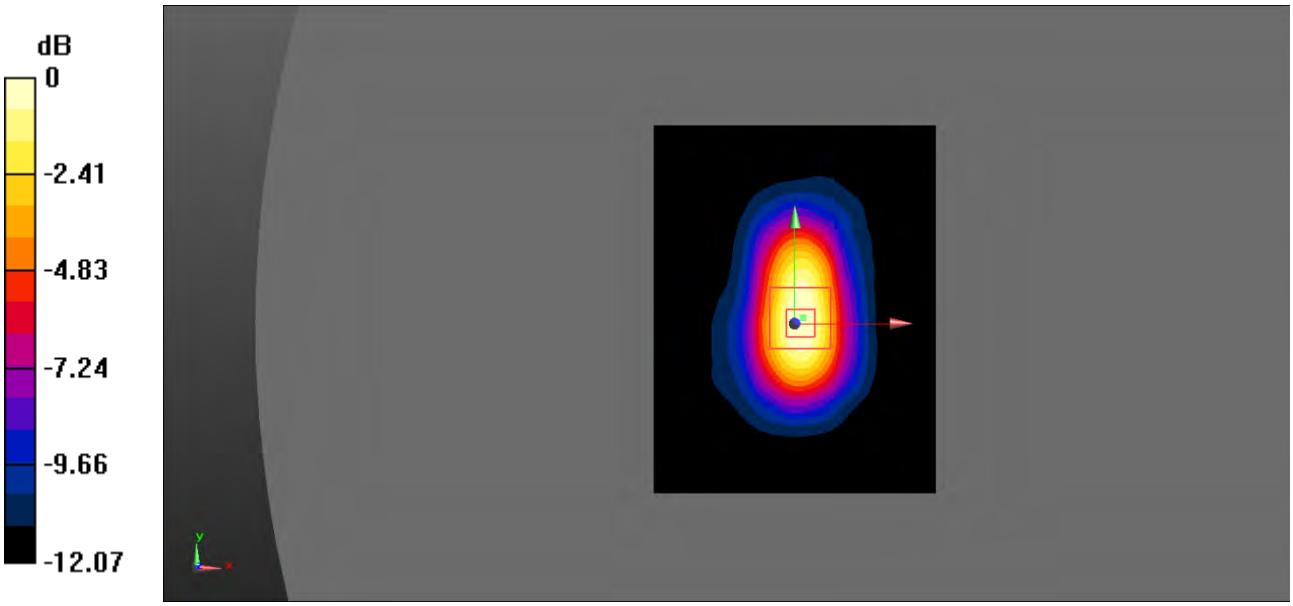

0 dB = 0.863 W/kg = -0.64 dBW/kg

Test Plot 130#: LTE Band 7_Body Bottom_100%RB_Middle

DUT: Smart phone; Type: X400; Serial: 19051500202;

Communication System: Generic FDD-LTE; Frequency: 2535 MHz;Duty Cycle: 1:1
Medium parameters used: f = 2535 MHz; σ = 2.097 S/m; ε_r = 51.673; ρ = 1000 kg/m^3 ;
Phantom section: Flat Section

DASY5 Configuration:

- Probe: EX3DV4 - SN7522; ConvF(6.95, 6.95, 6.95); Calibrated: 11/2/2018;
- Sensor-Surface: 4mm (Mechanical Surface Detection)
- Electronics: DAE4 SN1562;Calibrated: 11/6/2018
- Phantom: ELI V8.0 P1aP2a; Type: QD OVA 004 AA; Serial: 2092
- Measurement SW: DASY52, Version 52.10 (2);

Area Scan (101x131x1): Interpolated grid: dx=1.000 mm, dy=1.000 mm
Maximum value of SAR (interpolated) = 0.757 W/kg

Zoom Scan (7x7x7)/Cube 0: Measurement grid: dx=5mm, dy=5mm, dz=5mm
Reference Value = 18.51 V/m; Power Drift = -0.53 dB
Peak SAR (extrapolated) = 1.15 W/kg
SAR(1 g) = 0.642 W/kg; SAR(10 g) = 0.335 W/kg
Maximum value of SAR (measured) = 0.727 W/kg

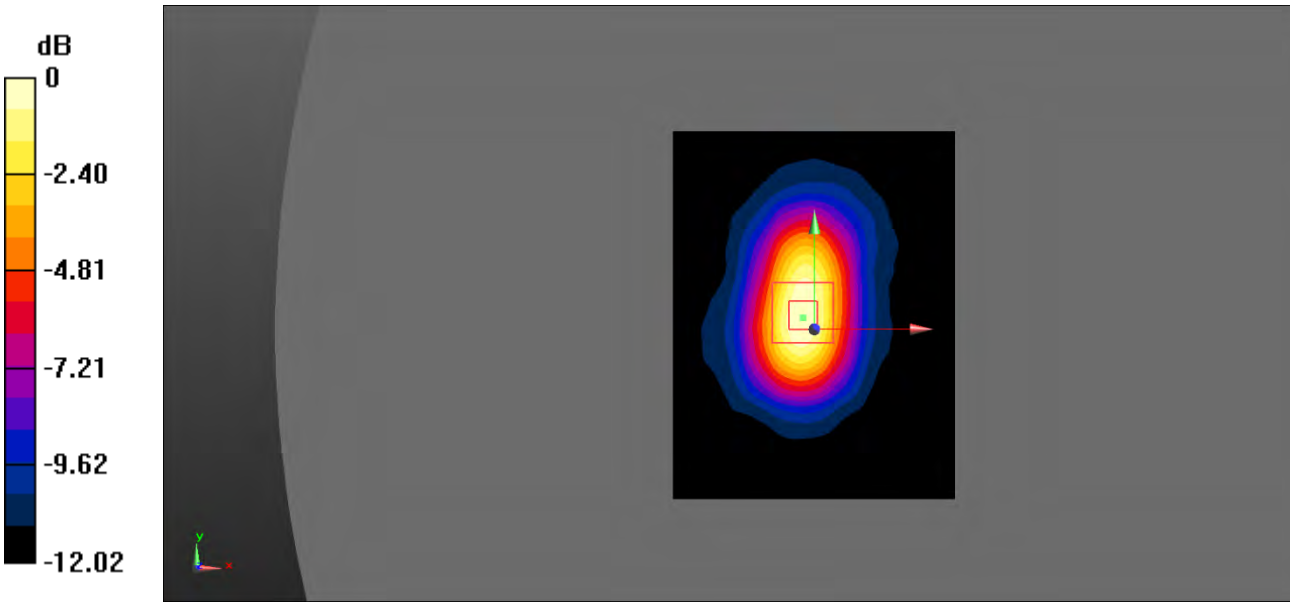

0 dB = 0.727 W/kg = -1.38 dBW/kg

Test Plot 131#: 2.4G WLAN_Head Left Cheek_High

DUT: Smart phone; Type: X400; Serial: 19051500202;

Communication System: UID 0, 2.4G DTS (0); Frequency: 2462 MHz;Duty Cycle: 1:1
Medium parameters used: f = 2462 MHz; σ = 1.844 S/m; ε_r = 39.705; ρ = 1000 kg/m^3
Phantom section: Left Section

DASY5 Configuration:

- Probe: EX3DV4 - SN7522; ConvF(6.97, 6.97, 6.97); Calibrated: 11/2/2018;
- Sensor-Surface: 4mm (Mechanical Surface Detection)
- Electronics: DAE4 SN1562;Calibrated: 11/6/2018
- Phantom: SAM-Twin V8.0 P1aP2a; Type: QD 000 P41 AA ; Serial: 1962
- Measurement SW: DASY52, Version 52.10 (2);

Area Scan (101x111x1): Interpolated grid: dx=1.000 mm, dy=1.000 mm
Maximum value of SAR (interpolated) = 0.272 W/kg

Zoom Scan (7x7x7)/Cube 0: Measurement grid: dx=5mm, dy=5mm, dz=5mm
Reference Value = 7.162 V/m; Power Drift = 0.41 dB
Peak SAR (extrapolated) = 0.467 W/kg
SAR(1 g) = 0.243 W/kg; SAR(10 g) = 0.130 W/kg (SAR corrected for target medium)
Maximum value of SAR (measured) = 0.268 W/kg

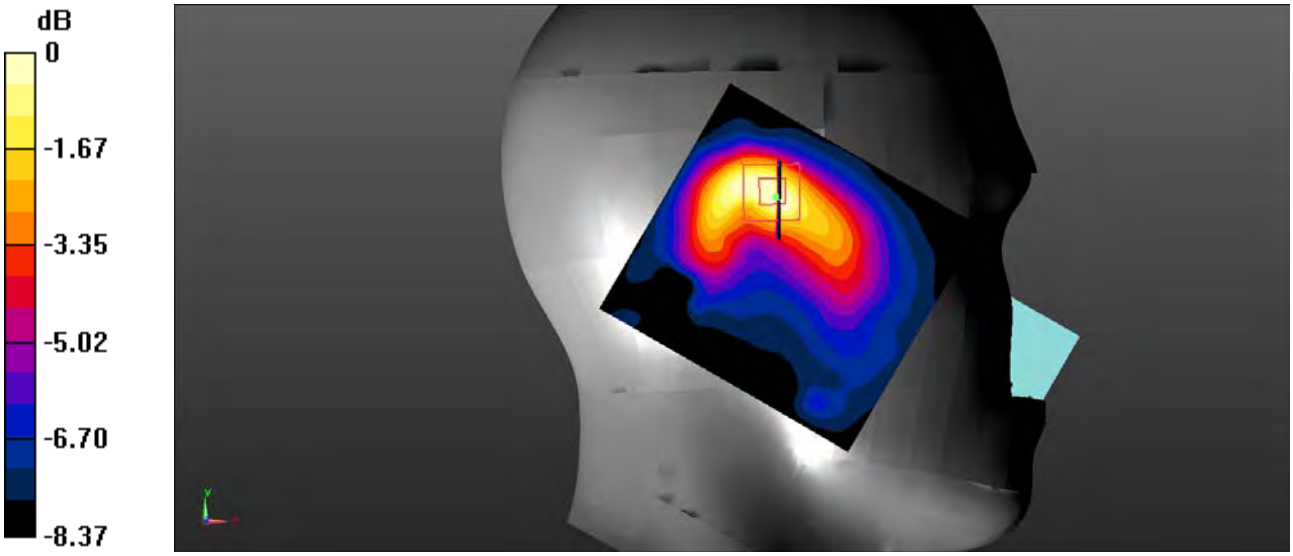

0 dB = 0.268 W/kg = -5.72 dBW/kg

Test Plot 132#: 2.4G WLAN_Head Left Tilt_High

DUT: Smart phone; Type: X400; Serial: 19051500202;

Communication System: UID 0, 2.4G DTS (0); Frequency: 2462 MHz;Duty Cycle: 1:1
Medium parameters used: f = 2462 MHz; σ = 1.844 S/m; ε_r = 39.705; ρ = 1000 kg/m^3
Phantom section: Left Section

DASY5 Configuration:

- Probe: EX3DV4 - SN7522; ConvF(6.97, 6.97, 6.97); Calibrated: 11/2/2018;
- Sensor-Surface: 4mm (Mechanical Surface Detection)
- Electronics: DAE4 SN1562;Calibrated: 11/6/2018
- Phantom: SAM-Twin V8.0 P1aP2a; Type: QD 000 P41 AA ; Serial: 1962
- Measurement SW: DASY52, Version 52.10 (2);

Area Scan (101x111x1): Interpolated grid: dx=1.000 mm, dy=1.000 mm
Maximum value of SAR (interpolated) = 0.266 W/kg

Zoom Scan (7x7x7)/Cube 0: Measurement grid: dx=5mm, dy=5mm, dz=5mm
Reference Value = 8.354 V/m; Power Drift = 0.18 dB
Peak SAR (extrapolated) = 0.530 W/kg
SAR(1 g) = 0.213 W/kg; SAR(10 g) = 0.114 W/kg (SAR corrected for target medium)
Maximum value of SAR (measured) = 0.230 W/kg



0 dB = 0.230 W/kg = -6.38 dBW/kg

Test Plot 133#: 2.4G WLAN_Head Right Cheek_High

DUT: Smart phone; Type: X400; Serial: 19051500202;

Communication System: UID 0, 2.4G DTS (0); Frequency: 2462 MHz;Duty Cycle: 1:1
Medium parameters used: f = 2462 MHz; σ = 1.844 S/m; ε_r = 39.705; ρ = 1000 kg/m^3
Phantom section: Right Section

DASY5 Configuration:

- Probe: EX3DV4 - SN7522; ConvF(6.97, 6.97, 6.97); Calibrated: 11/2/2018;
- Sensor-Surface: 4mm (Mechanical Surface Detection)
- Electronics: DAE4 SN1562;Calibrated: 11/6/2018
- Phantom: SAM-Twin V8.0 P1aP2a; Type: QD 000 P41 AA ; Serial: 1962
- Measurement SW: DASY52, Version 52.10 (2);

Area Scan (101x111x1): Interpolated grid: dx=1.000 mm, dy=1.000 mm
Maximum value of SAR (interpolated) = 0.152 W/kg

Zoom Scan (7x7x7)/Cube 0: Measurement grid: dx=5mm, dy=5mm, dz=5mm
Reference Value = 7.295 V/m; Power Drift = -0.14 dB
Peak SAR (extrapolated) = 0.292 W/kg
SAR(1 g) = 0.141 W/kg; SAR(10 g) = 0.091 W/kg (SAR corrected for target medium)
Maximum value of SAR (measured) = 0.150 W/kg



0 dB = 0.150 W/kg = -8.24 dBW/kg

Test Plot 134#: 2.4G WLAN_Head Right Tilt_High

DUT: Smart phone; Type: X400; Serial: 19051500202;

Communication System: UID 0, 2.4G DTS (0); Frequency: 2462 MHz;Duty Cycle: 1:1
Medium parameters used: f = 2462 MHz; σ = 1.844 S/m; ε_r = 39.705; ρ = 1000 kg/m^3
Phantom section: Right Section

DASY5 Configuration:

- Probe: EX3DV4 - SN7522; ConvF(6.97, 6.97, 6.97); Calibrated: 11/2/2018;
- Sensor-Surface: 4mm (Mechanical Surface Detection)
- Electronics: DAE4 SN1562;Calibrated: 11/6/2018
- Phantom: SAM-Twin V8.0 P1aP2a; Type: QD 000 P41 AA ; Serial: 1962
- Measurement SW: DASY52, Version 52.10 (2);

Area Scan (101x111x1): Interpolated grid: dx=1.000 mm, dy=1.000 mm
Maximum value of SAR (interpolated) = 0.174 W/kg

Zoom Scan (7x7x7)/Cube 0: Measurement grid: dx=5mm, dy=5mm, dz=5mm
Reference Value = 7.514 V/m; Power Drift = -0.01 dB
Peak SAR (extrapolated) = 0.330 W/kg
SAR(1 g) = 0.141 W/kg; SAR(10 g) = 0.082 W/kg (SAR corrected for target medium)
Maximum value of SAR (measured) = 0.151 W/kg



0 dB = 0.151 W/kg = -8.21 dBW/kg

Test Plot 135#: 2.4G WLAN_Body Back_High

DUT: Smart phone; Type: X400; Serial: 19051500202;

Communication System: UID 0, 2.4G DTS (0); Frequency: 2462 MHz;Duty Cycle: 1:1
Medium parameters used: f = 2462 MHz; σ = 1.991 S/m; ε_r = 51.876; ρ = 1000 kg/m^3
Phantom section: Flat Section

DASY5 Configuration:

- Probe: EX3DV4 - SN7522; ConvF(7.05, 7.05, 7.05); Calibrated: 11/2/2018;
- Sensor-Surface: 4mm (Mechanical Surface Detection)
- Electronics: DAE4 SN1562;Calibrated: 11/6/2018
- Phantom: ELI V8.0 P1aP2a; Type: QD OVA 004 AA; Serial: 2092
- Measurement SW: DASY52, Version 52.10 (2);

Area Scan (101x111x1): Interpolated grid: dx=1.000 mm, dy=1.000 mm
Maximum value of SAR (interpolated) = 0.202 W/kg

Zoom Scan (7x7x7)/Cube 0: Measurement grid: dx=5mm, dy=5mm, dz=5mm
Reference Value = 6.737 V/m; Power Drift = 0.48 dB
Peak SAR (extrapolated) = 0.453 W/kg
SAR(1 g) = 0.186 W/kg; SAR(10 g) = 0.121 W/kg (SAR corrected for target medium)
Maximum value of SAR (measured) = 0.191 W/kg



0 dB = 0.191 W/kg = -7.19 dBW/kg

Test Plot 136#: 2.4G WLAN_Body Right_High

DUT: Smart phone; Type: X400; Serial: 19051500202;

Communication System: UID 0, 2.4G DTS (0); Frequency: 2462 MHz;Duty Cycle: 1:1
Medium parameters used: f = 2462 MHz; σ = 1.991 S/m; ε_r = 51.876; ρ = 1000 kg/m^3
Phantom section: Flat Section

DASY5 Configuration:

- Probe: EX3DV4 - SN7522; ConvF(7.05, 7.05, 7.05); Calibrated: 11/2/2018;
- Sensor-Surface: 4mm (Mechanical Surface Detection)
- Electronics: DAE4 SN1562;Calibrated: 11/6/2018
- Phantom: ELI V8.0 P1aP2a; Type: QD OVA 004 AA; Serial: 2092
- Measurement SW: DASY52, Version 52.10 (2);

Area Scan (101x111x1): Interpolated grid: dx=1.000 mm, dy=1.000 mm
Maximum value of SAR (interpolated) = 0.230 W/kg

Zoom Scan (7x7x7)/Cube 0: Measurement grid: dx=5mm, dy=5mm, dz=5mm
Reference Value = 8.660 V/m; Power Drift = 0.47 dB
Peak SAR (extrapolated) = 0.281 W/kg
SAR(1 g) = 0.198 W/kg; SAR(10 g) = 0.144 W/kg (SAR corrected for target medium)
Maximum value of SAR (measured) = 0.212 W/kg

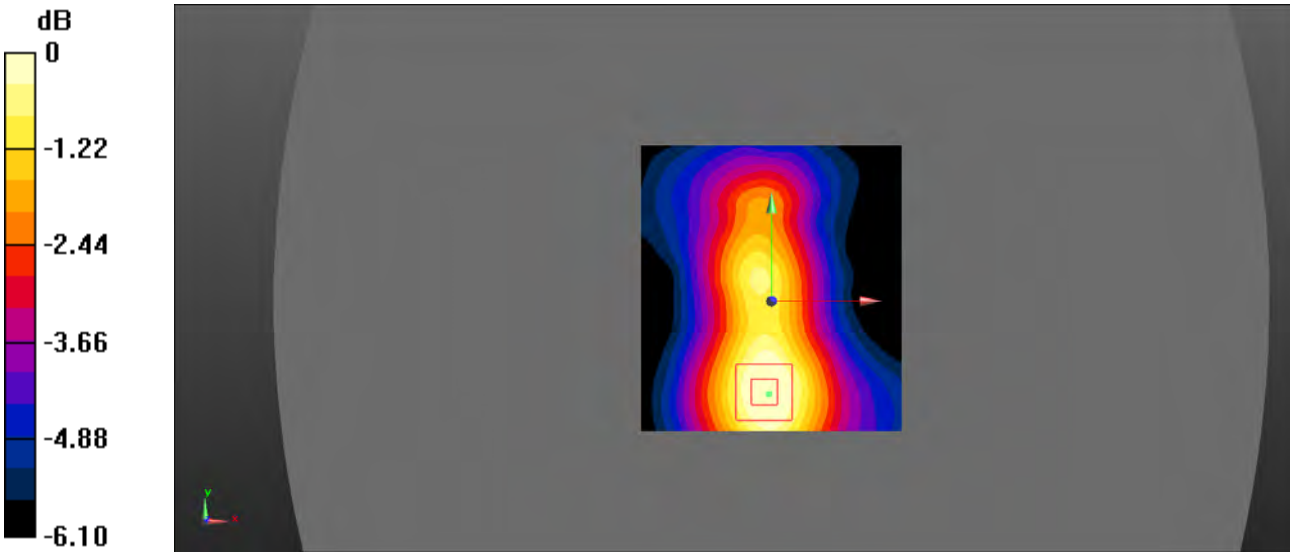

0 dB = 0.212 W/kg = -6.74 dBW/kg

Test Plot 137#: 2.4G WLAN_Body Top_High

DUT: Smart phone; Type: X400; Serial: 19051500202;

Communication System: UID 0, 2.4G DTS (0); Frequency: 2462 MHz;Duty Cycle: 1:1
Medium parameters used: f = 2462 MHz; σ = 1.991 S/m; ε_r = 51.876; ρ = 1000 kg/m^3
Phantom section: Flat Section

DASY5 Configuration:

- Probe: EX3DV4 - SN7522; ConvF(7.05, 7.05, 7.05); Calibrated: 11/2/2018;
- Sensor-Surface: 4mm (Mechanical Surface Detection)
- Electronics: DAE4 SN1562;Calibrated: 11/6/2018
- Phantom: ELI V8.0 P1aP2a; Type: QD OVA 004 AA; Serial: 2092
- Measurement SW: DASY52, Version 52.10 (2);

Area Scan (101x111x1): Interpolated grid: dx=1.000 mm, dy=1.000 mm
Maximum value of SAR (interpolated) = 0.343 W/kg

Zoom Scan (7x7x7)/Cube 0: Measurement grid: dx=5mm, dy=5mm, dz=5mm
Reference Value = 8.432 V/m; Power Drift = 0.20 dB
Peak SAR (extrapolated) = 0.761 W/kg
SAR(1 g) = 0.293 W/kg; SAR(10 g) = 0.150 W/kg (SAR corrected for target medium)
Maximum value of SAR (measured) = 0.314 W/kg



0 dB = 0.314 W/kg = -5.03 dBW/kg