Plot 1#: GSM 850 Mid Head Left Cheek

DUT: Mobile Phone; Type: X602; Serial: CR221047343-SA-S1

Communication System: Generic GSM; Frequency: 836.6 MHz;Duty Cycle: 1:8
Medium parameters used: f = 836.6 MHz; σ = 0.913 S/m; ε_r = 41.381; ρ = 1000 kg/m^3
Phantom section: Left Section

DASY5 Configuration:

- Probe: EX3DV4 - SN7522; ConvF(9.7, 9.7, 9.7) @ 836.6 MHz; Calibrated: 2022/5/6
- Sensor-Surface: 1.4mm (Mechanical Surface Detection)
- Electronics: DAE4 Sn1325; Calibrated: 2022/8/29
- Phantom: SAM 1; Type: QD000P40CC; Serial: TP:1412
- Measurement SW: DASY52, Version 52.10 (2); SEMCAD X Version 14.6.12 (7470)

Area Scan (61x101x1): Interpolated grid: dx=1.500 mm, dy=1.500 mm
Maximum value of SAR (interpolated) = 0.302 W/kg

Zoom Scan (5x5x7)/Cube 0: Measurement grid: dx=8mm, dy=8mm, dz=5mm
Reference Value = 6.773 V/m; Power Drift = -0.20 dB
Peak SAR (extrapolated) = 0.328 W/kg
SAR(1 g) = 0.254 W/kg; SAR(10 g) = 0.196 W/kg
Maximum value of SAR (measured) = 0.304 W/kg



0 dB = 0.304 W/kg = -5.17 dBW/kg

Plot 2#: GSM 850 Mid Head Left Tilt

DUT: Mobile Phone; Type: X602; Serial: CR221047343-SA-S1

Communication System: Generic GSM; Frequency: 836.6 MHz;Duty Cycle: 1:8
Medium parameters used: f = 836.6 MHz; σ = 0.913 S/m; ε_r = 41.381; ρ = 1000 kg/m^3
Phantom section: Left Section

DASY5 Configuration:

- Probe: EX3DV4 - SN7522; ConvF(9.7, 9.7, 9.7) @ 836.6 MHz; Calibrated: 2022/5/6
- Sensor-Surface: 1.4mm (Mechanical Surface Detection)
- Electronics: DAE4 Sn1325; Calibrated: 2022/8/29
- Phantom: SAM 1; Type: QD000P40CC; Serial: TP:1412
- Measurement SW: DASY52, Version 52.10 (2); SEMCAD X Version 14.6.12 (7470)

Area Scan (61x101x1): Interpolated grid: dx=1.500 mm, dy=1.500 mm
Maximum value of SAR (interpolated) = 0.127 W/kg

Zoom Scan (5x5x7)/Cube 0: Measurement grid: dx=8mm, dy=8mm, dz=5mm
Reference Value = 8.296 V/m; Power Drift = -0.17 dB
Peak SAR (extrapolated) = 0.0990 W/kg
SAR(1 g) = 0.070 W/kg; SAR(10 g) = 0.052 W/kg
Maximum value of SAR (measured) = 0.0915 W/kg



0 dB = 0.0915 W/kg = -10.39 dBW/kg

Plot 3#: GSM 850 Mid Head Right Cheek

DUT: Mobile Phone; Type: X602; Serial: CR221047343-SA-S1

Communication System: Generic GSM; Frequency: 836.6 MHz;Duty Cycle: 1:8
Medium parameters used: f = 836.6 MHz; σ = 0.913 S/m; ε_r = 41.381; ρ = 1000 kg/m^3
Phantom section: Right Section

DASY5 Configuration:

- Probe: EX3DV4 - SN7522; ConvF(9.7, 9.7, 9.7) @ 836.6 MHz; Calibrated: 2022/5/6
- Sensor-Surface: 1.4mm (Mechanical Surface Detection)
- Electronics: DAE4 Sn1325; Calibrated: 2022/8/29
- Phantom: SAM 1; Type: QD000P40CC; Serial: TP:1412
- Measurement SW: DASY52, Version 52.10 (2); SEMCAD X Version 14.6.12 (7470)

Area Scan (61x101x1): Interpolated grid: dx=1.500 mm, dy=1.500 mm
Maximum value of SAR (interpolated) = 0.290 W/kg

Zoom Scan (5x5x7)/Cube 0: Measurement grid: dx=8mm, dy=8mm, dz=5mm
Reference Value = 3.741 V/m; Power Drift = 0.17 dB
Peak SAR (extrapolated) = 0.310 W/kg
SAR(1 g) = 0.231 W/kg; SAR(10 g) = 0.178 W/kg
Maximum value of SAR (measured) = 0.282 W/kg



0 dB = 0.282 W/kg = -5.50 dBW/kg

Plot 4#: GSM 850 Mid Head Right Tilt

DUT: Mobile Phone; Type: X602; Serial: CR221047343-SA-S1

Communication System: Generic GSM; Frequency: 836.6 MHz;Duty Cycle: 1:8
Medium parameters used: f = 836.6 MHz; σ = 0.913 S/m; ε_r = 41.381; ρ = 1000 kg/m^3
Phantom section: Right Section

DASY5 Configuration:

- Probe: EX3DV4 - SN7522; ConvF(9.7, 9.7, 9.7) @ 836.6 MHz; Calibrated: 2022/5/6
- Sensor-Surface: 1.4mm (Mechanical Surface Detection)
- Electronics: DAE4 Sn1325; Calibrated: 2022/8/29
- Phantom: SAM 1; Type: QD000P40CC; Serial: TP:1412
- Measurement SW: DASY52, Version 52.10 (2); SEMCAD X Version 14.6.12 (7470)

Area Scan (61x101x1): Interpolated grid: dx=1.500 mm, dy=1.500 mm
Maximum value of SAR (interpolated) = 0.115 W/kg

Zoom Scan (5x5x7)/Cube 0: Measurement grid: dx=8mm, dy=8mm, dz=5mm
Reference Value = 4.130 V/m; Power Drift = 0.16 dB
Peak SAR (extrapolated) = 0.129 W/kg
SAR(1 g) = 0.095 W/kg; SAR(10 g) = 0.075 W/kg
Maximum value of SAR (measured) = 0.117 W/kg



0 dB = 0.117 W/kg = -9.32 dBW/kg

Plot 5#: GSM 850 Mid Body Worn Front

DUT: Mobile Phone; Type: X602; Serial: CR221047343-SA-S1

Communication System: Generic GSM; Frequency: 836.6 MHz;Duty Cycle: 1:8
Medium parameters used: f = 836.6 MHz; σ = 0.913 S/m; ε_r = 41.381; ρ = 1000 kg/m^3
Phantom section: Flat Section

DASY5 Configuration:

- Probe: EX3DV4 - SN7522; ConvF(9.7, 9.7, 9.7) @ 836.6 MHz; Calibrated: 2022/5/6
- Sensor-Surface: 1.4mm (Mechanical Surface Detection)
- Electronics: DAE4 Sn1325; Calibrated: 2022/8/29
- Phantom: SAM 1; Type: QD000P40CC; Serial: TP:1412
- Measurement SW: DASY52, Version 52.10 (2); SEMCAD X Version 14.6.12 (7470)

Area Scan (71x121x1): Interpolated grid: dx=1.500 mm, dy=1.500 mm
Maximum value of SAR (interpolated) = 0.317 W/kg

Zoom Scan (5x5x7)/Cube 0: Measurement grid: dx=8mm, dy=8mm, dz=5mm
Reference Value = 16.46 V/m; Power Drift = 0.01 dB
Peak SAR (extrapolated) = 0.361 W/kg
SAR(1 g) = 0.256 W/kg; SAR(10 g) = 0.190 W/kg
Maximum value of SAR (measured) = 0.322 W/kg

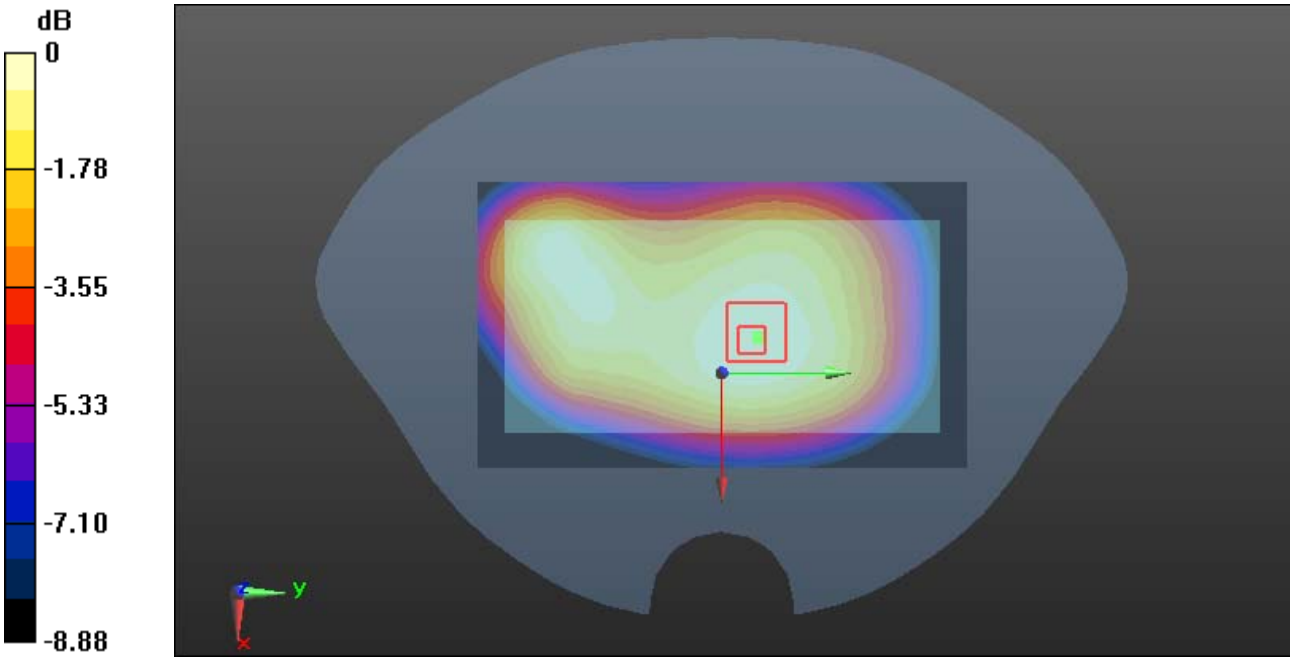

0 dB = 0.322 W/kg = -4.92 dBW/kg

Plot 6#: GSM 850 Mid Body Worn Back

DUT: Mobile Phone; Type: X602; Serial: CR221047343-SA-S1

Communication System: Generic GSM; Frequency: 836.6 MHz;Duty Cycle: 1:8
Medium parameters used: f = 836.6 MHz; σ = 0.913 S/m; ε_r = 41.381; ρ = 1000 kg/m^3
Phantom section: Flat Section

DASY5 Configuration:

- Probe: EX3DV4 - SN7522; ConvF(9.7, 9.7, 9.7) @ 836.6 MHz; Calibrated: 2022/5/6
- Sensor-Surface: 1.4mm (Mechanical Surface Detection)
- Electronics: DAE4 Sn1325; Calibrated: 2022/8/29
- Phantom: SAM 1; Type: QD000P40CC; Serial: TP:1412
- Measurement SW: DASY52, Version 52.10 (2); SEMCAD X Version 14.6.12 (7470)

Area Scan (71x121x1): Interpolated grid: dx=1.500 mm, dy=1.500 mm
Maximum value of SAR (interpolated) = 0.477 W/kg

Zoom Scan (5x5x7)/Cube 0: Measurement grid: dx=8mm, dy=8mm, dz=5mm
Reference Value = 18.77 V/m; Power Drift = 0.09 dB
Peak SAR (extrapolated) = 0.619 W/kg
SAR(1 g) = 0.323 W/kg; SAR(10 g) = 0.188 W/kg
Maximum value of SAR (measured) = 0.503 W/kg

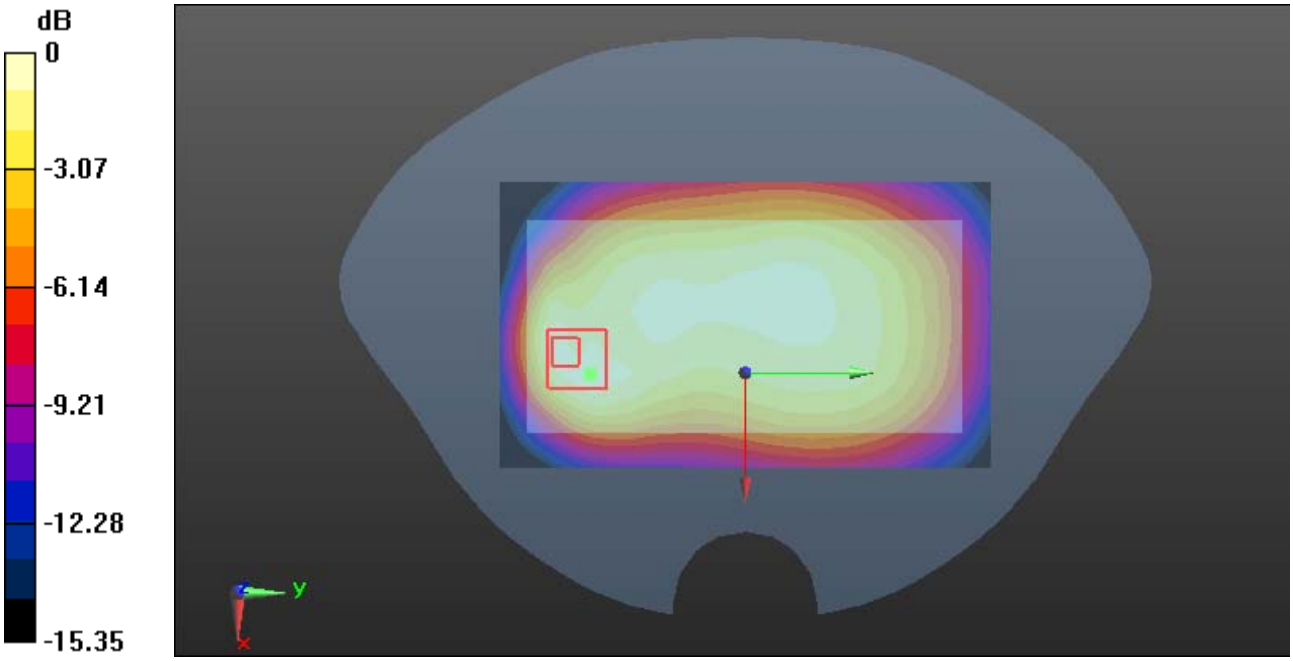

0 dB = 0.503 W/kg = -2.98 dBW/kg

Plot 7#: GSM 850 Mid Body Front

DUT: Mobile Phone; Type: X602; Serial: CR221047343-SA-S1

Communication System: Generic GPRS-2 slots; Frequency: 836.6 MHz;Duty Cycle: 1:4
Medium parameters used: f = 836.6 MHz; σ = 0.913 S/m; ε_r = 41.381; ρ = 1000 kg/m^3
Phantom section: Flat Section

DASY5 Configuration:

- Probe: EX3DV4 - SN7522; ConvF(9.7, 9.7, 9.7) @ 836.6 MHz; Calibrated: 2022/5/6
- Sensor-Surface: 1.4mm (Mechanical Surface Detection)
- Electronics: DAE4 Sn1325; Calibrated: 2022/8/29
- Phantom: SAM 1; Type: QD000P40CC; Serial: TP:1412
- Measurement SW: DASY52, Version 52.10 (2); SEMCAD X Version 14.6.12 (7470)

Area Scan (71x121x1): Interpolated grid: dx=1.500 mm, dy=1.500 mm
Maximum value of SAR (interpolated) = 0.339 W/kg

Zoom Scan (5x5x7)/Cube 0: Measurement grid: dx=8mm, dy=8mm, dz=5mm
Reference Value = 15.31 V/m; Power Drift = -0.06 dB
Peak SAR (extrapolated) = 0.397 W/kg
SAR(1 g) = 0.255 W/kg; SAR(10 g) = 0.175 W/kg
Maximum value of SAR (measured) = 0.343 W/kg

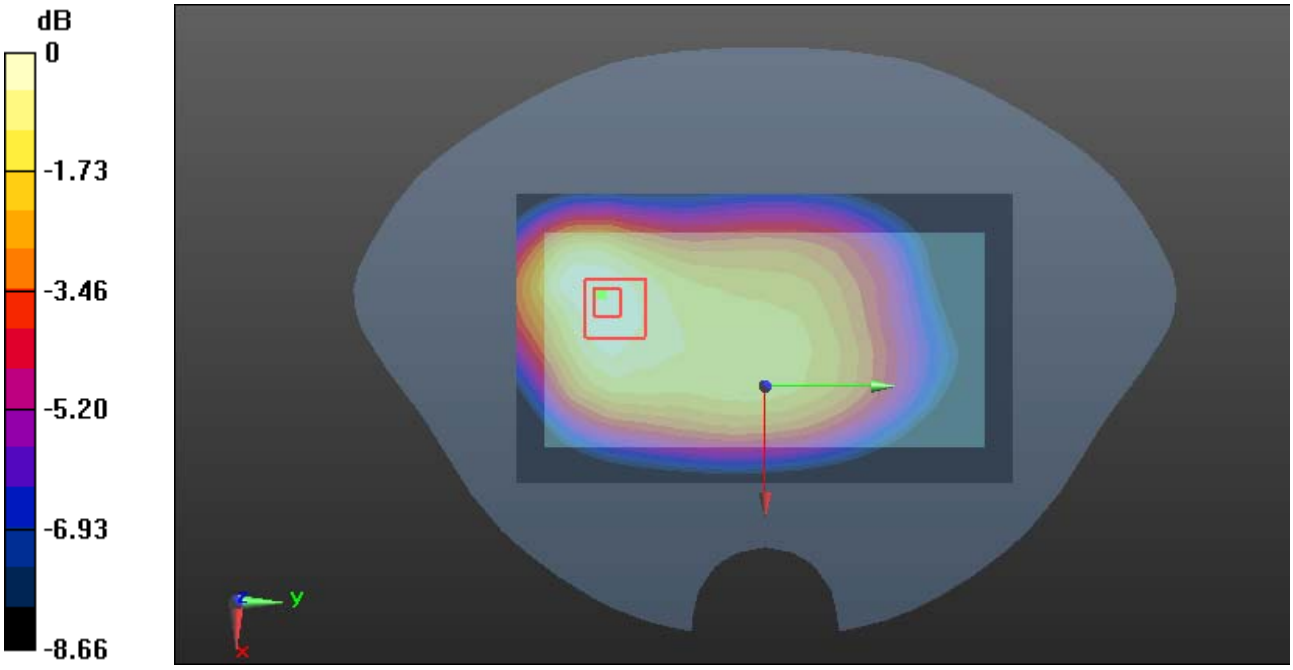

0 dB = 0.343 W/kg = -4.65 dBW/kg

Plot 8#: GSM 850 Mid Body Back

DUT: Mobile Phone; Type: X602; Serial: CR221047343-SA-S1

Communication System: Generic GPRS-2 slots; Frequency: 836.6 MHz;Duty Cycle: 1:4
Medium parameters used: f = 836.6 MHz; σ = 0.913 S/m; ε_r = 41.381; ρ = 1000 kg/m^3
Phantom section: Flat Section

DASY5 Configuration:

- Probe: EX3DV4 - SN7522; ConvF(9.7, 9.7, 9.7) @ 836.6 MHz; Calibrated: 2022/5/6
- Sensor-Surface: 1.4mm (Mechanical Surface Detection)
- Electronics: DAE4 Sn1325; Calibrated: 2022/8/29
- Phantom: SAM 1; Type: QD000P40CC; Serial: TP:1412
- Measurement SW: DASY52, Version 52.10 (2); SEMCAD X Version 14.6.12 (7470)

Area Scan (71x121x1): Interpolated grid: dx=1.500 mm, dy=1.500 mm
Maximum value of SAR (interpolated) = 0.524 W/kg

Zoom Scan (5x5x7)/Cube 0: Measurement grid: dx=8mm, dy=8mm, dz=5mm
Reference Value = 18.30 V/m; Power Drift = 0.10 dB
Peak SAR (extrapolated) = 0.578 W/kg
SAR(1 g) = 0.317 W/kg; SAR(10 g) = 0.196 W/kg
Maximum value of SAR (measured) = 0.475 W/kg

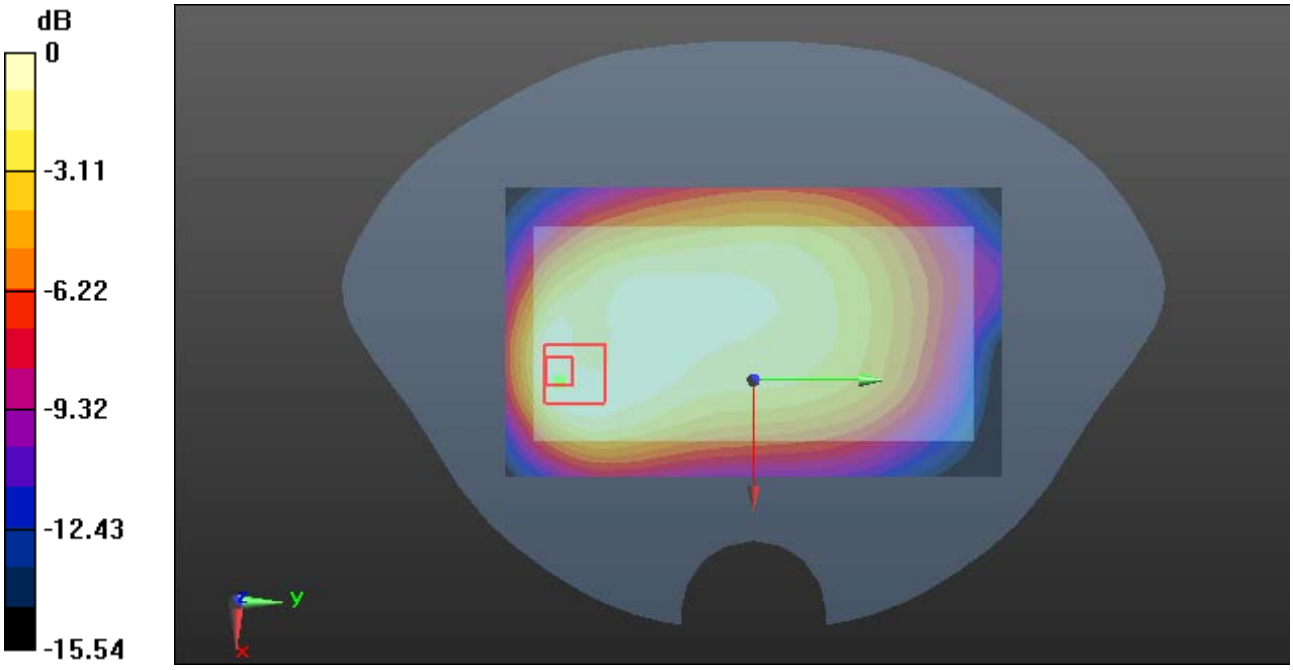

0 dB = 0.475 W/kg = -3.23 dBW/kg

Plot 9#: GSM 850 Mid Body Left

DUT: Mobile Phone; Type: X602; Serial: CR221047343-SA-S1

Communication System: Generic GPRS-2 slots; Frequency: 836.6 MHz;Duty Cycle: 1:4
Medium parameters used: f = 836.6 MHz; σ = 0.913 S/m; ε_r = 41.381; ρ = 1000 kg/m^3
Phantom section: Flat Section

DASY5 Configuration:

- Probe: EX3DV4 - SN7522; ConvF(9.7, 9.7, 9.7) @ 836.6 MHz; Calibrated: 2022/5/6
- Sensor-Surface: 1.4mm (Mechanical Surface Detection)
- Electronics: DAE4 Sn1325; Calibrated: 2022/8/29
- Phantom: SAM 1; Type: QD000P40CC; Serial: TP:1412
- Measurement SW: DASY52, Version 52.10 (2); SEMCAD X Version 14.6.12 (7470)

Area Scan (41x121x1): Interpolated grid: dx=1.500 mm, dy=1.500 mm
Maximum value of SAR (interpolated) = 0.256 W/kg

Zoom Scan (5x5x7)/Cube 0: Measurement grid: dx=8mm, dy=8mm, dz=5mm
Reference Value = 14.05 V/m; Power Drift = -0.04 dB
Peak SAR (extrapolated) = 0.294 W/kg
SAR(1 g) = 0.191 W/kg; SAR(10 g) = 0.130 W/kg
Maximum value of SAR (measured) = 0.255 W/kg

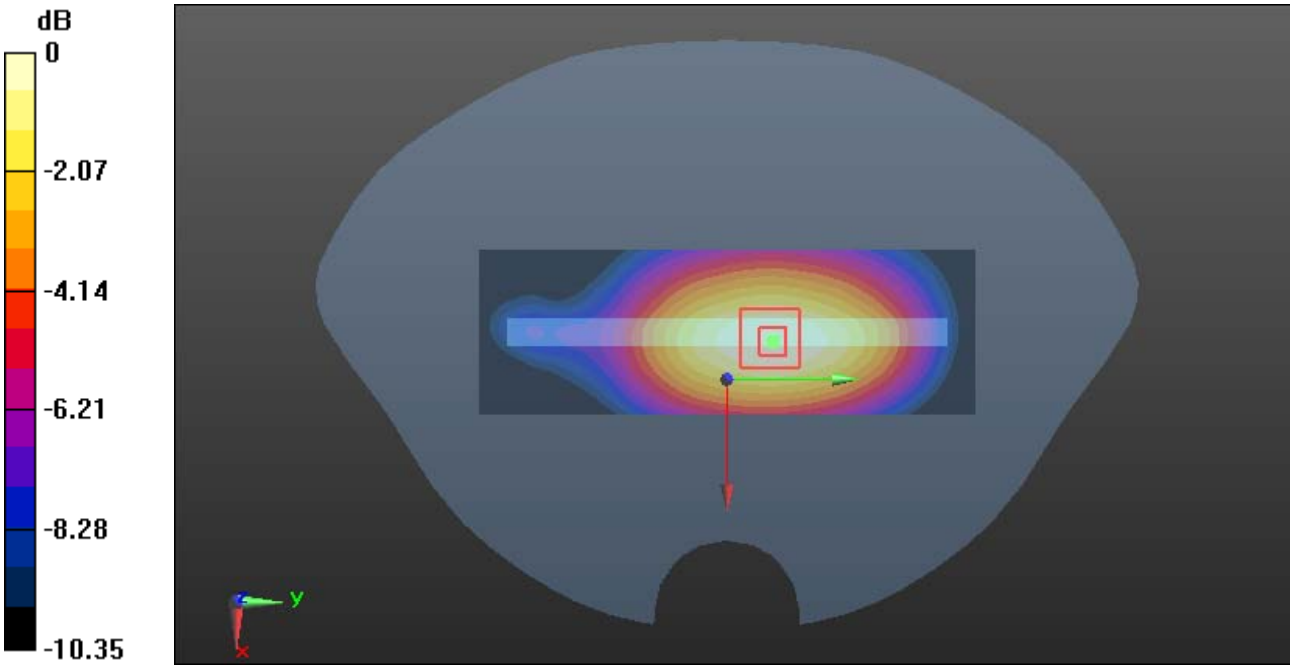

0 dB = 0.255 W/kg = -5.93 dBW/kg

Plot 10#: GSM 850 Mid Body Right

DUT: Mobile Phone; Type: X602; Serial: CR221047343-SA-S1

Communication System: Generic GPRS-2 slots; Frequency: 836.6 MHz;Duty Cycle: 1:4
Medium parameters used: f = 836.6 MHz; σ = 0.913 S/m; ε_r = 41.381; ρ = 1000 kg/m^3
Phantom section: Flat Section

DASY5 Configuration:

- Probe: EX3DV4 - SN7522; ConvF(9.7, 9.7, 9.7) @ 836.6 MHz; Calibrated: 2022/5/6
- Sensor-Surface: 1.4mm (Mechanical Surface Detection)
- Electronics: DAE4 Sn1325; Calibrated: 2022/8/29
- Phantom: SAM 1; Type: QD000P40CC; Serial: TP:1412
- Measurement SW: DASY52, Version 52.10 (2); SEMCAD X Version 14.6.12 (7470)

Area Scan (41x121x1): Interpolated grid: dx=1.500 mm, dy=1.500 mm
Maximum value of SAR (interpolated) = 0.358 W/kg

Zoom Scan (5x5x7)/Cube 0: Measurement grid: dx=8mm, dy=8mm, dz=5mm
Reference Value = 15.24 V/m; Power Drift = -0.12 dB
Peak SAR (extrapolated) = 0.411 W/kg
SAR(1 g) = 0.267 W/kg; SAR(10 g) = 0.181 W/kg
Maximum value of SAR (measured) = 0.358 W/kg

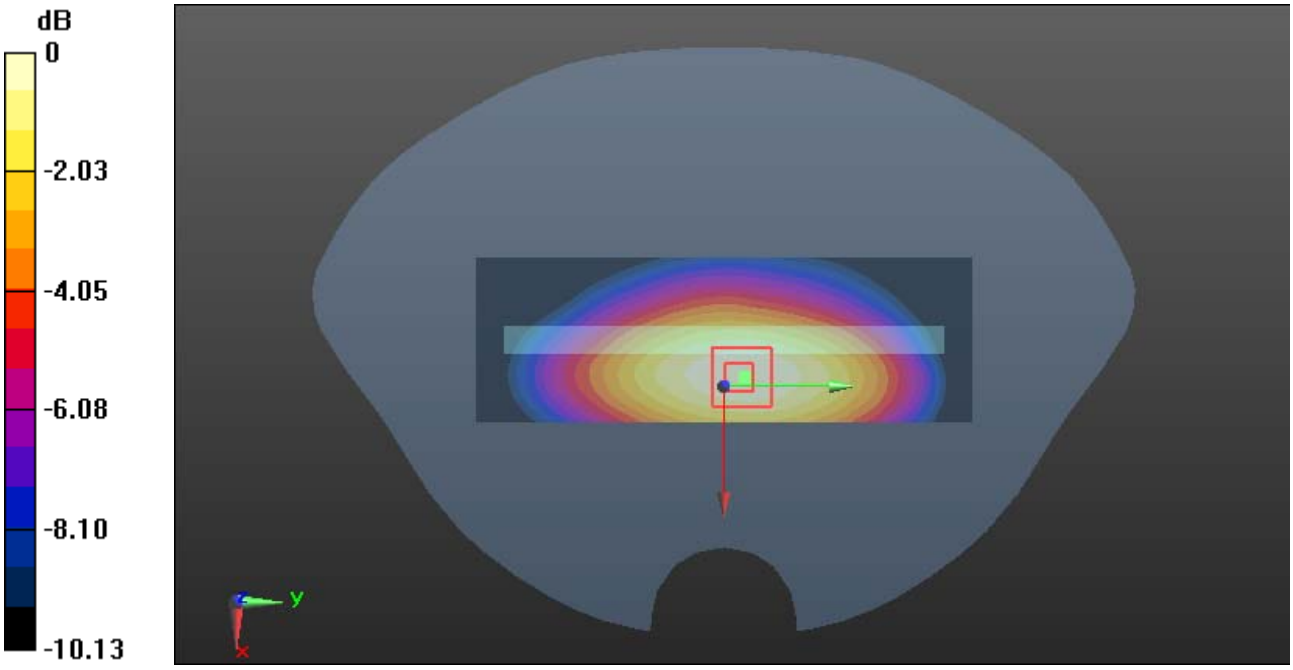

0 dB = 0.358 W/kg = -4.46 dBW/kg

Plot 11#: GSM 850 Mid Body Bottom

DUT: Mobile Phone; Type: X602; Serial: CR221047343-SA-S1

Communication System: Generic GPRS-2 slots; Frequency: 836.6 MHz;Duty Cycle: 1:4
Medium parameters used: f = 836.6 MHz; σ = 0.913 S/m; ε_r = 41.381; ρ = 1000 kg/m^3
Phantom section: Flat Section

DASY5 Configuration:

- Probe: EX3DV4 - SN7522; ConvF(9.7, 9.7, 9.7) @ 836.6 MHz; Calibrated: 2022/5/6
- Sensor-Surface: 1.4mm (Mechanical Surface Detection)
- Electronics: DAE4 Sn1325; Calibrated: 2022/8/29
- Phantom: SAM 1; Type: QD000P40CC; Serial: TP:1412
- Measurement SW: DASY52, Version 52.10 (2); SEMCAD X Version 14.6.12 (7470)

Area Scan (41x71x1): Interpolated grid: dx=1.500 mm, dy=1.500 mm
Maximum value of SAR (interpolated) = 0.178 W/kg

Zoom Scan (5x5x7)/Cube 0: Measurement grid: dx=8mm, dy=8mm, dz=5mm
Reference Value = 10.62 V/m; Power Drift = 0.17 dB
Peak SAR (extrapolated) = 0.247 W/kg
SAR(1 g) = 0.119 W/kg; SAR(10 g) = 0.071 W/kg
Maximum value of SAR (measured) = 0.183 W/kg

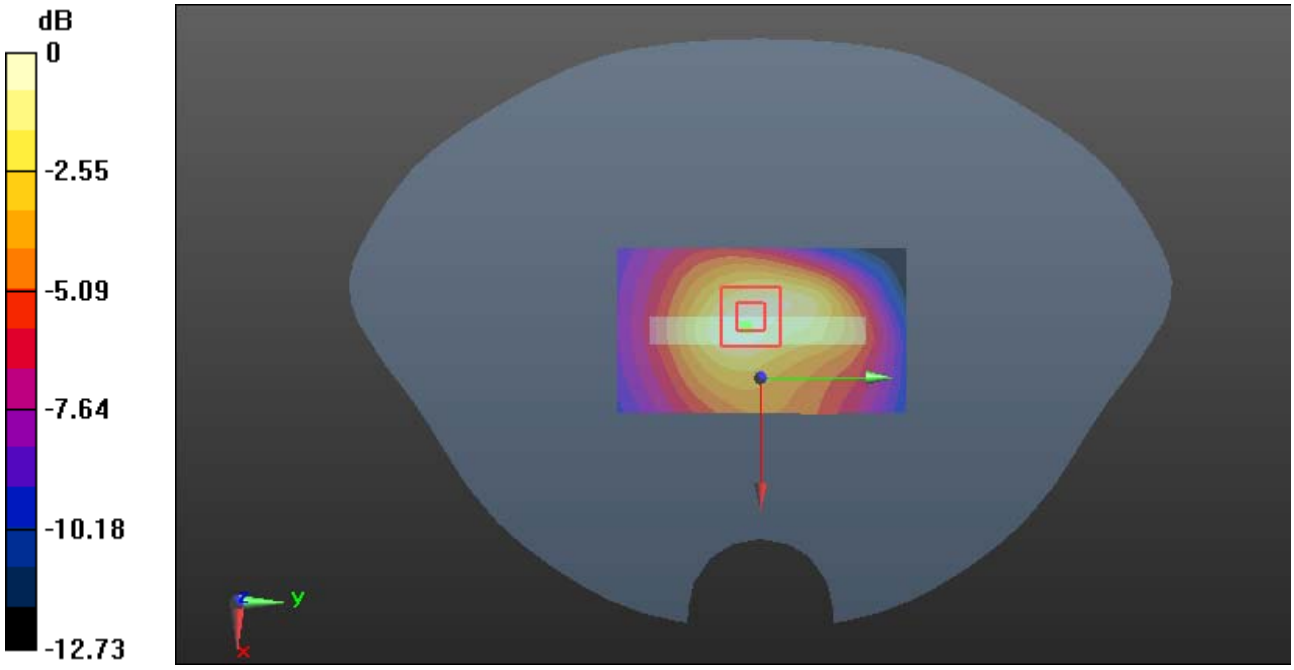

0 dB = 0.183 W/kg = -7.38 dBW/kg

Plot 12#: GSM 1900 Mid Head Left Cheek

DUT: Mobile Phone; Type: X602; Serial: CR221047343-SA-S1

Communication System: Generic GSM; Frequency: 1880 MHz;Duty Cycle: 1:8
Medium parameters used: f = 1880 MHz; σ = 1.407 S/m; ε_r = 39.943; ρ = 1000 kg/m^3
Phantom section: Left Section

DASY5 Configuration:

- Probe: EX3DV4 - SN7522; ConvF(7.79, 7.79, 7.79) @ 1880 MHz; Calibrated: 2022/5/6
- Sensor-Surface: 1.4mm (Mechanical Surface Detection)
- Electronics: DAE4 Sn1325; Calibrated: 2022/8/29
- Phantom: SAM 1; Type: QD000P40CC; Serial: TP:1412
- Measurement SW: DASY52, Version 52.10 (2); SEMCAD X Version 14.6.12 (7470)

Area Scan (61x101x1): Interpolated grid: dx=1.500 mm, dy=1.500 mm
Maximum value of SAR (interpolated) = 0.210 W/kg

Zoom Scan (5x5x7)/Cube 0: Measurement grid: dx=8mm, dy=8mm, dz=5mm
Reference Value = 5.726 V/m; Power Drift = 0.15 dB
Peak SAR (extrapolated) = 0.235 W/kg
SAR(1 g) = 0.158 W/kg; SAR(10 g) = 0.106 W/kg
Maximum value of SAR (measured) = 0.208 W/kg



0 dB = 0.208 W/kg = -6.82 dBW/kg

Plot 13#: GSM 1900 Mid Head Left Tilt

DUT: Mobile Phone; Type: X602; Serial: CR221047343-SA-S1

Communication System: Generic GSM; Frequency: 1880 MHz;Duty Cycle: 1:8
Medium parameters used: f = 1880 MHz; σ = 1.407 S/m; ε_r = 39.943; ρ = 1000 kg/m^3
Phantom section: Left Section

DASY5 Configuration:

- Probe: EX3DV4 - SN7522; ConvF(7.79, 7.79, 7.79) @ 1880 MHz; Calibrated: 2022/5/6
- Sensor-Surface: 1.4mm (Mechanical Surface Detection)
- Electronics: DAE4 Sn1325; Calibrated: 2022/8/29
- Phantom: SAM 1; Type: QD000P40CC; Serial: TP:1412
- Measurement SW: DASY52, Version 52.10 (2); SEMCAD X Version 14.6.12 (7470)

Area Scan (61x111x1): Interpolated grid: dx=1.500 mm, dy=1.500 mm
Maximum value of SAR (interpolated) = 0.0848 W/kg

Zoom Scan (5x5x7)/Cube 0: Measurement grid: dx=8mm, dy=8mm, dz=5mm
Reference Value = 7.026 V/m; Power Drift = 0.01 dB
Peak SAR (extrapolated) = 0.100 W/kg
SAR(1 g) = 0.066 W/kg; SAR(10 g) = 0.040 W/kg
Maximum value of SAR (measured) = 0.0893 W/kg

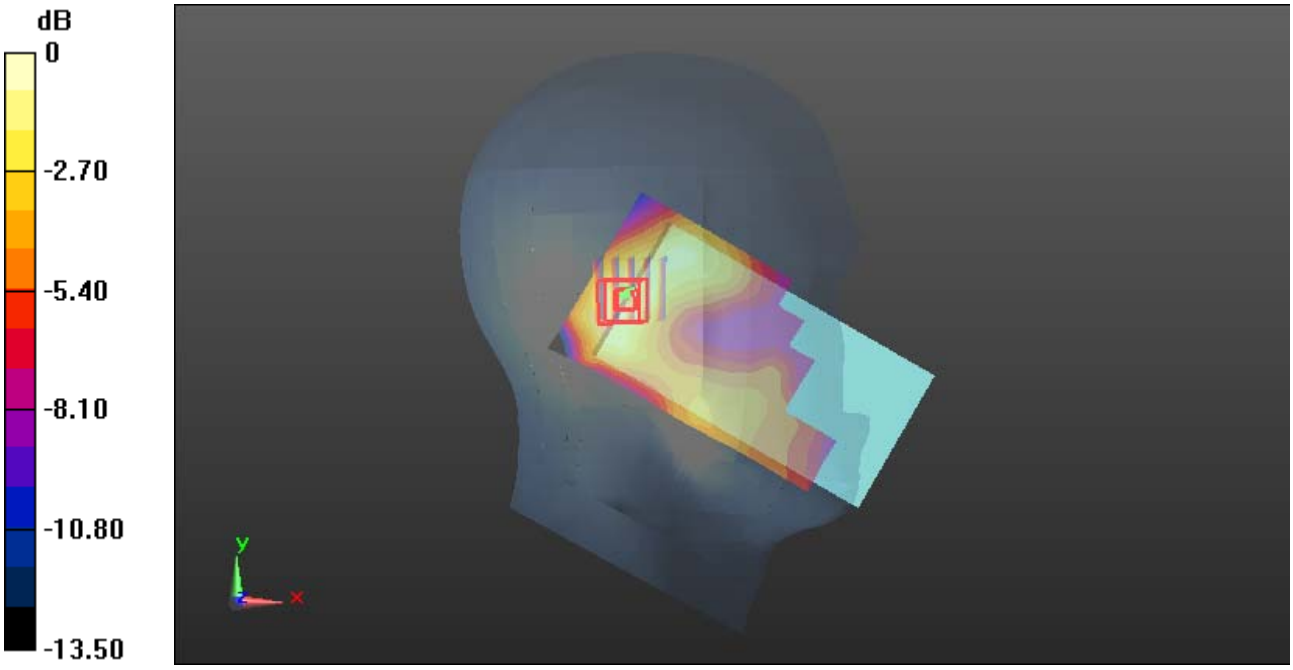

0 dB = 0.0893 W/kg = -10.49 dBW/kg

Plot 14#: GSM 1900 Mid Head Right Cheek

DUT: Mobile Phone; Type: X602; Serial: CR221047343-SA-S1

Communication System: Generic GSM; Frequency: 1880 MHz;Duty Cycle: 1:8
Medium parameters used: f = 1880 MHz; σ = 1.407 S/m; ε_r = 39.943; ρ = 1000 kg/m^3
Phantom section: Right Section

DASY5 Configuration:

- Probe: EX3DV4 - SN7522; ConvF(7.79, 7.79, 7.79) @ 1880 MHz; Calibrated: 2022/5/6
- Sensor-Surface: 1.4mm (Mechanical Surface Detection)
- Electronics: DAE4 Sn1325; Calibrated: 2022/8/29
- Phantom: SAM 1; Type: QD000P40CC; Serial: TP:1412
- Measurement SW: DASY52, Version 52.10 (2); SEMCAD X Version 14.6.12 (7470)

Area Scan (61x101x1): Interpolated grid: dx=1.500 mm, dy=1.500 mm
Maximum value of SAR (interpolated) = 0.105 W/kg

Zoom Scan (5x5x7)/Cube 0: Measurement grid: dx=8mm, dy=8mm, dz=5mm
Reference Value = 5.376 V/m; Power Drift = -0.07 dB
Peak SAR (extrapolated) = 0.119 W/kg
SAR(1 g) = 0.076 W/kg; SAR(10 g) = 0.049 W/kg
Maximum value of SAR (measured) = 0.103 W/kg



0 dB = 0.103 W/kg = -9.87 dBW/kg

Plot 15#: GSM 1900 Mid Head Right Tilt

DUT: Mobile Phone; Type: X602; Serial: CR221047343-SA-S1

Communication System: Generic GSM; Frequency: 1880 MHz;Duty Cycle: 1:8
Medium parameters used: f = 1880 MHz; σ = 1.407 S/m; ε_r = 39.943; ρ = 1000 kg/m^3
Phantom section: Right Section

DASY5 Configuration:

- Probe: EX3DV4 - SN7522; ConvF(7.79, 7.79, 7.79) @ 1880 MHz; Calibrated: 2022/5/6
- Sensor-Surface: 1.4mm (Mechanical Surface Detection)
- Electronics: DAE4 Sn1325; Calibrated: 2022/8/29
- Phantom: SAM 1; Type: QD000P40CC; Serial: TP:1412
- Measurement SW: DASY52, Version 52.10 (2); SEMCAD X Version 14.6.12 (7470)

Area Scan (61x111x1): Interpolated grid: dx=1.500 mm, dy=1.500 mm
Maximum value of SAR (interpolated) = 0.102 W/kg

Zoom Scan (5x5x7)/Cube 0: Measurement grid: dx=8mm, dy=8mm, dz=5mm
Reference Value = 7.313 V/m; Power Drift = 0.06 dB
Peak SAR (extrapolated) = 0.111 W/kg
SAR(1 g) = 0.069 W/kg; SAR(10 g) = 0.042 W/kg
Maximum value of SAR (measured) = 0.0953 W/kg



0 dB = 0.0953 W/kg = -10.21 dBW/kg

Plot 16#: GSM 1900 Mid Body Worn Front

DUT: Mobile Phone; Type: X602; Serial: CR221047343-SA-S1

Communication System: Generic GSM; Frequency: 1880 MHz;Duty Cycle: 1:8
Medium parameters used: f = 1880 MHz; σ = 1.407 S/m; ε_r = 39.943; ρ = 1000 kg/m^3
Phantom section: Flat Section

DASY5 Configuration:

- Probe: EX3DV4 - SN7522; ConvF(7.79, 7.79, 7.79) @ 1880 MHz; Calibrated: 2022/5/6
- Sensor-Surface: 1.4mm (Mechanical Surface Detection)
- Electronics: DAE4 Sn1325; Calibrated: 2022/8/29
- Phantom: SAM 1; Type: QD000P40CC; Serial: TP:1412
- Measurement SW: DASY52, Version 52.10 (2); SEMCAD X Version 14.6.12 (7470)

Area Scan (71x121x1): Interpolated grid: dx=1.500 mm, dy=1.500 mm
Maximum value of SAR (interpolated) = 0.434 W/kg

Zoom Scan (5x5x7)/Cube 0: Measurement grid: dx=8mm, dy=8mm, dz=5mm
Reference Value = 4.731 V/m; Power Drift = -0.01 dB
Peak SAR (extrapolated) = 0.518 W/kg
SAR(1 g) = 0.294 W/kg; SAR(10 g) = 0.171 W/kg
Maximum value of SAR (measured) = 0.434 W/kg

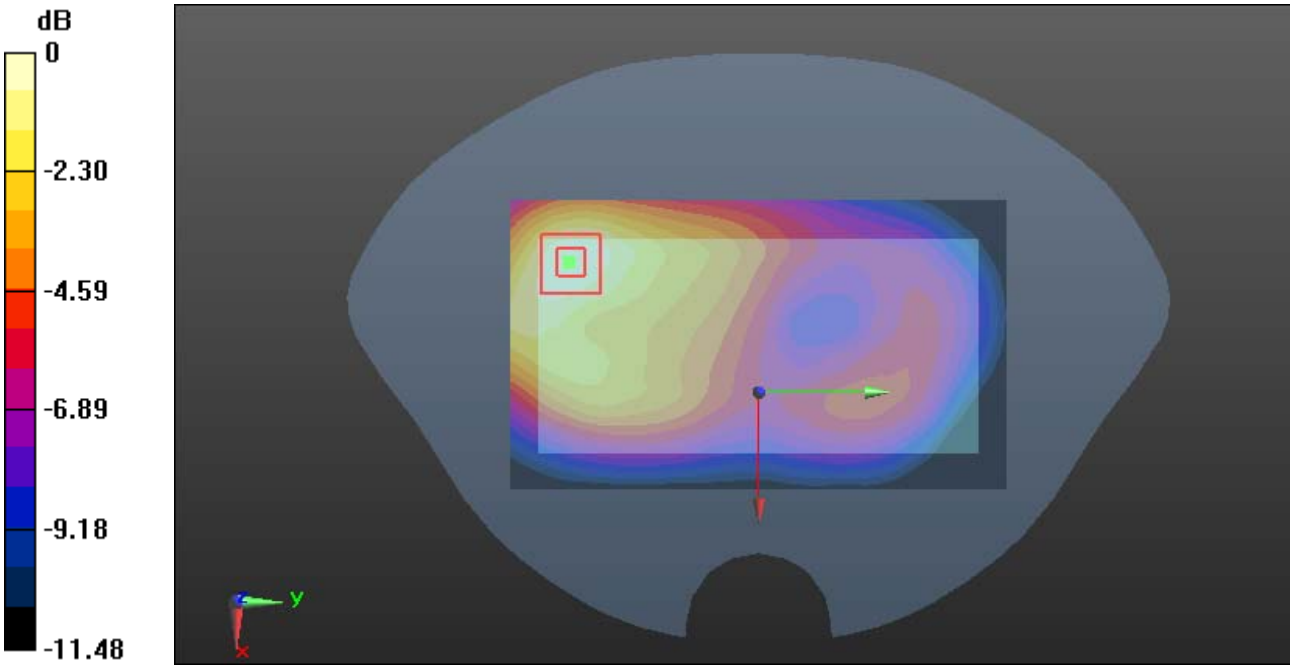

0 dB = 0.434 W/kg = -3.63 dBW/kg

Plot 17#: GSM 1900 Mid Body Worn Back

DUT: Mobile Phone; Type: X602; Serial: CR221047343-SA-S1

Communication System: Generic GSM; Frequency: 1880 MHz;Duty Cycle: 1:8
Medium parameters used: f = 1880 MHz; σ = 1.407 S/m; ε_r = 39.943; ρ = 1000 kg/m^3
Phantom section: Flat Section

DASY5 Configuration:

- Probe: EX3DV4 - SN7522; ConvF(7.79, 7.79, 7.79) @ 1880 MHz; Calibrated: 2022/5/6
- Sensor-Surface: 1.4mm (Mechanical Surface Detection)
- Electronics: DAE4 Sn1325; Calibrated: 2022/8/29
- Phantom: SAM 1; Type: QD000P40CC; Serial: TP:1412
- Measurement SW: DASY52, Version 52.10 (2); SEMCAD X Version 14.6.12 (7470)

Area Scan (71x121x1): Interpolated grid: dx=1.500 mm, dy=1.500 mm
Maximum value of SAR (interpolated) = 0.614 W/kg

Zoom Scan (5x5x7)/Cube 0: Measurement grid: dx=8mm, dy=8mm, dz=5mm
Reference Value = 5.530 V/m; Power Drift = -0.20 dB
Peak SAR (extrapolated) = 0.778 W/kg
SAR(1 g) = 0.434 W/kg; SAR(10 g) = 0.240 W/kg
Maximum value of SAR (measured) = 0.627 W/kg

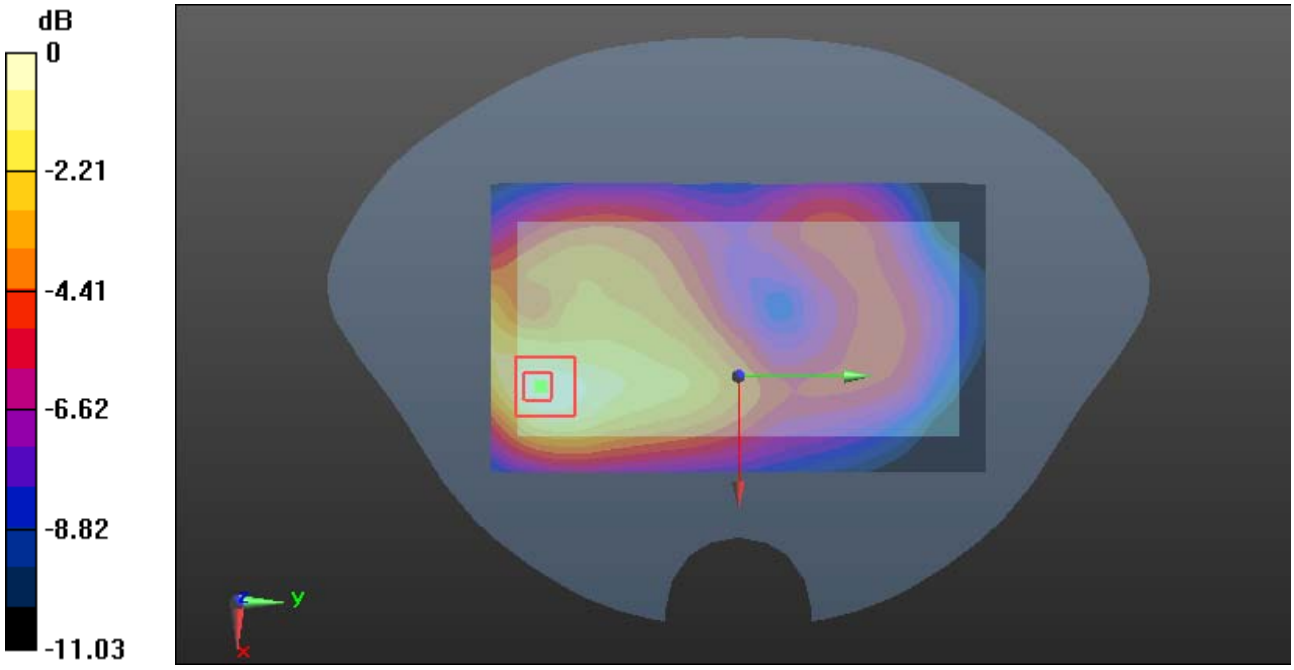

0 dB = 0.627 W/kg = -2.03 dBW/kg

Plot 18#: GSM 1900 Mid Body Front

DUT: Mobile Phone; Type: X602; Serial: CR221047343-SA-S1

Communication System: Generic GPRS-2 slots; Frequency: 1880 MHz;Duty Cycle: 1:4
Medium parameters used: f = 1880 MHz; σ = 1.407 S/m; ε_r = 39.943; ρ = 1000 kg/m^3
Phantom section: Flat Section

DASY5 Configuration:

- Probe: EX3DV4 - SN7522; ConvF(7.79, 7.79, 7.79) @ 1880 MHz; Calibrated: 2022/5/6
- Sensor-Surface: 1.4mm (Mechanical Surface Detection)
- Electronics: DAE4 Sn1325; Calibrated: 2022/8/29
- Phantom: SAM 1; Type: QD000P40CC; Serial: TP:1412
- Measurement SW: DASY52, Version 52.10 (2); SEMCAD X Version 14.6.12 (7470)

Area Scan (71x121x1): Interpolated grid: dx=1.500 mm, dy=1.500 mm
Maximum value of SAR (interpolated) = 0.561 W/kg

Zoom Scan (5x5x7)/Cube 0: Measurement grid: dx=8mm, dy=8mm, dz=5mm
Reference Value = 6.805 V/m; Power Drift = 0.05 dB
Peak SAR (extrapolated) = 0.685 W/kg
SAR(1 g) = 0.385 W/kg; SAR(10 g) = 0.220 W/kg
Maximum value of SAR (measured) = 0.572 W/kg

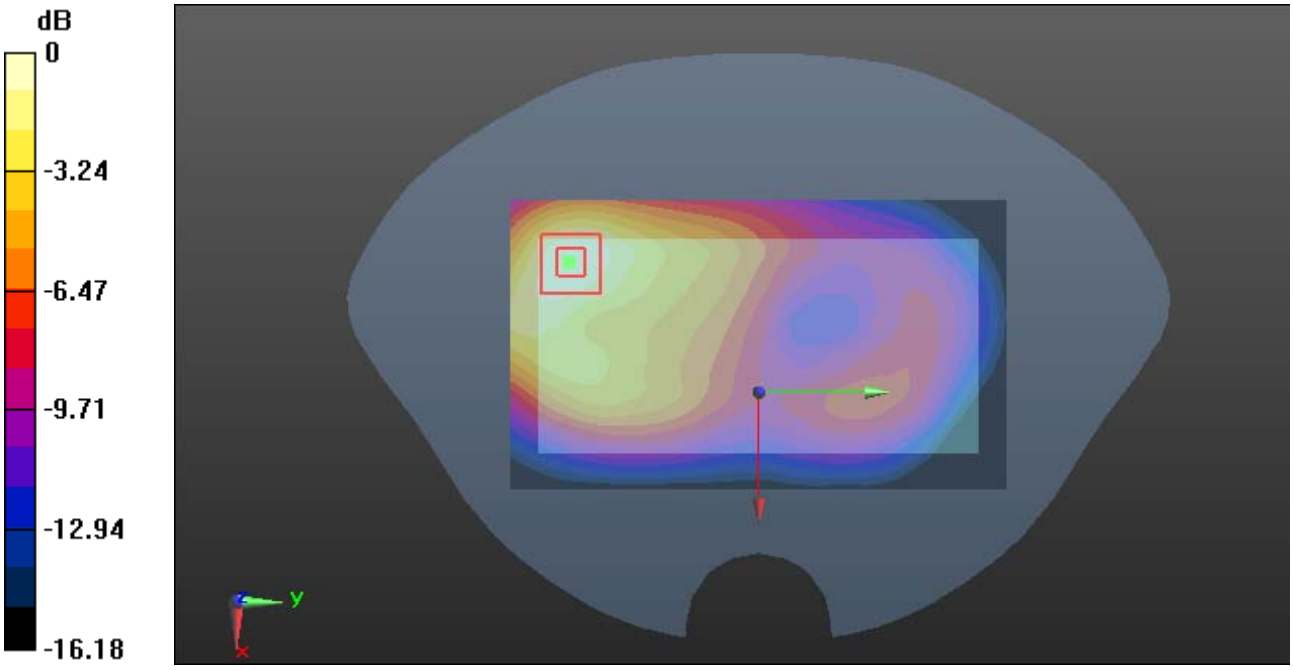

0 dB = 0.572 W/kg = -2.43 dBW/kg

Plot 19#: GSM 1900 Mid Body Back

DUT: Mobile Phone; Type: X602; Serial: CR221047343-SA-S1

Communication System: Generic GPRS-2 slots; Frequency: 1880 MHz;Duty Cycle: 1:4
Medium parameters used: f = 1880 MHz; σ = 1.407 S/m; ε_r = 39.943; ρ = 1000 kg/m^3
Phantom section: Flat Section

DASY5 Configuration:

- Probe: EX3DV4 - SN7522; ConvF(7.79, 7.79, 7.79) @ 1880 MHz; Calibrated: 2022/5/6
- Sensor-Surface: 1.4mm (Mechanical Surface Detection)
- Electronics: DAE4 Sn1325; Calibrated: 2022/8/29
- Phantom: SAM 1; Type: QD000P40CC; Serial: TP:1412
- Measurement SW: DASY52, Version 52.10 (2); SEMCAD X Version 14.6.12 (7470)

Area Scan (71x121x1): Interpolated grid: dx=1.500 mm, dy=1.500 mm
Maximum value of SAR (interpolated) = 0.658 W/kg

Zoom Scan (5x5x7)/Cube 0: Measurement grid: dx=8mm, dy=8mm, dz=5mm
Reference Value = 7.166 V/m; Power Drift = -0.03 dB
Peak SAR (extrapolated) = 0.749 W/kg
SAR(1 g) = 0.419 W/kg; SAR(10 g) = 0.234 W/kg
Maximum value of SAR (measured) = 0.630 W/kg

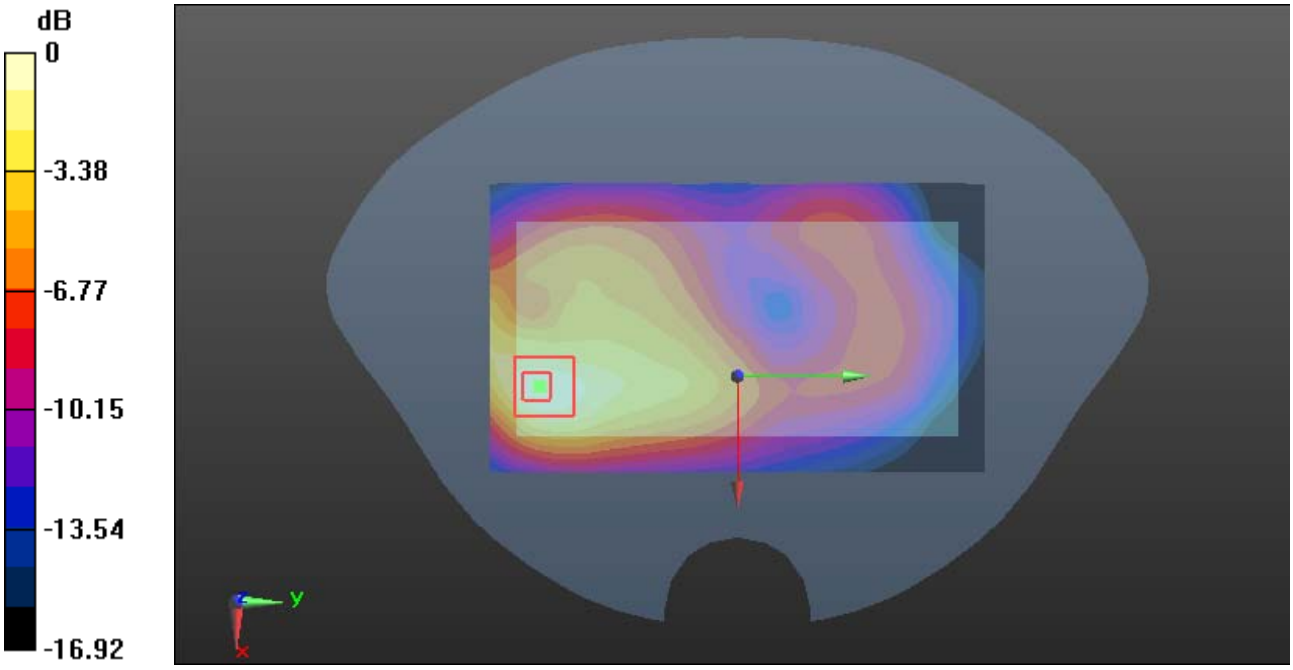

0 dB = 0.630 W/kg = -2.01 dBW/kg

Plot 20#: GSM 1900 Mid Body Left

DUT: Mobile Phone; Type: X602; Serial: CR221047343-SA-S1

Communication System: Generic GPRS-2 slots; Frequency: 1880 MHz;Duty Cycle: 1:4
Medium parameters used: f = 1880 MHz; σ = 1.407 S/m; ε_r = 39.943; ρ = 1000 kg/m^3
Phantom section: Flat Section

DASY5 Configuration:

- Probe: EX3DV4 - SN7522; ConvF(7.79, 7.79, 7.79) @ 1880 MHz; Calibrated: 2022/5/6
- Sensor-Surface: 1.4mm (Mechanical Surface Detection)
- Electronics: DAE4 Sn1325; Calibrated: 2022/8/29
- Phantom: SAM 1; Type: QD000P40CC; Serial: TP:1412
- Measurement SW: DASY52, Version 52.10 (2); SEMCAD X Version 14.6.12 (7470)

Area Scan (41x121x1): Interpolated grid: dx=1.500 mm, dy=1.500 mm
Maximum value of SAR (interpolated) = 0.256 W/kg

Zoom Scan (5x5x7)/Cube 0: Measurement grid: dx=8mm, dy=8mm, dz=5mm
Reference Value = 10.42 V/m; Power Drift = 0.01 dB
Peak SAR (extrapolated) = 0.316 W/kg
SAR(1 g) = 0.181 W/kg; SAR(10 g) = 0.108 W/kg
Maximum value of SAR (measured) = 0.266 W/kg

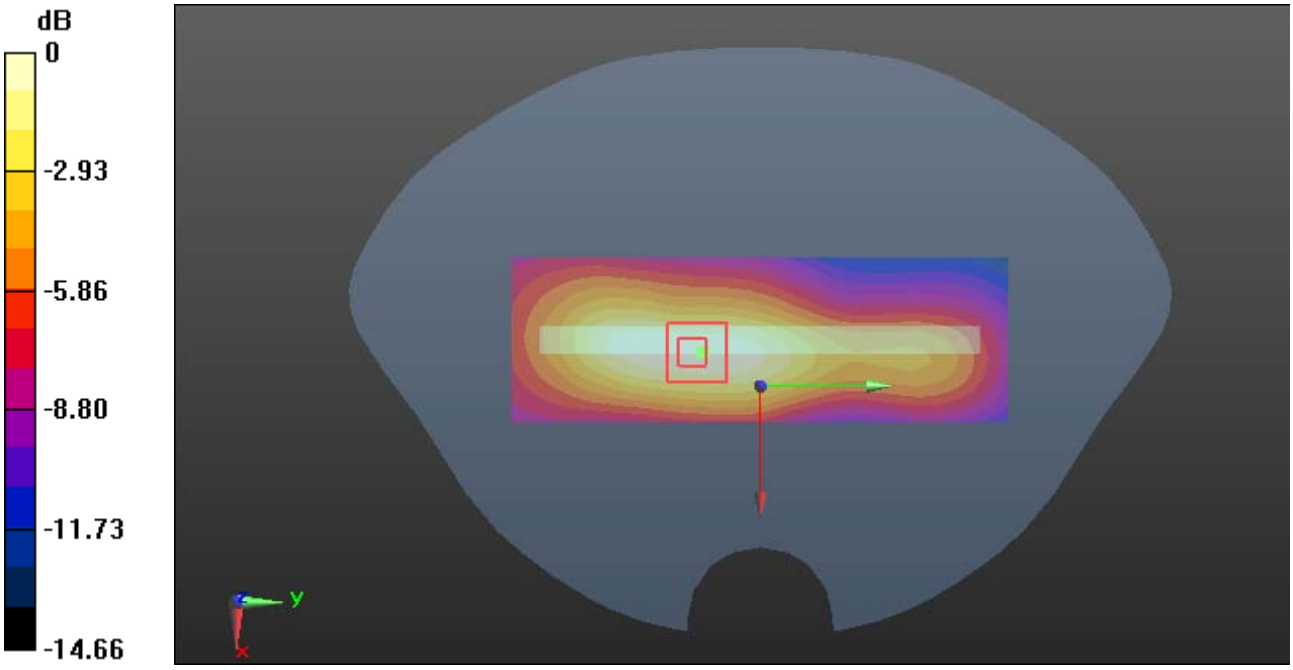

0 dB = 0.266 W/kg = -5.75 dBW/kg

Plot 21#: GSM 1900 Mid Body Right

DUT: Mobile Phone; Type: X602; Serial: CR221047343-SA-S1

Communication System: Generic GPRS-2 slots; Frequency: 1880 MHz;Duty Cycle: 1:4
Medium parameters used: f = 1880 MHz; σ = 1.407 S/m; ε_r = 39.943; ρ = 1000 kg/m^3
Phantom section: Flat Section

DASY5 Configuration:

- Probe: EX3DV4 - SN7522; ConvF(7.79, 7.79, 7.79) @ 1880 MHz; Calibrated: 2022/5/6
- Sensor-Surface: 1.4mm (Mechanical Surface Detection)
- Electronics: DAE4 Sn1325; Calibrated: 2022/8/29
- Phantom: SAM 1; Type: QD000P40CC; Serial: TP:1412
- Measurement SW: DASY52, Version 52.10 (2); SEMCAD X Version 14.6.12 (7470)

Area Scan (41x121x1): Interpolated grid: dx=1.500 mm, dy=1.500 mm
Maximum value of SAR (interpolated) = 0.0956 W/kg

Zoom Scan (5x5x7)/Cube 0: Measurement grid: dx=8mm, dy=8mm, dz=5mm
Reference Value = 4.379 V/m; Power Drift = -0.05 dB
Peak SAR (extrapolated) = 0.113 W/kg
SAR(1 g) = 0.067 W/kg; SAR(10 g) = 0.041 W/kg
Maximum value of SAR (measured) = 0.0963 W/kg

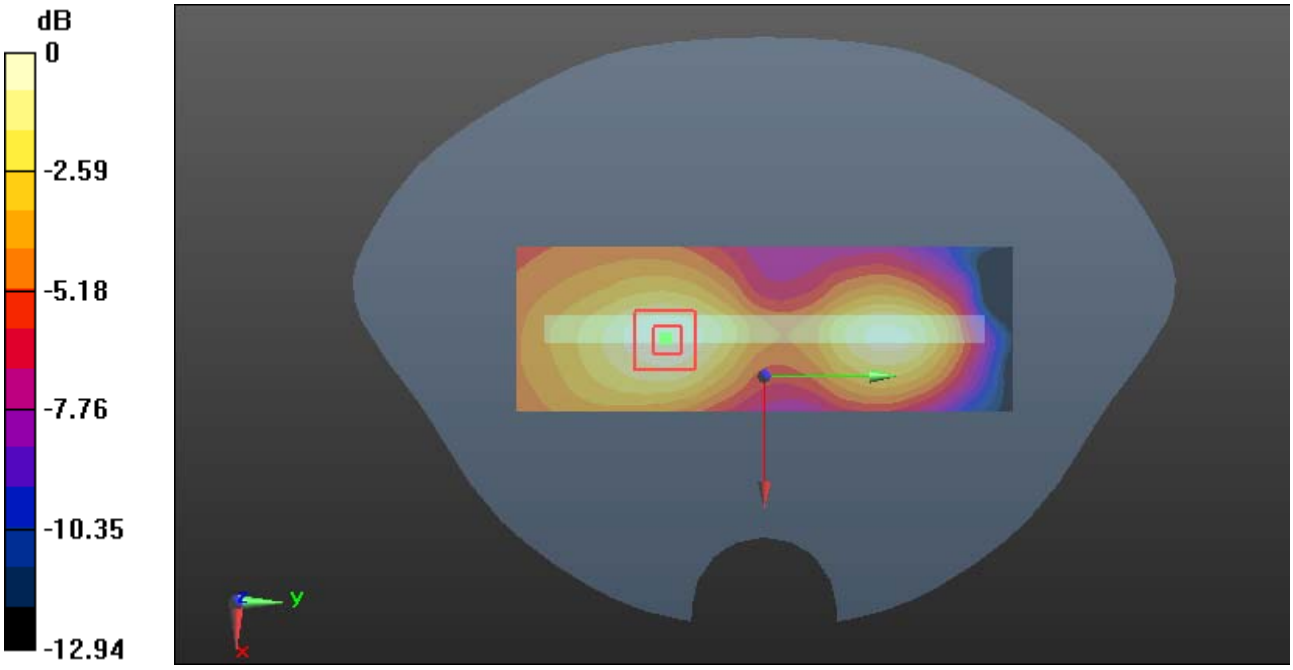

0 dB = 0.0963 W/kg = -10.16 dBW/ kg

Plot 22#: GSM 1900 Mid Body Bottom

DUT: Mobile Phone; Type: X602; Serial: CR221047343-SA-S1

Communication System: Generic GPRS-2 slots; Frequency: 1880 MHz;Duty Cycle: 1:4
Medium parameters used: f = 1880 MHz; σ = 1.407 S/m; ε_r = 39.943; ρ = 1000 kg/m^3
Phantom section: Flat Section

DASY5 Configuration:

- Probe: EX3DV4 - SN7522; ConvF(7.79, 7.79, 7.79) @ 1880 MHz; Calibrated: 2022/5/6
- Sensor-Surface: 1.4mm (Mechanical Surface Detection)
- Electronics: DAE4 Sn1325; Calibrated: 2022/8/29
- Phantom: SAM 1; Type: QD000P40CC; Serial: TP:1412
- Measurement SW: DASY52, Version 52.10 (2); SEMCAD X Version 14.6.12 (7470)

Area Scan (41x71x1): Interpolated grid: dx=1.500 mm, dy=1.500 mm
Maximum value of SAR (interpolated) = 0.688 W/kg

Zoom Scan (5x5x7)/Cube 0: Measurement grid: dx=8mm, dy=8mm, dz=5mm
Reference Value = 8.097 V/m; Power Drift = -0.15 dB
Peak SAR (extrapolated) = 0.802 W/kg
SAR(1 g) = 0.418 W/kg; SAR(10 g) = 0.209 W/kg
Maximum value of SAR (measured) = 0.670 W/kg

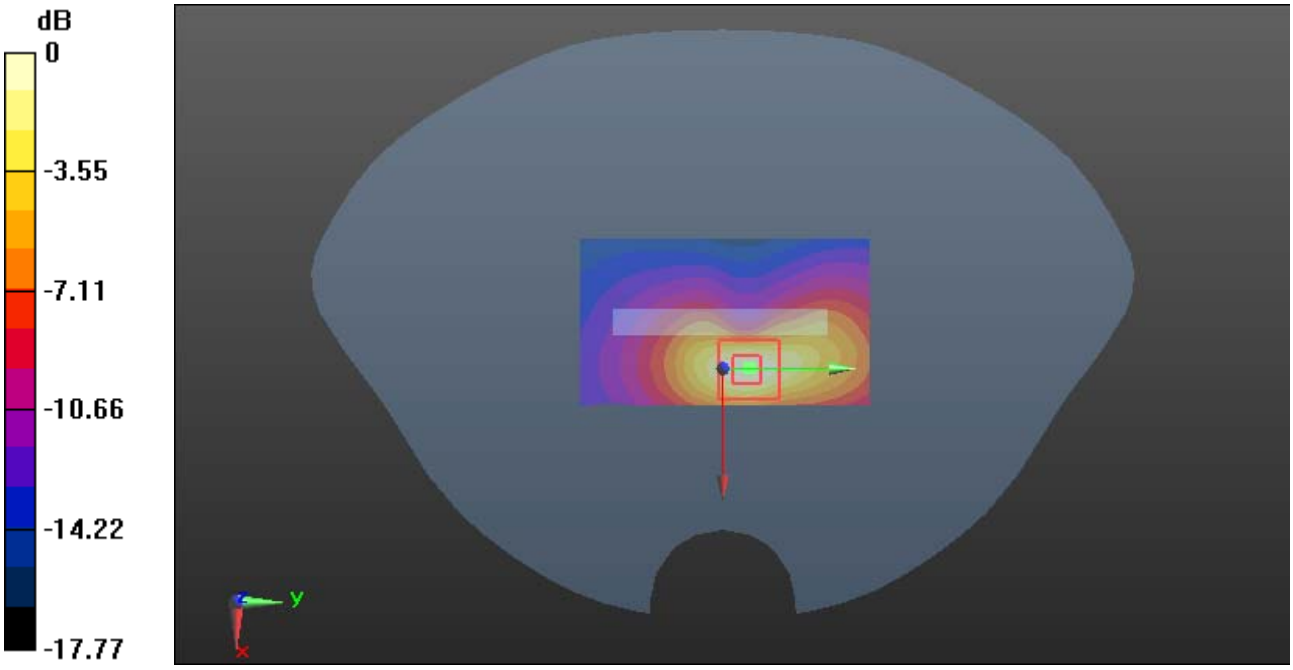

0 dB = 0.670 W/kg = -1.74 dBW/kg

Plot 23#: WCDMA Band 2 _Mid_ Head Left Cheek

DUT: Mobile Phone; Type: X602; Serial: CR221047343-SA-S1

Communication System: Generic WCDMA; Frequency: 1880 MHz;Duty Cycle: 1:1
Medium parameters used: f = 1880 MHz; σ = 1.407 S/m; ε_r = 39.943; ρ = 1000 kg/m^3
Phantom section: Left Section

DASY5 Configuration:

- Probe: EX3DV4 - SN7522; ConvF(7.79, 7.79, 7.79) @ 1880 MHz; Calibrated: 2022/5/6
- Sensor-Surface: 1.4mm (Mechanical Surface Detection)
- Electronics: DAE4 Sn1325; Calibrated: 2022/8/29
- Phantom: SAM 1; Type: QD000P40CC; Serial: TP:1412
- Measurement SW: DASY52, Version 52.10 (2); SEMCAD X Version 14.6.12 (7470)

Area Scan (61x91x1): Interpolated grid: dx=1.500 mm, dy=1.500 mm
Maximum value of SAR (interpolated) = 0.518 W/kg

Zoom Scan (5x5x7)/Cube 0: Measurement grid: dx=8mm, dy=8mm, dz=5mm
Reference Value = 6.393 V/m; Power Drift = -0.17 dB
Peak SAR (extrapolated) = 0.552 W/kg
SAR(1 g) = 0.364 W/kg; SAR(10 g) = 0.241 W/kg
Maximum value of SAR (measured) = 0.483 W/kg



0 dB = 0.483 W/kg = -3.16 dBW/kg

Plot 24#: WCDMA Band 2 _Mid_ Head Left Tilt

DUT: Mobile Phone; Type: X602; Serial: CR221047343-SA-S1

Communication System: Generic WCDMA; Frequency: 1880 MHz;Duty Cycle: 1:1
Medium parameters used: f = 1880 MHz; σ = 1.407 S/m; ε_r = 39.943; ρ = 1000 kg/m^3
Phantom section: Left Section

DASY5 Configuration:

- Probe: EX3DV4 - SN7522; ConvF(7.79, 7.79, 7.79) @ 1880 MHz; Calibrated: 2022/5/6
- Sensor-Surface: 1.4mm (Mechanical Surface Detection)
- Electronics: DAE4 Sn1325; Calibrated: 2022/8/29
- Phantom: SAM 1; Type: QD000P40CC; Serial: TP:1412
- Measurement SW: DASY52, Version 52.10 (2); SEMCAD X Version 14.6.12 (7470)

Area Scan (61x91x1): Interpolated grid: dx=1.500 mm, dy=1.500 mm
Maximum value of SAR (interpolated) = 0.157 W/kg

Zoom Scan (5x5x7)/Cube 0: Measurement grid: dx=8mm, dy=8mm, dz=5mm
Reference Value = 9.339 V/m; Power Drift = -0.12 dB
Peak SAR (extrapolated) = 0.172 W/kg
SAR(1 g) = 0.108 W/kg; SAR(10 g) = 0.072 W/kg
Maximum value of SAR (measured) = 0.146 W/kg



0 dB = 0.146 W/kg = -8.36 dBW/kg

Plot 25#: WCDMA Band 2 _Mid_ Head Right Cheek

DUT: Mobile Phone; Type: X602; Serial: CR221047343-SA-S1

Communication System: Generic WCDMA; Frequency: 1880 MHz;Duty Cycle: 1:1
Medium parameters used: f = 1880 MHz; σ = 1.407 S/m; ε_r = 39.943; ρ = 1000 kg/m^3
Phantom section: Right Section

DASY5 Configuration:

- Probe: EX3DV4 - SN7522; ConvF(7.79, 7.79, 7.79) @ 1880 MHz; Calibrated: 2022/5/6
- Sensor-Surface: 1.4mm (Mechanical Surface Detection)
- Electronics: DAE4 Sn1325; Calibrated: 2022/8/29
- Phantom: SAM 1; Type: QD000P40CC; Serial: TP:1412
- Measurement SW: DASY52, Version 52.10 (2); SEMCAD X Version 14.6.12 (7470)

Area Scan (61x91x1): Interpolated grid: dx=1.500 mm, dy=1.500 mm
Maximum value of SAR (interpolated) = 0.216 W/kg

Zoom Scan (5x5x7)/Cube 0: Measurement grid: dx=8mm, dy=8mm, dz=5mm
Reference Value = 7.076 V/m; Power Drift = 0.09 dB
Peak SAR (extrapolated) = 0.263 W/kg
SAR(1 g) = 0.169 W/kg; SAR(10 g) = 0.113 W/kg
Maximum value of SAR (measured) = 0.227 W/kg



0 dB = 0.227 W/kg = -6.44 dBW/kg

Plot 26#: WCDMA Band 2 _Mid_ Head Right Tilt

DUT: Mobile Phone; Type: X602; Serial: CR221047343-SA-S1

Communication System: Generic WCDMA; Frequency: 1880 MHz;Duty Cycle: 1:1
Medium parameters used: f = 1880 MHz; σ = 1.407 S/m; ε_r = 39.943; ρ = 1000 kg/m^3
Phantom section: Right Section

DASY5 Configuration:

- Probe: EX3DV4 - SN7522; ConvF(7.79, 7.79, 7.79) @ 1880 MHz; Calibrated: 2022/5/6
- Sensor-Surface: 1.4mm (Mechanical Surface Detection)
- Electronics: DAE4 Sn1325; Calibrated: 2022/8/29
- Phantom: SAM 1; Type: QD000P40CC; Serial: TP:1412
- Measurement SW: DASY52, Version 52.10 (2); SEMCAD X Version 14.6.12 (7470)

Area Scan (61x91x1): Interpolated grid: dx=1.500 mm, dy=1.500 mm
Maximum value of SAR (interpolated) = 0.213 W/kg

Zoom Scan (5x5x7)/Cube 0: Measurement grid: dx=8mm, dy=8mm, dz=5mm
Reference Value = 10.09 V/m; Power Drift = 0.16 dB
Peak SAR (extrapolated) = 0.243 W/kg
SAR(1 g) = 0.152 W/kg; SAR(10 g) = 0.097 W/kg
Maximum value of SAR (measured) = 0.211 W/kg

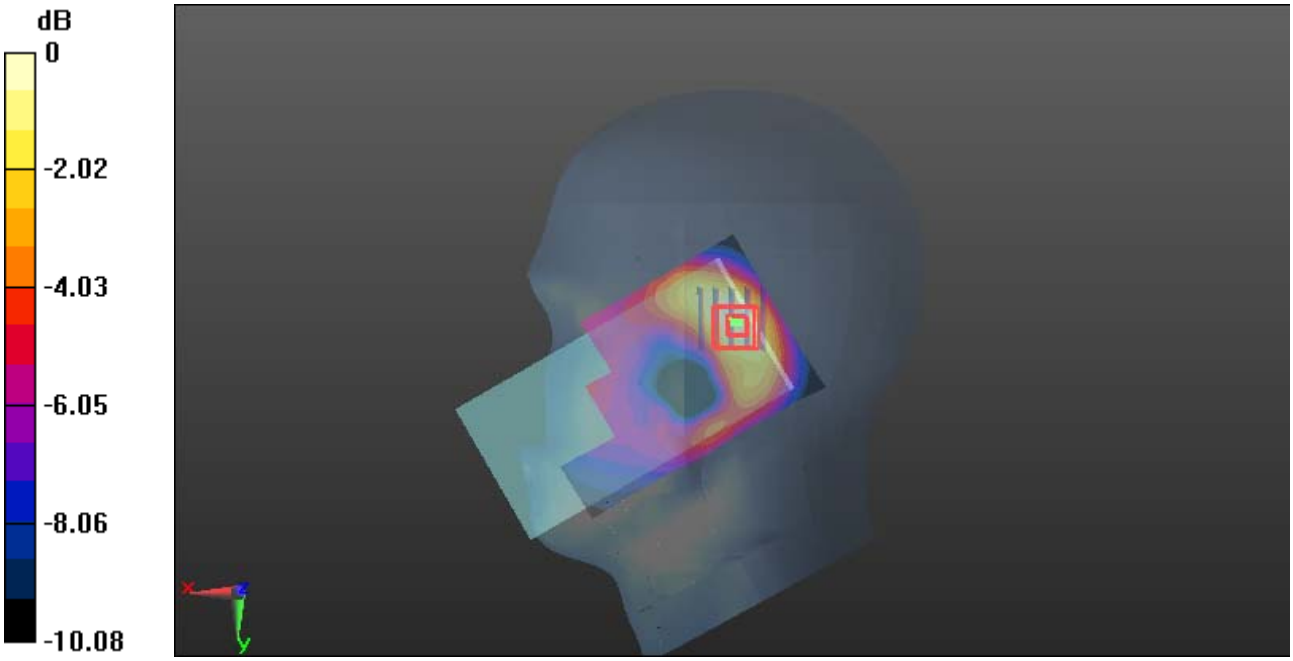

0 dB = 0.211 W/kg = -6.76 dBW/kg

Plot 27#: WCDMA Band 2 _Mid_ Body Front

DUT: Mobile Phone; Type: X602; Serial: CR221047343-SA-S1

Communication System: Generic WCDMA; Frequency: 1880 MHz;Duty Cycle: 1:1
Medium parameters used: f = 1880 MHz; σ = 1.407 S/m; ε_r = 39.943; ρ = 1000 kg/m^3
Phantom section: Flat Section

DASY5 Configuration:

- Probe: EX3DV4 - SN7522; ConvF(7.79, 7.79, 7.79) @ 1880 MHz; Calibrated: 2022/5/6
- Sensor-Surface: 1.4mm (Mechanical Surface Detection)
- Electronics: DAE4 Sn1325; Calibrated: 2022/8/29
- Phantom: SAM 1; Type: QD000P40CC; Serial: TP:1412
- Measurement SW: DASY52, Version 52.10 (2); SEMCAD X Version 14.6.12 (7470)

Area Scan (71x121x1): Interpolated grid: dx=1.500 mm, dy=1.500 mm
Maximum value of SAR (interpolated) = 1.09 W/kg

Zoom Scan (5x5x7)/Cube 0: Measurement grid: dx=8mm, dy=8mm, dz=5mm
Reference Value = 12.84 V/m; Power Drift = 0.09 dB
Peak SAR (extrapolated) = 1.27 W/kg
SAR(1 g) = 0.708 W/kg; SAR(10 g) = 0.402 W/kg
Maximum value of SAR (measured) = 1.05 W/kg

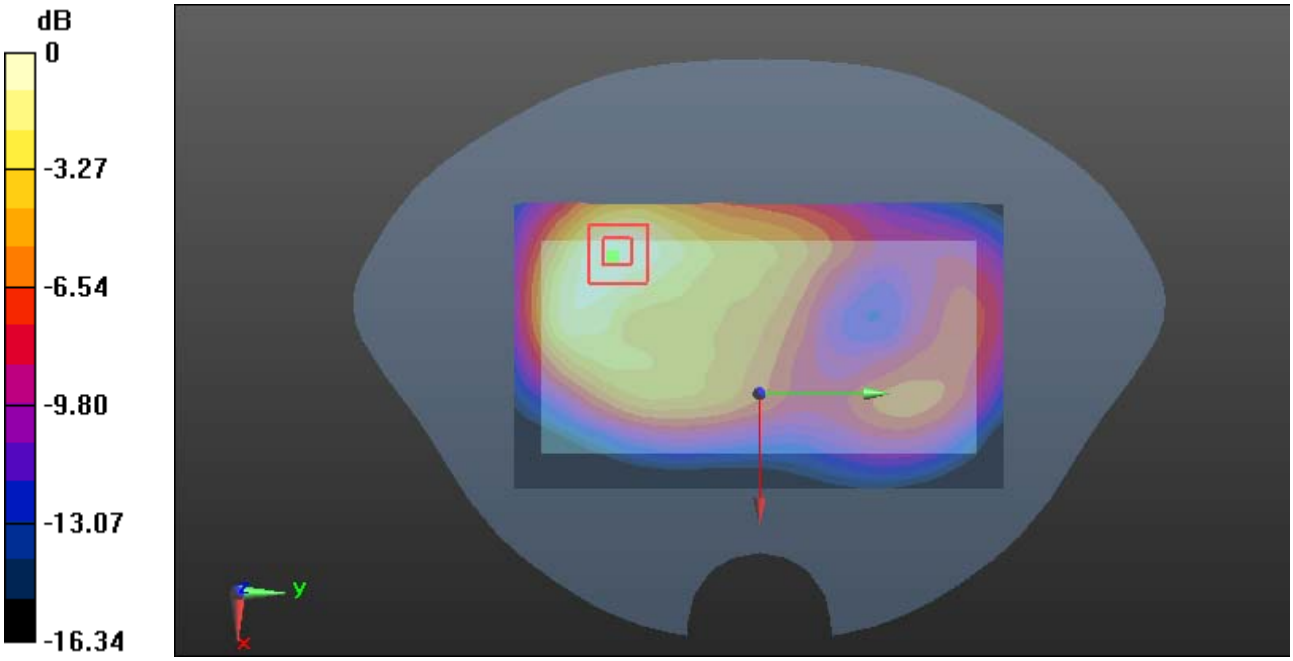

0 dB = 1.05 W/kg = 0.21 dBW/kg

Plot 28#: WCDMA Band 2 Low Body Back

DUT: Mobile Phone; Type: X602; Serial: CR221047343-SA-S1

Communication System: Generic WCDMA; Frequency: 1852.4 MHz;Duty Cycle: 1:1
Medium parameters used: f = 1852.4 MHz; σ = 1.392 S/m; ε_r = 40.073; ρ = 1000 kg/m^3
Phantom section: Flat Section

DASY5 Configuration:

- Probe: EX3DV4 - SN7522; ConvF(7.79, 7.79, 7.79) @ 1852.4 MHz; Calibrated: 2022/5/6
- Sensor-Surface: 1.4mm (Mechanical Surface Detection)
- Electronics: DAE4 Sn1325; Calibrated: 2022/8/29
- Phantom: SAM 1; Type: QD000P40CC; Serial: TP:1412
- Measurement SW: DASY52, Version 52.10 (2); SEMCAD X Version 14.6.12 (7470)

Area Scan (71x121x1): Interpolated grid: dx=1.500 mm, dy=1.500 mm
Maximum value of SAR (interpolated) = 1.45 W/kg

Zoom Scan (5x5x7)/Cube 0: Measurement grid: dx=8mm, dy=8mm, dz=5mm
Reference Value = 16.16 V/m; Power Drift = -0.01 dB
Peak SAR (extrapolated) = 1.69 W/kg
SAR(1 g) = 0.922 W/kg; SAR(10 g) = 0.512 W/kg
Maximum value of SAR (measured) = 1.40 W/kg

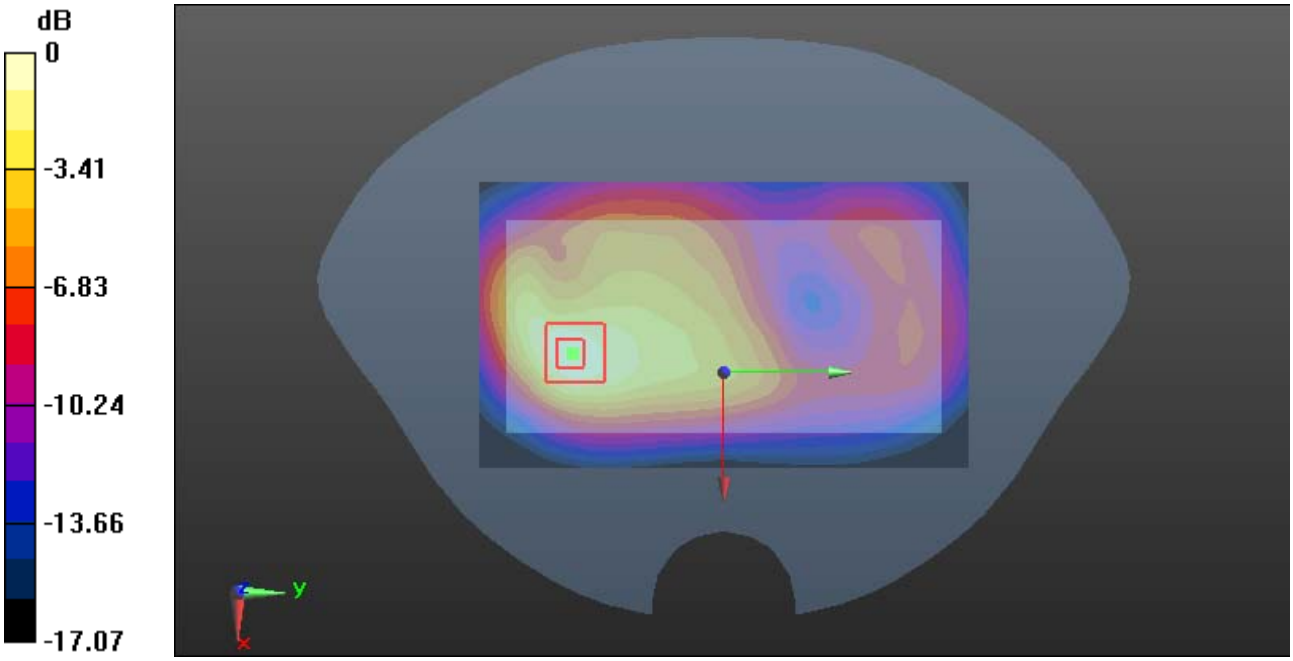

0 dB = 1.40 W/kg = 1.46 dBW/kg

Plot 29#: WCDMA Band 2 _Mid_ Body Back

DUT: Mobile Phone; Type: X602; Serial: CR221047343-SA-S1

Communication System: Generic WCDMA; Frequency: 1880 MHz;Duty Cycle: 1:1
Medium parameters used: f = 1880 MHz; σ = 1.407 S/m; ε_r = 39.943; ρ = 1000 kg/m^3
Phantom section: Flat Section

DASY5 Configuration:

- Probe: EX3DV4 - SN7522; ConvF(7.79, 7.79, 7.79) @ 1880 MHz; Calibrated: 2022/5/6
- Sensor-Surface: 1.4mm (Mechanical Surface Detection)
- Electronics: DAE4 Sn1325; Calibrated: 2022/8/29
- Phantom: SAM 1; Type: QD000P40CC; Serial: TP:1412
- Measurement SW: DASY52, Version 52.10 (2); SEMCAD X Version 14.6.12 (7470)

Area Scan (71x121x1): Interpolated grid: dx=1.500 mm, dy=1.500 mm
Maximum value of SAR (interpolated) = 1.44 W/kg

Zoom Scan (5x5x7)/Cube 0: Measurement grid: dx=8mm, dy=8mm, dz=5mm
Reference Value = 15.82 V/m; Power Drift = -0.03 dB
Peak SAR (extrapolated) = 1.69 W/kg
SAR(1 g) = 0.919 W/kg; SAR(10 g) = 0.509 W/kg
Maximum value of SAR (measured) = 1.37 W/kg

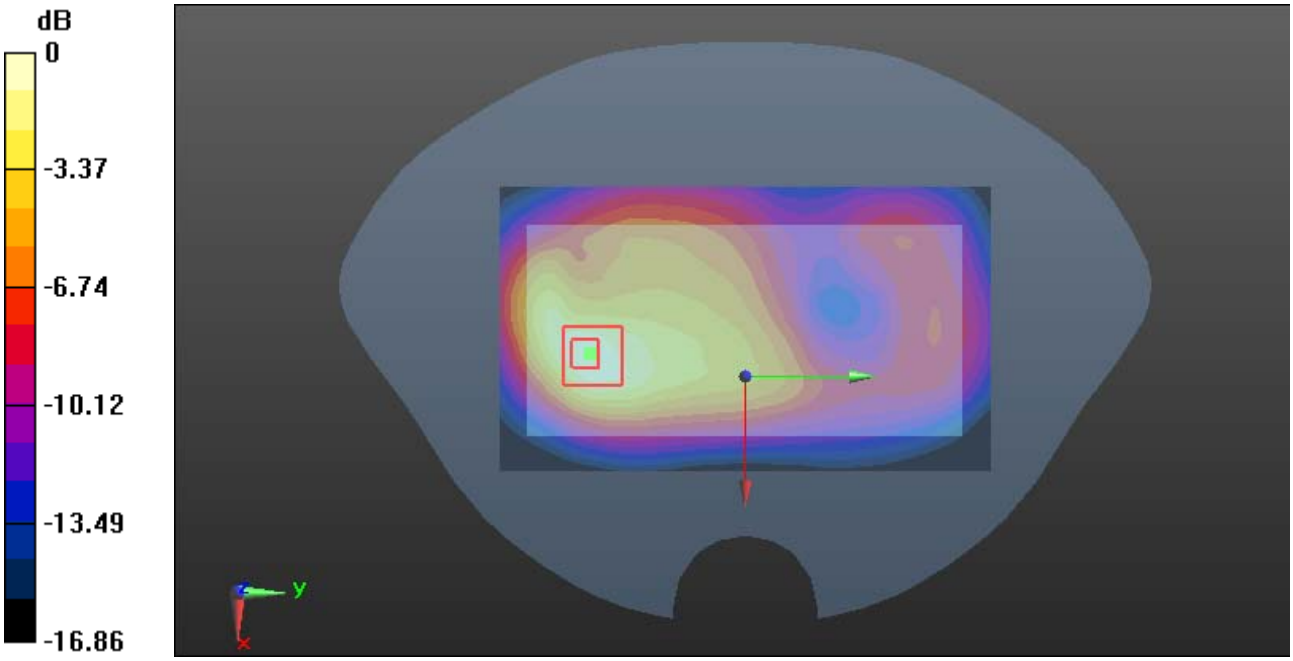

0 dB = 1.37 W/kg = 1.37 dBW/kg

Plot 30#: WCDMA Band 2 High Body Back

DUT: Mobile Phone; Type: X602; Serial: CR221047343-SA-S1

Communication System: Generic WCDMA; Frequency: 1907.6 MHz;Duty Cycle: 1:1
Medium parameters used: f = 1907.6 MHz; σ = 1.438 S/m; ε_r = 39.701; ρ = 1000 kg/m^3
Phantom section: Flat Section

DASY5 Configuration:

- Probe: EX3DV4 - SN7522; ConvF(7.79, 7.79, 7.79) @ 1907.6 MHz; Calibrated: 2022/5/6
- Sensor-Surface: 1.4mm (Mechanical Surface Detection)
- Electronics: DAE4 Sn1325; Calibrated: 2022/8/29
- Phantom: SAM 1; Type: QD000P40CC; Serial: TP:1412
- Measurement SW: DASY52, Version 52.10 (2); SEMCAD X Version 14.6.12 (7470)

Area Scan (71x121x1): Interpolated grid: dx=1.500 mm, dy=1.500 mm
Maximum value of SAR (interpolated) = 1.34 W/kg

Zoom Scan (5x5x7)/Cube 0: Measurement grid: dx=8mm, dy=8mm, dz=5mm
Reference Value = 14.91 V/m; Power Drift = 0.03 dB
Peak SAR (extrapolated) = 1.62 W/kg
SAR(1 g) = 0.872 W/kg; SAR(10 g) = 0.482 W/kg
Maximum value of SAR (measured) = 1.29 W/kg

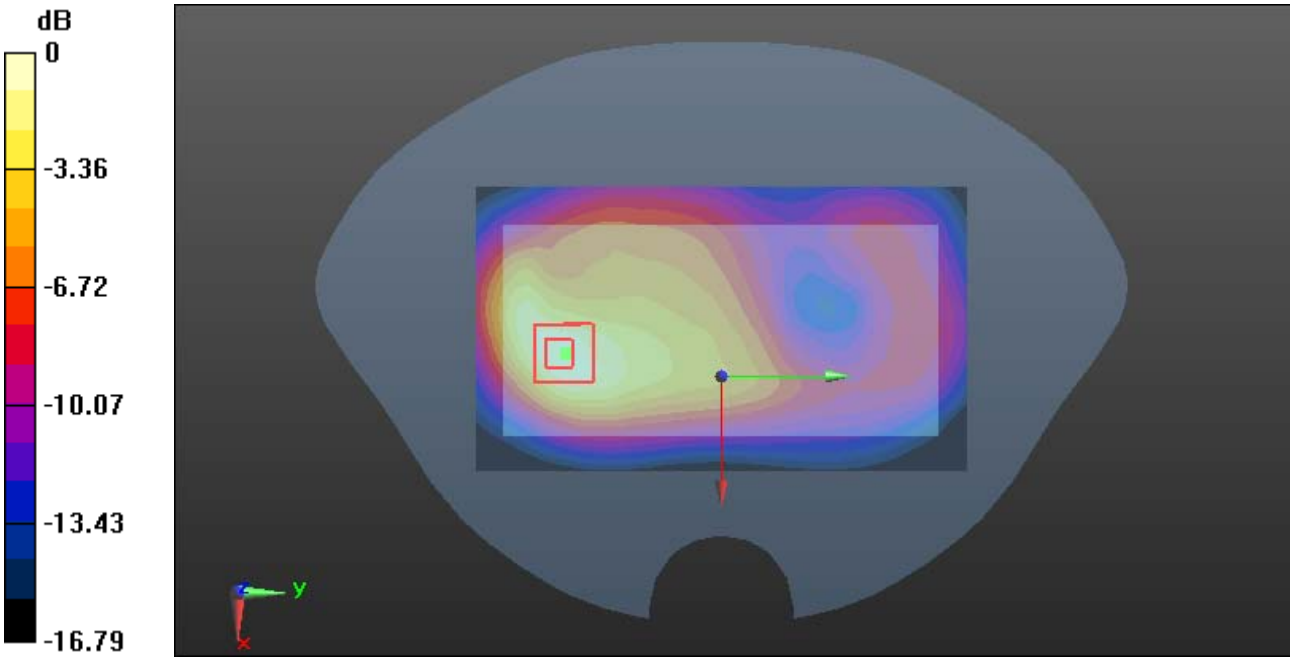

0 dB = 1.29 W/kg = 1.11 dBW/kg

Plot 31#: WCDMA Band 2 _Mid_ Body Left

DUT: Mobile Phone; Type: X602; Serial: CR221047343-SA-S1

Communication System: Generic WCDMA; Frequency: 1880 MHz;Duty Cycle: 1:1
Medium parameters used: f = 1880 MHz; σ = 1.407 S/m; ε_r = 39.943; ρ = 1000 kg/m^3
Phantom section: Flat Section

DASY5 Configuration:

- Probe: EX3DV4 - SN7522; ConvF(7.79, 7.79, 7.79) @ 1880 MHz; Calibrated: 2022/5/6
- Sensor-Surface: 1.4mm (Mechanical Surface Detection)
- Electronics: DAE4 Sn1325; Calibrated: 2022/8/29
- Phantom: SAM 1; Type: QD000P40CC; Serial: TP:1412
- Measurement SW: DASY52, Version 52.10 (2); SEMCAD X Version 14.6.12 (7470)

Area Scan (41x121x1): Interpolated grid: dx=1.500 mm, dy=1.500 mm
Maximum value of SAR (interpolated) = 0.367 W/kg

Zoom Scan (5x5x7)/Cube 0: Measurement grid: dx=8mm, dy=8mm, dz=5mm
Reference Value = 9.378 V/m; Power Drift = 0.01 dB
Peak SAR (extrapolated) = 0.414 W/kg
SAR(1 g) = 0.237 W/kg; SAR(10 g) = 0.139 W/kg
Maximum value of SAR (measured) = 0.346 W/kg

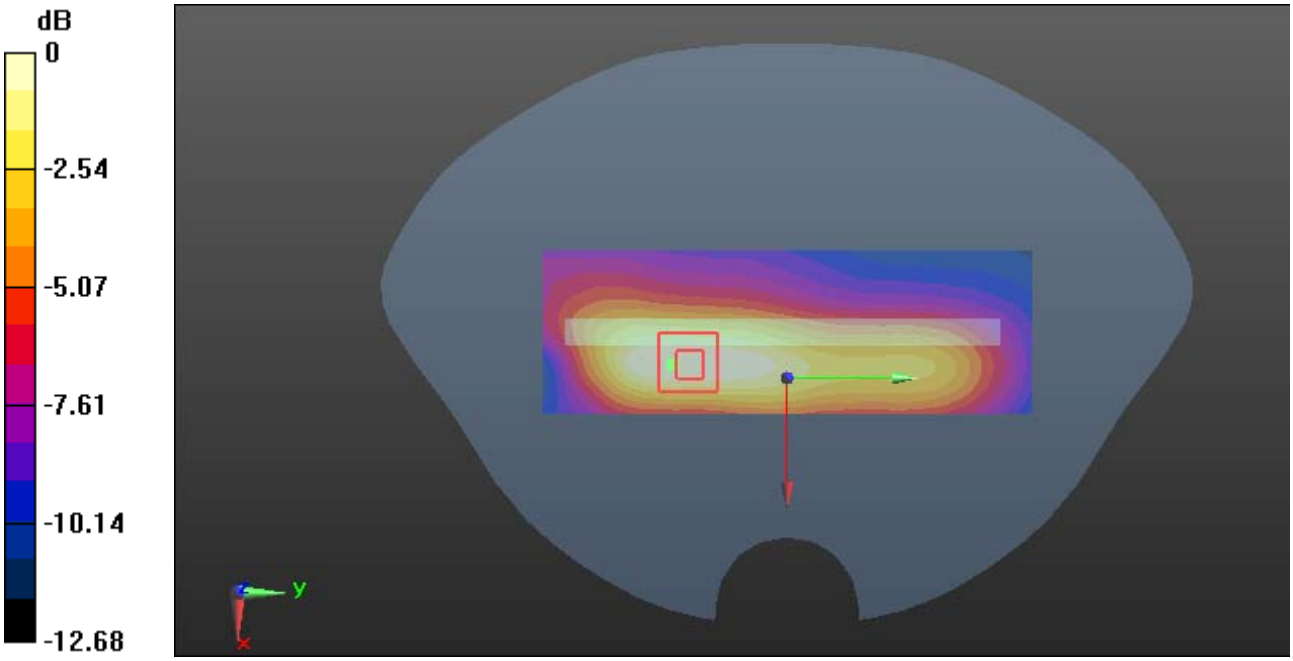

0 dB = 0.346 W/kg = -4.61 dBW/kg

Plot 32#: WCDMA Band 2 _Mid_ Body Right

DUT: Mobile Phone; Type: X602; Serial: CR221047343-SA-S1

Communication System: Generic WCDMA; Frequency: 1880 MHz;Duty Cycle: 1:1
Medium parameters used: f = 1880 MHz; σ = 1.407 S/m; ε_r = 39.943; ρ = 1000 kg/m^3
Phantom section: Flat Section

DASY5 Configuration:

- Probe: EX3DV4 - SN7522; ConvF(7.79, 7.79, 7.79) @ 1880 MHz; Calibrated: 2022/5/6
- Sensor-Surface: 1.4mm (Mechanical Surface Detection)
- Electronics: DAE4 Sn1325; Calibrated: 2022/8/29
- Phantom: SAM 1; Type: QD000P40CC; Serial: TP:1412
- Measurement SW: DASY52, Version 52.10 (2); SEMCAD X Version 14.6.12 (7470)

Area Scan (41x121x1): Interpolated grid: dx=1.500 mm, dy=1.500 mm
Maximum value of SAR (interpolated) = 0.196 W/kg

Zoom Scan (5x5x7)/Cube 0: Measurement grid: dx=8mm, dy=8mm, dz=5mm
Reference Value = 7.165 V/m; Power Drift = -0.19 dB
Peak SAR (extrapolated) = 0.236 W/kg
SAR(1 g) = 0.138 W/kg; SAR(10 g) = 0.084 W/kg
Maximum value of SAR (measured) = 0.200 W/kg

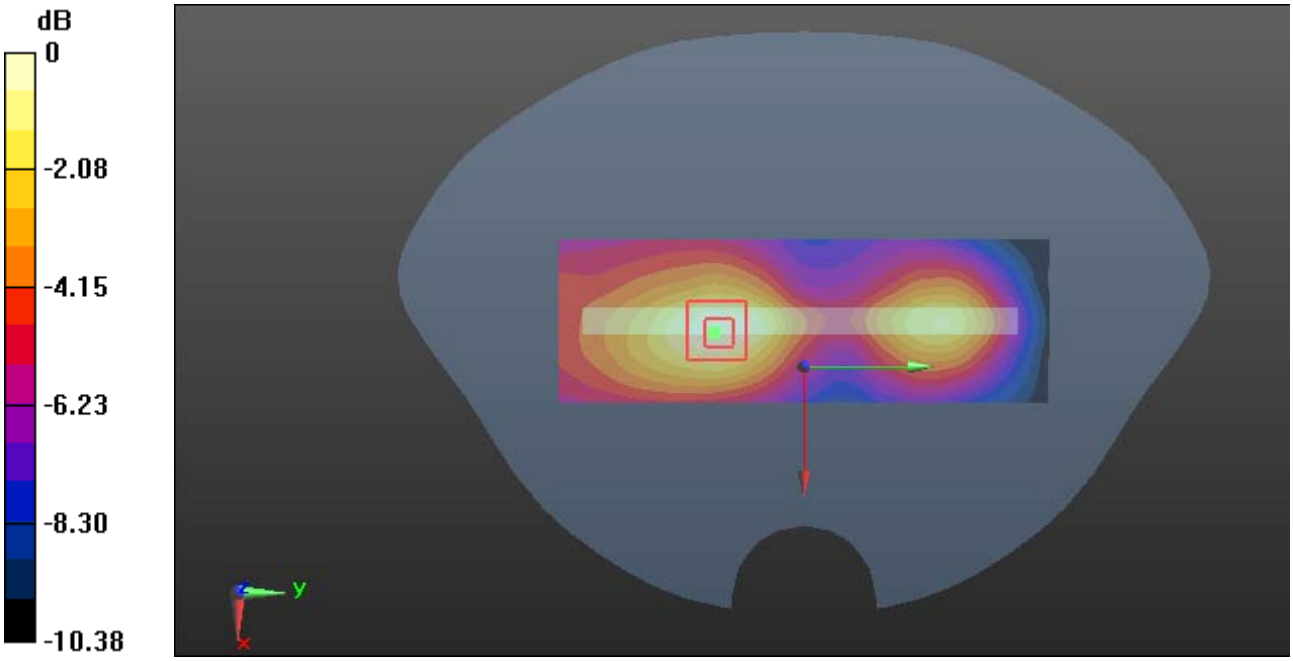

0 dB = 0.200 W/kg = -6.99 dBW/kg

Plot 33#: WCDMA Band 2 _Mid_ Body Bottom

DUT: Mobile Phone; Type: X602; Serial: CR221047343-SA-S1

Communication System: Generic WCDMA; Frequency: 1880 MHz;Duty Cycle: 1:1
Medium parameters used: f = 1880 MHz; σ = 1.407 S/m; ε_r = 39.943; ρ = 1000 kg/m^3
Phantom section: Flat Section

DASY5 Configuration:

- Probe: EX3DV4 - SN7522; ConvF(7.79, 7.79, 7.79) @ 1880 MHz; Calibrated: 2022/5/6
- Sensor-Surface: 1.4mm (Mechanical Surface Detection)
- Electronics: DAE4 Sn1325; Calibrated: 2022/8/29
- Phantom: SAM 1; Type: QD000P40CC; Serial: TP:1412
- Measurement SW: DASY52, Version 52.10 (2); SEMCAD X Version 14.6.12 (7470)

Area Scan (41x71x1): Interpolated grid: dx=1.500 mm, dy=1.500 mm
Maximum value of SAR (interpolated) = 0.951 W/kg

Zoom Scan (5x5x7)/Cube 0: Measurement grid: dx=8mm, dy=8mm, dz=5mm
Reference Value = 16.79 V/m; Power Drift = -0.14 dB
Peak SAR (extrapolated) = 1.25 W/kg
SAR(1 g) = 0.639 W/kg; SAR(10 g) = 0.315 W/kg
Maximum value of SAR (measured) = 1.03 W/kg

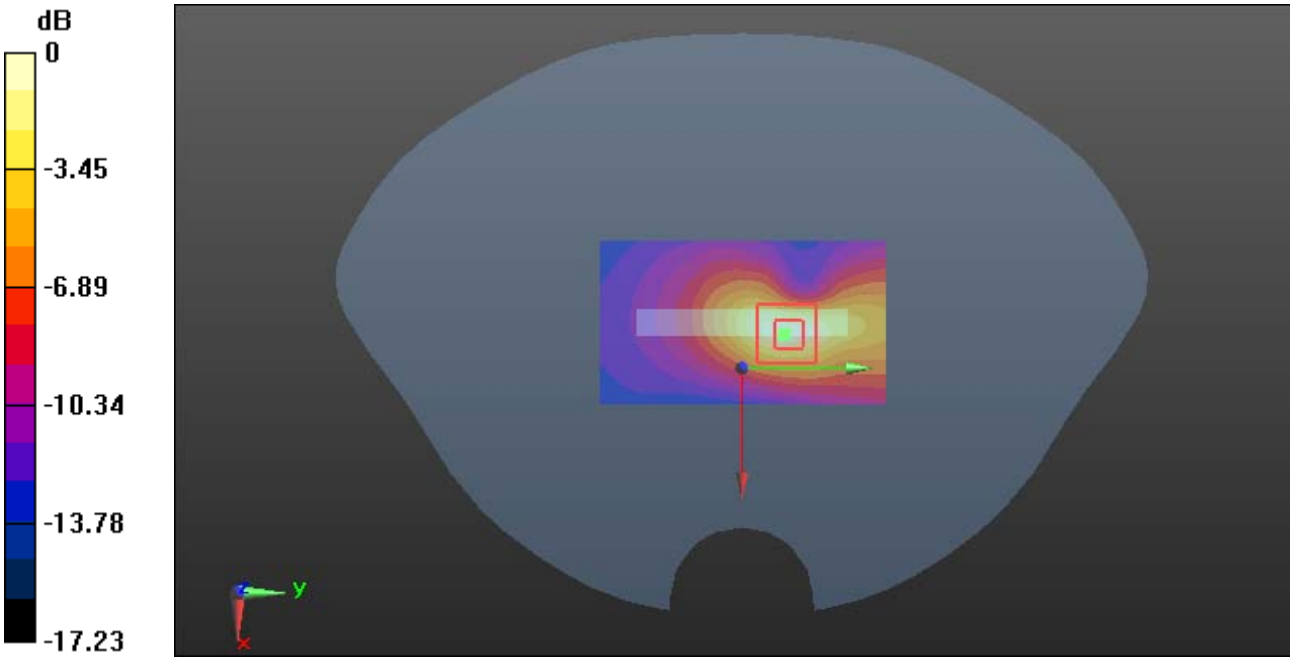

0 dB = 1.03 W/kg = 0.13 dBW/kg

Plot 34#: WCDMA Band 4_Mid_ Head Left Cheek

DUT: Mobile Phone; Type: X602; Serial: CR221047343-SA-S1

Communication System: Generic WCDMA; Frequency: 1732.6 MHz;Duty Cycle: 1:1
Medium parameters used (interpolated): f = 1732.6 MHz; σ = 1.345 S/m; ε_r = 40.054; ρ = 1000 kg/m^3
Phantom section: Left Section

DASY5 Configuration:

- Probe: EX3DV4 - SN7522; ConvF(8.1, 8.1, 8.1) @ 1732.6 MHz; Calibrated: 2022/5/6
- Sensor-Surface: 1.4mm (Mechanical Surface Detection)
- Electronics: DAE4 Sn1325; Calibrated: 2022/8/29
- Phantom: SAM 1; Type: QD000P40CC; Serial: TP:1412
- Measurement SW: DASY52, Version 52.10 (2); SEMCAD X Version 14.6.12 (7470)

Area Scan (61x91x1): Interpolated grid: dx=1.500 mm, dy=1.500 mm
Maximum value of SAR (interpolated) = 0.442 W/kg

Zoom Scan (5x5x7)/Cube 0: Measurement grid: dx=8mm, dy=8mm, dz=5mm
Reference Value = 6.231 V/m; Power Drift = 0.13 dB
Peak SAR (extrapolated) = 0.516 W/kg
SAR(1 g) = 0.325 W/kg; SAR(10 g) = 0.206 W/kg
Maximum value of SAR (measured) = 0.437 W/kg

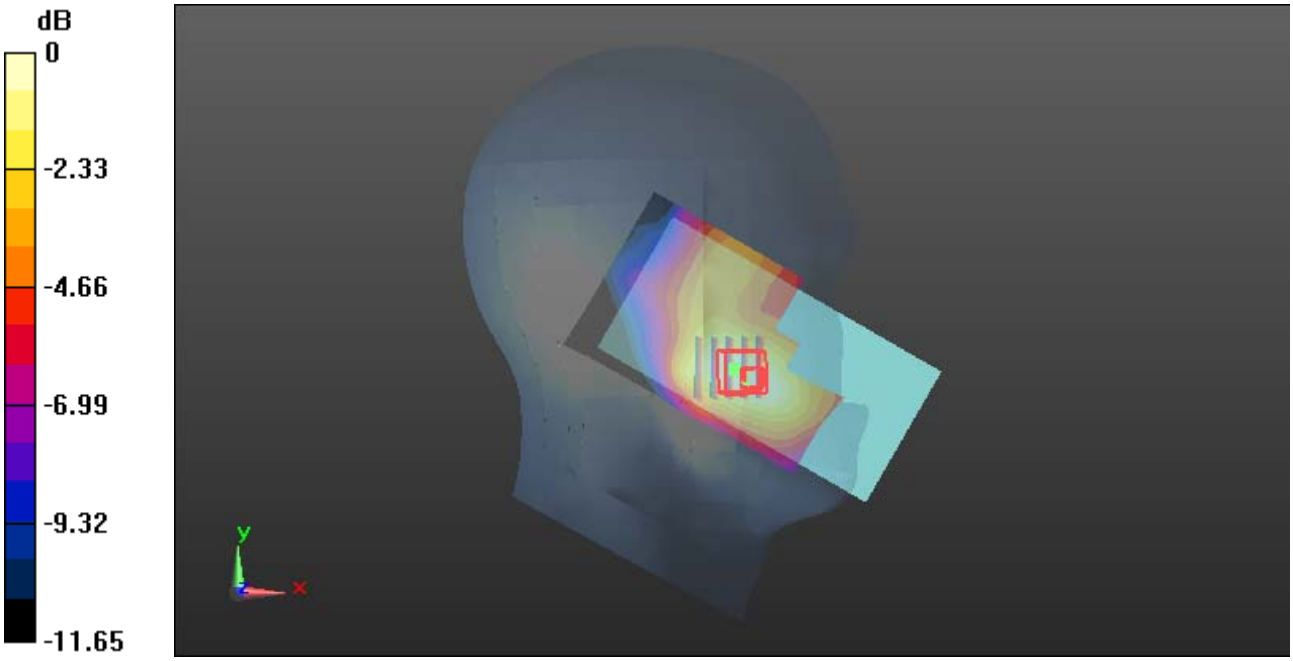

0 dB = 0.437 W/kg = -3.60 dBW/kg

Plot 35#: WCDMA Band 4_Mid_ Head Left Tilt

DUT: Mobile Phone; Type: X602; Serial: CR221047343-SA-S1

Communication System: Generic WCDMA; Frequency: 1732.6 MHz;Duty Cycle: 1:1
Medium parameters used (interpolated): f = 1732.6 MHz; σ = 1.345 S/m; ε_r = 40.054; ρ = 1000 kg/m^3
Phantom section: Left Section

DASY5 Configuration:

- Probe: EX3DV4 - SN7522; ConvF(8.1, 8.1, 8.1) @ 1732.6 MHz; Calibrated: 2022/5/6
- Sensor-Surface: 1.4mm (Mechanical Surface Detection)
- Electronics: DAE4 Sn1325; Calibrated: 2022/8/29
- Phantom: SAM 1; Type: QD000P40CC; Serial: TP:1412
- Measurement SW: DASY52, Version 52.10 (2); SEMCAD X Version 14.6.12 (7470)

Area Scan (61x91x1): Interpolated grid: dx=1.500 mm, dy=1.500 mm
Maximum value of SAR (interpolated) = 0.165 W/kg

Zoom Scan (5x5x7)/Cube 0: Measurement grid: dx=8mm, dy=8mm, dz=5mm
Reference Value = 8.624 V/m; Power Drift = 0.06 dB
Peak SAR (extrapolated) = 0.182 W/kg
SAR(1 g) = 0.130 W/kg; SAR(10 g) = 0.092 W/kg
Maximum value of SAR (measured) = 0.164 W/kg



0 dB = 0.164 W/kg = -7.85 dBW/kg

Plot 36#: WCDMA Band 4_Mid_ Head Right Cheek

DUT: Mobile Phone; Type: X602; Serial: CR221047343-SA-S1

Communication System: Generic WCDMA; Frequency: 1732.6 MHz;Duty Cycle: 1:1
Medium parameters used (interpolated): f = 1732.6 MHz; σ = 1.345 S/m; ε_r = 40.054; ρ = 1000 kg/m^3
Phantom section: Right Section

DASY5 Configuration:

- Probe: EX3DV4 - SN7522; ConvF(8.1, 8.1, 8.1) @ 1732.6 MHz; Calibrated: 2022/5/6
- Sensor-Surface: 1.4mm (Mechanical Surface Detection)
- Electronics: DAE4 Sn1325; Calibrated: 2022/8/29
- Phantom: SAM 1; Type: QD000P40CC; Serial: TP:1412
- Measurement SW: DASY52, Version 52.10 (2); SEMCAD X Version 14.6.12 (7470)

Area Scan (61x91x1): Interpolated grid: dx=1.500 mm, dy=1.500 mm
Maximum value of SAR (interpolated) = 0.250 W/kg

Zoom Scan (5x5x7)/Cube 0: Measurement grid: dx=8mm, dy=8mm, dz=5mm
Reference Value = 5.574 V/m; Power Drift = 0.15 dB
Peak SAR (extrapolated) = 0.288 W/kg
SAR(1 g) = 0.192 W/kg; SAR(10 g) = 0.130 W/kg
Maximum value of SAR (measured) = 0.248 W/kg



0 dB = 0.248 W/kg = -6.06 dBW/kg

Plot 37#: WCDMA Band 4_Mid_ Head Right Tilt

DUT: Mobile Phone; Type: X602; Serial: CR221047343-SA-S1

Communication System: Generic WCDMA; Frequency: 1732.6 MHz;Duty Cycle: 1:1
Medium parameters used (interpolated): f = 1732.6 MHz; σ = 1.345 S/m; ε_r = 40.054; ρ = 1000 kg/m^3
Phantom section: Right Section

DASY5 Configuration:

- Probe: EX3DV4 - SN7522; ConvF(8.1, 8.1, 8.1) @ 1732.6 MHz; Calibrated: 2022/5/6
- Sensor-Surface: 1.4mm (Mechanical Surface Detection)
- Electronics: DAE4 Sn1325; Calibrated: 2022/8/29
- Phantom: SAM 1; Type: QD000P40CC; Serial: TP:1412
- Measurement SW: DASY52, Version 52.10 (2); SEMCAD X Version 14.6.12 (7470)

Area Scan (61x91x1): Interpolated grid: dx=1.500 mm, dy=1.500 mm
Maximum value of SAR (interpolated) = 0.182 W/kg

Zoom Scan (5x5x7)/Cube 0: Measurement grid: dx=8mm, dy=8mm, dz=5mm
Reference Value = 7.342 V/m; Power Drift = 0.11 dB
Peak SAR (extrapolated) = 0.213 W/kg
SAR(1 g) = 0.141 W/kg; SAR(10 g) = 0.093 W/kg
Maximum value of SAR (measured) = 0.188 W/kg

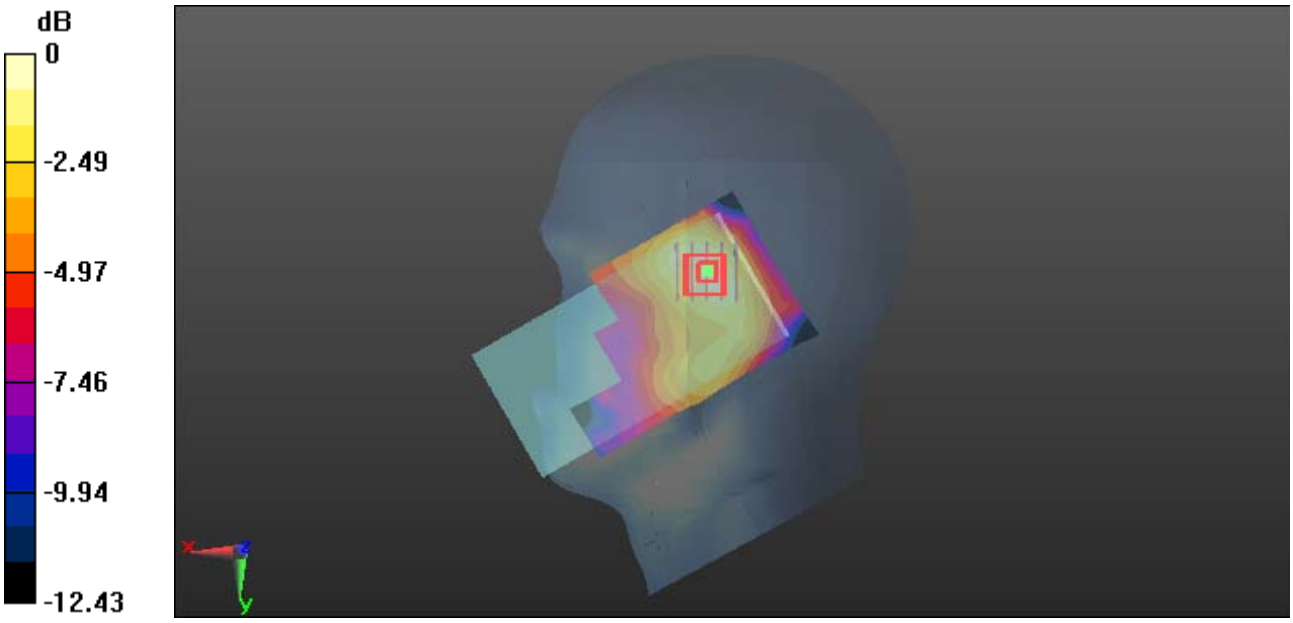

0 dB = 0.188 W/kg = -7.26 dBW/kg

Plot 38#: WCDMA Band 4_Mid_ Body Front

DUT: Mobile Phone; Type: X602; Serial: CR221047343-SA-S1

Communication System: Generic WCDMA; Frequency: 1732.6 MHz;Duty Cycle: 1:1
Medium parameters used (interpolated): f = 1732.6 MHz; σ = 1.345 S/m; ε_r = 40.054; ρ = 1000 kg/m^3
Phantom section: Flat Section

DASY5 Configuration:

- Probe: EX3DV4 - SN7522; ConvF(8.1, 8.1, 8.1) @ 1732.6 MHz; Calibrated: 2022/5/6
- Sensor-Surface: 1.4mm (Mechanical Surface Detection)
- Electronics: DAE4 Sn1325; Calibrated: 2022/8/29
- Phantom: SAM 1; Type: QD000P40CC; Serial: TP:1412
- Measurement SW: DASY52, Version 52.10 (2); SEMCAD X Version 14.6.12 (7470)

Area Scan (71x121x1): Interpolated grid: dx=1.500 mm, dy=1.500 mm
Maximum value of SAR (interpolated) = 0.954 W/kg

Zoom Scan (5x5x7)/Cube 0: Measurement grid: dx=8mm, dy=8mm, dz=5mm
Reference Value = 9.523 V/m; Power Drift = 0.19 dB
Peak SAR (extrapolated) = 1.10 W/kg
SAR(1 g) = 0.638 W/kg; SAR(10 g) = 0.389 W/kg
Maximum value of SAR (measured) = 0.914 W/kg

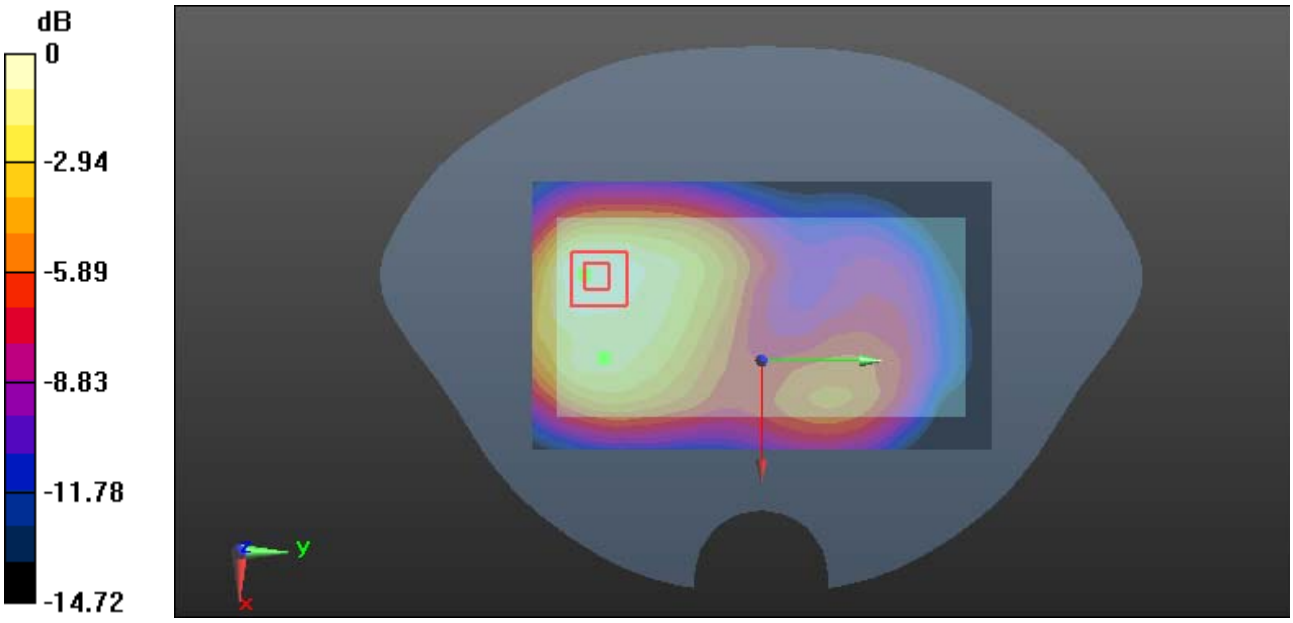

0 dB = 0.914 W/kg = -0.39 dBW/kg

Plot 39#: WCDMA Band 4_Mid_ Body Back

DUT: Mobile Phone; Type: X602; Serial: CR221047343-SA-S1

Communication System: Generic WCDMA; Frequency: 1732.6 MHz;Duty Cycle: 1:1
Medium parameters used (interpolated): f = 1732.6 MHz; σ = 1.345 S/m; ε_r = 40.054; ρ = 1000 kg/m^3
Phantom section: Flat Section

DASY5 Configuration:

- Probe: EX3DV4 - SN7522; ConvF(8.1, 8.1, 8.1) @ 1732.6 MHz; Calibrated: 2022/5/6
- Sensor-Surface: 1.4mm (Mechanical Surface Detection)
- Electronics: DAE4 Sn1325; Calibrated: 2022/8/29
- Phantom: SAM 1; Type: QD000P40CC; Serial: TP:1412
- Measurement SW: DASY52, Version 52.10 (2); SEMCAD X Version 14.6.12 (7470)

Area Scan (71x121x1): Interpolated grid: dx=1.500 mm, dy=1.500 mm
Maximum value of SAR (interpolated) = 1.13 W/kg

Zoom Scan (5x5x7)/Cube 0: Measurement grid: dx=8mm, dy=8mm, dz=5mm
Reference Value = 11.08 V/m; Power Drift = 0.15 dB
Peak SAR (extrapolated) = 1.29 W/kg
SAR(1 g) = 0.749 W/kg; SAR(10 g) = 0.445 W/kg
Maximum value of SAR (measured) = 1.09 W/kg

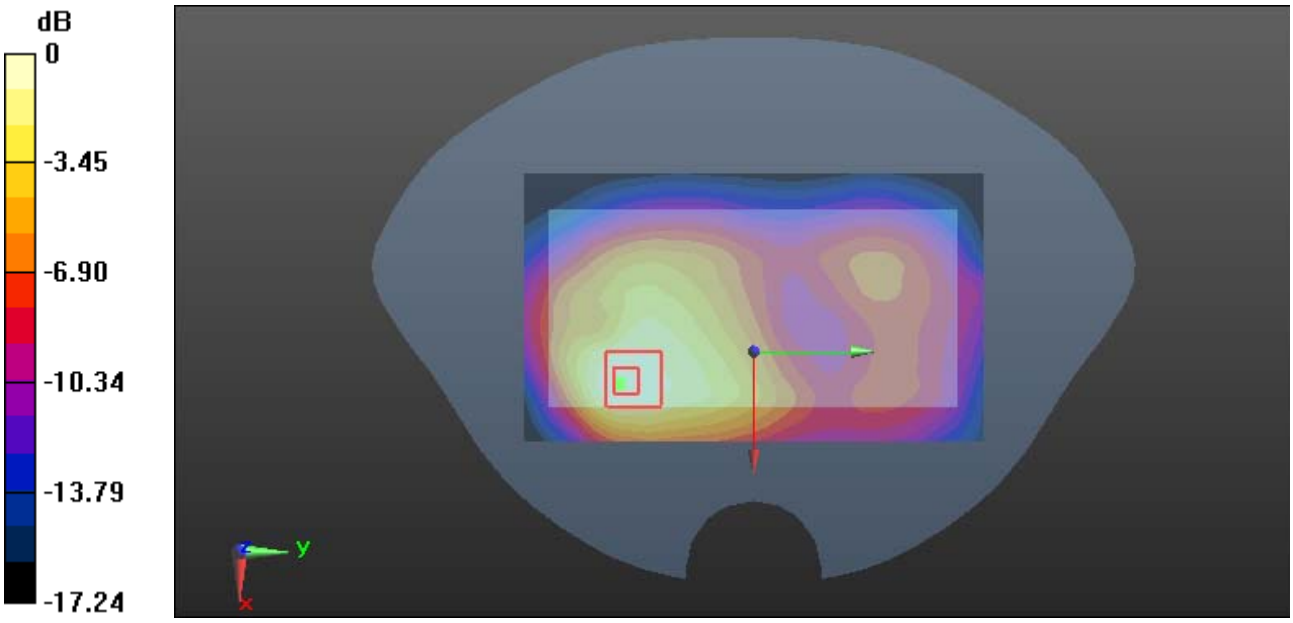

0 dB = 1.09 W/kg = 0.37 dBW/kg

Plot 40#: WCDMA Band 4_Mid_ Body Left

DUT: Mobile Phone; Type: X602; Serial: CR221047343-SA-S1

Communication System: Generic WCDMA; Frequency: 1732.6 MHz;Duty Cycle: 1:1
Medium parameters used (interpolated): f = 1732.6 MHz; σ = 1.345 S/m; ε_r = 40.054; ρ = 1000 kg/m^3
Phantom section: Flat Section

DASY5 Configuration:

- Probe: EX3DV4 - SN7522; ConvF(8.1, 8.1, 8.1) @ 1732.6 MHz; Calibrated: 2022/5/6
- Sensor-Surface: 1.4mm (Mechanical Surface Detection)
- Electronics: DAE4 Sn1325; Calibrated: 2022/8/29
- Phantom: SAM 1; Type: QD000P40CC; Serial: TP:1412
- Measurement SW: DASY52, Version 52.10 (2); SEMCAD X Version 14.6.12 (7470)

Area Scan (41x121x1): Interpolated grid: dx=1.500 mm, dy=1.500 mm
Maximum value of SAR (interpolated) = 0.501 W/kg

Zoom Scan (5x5x7)/Cube 0: Measurement grid: dx=8mm, dy=8mm, dz=5mm
Reference Value = 14.83 V/m; Power Drift = -0.03 dB
Peak SAR (extrapolated) = 0.597 W/kg
SAR(1 g) = 0.356 W/kg; SAR(10 g) = 0.216 W/kg
Maximum value of SAR (measured) = 0.508 W/kg

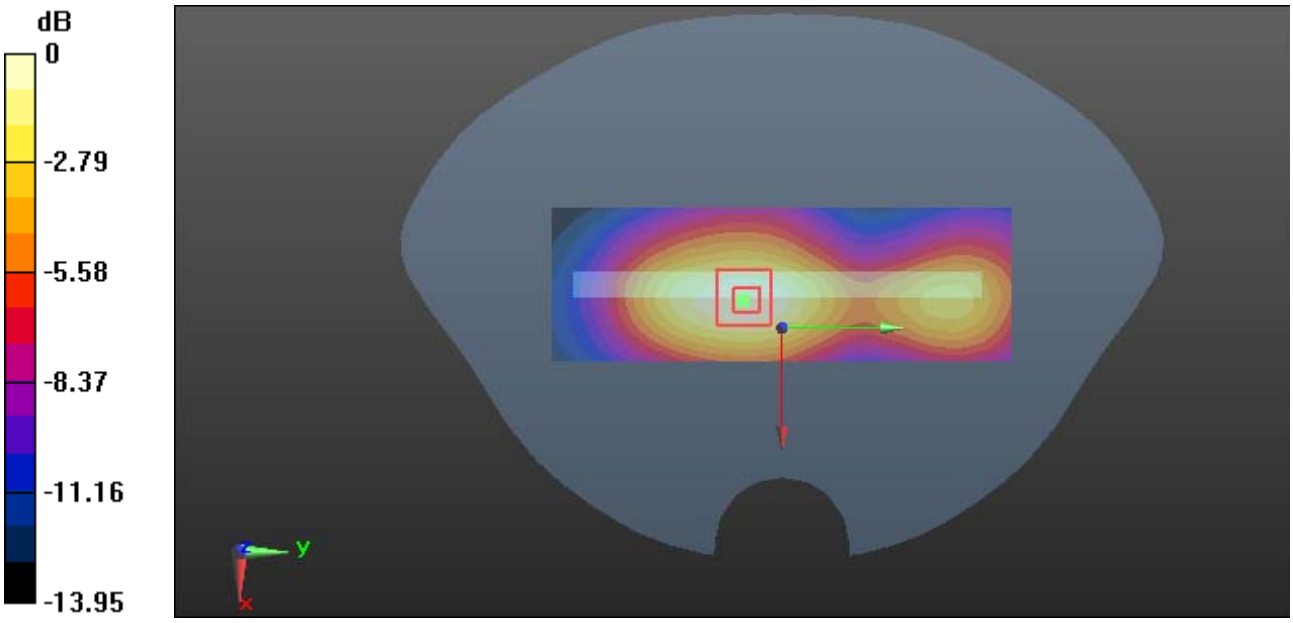

0 dB = 0.508 W/kg = -2.94 dBW/kg

Plot 41#: WCDMA Band 4_Mid_ Body Right

DUT: Mobile Phone; Type: X602; Serial: CR221047343-SA-S1

Communication System: Generic WCDMA; Frequency: 1732.6 MHz;Duty Cycle: 1:1
Medium parameters used (interpolated): f = 1732.6 MHz; σ = 1.345 S/m; ε_r = 40.054; ρ = 1000 kg/m^3
Phantom section: Flat Section

DASY5 Configuration:

- Probe: EX3DV4 - SN7522; ConvF(8.1, 8.1, 8.1) @ 1732.6 MHz; Calibrated: 2022/5/6
- Sensor-Surface: 1.4mm (Mechanical Surface Detection)
- Electronics: DAE4 Sn1325; Calibrated: 2022/8/29
- Phantom: SAM 1; Type: QD000P40CC; Serial: TP:1412
- Measurement SW: DASY52, Version 52.10 (2); SEMCAD X Version 14.6.12 (7470)

Area Scan (41x121x1): Interpolated grid: dx=1.500 mm, dy=1.500 mm
Maximum value of SAR (interpolated) = 0.174 W/kg

Zoom Scan (5x5x7)/Cube 0: Measurement grid: dx=8mm, dy=8mm, dz=5mm
Reference Value = 5.558 V/m; Power Drift = 0.07 dB
Peak SAR (extrapolated) = 0.214 W/kg
SAR(1 g) = 0.127 W/kg; SAR(10 g) = 0.079 W/kg
Maximum value of SAR (measured) = 0.182 W/kg

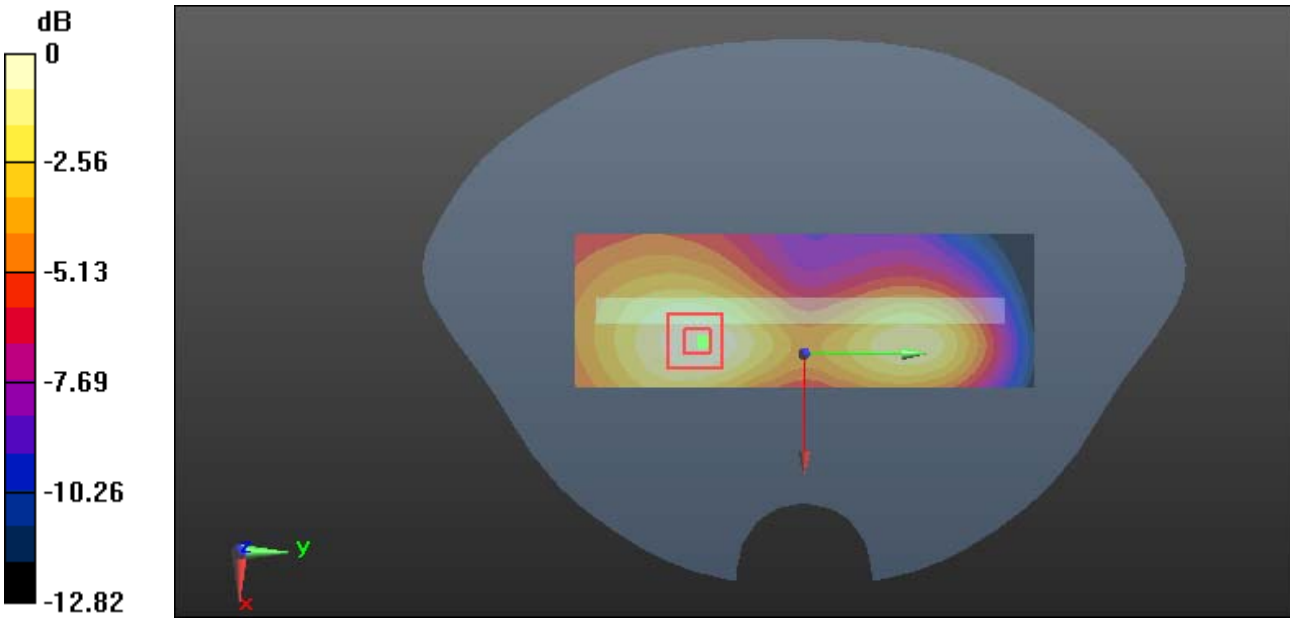

0 dB = 0.182 W/kg = -7.40 dBW/kg

Plot 42#: WCDMA Band 4_Mid_ Body Bottom

DUT: Mobile Phone; Type: X602; Serial: CR221047343-SA-S1

Communication System: Generic WCDMA; Frequency: 1732.6 MHz;Duty Cycle: 1:1
Medium parameters used (interpolated): f = 1732.6 MHz; σ = 1.345 S/m; ε_r = 40.054; ρ = 1000 kg/m^3
Phantom section: Flat Section

DASY5 Configuration:

- Probe: EX3DV4 - SN7522; ConvF(8.1, 8.1, 8.1) @ 1732.6 MHz; Calibrated: 2022/5/6
- Sensor-Surface: 1.4mm (Mechanical Surface Detection)
- Electronics: DAE4 Sn1325; Calibrated: 2022/8/29
- Phantom: SAM 1; Type: QD000P40CC; Serial: TP:1412
- Measurement SW: DASY52, Version 52.10 (2); SEMCAD X Version 14.6.12 (7470)

Area Scan (41x71x1): Interpolated grid: dx=1.500 mm, dy=1.500 mm
Maximum value of SAR (interpolated) = 0.762 W/kg

Zoom Scan (5x5x7)/Cube 0: Measurement grid: dx=8mm, dy=8mm, dz=5mm
Reference Value = 7.287 V/m; Power Drift = 0.04 dB
Peak SAR (extrapolated) = 0.942 W/kg
SAR(1 g) = 0.510 W/kg; SAR(10 g) = 0.264 W/kg
Maximum value of SAR (measured) = 0.795 W/kg

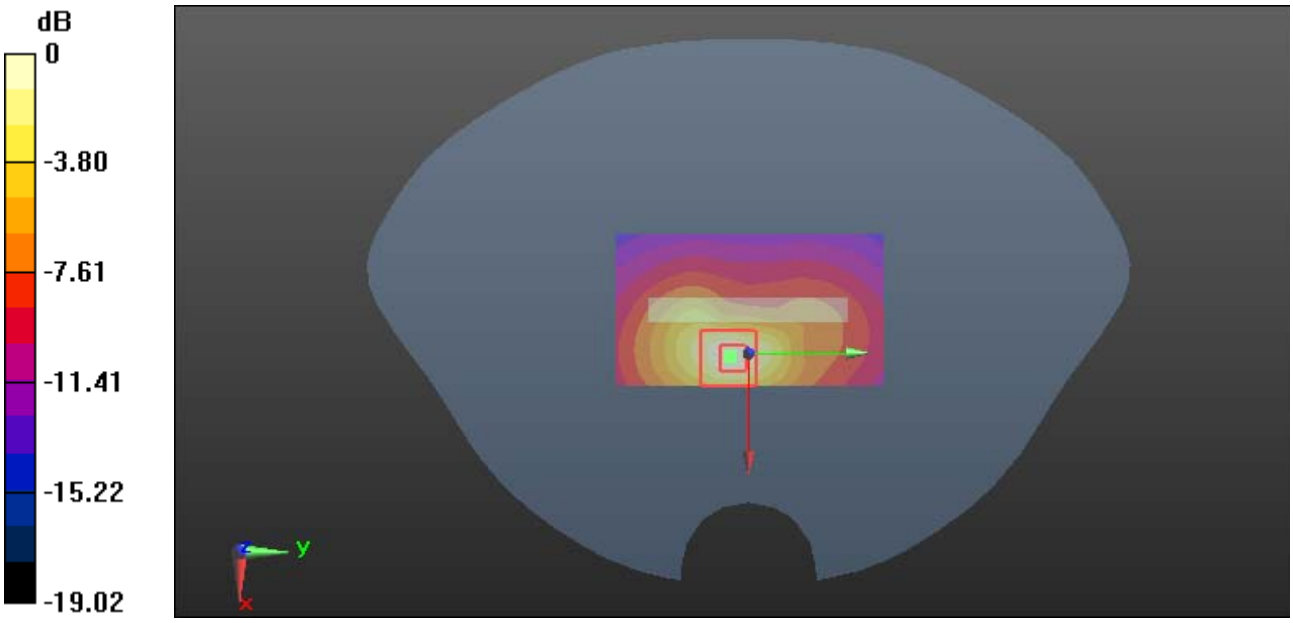

0 dB = 0.795 W/kg = -1.00 dBW/kg

Plot 43#: WCDMA Band 5 _Mid_ Head Left Cheek

DUT: Mobile Phone; Type: X602; Serial: CR221047343-SA-S1

Communication System: Generic WCDMA; Frequency: 836.6 MHz;Duty Cycle: 1:1
Medium parameters used: f = 836.6 MHz; σ = 0.913 S/m; ε_r = 41.381; ρ = 1000 kg/m^3
Phantom section: Left Section

DASY5 Configuration:

- Probe: EX3DV4 - SN7522; ConvF(9.7, 9.7, 9.7) @ 836.6 MHz; Calibrated: 2022/5/6
- Sensor-Surface: 1.4mm (Mechanical Surface Detection)
- Electronics: DAE4 Sn1325; Calibrated: 2022/8/29
- Phantom: SAM 1; Type: QD000P40CC; Serial: TP:1412
- Measurement SW: DASY52, Version 52.10 (2); SEMCAD X Version 14.6.12 (7470)

Area Scan (61x101x1): Interpolated grid: dx=1.500 mm, dy=1.500 mm
Maximum value of SAR (interpolated) = 0.279 W/kg

Zoom Scan (5x5x7)/Cube 0: Measurement grid: dx=8mm, dy=8mm, dz=5mm
Reference Value = 8.873 V/m; Power Drift = -0.09 dB
Peak SAR (extrapolated) = 0.307 W/kg
SAR(1 g) = 0.235 W/kg; SAR(10 g) = 0.183 W/kg
Maximum value of SAR (measured) = 0.279 W/kg

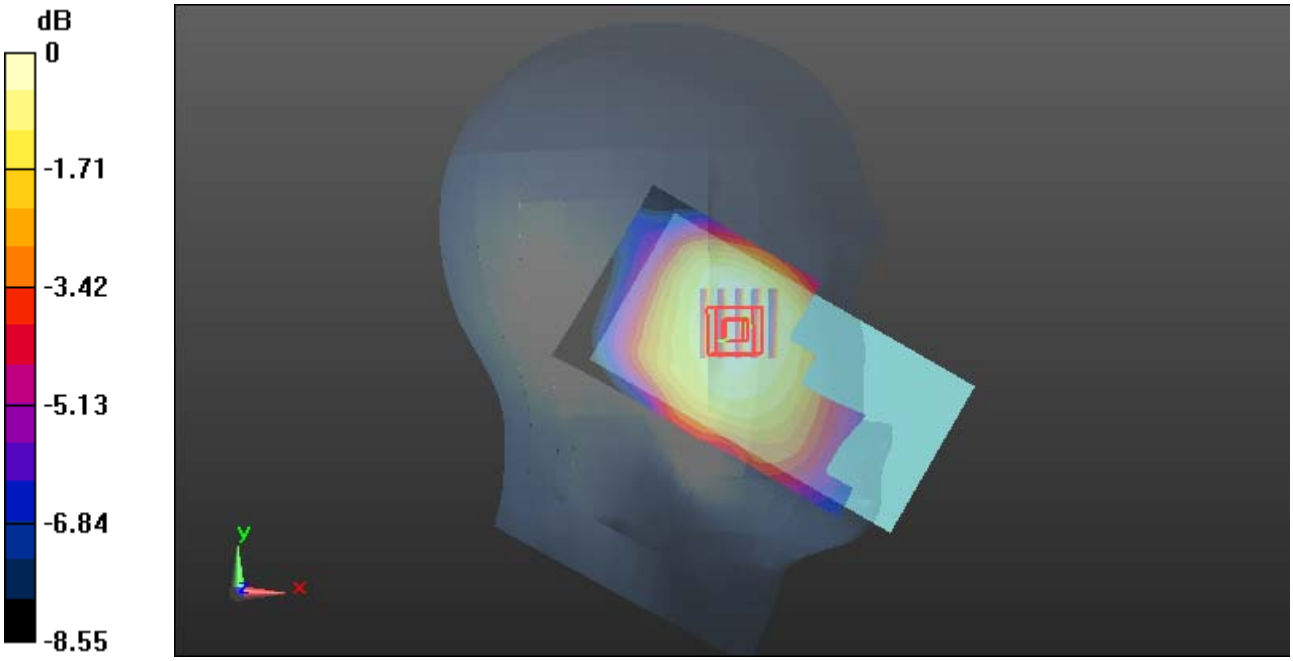

0 dB = 0.279 W/kg = -5.54 dBW/kg

Plot 44#: WCDMA Band 5 _Mid_ Head Left Tilt

DUT: Mobile Phone; Type: X602; Serial: CR221047343-SA-S1

Communication System: Generic WCDMA; Frequency: 836.6 MHz;Duty Cycle: 1:1
Medium parameters used: f = 836.6 MHz; σ = 0.913 S/m; ε_r = 41.381; ρ = 1000 kg/m^3
Phantom section: Left Section

DASY5 Configuration:

- Probe: EX3DV4 - SN7522; ConvF(9.7, 9.7, 9.7) @ 836.6 MHz; Calibrated: 2022/5/6
- Sensor-Surface: 1.4mm (Mechanical Surface Detection)
- Electronics: DAE4 Sn1325; Calibrated: 2022/8/29
- Phantom: SAM 1; Type: QD000P40CC; Serial: TP:1412
- Measurement SW: DASY52, Version 52.10 (2); SEMCAD X Version 14.6.12 (7470)

Area Scan (61x101x1): Interpolated grid: dx=1.500 mm, dy=1.500 mm
Maximum value of SAR (interpolated) = 0.209 W/kg

Zoom Scan (5x5x7)/Cube 0: Measurement grid: dx=8mm, dy=8mm, dz=5mm
Reference Value = 11.78 V/m; Power Drift = -0.14 dB
Peak SAR (extrapolated) = 0.228 W/kg
SAR(1 g) = 0.172 W/kg; SAR(10 g) = 0.132 W/kg
Maximum value of SAR (measured) = 0.209 W/kg



0 dB = 0.209 W/kg = -6.80 dBW/kg

Plot 45#: WCDMA Band 5 _Mid_ Head Right Cheek

DUT: Mobile Phone; Type: X602; Serial: CR221047343-SA-S1

Communication System: Generic WCDMA; Frequency: 836.6 MHz;Duty Cycle: 1:1
Medium parameters used: f = 836.6 MHz; σ = 0.913 S/m; ε_r = 41.381; ρ = 1000 kg/m^3
Phantom section: Right Section

DASY5 Configuration:

- Probe: EX3DV4 - SN7522; ConvF(9.7, 9.7, 9.7) @ 836.6 MHz; Calibrated: 2022/5/6
- Sensor-Surface: 1.4mm (Mechanical Surface Detection)
- Electronics: DAE4 Sn1325; Calibrated: 2022/8/29
- Phantom: SAM 1; Type: QD000P40CC; Serial: TP:1412
- Measurement SW: DASY52, Version 52.10 (2); SEMCAD X Version 14.6.12 (7470)

Area Scan (61x101x1): Interpolated grid: dx=1.500 mm, dy=1.500 mm
Maximum value of SAR (interpolated) = 0.317 W/kg

Zoom Scan (5x5x7)/Cube 0: Measurement grid: dx=8mm, dy=8mm, dz=5mm
Reference Value = 5.190 V/m; Power Drift = 0.19 dB
Peak SAR (extrapolated) = 0.340 W/kg
SAR(1 g) = 0.250 W/kg; SAR(10 g) = 0.188 W/kg
Maximum value of SAR (measured) = 0.309 W/kg



0 dB = 0.309 W/kg = -5.10 dBW/kg

Plot 46#: WCDMA Band 5 _Mid_ Head Right Tilt

DUT: Mobile Phone; Type: X602; Serial: CR221047343-SA-S1

Communication System: Generic WCDMA; Frequency: 836.6 MHz;Duty Cycle: 1:1
Medium parameters used: f = 836.6 MHz; σ = 0.913 S/m; ε_r = 41.381; ρ = 1000 kg/m^3
Phantom section: Right Section

DASY5 Configuration:

- Probe: EX3DV4 - SN7522; ConvF(9.7, 9.7, 9.7) @ 836.6 MHz; Calibrated: 2022/5/6
- Sensor-Surface: 1.4mm (Mechanical Surface Detection)
- Electronics: DAE4 Sn1325; Calibrated: 2022/8/29
- Phantom: SAM 1; Type: QD000P40CC; Serial: TP:1412
- Measurement SW: DASY52, Version 52.10 (2); SEMCAD X Version 14.6.12 (7470)

Area Scan (61x101x1): Interpolated grid: dx=1.500 mm, dy=1.500 mm
Maximum value of SAR (interpolated) = 0.169 W/kg

Zoom Scan (5x5x7)/Cube 0: Measurement grid: dx=8mm, dy=8mm, dz=5mm
Reference Value = 6.670 V/m; Power Drift = 0.13 dB
Peak SAR (extrapolated) = 0.187 W/kg
SAR(1 g) = 0.134 W/kg; SAR(10 g) = 0.104 W/kg
Maximum value of SAR (measured) = 0.168 W/kg



0 dB = 0.168 W/kg = -7.75 dBW/kg

Plot 47#: WCDMA Band 5 _Mid_ Body Front

DUT: Mobile Phone; Type: X602; Serial: CR221047343-SA-S1

Communication System: Generic WCDMA; Frequency: 836.6 MHz;Duty Cycle: 1:1
Medium parameters used: f = 836.6 MHz; σ = 0.913 S/m; ε_r = 41.381; ρ = 1000 kg/m^3
Phantom section: Flat Section

DASY5 Configuration:

- Probe: EX3DV4 - SN7522; ConvF(9.7, 9.7, 9.7) @ 836.6 MHz; Calibrated: 2022/5/6
- Sensor-Surface: 1.4mm (Mechanical Surface Detection)
- Electronics: DAE4 Sn1325; Calibrated: 2022/8/29
- Phantom: SAM 1; Type: QD000P40CC; Serial: TP:1412
- Measurement SW: DASY52, Version 52.10 (2); SEMCAD X Version 14.6.12 (7470)

Area Scan (71x121x1): Interpolated grid: dx=1.500 mm, dy=1.500 mm
Maximum value of SAR (interpolated) = 0.283 W/kg

Zoom Scan (5x5x7)/Cube 0: Measurement grid: dx=8mm, dy=8mm, dz=5mm
Reference Value = 14.99 V/m; Power Drift = -0.05 dB
Peak SAR (extrapolated) = 0.326 W/kg
SAR(1 g) = 0.213 W/kg; SAR(10 g) = 0.151 W/kg.
Maximum value of SAR (measured) = 0.283 W/kg

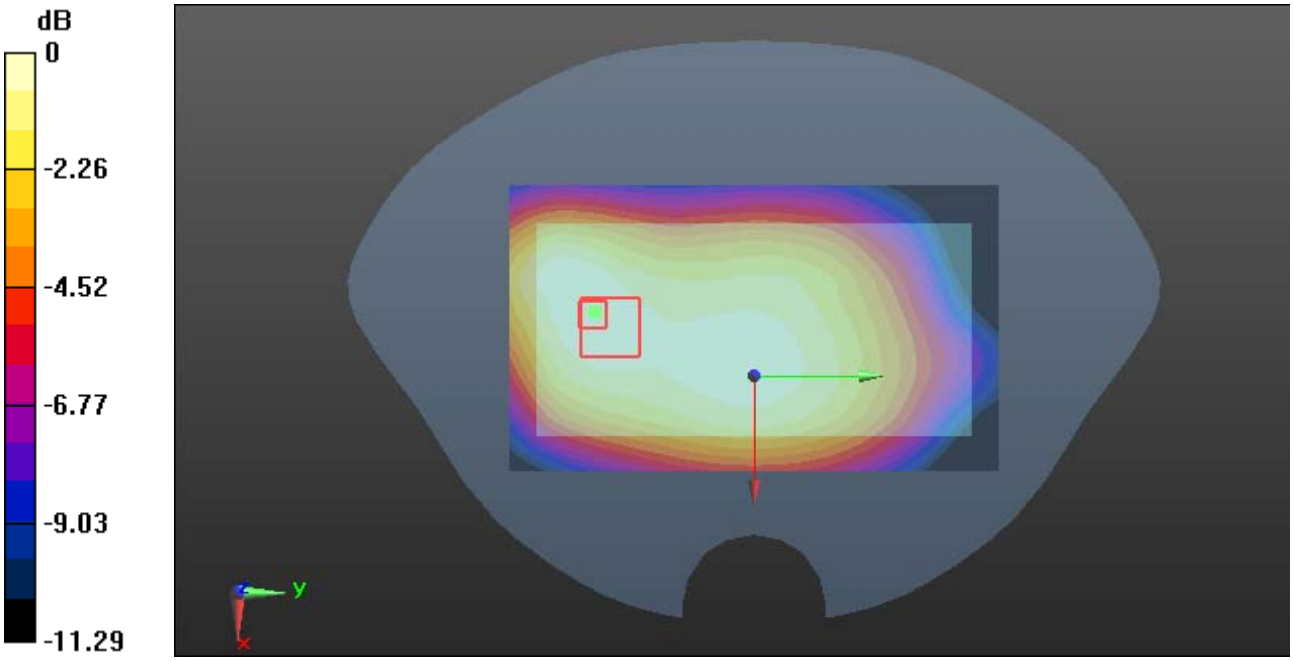

0 dB = 0.283 W/kg = -5.48 dBW/kg

Plot 48#: WCDMA Band 5 _Mid_ Body Back

DUT: Mobile Phone; Type: X602; Serial: CR221047343-SA-S1

Communication System: Generic WCDMA; Frequency: 836.6 MHz;Duty Cycle: 1:1
Medium parameters used: f = 836.6 MHz; σ = 0.913 S/m; ε_r = 41.381; ρ = 1000 kg/m^3
Phantom section: Flat Section

DASY5 Configuration:

- Probe: EX3DV4 - SN7522; ConvF(9.7, 9.7, 9.7) @ 836.6 MHz; Calibrated: 2022/5/6
- Sensor-Surface: 1.4mm (Mechanical Surface Detection)
- Electronics: DAE4 Sn1325; Calibrated: 2022/8/29
- Phantom: SAM 1; Type: QD000P40CC; Serial: TP:1412
- Measurement SW: DASY52, Version 52.10 (2); SEMCAD X Version 14.6.12 (7470)

Area Scan (71x121x1): Interpolated grid: dx=1.500 mm, dy=1.500 mm
Maximum value of SAR (interpolated) = 0.426 W/kg

Zoom Scan (5x5x7)/Cube 0: Measurement grid: dx=8mm, dy=8mm, dz=5mm
Reference Value = 18.67 V/m; Power Drift = 0.01 dB
Peak SAR (extrapolated) = 0.469 W/kg
SAR(1 g) = 0.333 W/kg; SAR(10 g) = 0.248 W/kg
Maximum value of SAR (measured) = 0.420 W/kg

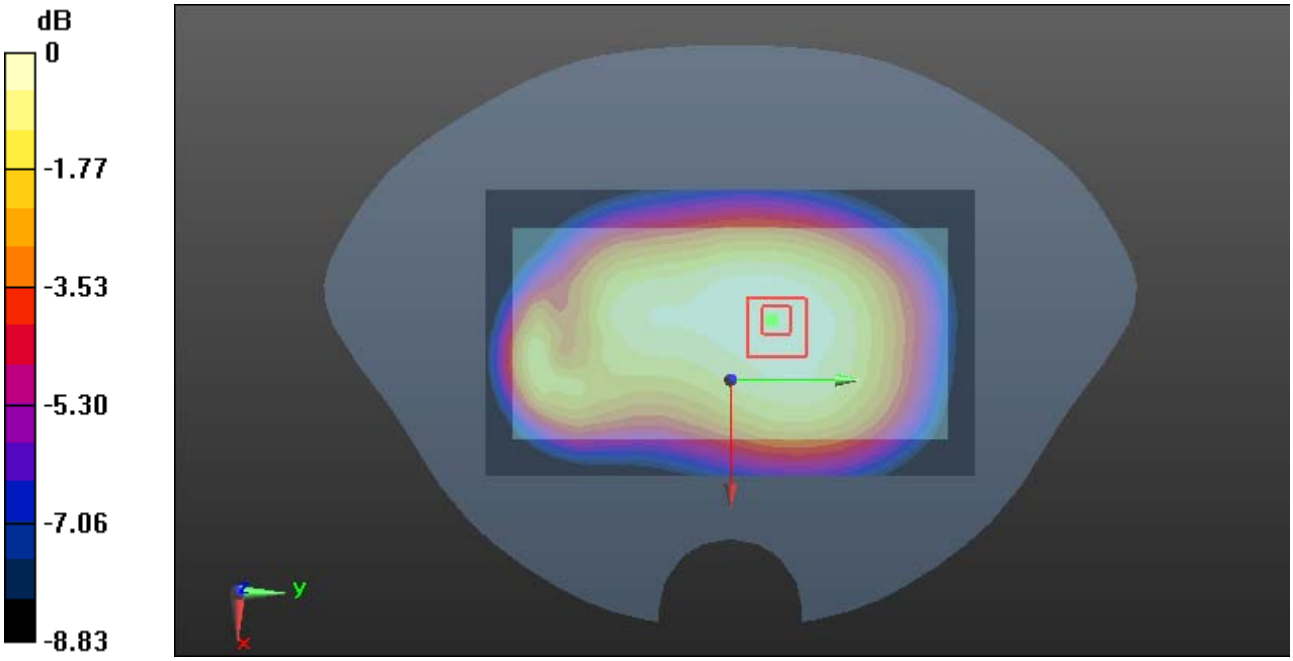

0 dB = 0.420 W/kg = -3.77 dBW/kg

Plot 49#: WCDMA Band 5 _Mid_ Body Left

DUT: Mobile Phone; Type: X602; Se rial: CR221047343-SA-S1

Communication System: Generic WCDMA; Frequency: 836.6 MHz;Duty Cycle: 1:1
Medium parameters used: f = 836.6 MHz; σ = 0.913 S/m; ε_r = 41.381; ρ = 1000 kg/m^3
Phantom section: Flat Section

DASY5 Configuration:

- Probe: EX3DV4 - SN7522; ConvF(9.7, 9.7, 9.7) @ 836.6 MHz; Calibrated: 2022/5/6
- Sensor-Surface: 1.4mm (Mechanical Surface Detection)
- Electronics: DAE4 Sn1325; Calibrated: 2022/8/29
- Phantom: SAM 1; Type: QD000P40CC; Serial: TP:1412
- Measurement SW: DASY52, Version 52.10 (2); SEMCAD X Version 14.6.12 (7470)

Area Scan (41x121x1): Interpolated grid: dx=1.500 mm, dy=1.500 mm
Maximum value of SAR (interpolated) = 0.266 W/kg

Zoom Scan (5x5x7)/Cube 0: Measurement grid: dx=8mm, dy=8mm, dz=5mm
Reference Value = 13.02 V/m; Power Drift = -0.10 dB
Peak SAR (extrapolated) = 0.315 W/kg
SAR(1 g) = 0.200 W/kg; SAR(10 g) = 0.135 W/kg
Maximum value of SAR (measured) = 0.272 W/kg

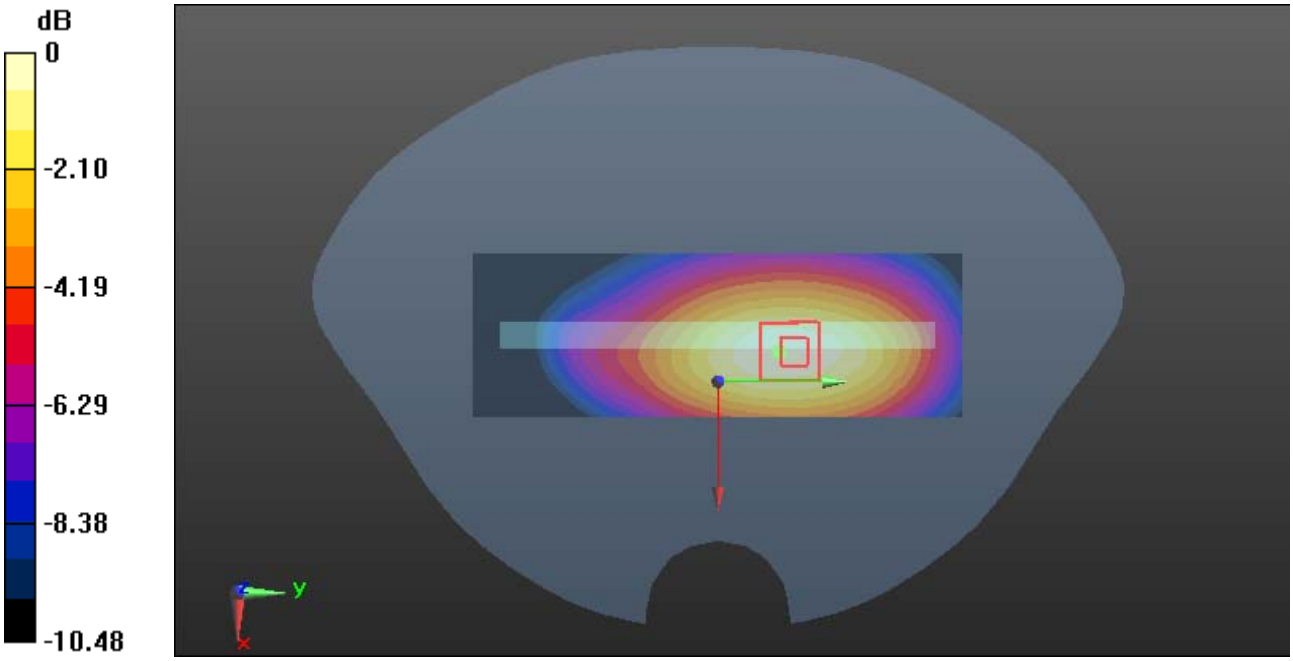

0 dB = 0.272 W/kg = -5.65 dBW/kg

Plot 50#: WCDMA Band 5 _Mid_ Body Right

DUT: Mobile Phone; Type: X602; Serial: CR221047343-SA-S1

Communication System: Generic WCDMA; Frequency: 836.6 MHz;Duty Cycle: 1:1
Medium parameters used: f = 836.6 MHz; σ = 0.913 S/m; ε_r = 41.381; ρ = 1000 kg/m^3
Phantom section: Flat Section

DASY5 Configuration:

- Probe: EX3DV4 - SN7522; ConvF(9.7, 9.7, 9.7) @ 836.6 MHz; Calibrated: 2022/5/6
- Sensor-Surface: 1.4mm (Mechanical Surface Detection)
- Electronics: DAE4 Sn1325; Calibrated: 2022/8/29
- Phantom: SAM 1; Type: QD000P40CC; Serial: TP:1412
- Measurement SW: DASY52, Version 52.10 (2); SEMCAD X Version 14.6.12 (7470)

Area Scan (41x121x1): Interpolated grid: dx=1.500 mm, dy=1.500 mm
Maximum value of SAR (interpolated) = 0.296 W/kg

Zoom Scan (5x5x7)/Cube 0: Measurement grid: dx=8mm, dy=8mm, dz=5mm
Reference Value = 15.20 V/m; Power Drift = -0.01 dB
Peak SAR (extrapolated) = 0.334 W/kg
SAR(1 g) = 0.215 W/kg; SAR(10 g) = 0.145 W/kg
Maximum value of SAR (measured) = 0.289 W/kg

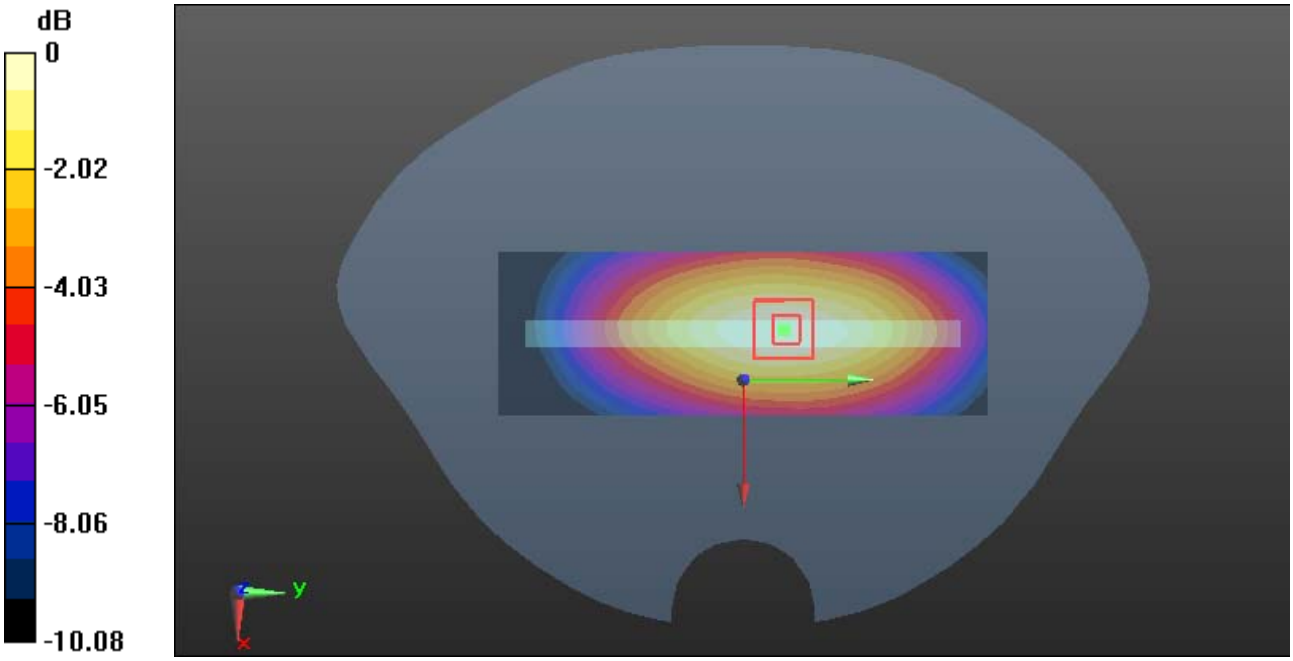

0 dB = 0.289 W/kg = -5.39 dBW/kg

Plot 51#: WCDMA Band 5 _Mid_ Body Bottom

DUT: Mobile Phone; Type: X602; Serial: CR221047343-SA-S1

Communication System: Generic WCDMA; Frequency: 836.6 MHz;Duty Cycle: 1:1
Medium parameters used: f = 836.6 MHz; σ = 0.913 S/m; ε_r = 41.381; ρ = 1000 kg/m^3
Phantom section: Flat Section

DASY5 Configuration:

- Probe: EX3DV4 - SN7522; ConvF(9.7, 9.7, 9.7) @ 836.6 MHz; Calibrated: 2022/5/6
- Sensor-Surface: 1.4mm (Mechanical Surface Detection)
- Electronics: DAE4 Sn1325; Calibrated: 2022/8/29
- Phantom: SAM 1; Type: QD000P40CC; Serial: TP:1412
- Measurement SW: DASY52, Version 52.10 (2); SEMCAD X Version 14.6.12 (7470)

Area Scan (41x71x1): Interpolated grid: dx=1.500 mm, dy=1.500 mm
Maximum value of SAR (interpolated) = 0.164 W/kg

Zoom Scan (5x5x7)/Cube 0: Measurement grid: dx=8mm, dy=8mm, dz=5mm
Reference Value = 8.748 V/m; Power Drift = -0.01 dB
Peak SAR (extrapolated) = 0.228 W/kg
SAR(1 g) = 0.109 W/kg; SAR(10 g) = 0.064 W/kg
Maximum value of SAR (measured) = 0.172 W/kg

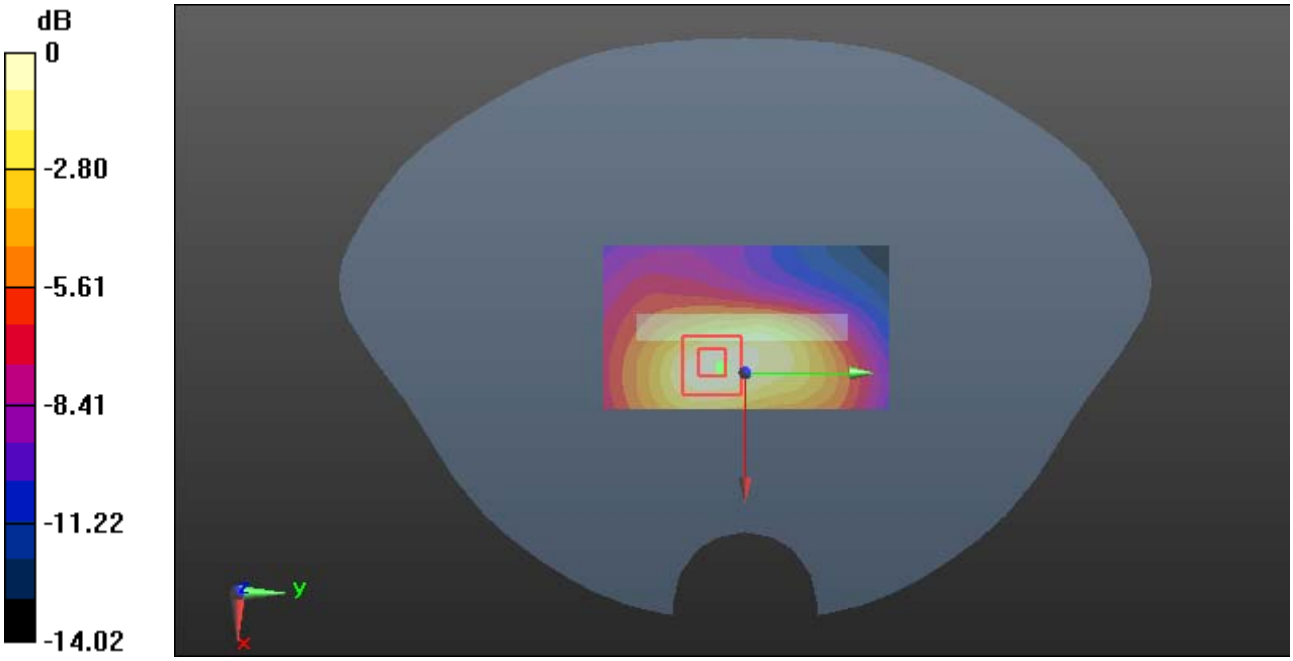

0 dB = 0.172 W/kg = -7.64 dBW/kg

Plot 52#: LTE Band 2 1RB_Mid_ Head Left Cheek

DUT: Mobile Phone; Type: X602; Serial: CR221047343-SA-S1

Communication System: Generic FDD-LTE; Frequency: 1880 MHz;Duty Cycle: 1:1
Medium parameters used: f = 1880 MHz; σ = 1.423 S/m; ε_r = 40.594; ρ = 1000 kg/m^3
Phantom section: Left Section

DASY5 Configuration:

- Probe: EX3DV4 - SN7522; ConvF(7.79, 7.79, 7.79) @ 1880 MHz; Calibrated: 2022/5/6
- Sensor-Surface: 1.4mm (Mechanical Surface Detection)
- Electronics: DAE4 Sn1325; Calibrated: 2022/8/29
- Phantom: SAM 1; Type: QD000P40CC; Serial: TP:1412
- Measurement SW: DASY52, Version 52.10 (2); SEMCAD X Version 14.6.12 (7470)

Area Scan (61x101x1): Interpolated grid: dx=1.500 mm, dy=1.500 mm
Maximum value of SAR (interpolated) = 0.547 W/kg

Zoom Scan (5x5x7)/Cube 0: Measurement grid: dx=8mm, dy=8mm, dz=5mm
Reference Value = 8.521 V/m; Power Drift = 0.14 dB
Peak SAR (extrapolated) = 0.589 W/kg
SAR(1 g) = 0.427 W/kg; SAR(10 g) = 0.283 W/kg
Maximum value of SAR (measured) = 0.541 W/kg

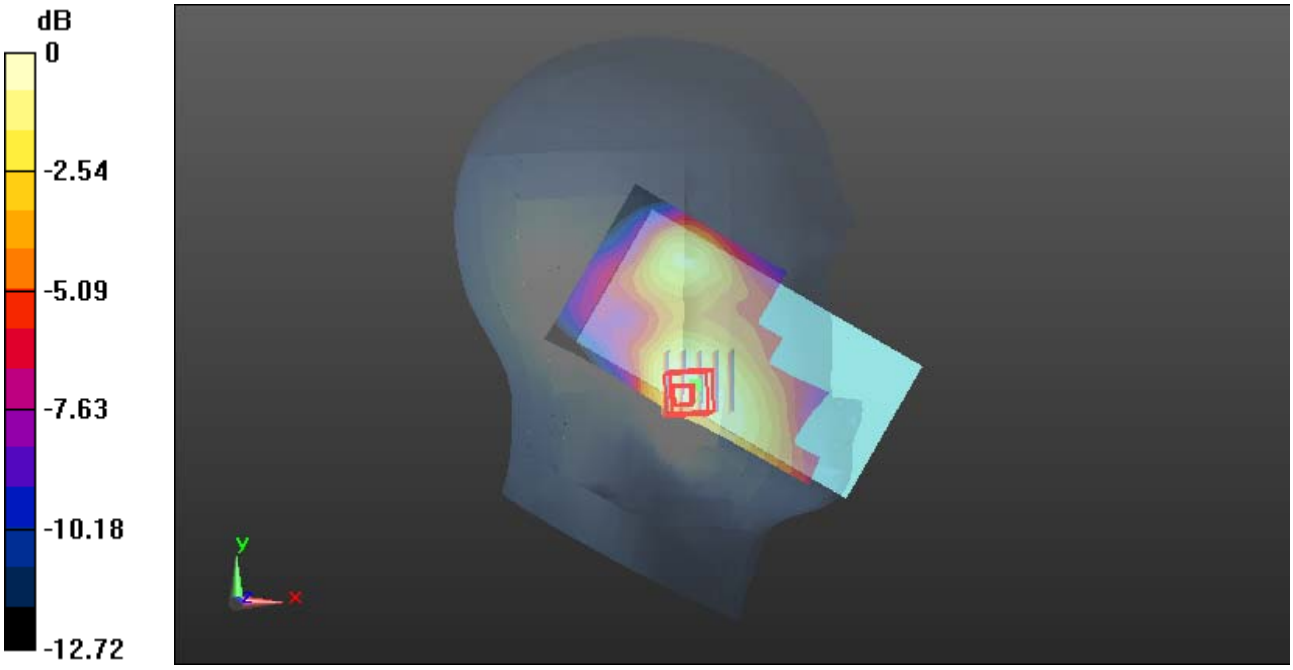

0 dB = 0.541 W/kg = -2.67 dBW/kg

Plot 53#: LTE Band 2 50%RB_Mid_ Head Left Cheek

DUT: Mobile Phone; Type: X602; Serial: CR221047343-SA-S1

Communication System: Generic FDD-LTE; Frequency: 1880 MHz;Duty Cycle: 1:1
Medium parameters used: f = 1880 MHz; σ = 1.423 S/m; ε_r = 40.594; ρ = 1000 kg/m^3
Phantom section: Left Section

DASY5 Configuration:

- Probe: EX3DV4 - SN7522; ConvF(7.79, 7.79, 7.79) @ 1880 MHz; Calibrated: 2022/5/6
- Sensor-Surface: 1.4mm (Mechanical Surface Detection)
- Electronics: DAE4 Sn1325; Calibrated: 2022/8/29
- Phantom: SAM 1; Type: QD000P40CC; Serial: TP:1412
- Measurement SW: DASY52, Version 52.10 (2); SEMCAD X Version 14.6.12 (7470)

Area Scan (61x101x1): Interpolated grid: dx=1.500 mm, dy=1.500 mm
Maximum value of SAR (interpolated) = 0.348 W/kg

Zoom Scan (5x5x7)/Cube 0: Measurement grid: dx=8mm, dy=8mm, dz=5mm
Reference Value = 5.979 V/m; Power Drift = 0.11 dB
Peak SAR (extrapolated) = 0.377 W/kg
SAR(1 g) = 0.260 W/kg; SAR(10 g) = 0.171 W/kg
Maximum value of SAR (measured) = 0.341 W/kg

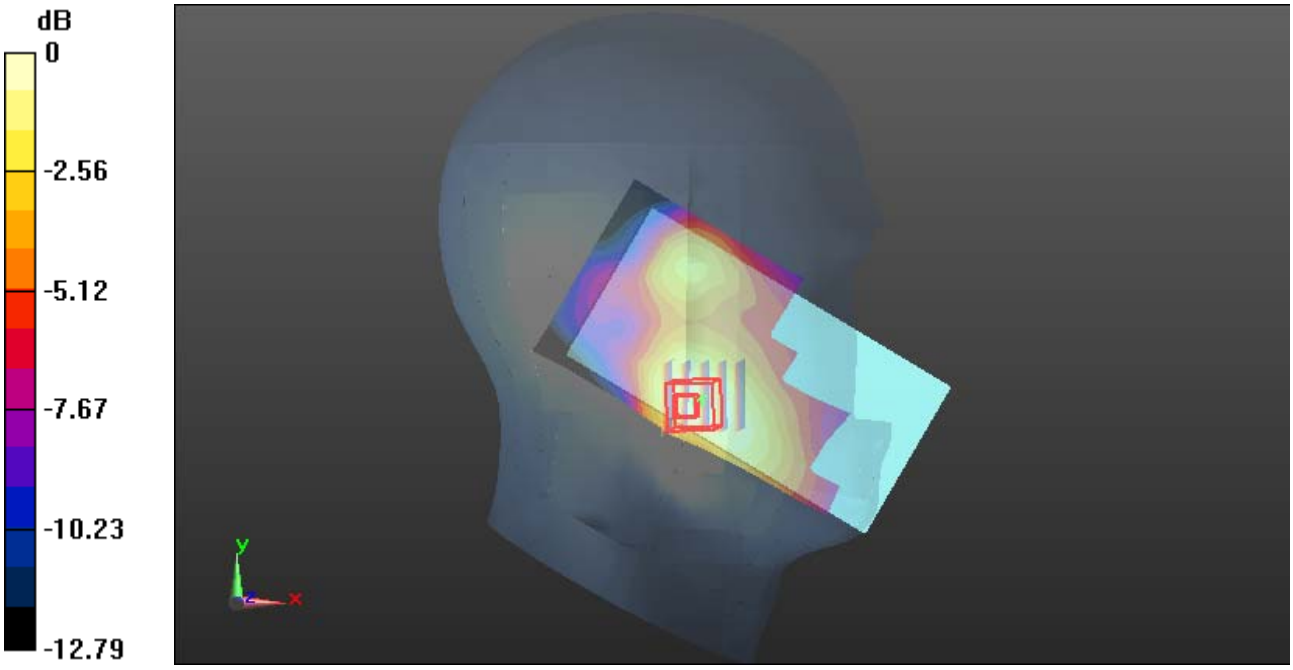

0 dB = 0.341 W/kg = -4.67 dBW/kg

Plot 54#: LTE Band 2 1RB_Mid_ Head Left Tilt

DUT: Mobile Phone; Type: X602; Serial: CR221047343-SA-S1

Communication System: Generic FDD-LTE; Frequency: 1880 MHz;Duty Cycle: 1:1
Medium parameters used: f = 1880 MHz; σ = 1.423 S/m; ε_r = 40.594; ρ = 1000 kg/m^3
Phantom section: Left Section

DASY5 Configuration:

- Probe: EX3DV4 - SN7522; ConvF(7.79, 7.79, 7.79) @ 1880 MHz; Calibrated: 2022/5/6
- Sensor-Surface: 1.4mm (Mechanical Surface Detection)
- Electronics: DAE4 Sn1325; Calibrated: 2022/8/29
- Phantom: SAM 1; Type: QD000P40CC; Serial: TP:1412
- Measurement SW: DASY52, Version 52.10 (2); SEMCAD X Version 14.6.12 (7470)

Area Scan (61x101x1): Interpolated grid: dx=1.500 mm, dy=1.500 mm
Maximum value of SAR (interpolated) = 0.272 W/kg

Zoom Scan (5x5x7)/Cube 0: Measurement grid: dx=8mm, dy=8mm, dz=5mm
Reference Value = 10.53 V/m; Power Drift = 0.20 dB
Peak SAR (extrapolated) = 0.302 W/kg
SAR(1 g) = 0.202 W/kg; SAR(10 g) = 0.128 W/kg
Maximum value of SAR (measured) = 0.263 W/kg



0 dB = 0.263 W/kg = -5.80 dBW/kg

Plot 55#: LTE Band 2 50%RB_Mid_ Head Left Tilt

DUT: Mobile Phone; Type: X602; Serial: CR221047343-SA-S1

Communication System: Generic FDD-LTE; Frequency: 1880 MHz;Duty Cycle: 1:1
Medium parameters used: f = 1880 MHz; σ = 1.423 S/m; ε_r = 40.594; ρ = 1000 kg/m^3
Phantom section: Left Section

DASY5 Configuration:

- Probe: EX3DV4 - SN7522; ConvF(7.79, 7.79, 7.79) @ 1880 MHz; Calibrated: 2022/5/6
- Sensor-Surface: 1.4mm (Mechanical Surface Detection)
- Electronics: DAE4 Sn1325; Calibrated: 2022/8/29
- Phantom: SAM 1; Type: QD000P40CC; Serial: TP:1412
- Measurement SW: DASY52, Version 52.10 (2); SEMCAD X Version 14.6.12 (7470)

Area Scan (61x111x1): Interpolated grid: dx=1.500 mm, dy=1.500 mm
Maximum value of SAR (interpolated) = 0.203 W/kg

Zoom Scan (5x5x7)/Cube 0: Measurement grid: dx=8mm, dy=8mm, dz=5mm
Reference Value = 9.436 V/m; Power Drift = 0.01 dB
Peak SAR (extrapolated) = 0.228 W/kg
SAR(1 g) = 0.151 W/kg; SAR(10 g) = 0.096 W/kg
Maximum value of SAR (measured) = 0.198 W/kg

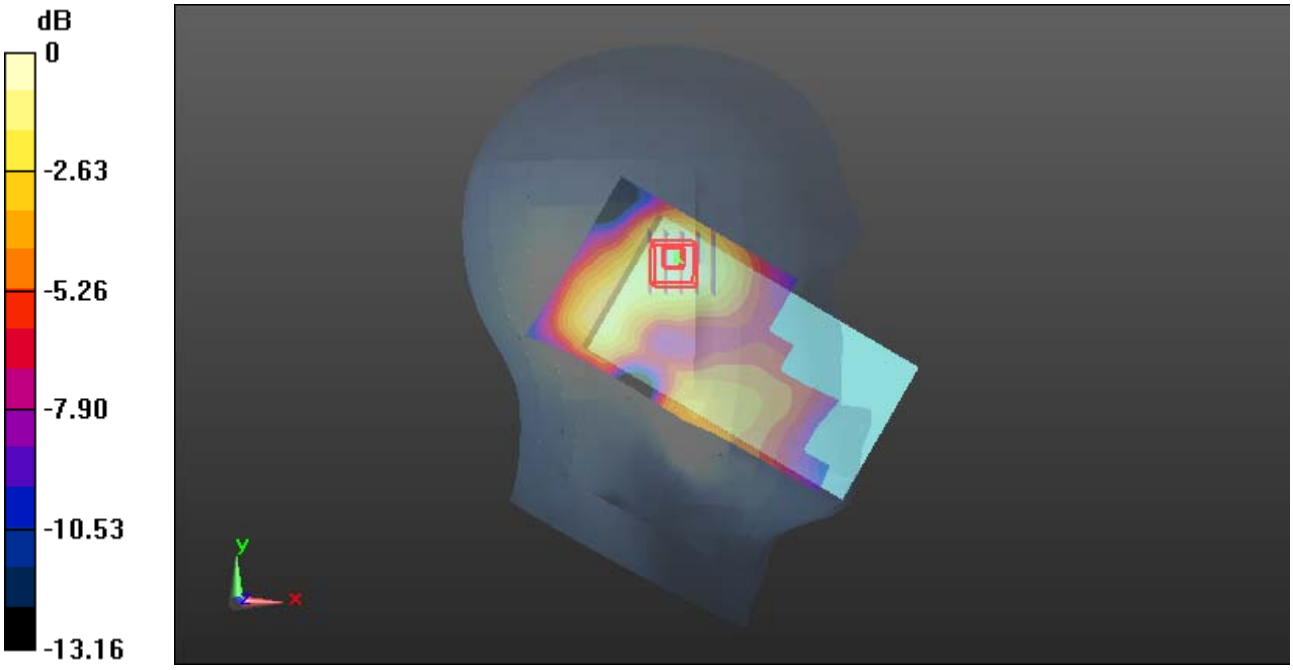

0 dB = 0.198 W/kg = -7.03 dBW/kg

Plot 56#: LTE Band 2 1RB_Mid_ Head Right Cheek

DUT: Mobile Phone; Type: X602; Serial: CR221047343-SA-S1

Communication System: Generic FDD-LTE; Frequency: 1880 MHz;Duty Cycle: 1:1
Medium parameters used: f = 1880 MHz; σ = 1.423 S/m; ε_r = 40.594; ρ = 1000 kg/m^3
Phantom section: Right Section

DASY5 Configuration:

- Probe: EX3DV4 - SN7522; ConvF(7.79, 7.79, 7.79) @ 1880 MHz; Calibrated: 2022/5/6
- Sensor-Surface: 1.4mm (Mechanical Surface Detection)
- Electronics: DAE4 Sn1325; Calibrated: 2022/8/29
- Phantom: SAM 1; Type: QD000P40CC; Serial: TP:1412
- Measurement SW: DASY52, Version 52.10 (2); SEMCAD X Version 14.6.12 (7470)

Area Scan (71x101x1): Interpolated grid: dx=1.500 mm, dy=1.500 mm
Maximum value of SAR (interpolated) = 0.263 W/kg

Zoom Scan (5x5x7)/Cube 0: Measurement grid: dx=8mm, dy=8mm, dz=5mm
Reference Value = 6.670 V/m; Power Drift = 0.18 dB
Peak SAR (extrapolated) = 0.327 W/kg
SAR(1 g) = 0.232 W/kg; SAR(10 g) = 0.145 W/kg
Maximum value of SAR (measured) = 0.297 W/kg



0 dB = 0.297 W/kg = -5.27 dBW/kg

Plot 57#: LTE Band 2 50%RB_Mid_ Head Right Cheek

DUT: Mobile Phone; Type: X602; Serial: CR221047343-SA-S1

Communication System: Generic FDD-LTE; Frequency: 1880 MHz;Duty Cycle: 1:1
Medium parameters used: f = 1880 MHz; σ = 1.423 S/m; ε_r = 40.594; ρ = 1000 kg/m^3
Phantom section: Right Section

DASY5 Configuration:

- Probe: EX3DV4 - SN7522; ConvF(7.79, 7.79, 7.79) @ 1880 MHz; Calibrated: 2022/5/6
- Sensor-Surface: 1.4mm (Mechanical Surface Detection)
- Electronics: DAE4 Sn1325; Calibrated: 2022/8/29
- Phantom: SAM 1; Type: QD000P40CC; Serial: TP:1412
- Measurement SW: DASY52, Version 52.10 (2); SEMCAD X Version 14.6.12 (7470)

Area Scan (71x101x1): Interpolated grid: dx=1.500 mm, dy=1.500 mm
Maximum value of SAR (interpolated) = 0.203 W/kg

Zoom Scan (5x5x7)/Cube 0: Measurement grid: dx=8mm, dy=8mm, dz=5mm
Reference Value = 5.783 V/m; Power Drift = 0.17 dB
Peak SAR (extrapolated) = 0.236 W/kg
SAR(1 g) = 0.158 W/kg; SAR(10 g) = 0.103 W/kg
Maximum value of SAR (measured) = 0.205 W/kg



0 dB = 0.205 W/kg = -6.88 dBW/kg

Plot 58#: LTE Band 2 1RB_Mid_ Head Right Tilt

DUT: Mobile Phone; Type: X602; Serial: CR221047343-SA-S1

Communication System: Generic FDD-LTE; Frequency: 1880 MHz;Duty Cycle: 1:1
Medium parameters used: f = 1880 MHz; σ = 1.423 S/m; ε_r = 40.594; ρ = 1000 kg/m^3
Phantom section: Right Section

DASY5 Configuration:

- Probe: EX3DV4 - SN7522; ConvF(7.79, 7.79, 7.79) @ 1880 MHz; Calibrated: 2022/5/6
- Sensor-Surface: 1.4mm (Mechanical Surface Detection)
- Electronics: DAE4 Sn1325; Calibrated: 2022/8/29
- Phantom: SAM 1; Type: QD000P40CC; Serial: TP:1412
- Measurement SW: DASY52, Version 52.10 (2); SEMCAD X Version 14.6.12 (7470)

Area Scan (61x101x1): Interpolated grid: dx=1.500 mm, dy=1.500 mm
Maximum value of SAR (interpolated) = 0.325 W/kg

Zoom Scan (5x5x7)/Cube 0: Measurement grid: dx=8mm, dy=8mm, dz=5mm
Reference Value = 11.44 V/m; Power Drift = 0.14 dB
Peak SAR (extrapolated) = 0.362 W/kg
SAR(1 g) = 0.220 W/kg; SAR(10 g) = 0.132 W/kg
Maximum value of SAR (measured) = 0.309 W/kg



0 dB = 0.309 W/kg = -5.10 dBW/kg

Plot 59#: LTE Band 2 50%RB_Mid_ Head Right Tilt

DUT: Mobile Phone; Type: X602; Serial: CR221047343-SA-S1

Communication System: Generic FDD-LTE; Frequency: 1880 MHz;Duty Cycle: 1:1
Medium parameters used: f = 1880 MHz; σ = 1.423 S/m; ε_r = 40.594; ρ = 1000 kg/m^3
Phantom section: Right Section

DASY5 Configuration:

- Probe: EX3DV4 - SN7522; ConvF(7.79, 7.79, 7.79) @ 1880 MHz; Calibrated: 2022/5/6
- Sensor-Surface: 1.4mm (Mechanical Surface Detection)
- Electronics: DAE4 Sn1325; Calibrated: 2022/8/29
- Phantom: SAM 1; Type: QD000P40CC; Serial: TP:1412
- Measurement SW: DASY52, Version 52.10 (2); SEMCAD X Version 14.6.12 (7470)

Area Scan (61x101x1): Interpolated grid: dx=1.500 mm, dy=1.500 mm
Maximum value of SAR (interpolated) = 0.250 W/kg

Zoom Scan (5x5x7)/Cube 0: Measurement grid: dx=8mm, dy=8mm, dz=5mm
Reference Value = 10.32 V/m; Power Drift = 0.18 dB
Peak SAR (extrapolated) = 0.294 W/kg
SAR(1 g) = 0.179 W/kg; SAR(10 g) = 0.108 W/kg
Maximum value of SAR (measured) = 0.252 W/kg



0 dB = 0.252 W/kg = -5.99 dBW/kg

Plot 60#: LTE Band 2 1RB_Mid_ Body Front

DUT: Mobile Phone; Type: X602; Serial: CR221047343-SA-S1

Communication System: Generic FDD-LTE; Frequency: 1880 MHz;Duty Cycle: 1:1
Medium parameters used: f = 1880 MHz; σ = 1.423 S/m; ε_r = 40.594; ρ = 1000 kg/m^3
Phantom section: Flat Section

DASY5 Configuration:

- Probe: EX3DV4 - SN7522; ConvF(7.79, 7.79, 7.79) @ 1880 MHz; Calibrated: 2022/5/6
- Sensor-Surface: 1.4mm (Mechanical Surface Detection)
- Electronics: DAE4 Sn1325; Calibrated: 2022/8/29
- Phantom: SAM 1; Type: QD000P40CC; Serial: TP:1412
- Measurement SW: DASY52, Version 52.10 (2); SEMCAD X Version 14.6.12 (7470)

Area Scan (71x121x1): Interpolated grid: dx=1.500 mm, dy=1.500 mm
Maximum value of SAR (interpolated) = 1.04 W/kg

Zoom Scan (5x5x7)/Cube 0: Measurement grid: dx=8mm, dy=8mm, dz=5mm
Reference Value = 10.74 V/m; Power Drift = -0.00 dB
Peak SAR (extrapolated) = 1.23 W/kg
SAR(1 g) = 0.688 W/kg; SAR(10 g) = 0.399 W/kg
Maximum value of SAR (measured) = 1.03 W/kg

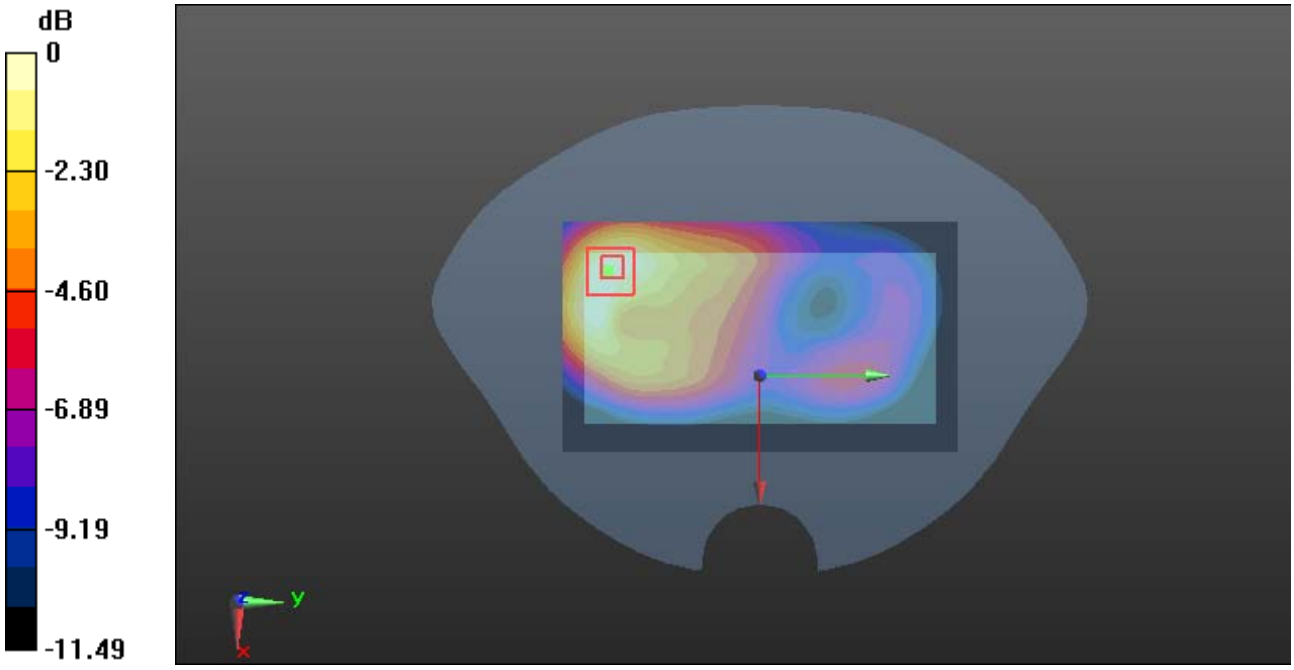

0 dB = 1.03 W/kg = 0.13 dBW/kg

Plot 61#: LTE Band 2 50%RB_Mid_ Body Front

DUT: Mobile Phone; Type: X602; Serial: CR221047343-SA-S1

Communication System: Generic FDD-LTE; Frequency: 1880 MHz;Duty Cycle: 1:1
Medium parameters used: f = 1880 MHz; σ = 1.423 S/m; ε_r = 40.594; ρ = 1000 kg/m^3
Phantom section: Flat Section

DASY5 Configuration:

- Probe: EX3DV4 - SN7522; ConvF(7.79, 7.79, 7.79) @ 1880 MHz; Calibrated: 2022/5/6
- Sensor-Surface: 1.4mm (Mechanical Surface Detection)
- Electronics: DAE4 Sn1325; Calibrated: 2022/8/29
- Phantom: SAM 1; Type: QD000P40CC; Serial: TP:1412
- Measurement SW: DASY52, Version 52.10 (2); SEMCAD X Version 14.6.12 (7470)

Area Scan (71x121x1): Interpolated grid: dx=1.500 mm, dy=1.500 mm
Maximum value of SAR (interpolated) = 0.831 W/kg

Zoom Scan (5x5x7)/Cube 0: Measurement grid: dx=8mm, dy=8mm, dz=5mm
Reference Value = 9.631 V/m; Power Drift = 0.09 dB
Peak SAR (extrapolated) = 0.993 W/kg
SAR(1 g) = 0.559 W/kg; SAR(10 g) = 0.322 W/kg
Maximum value of SAR (measured) = 0.817 W/kg

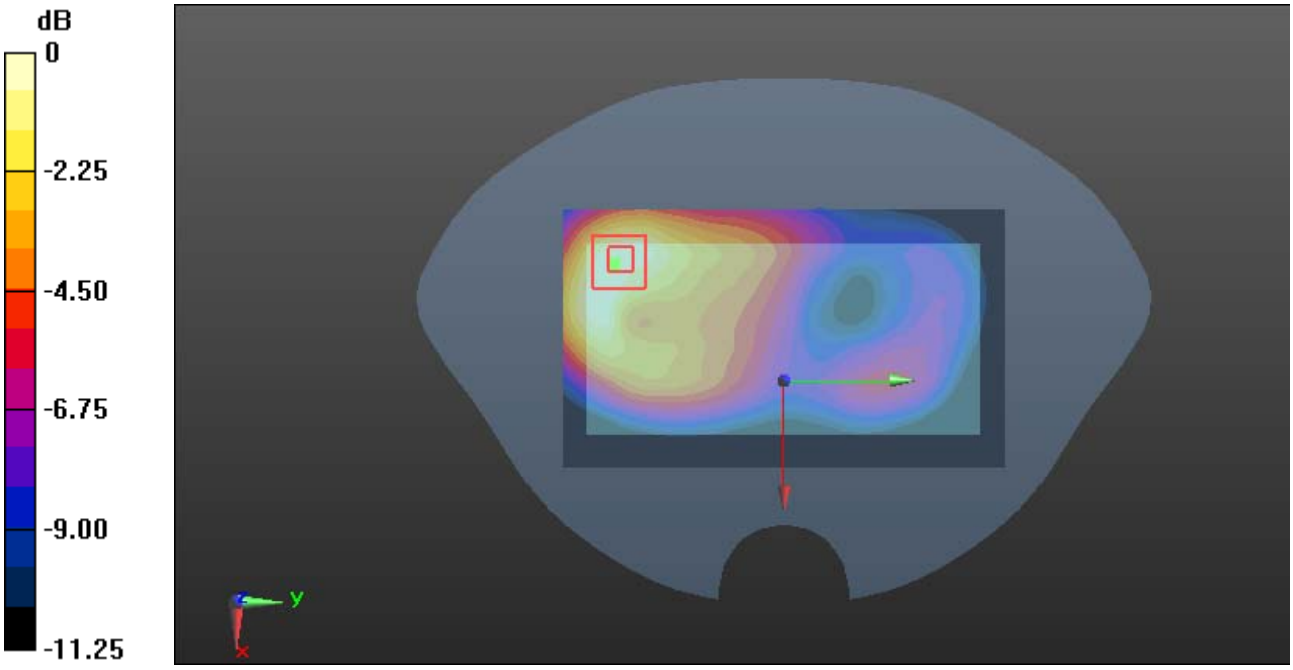

0 dB = 0.817 W/kg = -0.88 dBW/kg

Plot 62#: LTE Band 2 1RB Low Body Back

DUT: Mobile Phone; Type: X602; Serial: CR221047343-SA-S1

Communication System: Generic FDD-LTE; Frequency: 1860 MHz;Duty Cycle: 1:1
Medium parameters used: f = 1860 MHz; σ = 1.407 S/m; ε_r = 40.766; ρ = 1000 kg/m^3
Phantom section: Flat Section

DASY5 Configuration:

- Probe: EX3DV4 - SN7522; ConvF(7.79, 7.79, 7.79) @ 1860 MHz; Calibrated: 2022/5/6
- Sensor-Surface: 1.4mm (Mechanical Surface Detection)
- Electronics: DAE4 Sn1325; Calibrated: 2022/8/29
- Phantom: SAM 1; Type: QD000P40CC; Serial: TP:1412
- Measurement SW: DASY52, Version 52.10 (2); SEMCAD X Version 14.6.12 (7470)

Area Scan (71x121x1): Interpolated grid: dx=1.500 mm, dy=1.500 mm
Maximum value of SAR (interpolated) = 1.47 W/kg

Zoom Scan (5x5x7)/Cube 0: Measurement grid: dx=8mm, dy=8mm, dz=5mm
Reference Value = 14.21 V/m; Power Drift = -0.00 dB
Peak SAR (extrapolated) = 1.81 W/kg
SAR(1 g) = 1.01 W/kg; SAR(10 g) = 0.563 W/kg
Maximum value of SAR (measured) = 1.51 W/kg

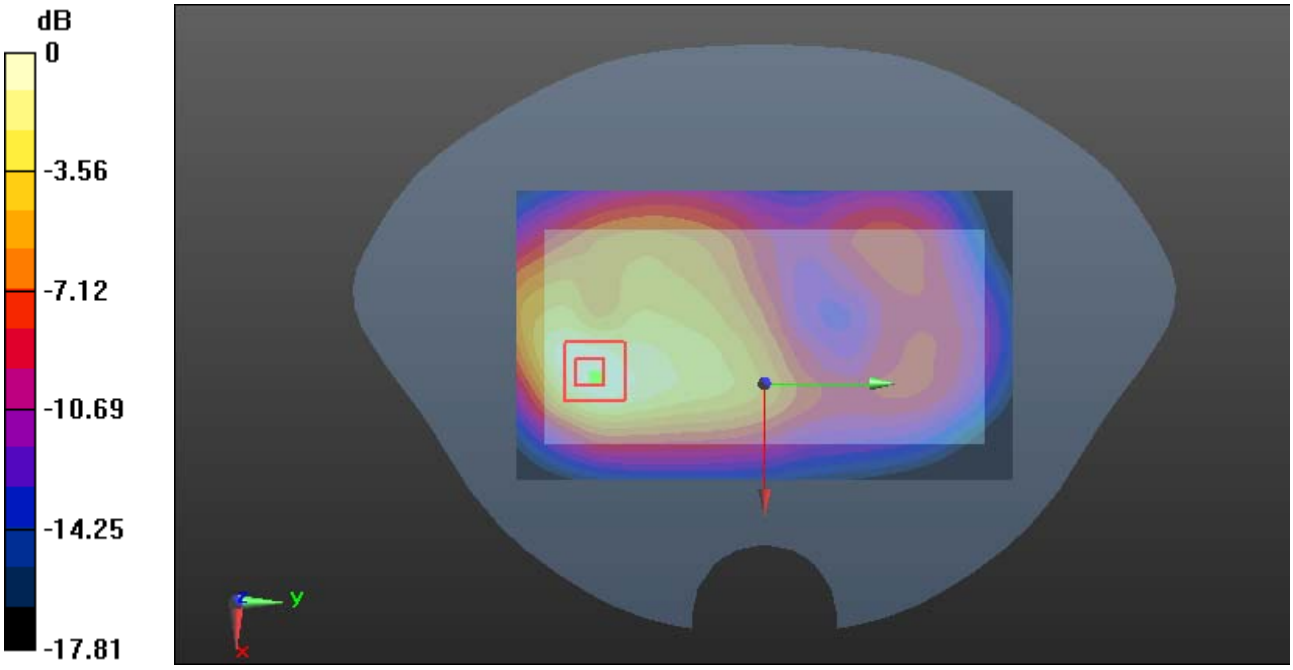

0 dB = 1.51 W/kg = 1.79 dBW/kg

Plot 63#: LTE Band 2 1RB_Mid_ Body Back

DUT: Mobile Phone; Type: X602; Serial: CR221047343-SA-S1

Communication System: Generic FDD-LTE; Frequency: 1880 MHz;Duty Cycle: 1:1
Medium parameters used: f = 1880 MHz; σ = 1.423 S/m; ε_r = 40.594; ρ = 1000 kg/m^3
Phantom section: Flat Section

DASY5 Configuration:

- Probe: EX3DV4 - SN7522; ConvF(7.79, 7.79, 7.79) @ 1880 MHz; Calibrated: 2022/5/6
- Sensor-Surface: 1.4mm (Mechanical Surface Detection)
- Electronics: DAE4 Sn1325; Calibrated: 2022/8/29
- Phantom: SAM 1; Type: QD000P40CC; Serial: TP:1412
- Measurement SW: DASY52, Version 52.10 (2); SEMCAD X Version 14.6.12 (7470)

Area Scan (71x121x1): Interpolated grid: dx=1.500 mm, dy=1.500 mm
Maximum value of SAR (interpolated) = 1.55 W/kg

Zoom Scan (5x5x7)/Cube 0: Measurement grid: dx=8mm, dy=8mm, dz=5mm
Reference Value = 14.22 V/m; Power Drift = -0.04 dB
Peak SAR (extrapolated) = 1.83 W/kg
SAR(1 g) = 1.03 W/kg; SAR(10 g) = 0.572 W/kg
Maximum value of SAR (measured) = 1.47 W/kg

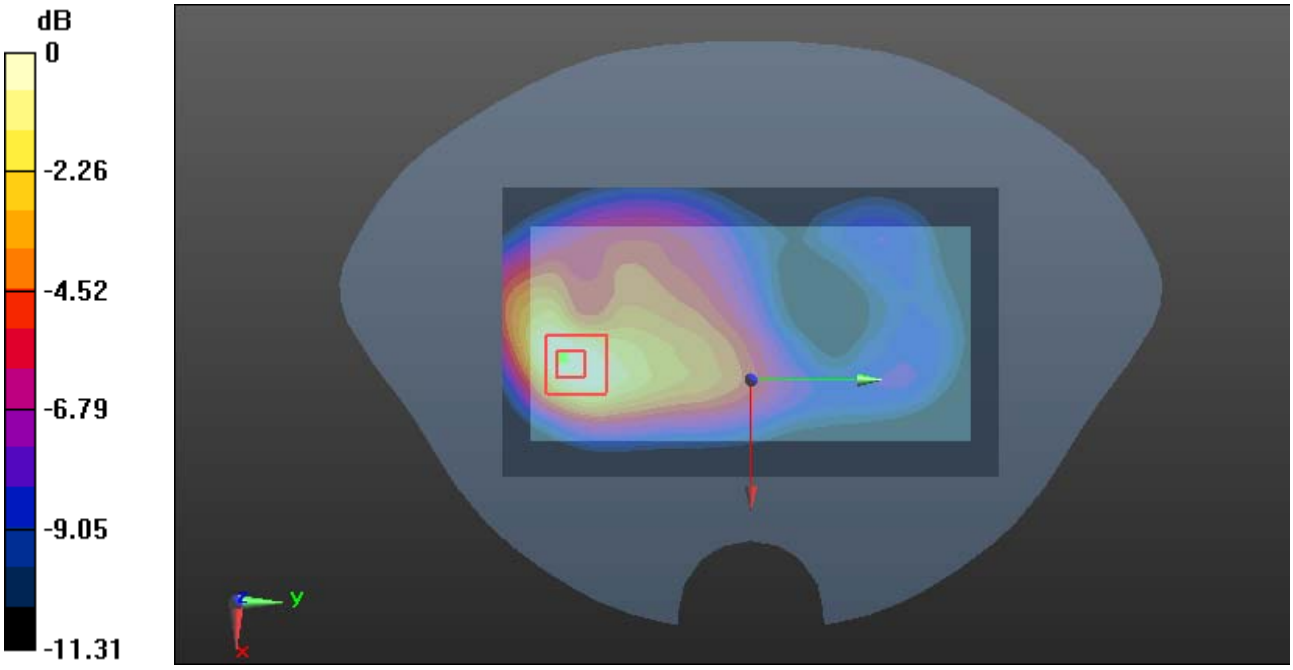

0 dB = 1.47 W/kg = 1.67 dBW/kg

Plot 64#: LTE Band 2 1RB High Body Back

DUT: Mobile Phone; Type: X602; Serial: CR221047343-SA-S1

Communication System: Generic FDD-LTE; Frequency: 1900 MHz;Duty Cycle: 1:1
Medium parameters used: f = 1900 MHz; σ = 1.439 S/m; ε_r = 40.363; ρ = 1000 kg/m^3
Phantom section: Flat Section

DASY5 Configuration:

- Probe: EX3DV4 - SN7522; ConvF(7.79, 7.79, 7.79) @ 1900 MHz; Calibrated: 2022/5/6
- Sensor-Surface: 1.4mm (Mechanical Surface Detection)
- Electronics: DAE4 Sn1325; Calibrated: 2022/8/29
- Phantom: SAM 1; Type: QD000P40CC; Serial: TP:1412
- Measurement SW: DASY52, Version 52.10 (2); SEMCAD X Version 14.6.12 (7470)

Area Scan (71x121x1): Interpolated grid: dx=1.500 mm, dy=1.500 mm
Maximum value of SAR (interpolated) = 1.52 W/kg

Zoom Scan (5x5x7)/Cube 0: Measurement grid: dx=8mm, dy=8mm, dz=5mm
Reference Value = 14.21 V/m; Power Drift = -0.08 dB
Peak SAR (extrapolated) = 1.83 W/kg
SAR(1 g) = 1.03 W/kg; SAR(10 g) = 0.569 W/kg
Maximum value of SAR (measured) = 1.53 W/kg

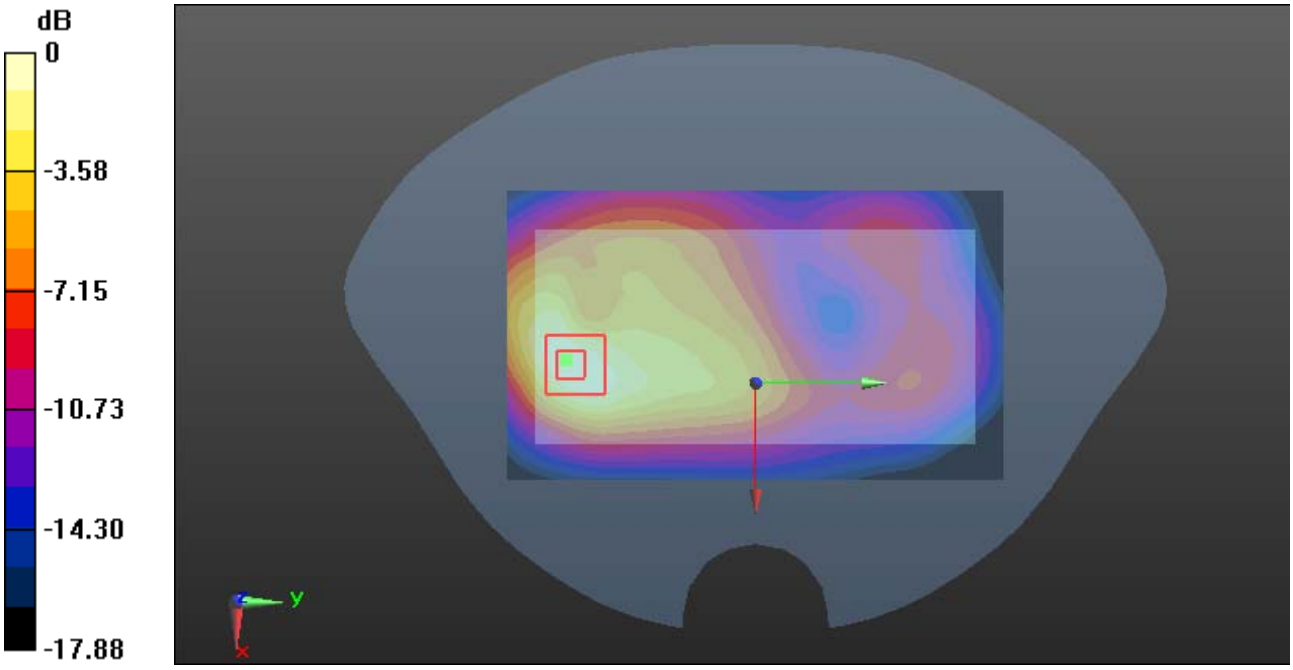

0 dB = 1.53 W/kg = 1.85 dBW/kg

Plot 65#: LTE Band 2 50%RB Low Body Back

DUT: Mobile Phone; Type: X602; Serial: CR221047343-SA-S1

Communication System: Generic FDD-LTE; Frequency: 1860 MHz;Duty Cycle: 1:1
Medium parameters used: f = 1860 MHz; σ = 1.407 S/m; ε_r = 40.766; ρ = 1000 kg/m^3
Phantom section: Flat Section

DASY5 Configuration:

- Probe: EX3DV4 - SN7522; ConvF(7.79, 7.79, 7.79) @ 1860 MHz; Calibrated: 2022/5/6
- Sensor-Surface: 1.4mm (Mechanical Surface Detection)
- Electronics: DAE4 Sn1325; Calibrated: 2022/8/29
- Phantom: SAM 1; Type: QD000P40CC; Serial: TP:1412
- Measurement SW: DASY52, Version 52.10 (2); SEMCAD X Version 14.6.12 (7470)

Area Scan (71x121x1): Interpolated grid: dx=1.500 mm, dy=1.500 mm
Maximum value of SAR (interpolated) = 1.23 W/kg

Zoom Scan (5x5x7)/Cube 0: Measurement grid: dx=8mm, dy=8mm, dz=5mm
Reference Value = 12.66 V/m; Power Drift = 0.06 dB
Peak SAR (extrapolated) = 1.47 W/kg
SAR(1 g) = 0.827 W/kg; SAR(10 g) = 0.459 W/kg.
Maximum value of SAR (measured) = 1.18 W/kg

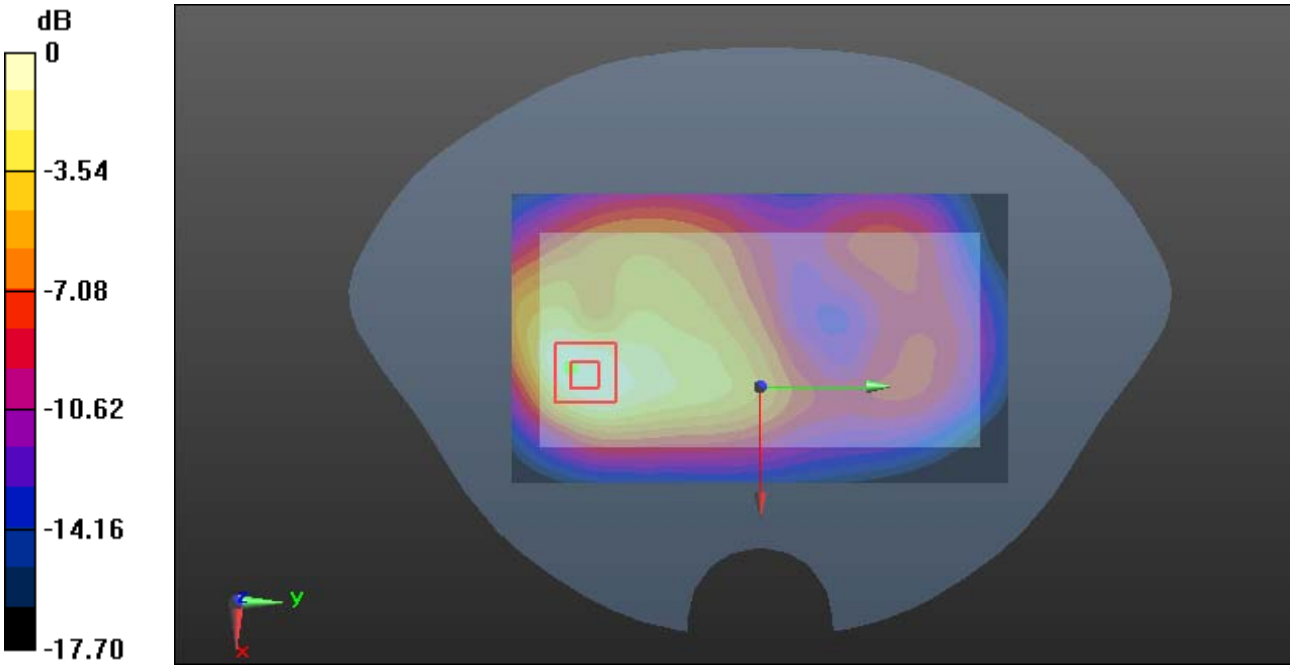

0 dB = 1.18 W/kg = 0.72 dBW/kg

Plot 66#: LTE Band 2 50%RB_Mid_ Body Back

DUT: Mobile Phone; Type: X602; Serial: CR221047343-SA-S1

Communication System: Generic FDD-LTE; Frequency: 1880 MHz;Duty Cycle: 1:1
Medium parameters used: f = 1880 MHz; σ = 1.423 S/m; ε_r = 40.594; ρ = 1000 kg/m^3
Phantom section: Flat Section

DASY5 Configuration:

- Probe: EX3DV4 - SN7522; ConvF(7.79, 7.79, 7.79) @ 1880 MHz; Calibrated: 2022/5/6
- Sensor-Surface: 1.4mm (Mechanical Surface Detection)
- Electronics: DAE4 Sn1325; Calibrated: 2022/8/29
- Phantom: SAM 1; Type: QD000P40CC; Serial: TP:1412
- Measurement SW: DASY52, Version 52.10 (2); SEMCAD X Version 14.6.12 (7470)

Area Scan (71x121x1): Interpolated grid: dx=1.500 mm, dy=1.500 mm
Maximum value of SAR (interpolated) = 1.26 W/kg

Zoom Scan (5x5x7)/Cube 0: Measurement grid: dx=8mm, dy=8mm, dz=5mm
Reference Value = 12.57 V/m; Power Drift = 0.04 dB
Peak SAR (extrapolated) = 1.49 W/kg
SAR(1 g) = 0.819 W/kg; SAR(10 g) = 0.452 W/kg
Maximum value of SAR (measured) = 1.23 W/kg

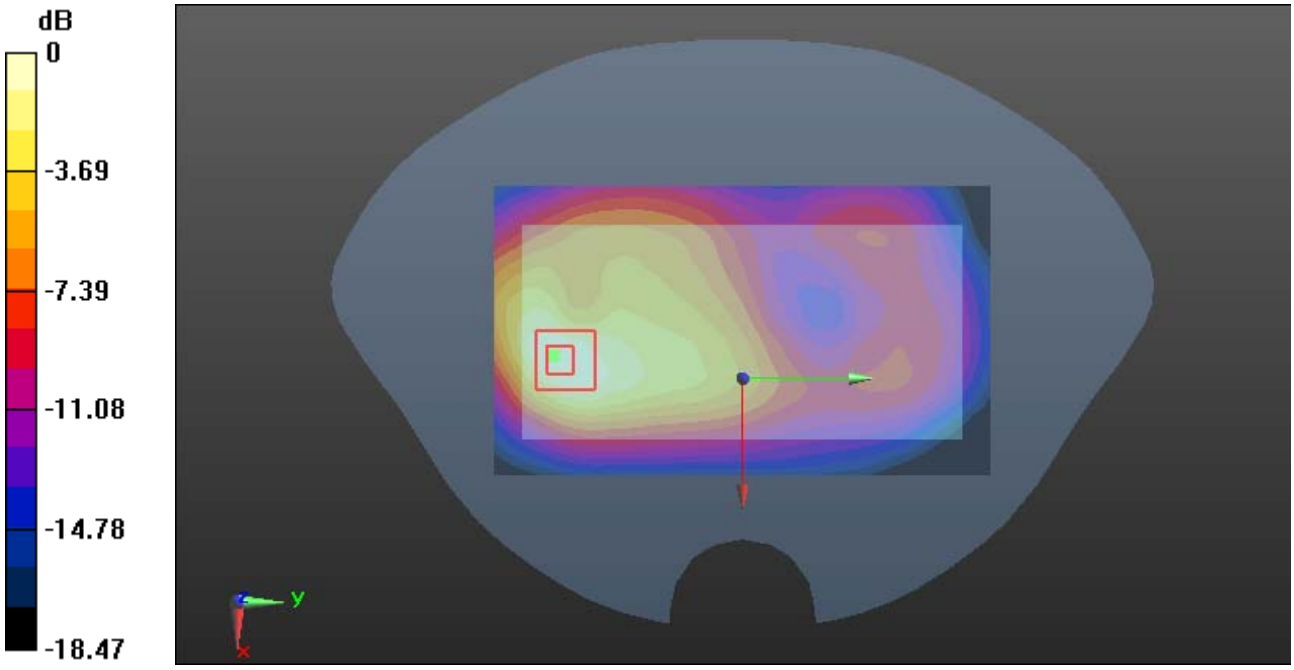

0 dB = 1.23 W/kg = 0.90 dBW/kg

Plot 67#: LTE Band 2 50%RB High Body Back

DUT: Mobile Phone; Type: X602; Serial: CR221047343-SA-S1

Communication System: Generic FDD-LTE; Frequency: 1900 MHz;Duty Cycle: 1:1
Medium parameters used: f = 1900 MHz; σ = 1.439 S/m; ε_r = 40.363; ρ = 1000 kg/m^3
Phantom section: Flat Section

DASY5 Configuration:

- Probe: EX3DV4 - SN7522; ConvF(7.79, 7.79, 7.79) @ 1900 MHz; Calibrated: 2022/5/6
- Sensor-Surface: 1.4mm (Mechanical Surface Detection)
- Electronics: DAE4 Sn1325; Calibrated: 2022/8/29
- Phantom: SAM 1; Type: QD000P40CC; Serial: TP:1412
- Measurement SW: DASY52, Version 52.10 (2); SEMCAD X Version 14.6.12 (7470)

Area Scan (71x121x1): Interpolated grid: dx=1.500 mm, dy=1.500 mm
Maximum value of SAR (interpolated) = 1.31 W/kg

Zoom Scan (5x5x7)/Cube 0: Measurement grid: dx=8mm, dy=8mm, dz=5mm
Reference Value = 12.38 V/m; Power Drift = 0.06 dB
Peak SAR (extrapolated) = 1.52 W/kg
SAR(1 g) = 0.838 W/kg; SAR(10 g) = 0.461 W/kg
Maximum value of SAR (measured) = 1.21 W/kg

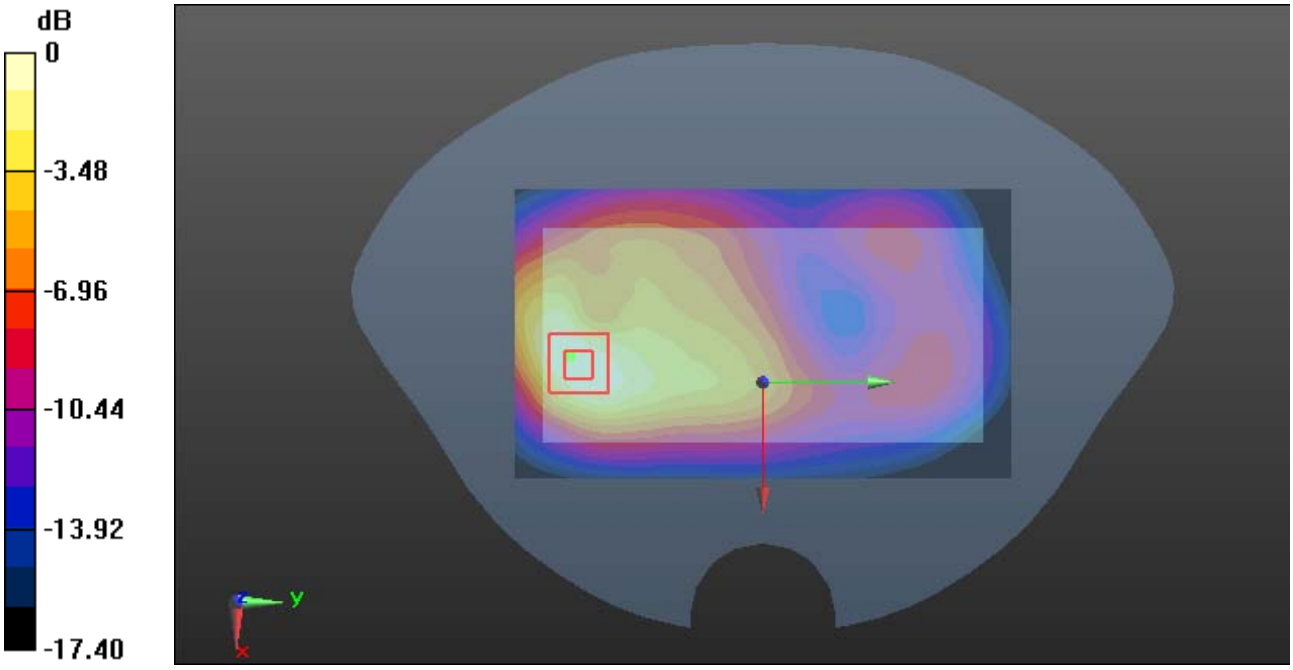

0 dB = 1.21 W/kg = 0.83 dBW/kg

Plot 68#: LTE Band 2 100%RB_Mid_ Body Back

DUT: Mobile Phone; Type: X602; Serial: CR221047343-SA-S1

Communication System: Generic FDD-LTE; Frequency: 1880 MHz;Duty Cycle: 1:1
Medium parameters used: f = 1880 MHz; σ = 1.423 S/m; ε_r = 40.594; ρ = 1000 kg/m^3
Phantom section: Flat Section

DASY5 Configuration:

- Probe: EX3DV4 - SN7522; ConvF(7.79, 7.79, 7.79) @ 1880 MHz; Calibrated: 2022/5/6
- Sensor-Surface: 1.4mm (Mechanical Surface Detection)
- Electronics: DAE4 Sn1325; Calibrated: 2022/8/29
- Phantom: SAM 1; Type: QD000P40CC; Serial: TP:1412
- Measurement SW: DASY52, Version 52.10 (2); SEMCAD X Version 14.6.12 (7470)

Area Scan (71x121x1): Interpolated grid: dx=1.500 mm, dy=1.500 mm
Maximum value of SAR (interpolated) = 1.22 W/kg

Zoom Scan (5x5x7)/Cube 0: Measurement grid: dx=8mm, dy=8mm, dz=5mm
Reference Value = 12.69 V/m; Power Drift = -0.00 dB
Peak SAR (extrapolated) = 1.48 W/kg
SAR(1 g) = 0.823 W/kg; SAR(10 g) = 0.456 W/kg
Maximum value of SAR (measured) = 1.20 W/kg

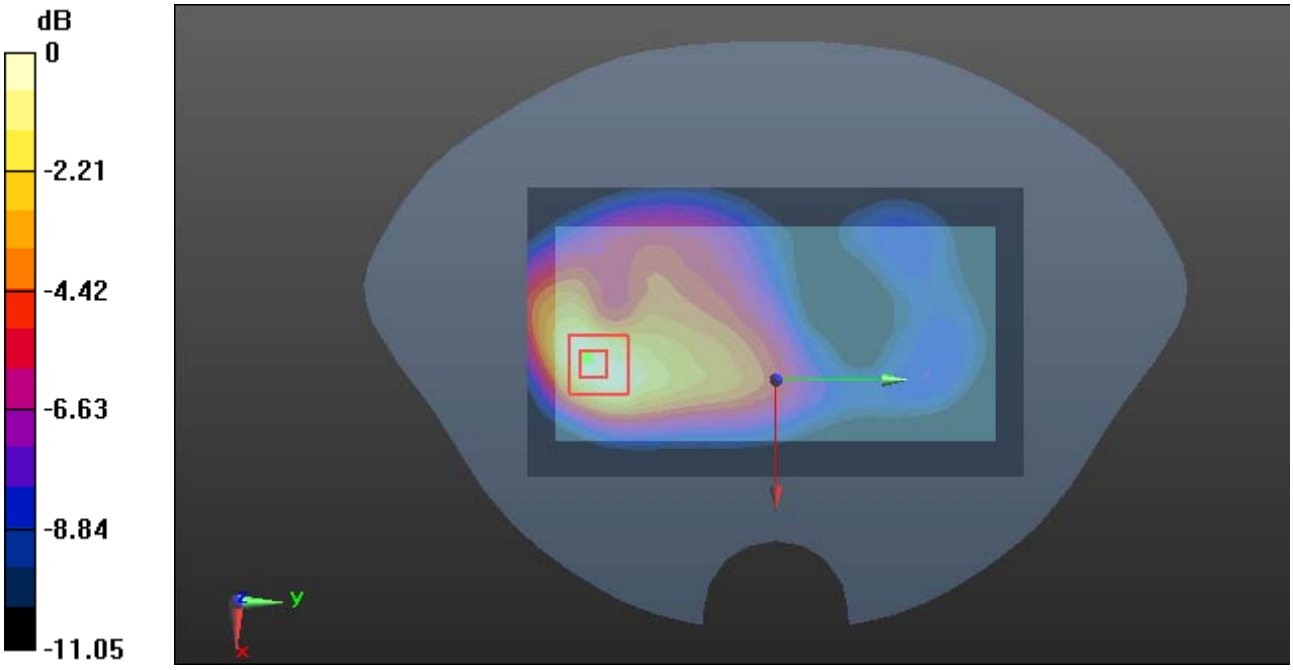

0 dB = 1.20 W/kg = 0.79 dBW/kg

Plot 69#: LTE Band 2 1RB_Mid_ Body Left

DUT: Mobile Phone; Type: X602; Serial: CR221047343-SA-S1

Communication System: Generic FDD-LTE; Frequency: 1880 MHz;Duty Cycle: 1:1
Medium parameters used: f = 1880 MHz; σ = 1.423 S/m; ε_r = 40.594; ρ = 1000 kg/m^3
Phantom section: Flat Section

DASY5 Configuration:

- Probe: EX3DV4 - SN7522; ConvF(7.79, 7.79, 7.79) @ 1880 MHz; Calibrated: 2022/5/6
- Sensor-Surface: 1.4mm (Mechanical Surface Detection)
- Electronics: DAE4 Sn1325; Calibrated: 2022/8/29
- Phantom: SAM 1; Type: QD000P40CC; Serial: TP:1412
- Measurement SW: DASY52, Version 52.10 (2); SEMCAD X Version 14.6.12 (7470)

Area Scan (41x121x1): Interpolated grid: dx=1.500 mm, dy=1.500 mm
Maximum value of SAR (interpolated) = 0.528 W/kg

Zoom Scan (5x5x7)/Cube 0: Measurement grid: dx=8mm, dy=8mm, dz=5mm
Reference Value = 13.41 V/m; Power Drift = -0.12 dB
Peak SAR (extrapolated) = 0.632 W/kg
SAR(1 g) = 0.369 W/kg; SAR(10 g) = 0.220 W/kg
Maximum value of SAR (measured) = 0.535 W/kg

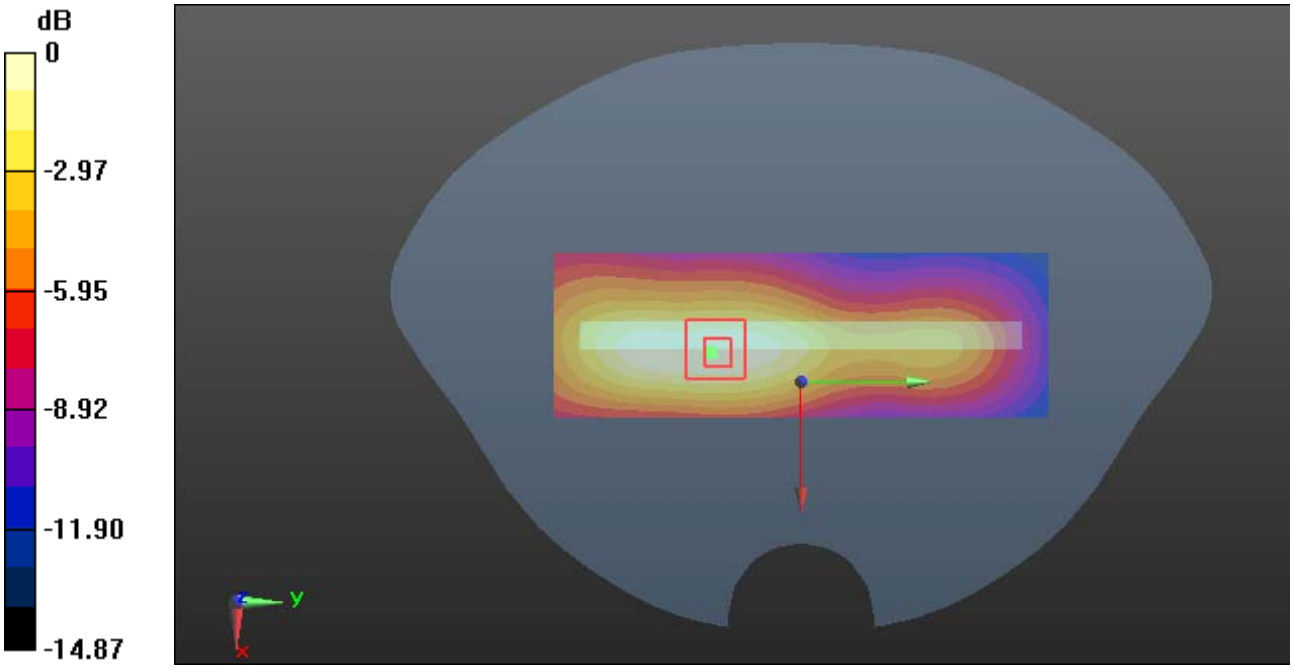

0 dB = 0.535 W/kg = -2.72 dBW/kg

Plot 70#: LTE Band 2 50%RB_Mid_ Body Left

DUT: Mobile Phone; Type: X602; Serial: CR221047343-SA-S1

Communication System: Generic FDD-LTE; Frequency: 1880 MHz;Duty Cycle: 1:1
Medium parameters used: f = 1880 MHz; σ = 1.423 S/m; ε_r = 40.594; ρ = 1000 kg/m^3
Phantom section: Flat Section

DASY5 Configuration:

- Probe: EX3DV4 - SN7522; ConvF(7.79, 7.79, 7.79) @ 1880 MHz; Calibrated: 2022/5/6
- Sensor-Surface: 1.4mm (Mechanical Surface Detection)
- Electronics: DAE4 Sn1325; Calibrated: 2022/8/29
- Phantom: SAM 1; Type: QD000P40CC; Serial: TP:1412
- Measurement SW: DASY52, Version 52.10 (2); SEMCAD X Version 14.6.12 (7470)

Area Scan (41x121x1): Interpolated grid: dx=1.500 mm, dy=1.500 mm
Maximum value of SAR (interpolated) = 0.408 W/kg

Zoom Scan (5x5x7)/Cube 0: Measurement grid: dx=8mm, dy=8mm, dz=5mm
Reference Value = 11.83 V/m; Power Drift = -0.01 dB
Peak SAR (extrapolated) = 0.501 W/kg
SAR(1 g) = 0.291 W/kg; SAR(10 g) = 0.173 W/kg
Maximum value of SAR (measured) = 0.423 W/kg

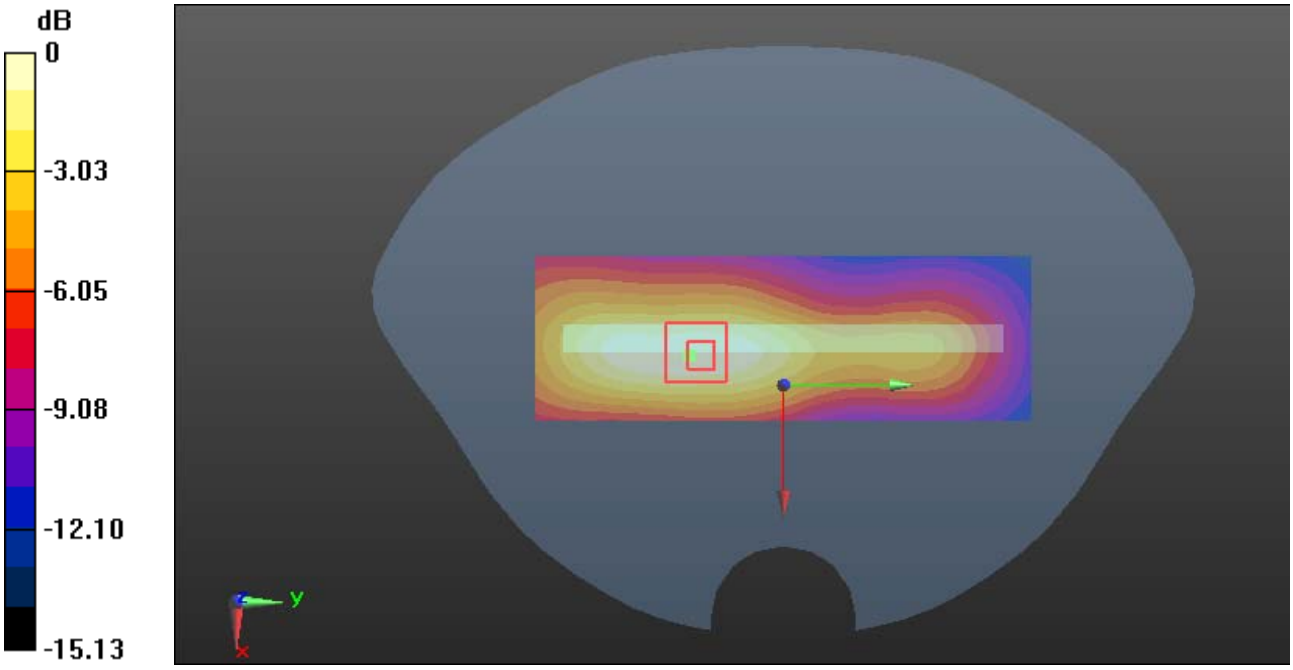

0 dB = 0.423 W/kg = -3.74 dBW/kg

Plot 71#: LTE Band 2 1RB_Mid_ Body Right

DUT: Mobile Phone; Type: X602; Serial: CR221047343-SA-S1

Communication System: Generic FDD-LTE; Frequency: 1880 MHz;Duty Cycle: 1:1
Medium parameters used: f = 1880 MHz; σ = 1.423 S/m; ε_r = 40.594; ρ = 1000 kg/m^3
Phantom section: Flat Section

DASY5 Configuration:

- Probe: EX3DV4 - SN7522; ConvF(7.79, 7.79, 7.79) @ 1880 MHz; Calibrated: 2022/5/6
- Sensor-Surface: 1.4mm (Mechanical Surface Detection)
- Electronics: DAE4 Sn1325; Calibrated: 2022/8/29
- Phantom: SAM 1; Type: QD000P40CC; Serial: TP:1412
- Measurement SW: DASY52, Version 52.10 (2); SEMCAD X Version 14.6.12 (7470)

Area Scan (41x121x1): Interpolated grid: dx=1.500 mm, dy=1.500 mm
Maximum value of SAR (interpolated) = 0.228 W/kg

Zoom Scan (5x5x7)/Cube 0: Measurement grid: dx=8mm, dy=8mm, dz=5mm
Reference Value = 6.429 V/m; Power Drift = 0.02 dB
Peak SAR (extrapolated) = 0.266 W/kg
SAR(1 g) = 0.158 W/kg; SAR(10 g) = 0.096 W/kg
Maximum value of SAR (measured) = 0.228 W/kg

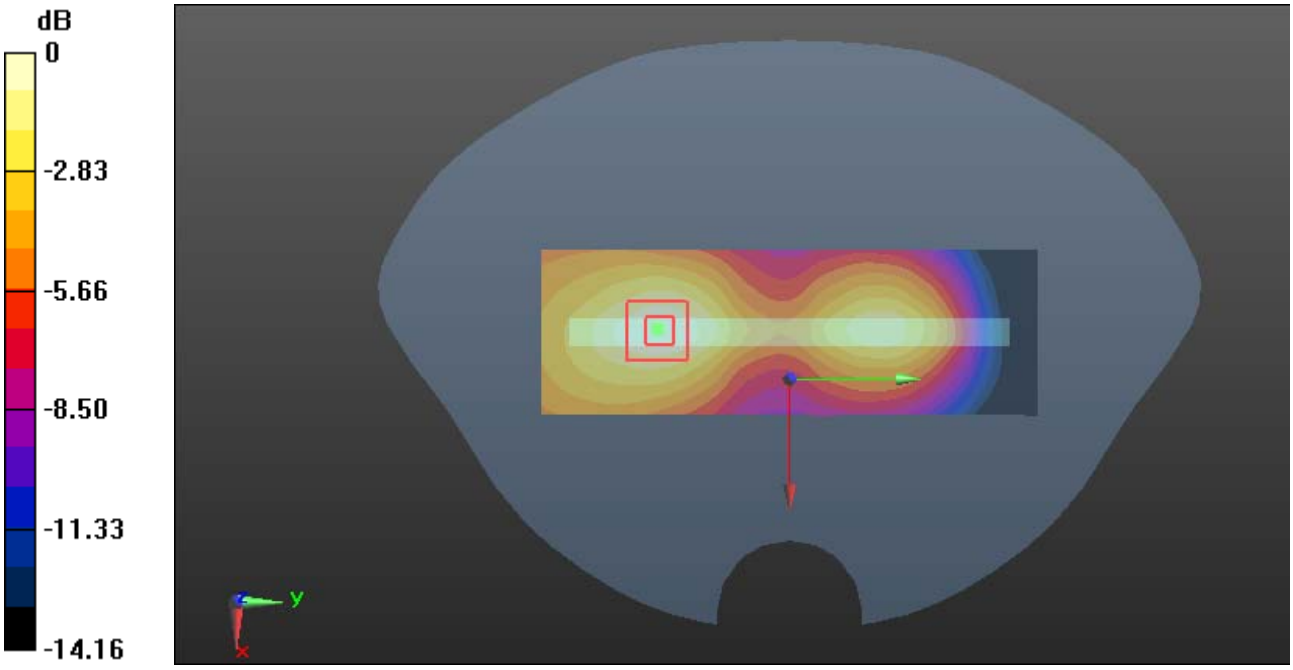

0 dB = 0.228 W/kg = -6.42 dBW/kg

Plot 72#: LTE Band 2 50%RB_Mid_ Body Right

DUT: Mobile Phone; Type: X602; Serial: CR221047343-SA-S1

Communication System: Generic FDD-LTE; Frequency: 1880 MHz;Duty Cycle: 1:1
Medium parameters used: f = 1880 MHz; σ = 1.423 S/m; ε_r = 40.594; ρ = 1000 kg/m^3
Phantom section: Flat Section

DASY5 Configuration:

- Probe: EX3DV4 - SN7522; ConvF(7.79, 7.79, 7.79) @ 1880 MHz; Calibrated: 2022/5/6
- Sensor-Surface: 1.4mm (Mechanical Surface Detection)
- Electronics: DAE4 Sn1325; Calibrated: 2022/8/29
- Phantom: SAM 1; Type: QD000P40CC; Serial: TP:1412
- Measurement SW: DASY52, Version 52.10 (2); SEMCAD X Version 14.6.12 (7470)

Area Scan (41x121x1): Interpolated grid: dx=1.500 mm, dy=1.500 mm
Maximum value of SAR (interpolated) = 0.177 W/kg

Zoom Scan (5x5x7)/Cube 0: Measurement grid: dx=8mm, dy=8mm, dz=5mm
Reference Value = 5.766 V/m; Power Drift = -0.15 dB
Peak SAR (extrapolated) = 0.209 W/kg
SAR(1 g) = 0.125 W/kg; SAR(10 g) = 0.076 W/kg
Maximum value of SAR (measured) = 0.178 W/kg

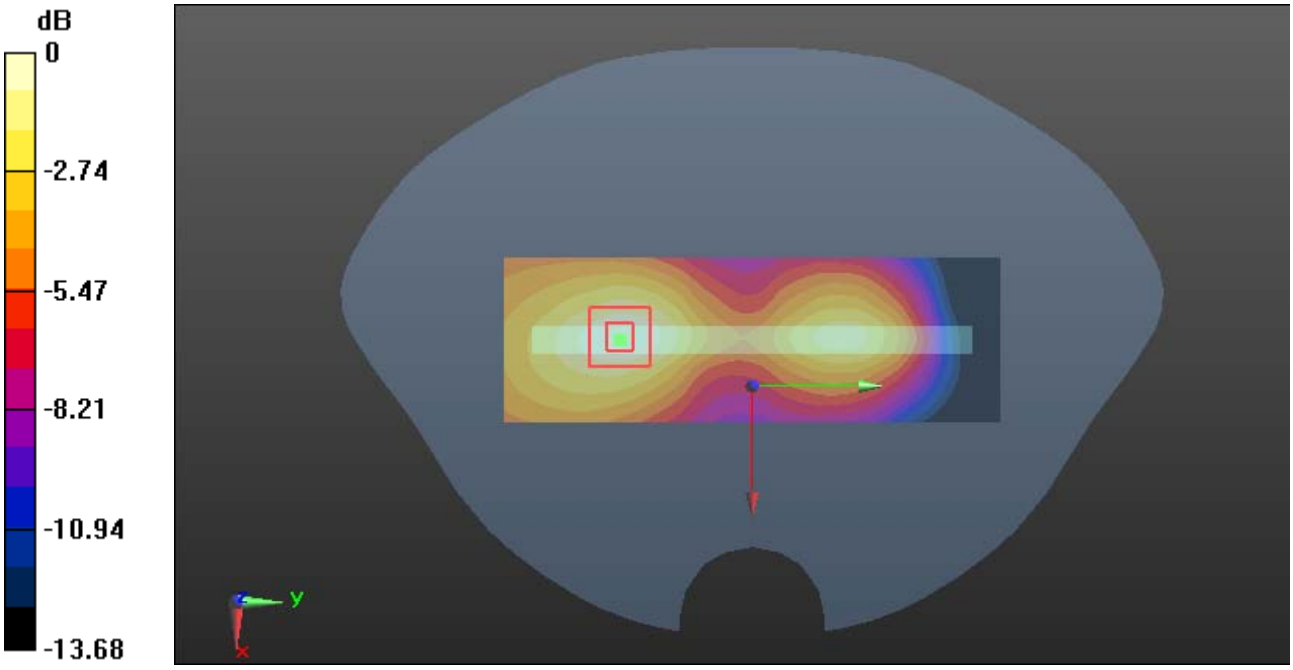

0 dB = 0.178 W/kg = -7.50 dBW/kg

Plot 73#: LTE Band 2 1RB Low _Body Bottom

DUT: Mobile Phone; Type: X602; Serial: CR221047343-SA-S1

Communication System: Generic FDD-LTE; Frequency: 1860 MHz;Duty Cycle: 1:1
Medium parameters used: f = 1860 MHz; σ = 1.407 S/m; ε_r = 40.766; ρ = 1000 kg/m^3
Phantom section: Flat Section

DASY5 Configuration:

- Probe: EX3DV4 - SN7522; ConvF(7.79, 7.79, 7.79) @ 1860 MHz; Calibrated: 2022/5/6
- Sensor-Surface: 1.4mm (Mechanical Surface Detection)
- Electronics: DAE4 Sn1325; Calibrated: 2022/8/29
- Phantom: SAM 1; Type: QD000P40CC; Serial: TP:1412
- Measurement SW: DASY52, Version 52.10 (2); SEMCAD X Version 14.6.12 (7470)

Area Scan (41x71x1): Interpolated grid: dx=1.500 mm, dy=1.500 mm
Maximum value of SAR (interpolated) = 1.31 W/kg

Zoom Scan (5x5x7)/Cube 0: Measurement grid: dx=8mm, dy=8mm, dz=5mm
Reference Value = 24.73 V/m; Power Drift = -0.04 dB
Peak SAR (extrapolated) = 1.59 W/kg
SAR(1 g) = 0.826 W/kg; SAR(10 g) = 0.415 W/kg
Maximum value of SAR (measured) = 1.33 W/kg

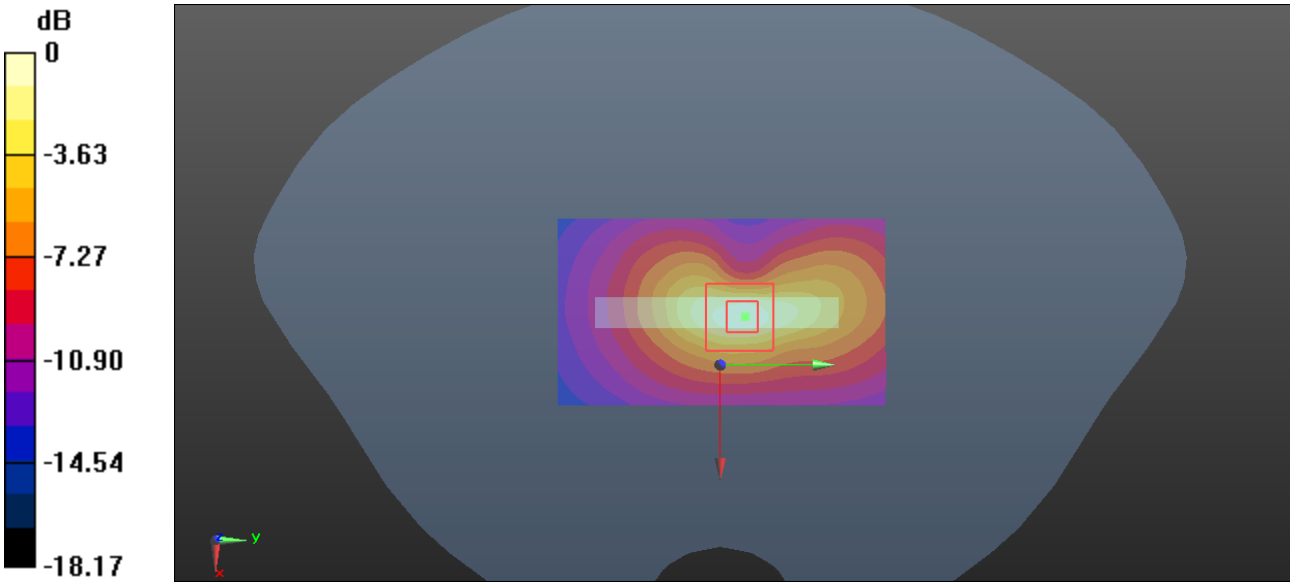

0 dB = 1.33 W/kg = 1.24 dBW/kg

Plot 74#: LTE Band 2 1RB Mid _ Body Bottom

DUT: Mobile Phone; Type: X602; Serial: CR221047343-SA-S1

Communication System: Generic FDD-LTE; Frequency: 1880 MHz;Duty Cycle: 1:1
Medium parameters used: f = 1880 MHz; σ = 1.423 S/m; ε_r = 40.594; ρ = 1000 kg/m^3
Phantom section: Flat Section

DASY5 Configuration:

- Probe: EX3DV4 - SN7522; ConvF(7.79, 7.79, 7.79) @ 1880 MHz; Calibrated: 2022/5/6
- Sensor-Surface: 1.4mm (Mechanical Surface Detection)
- Electronics: DAE4 Sn1325; Calibrated: 2022/8/29
- Phantom: SAM 1; Type: QD000P40CC; Serial: TP:1412
- Measurement SW: DASY52, Version 52.10 (2); SEMCAD X Version 14.6.12 (7470)

Area Scan (41x71x1): Interpolated grid: dx=1.500 mm, dy=1.500 mm
Maximum value of SAR (interpolated) = 1.23 W/kg

Zoom Scan (5x5x7)/Cube 0: Measurement grid: dx=8mm, dy=8mm, dz=5mm
Reference Value = 22.34 V/m; Power Drift = 0.18 dB
Peak SAR (extrapolated) = 1.75 W/kg
SAR(1 g) = 0.925 W/kg; SAR(10 g) = 0.460 W/kg
Maximum value of SAR (measured) = 1.45 W/kg

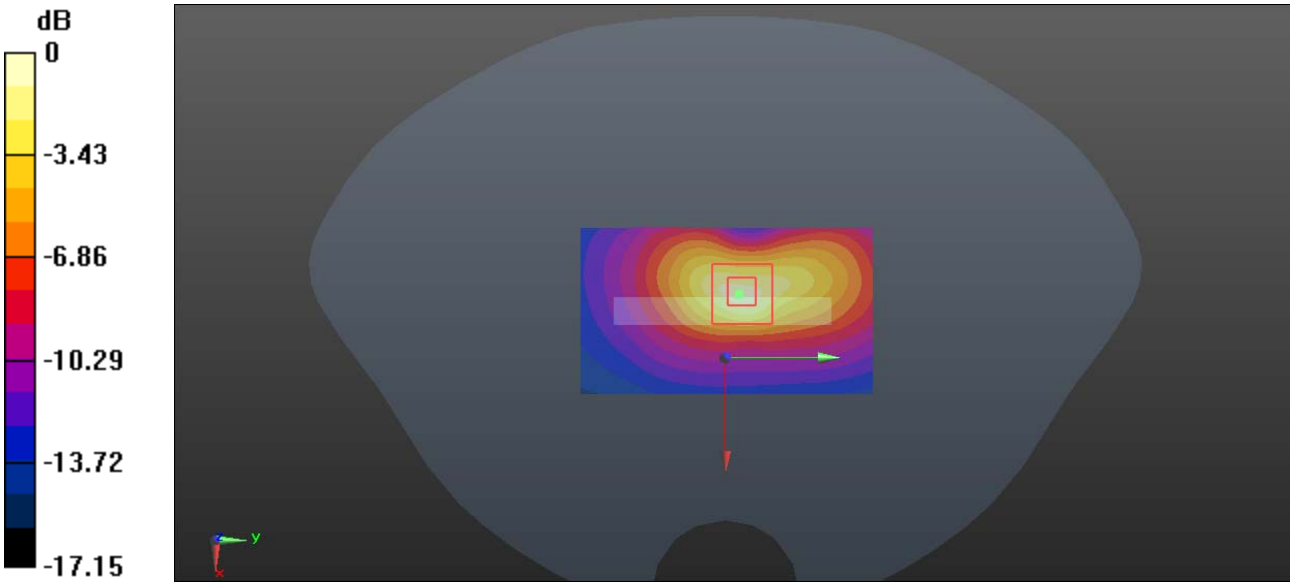

0 dB = 1.45 W/kg = 1.61 dBW/kg

Plot 75#: LTE Band 2 1RB High _ Body Bottom

DUT: Mobile Phone; Type: X602; Serial: CR221047343-SA-S1

Communication System: Generic FDD-LTE; Frequency: 1900 MHz;Duty Cycle: 1:1
Medium parameters used: f = 1900 MHz; σ = 1.439 S/m; ε_r = 40.363; ρ = 1000 kg/m^3
Phantom section: Flat Section

DASY5 Configuration:

- Probe: EX3DV4 - SN7522; ConvF(7.79, 7.79, 7.79) @ 1900 MHz; Calibrated: 2022/5/6
- Sensor-Surface: 1.4mm (Mechanical Surface Detection)
- Electronics: DAE4 Sn1325; Calibrated: 2022/8/29
- Phantom: SAM 1; Type: QD000P40CC; Serial: TP:1412
- Measurement SW: DASY52, Version 52.10 (2); SEMCAD X Version 14.6.12 (7470)

Area Scan (41x71x1): Interpolated grid: dx=1.500 mm, dy=1.500 mm
Maximum value of SAR (interpolated) = 1.47 W/kg

Zoom Scan (5x5x7)/Cube 0: Measurement grid: dx=8mm, dy=8mm, dz=5mm
Reference Value = 25.88 V/m; Power Drift = 0.01 dB
Peak SAR (extrapolated) = 1.89 W/kg
SAR(1 g) = 0.974 W/kg; SAR(10 g) = 0.484 W/kg
Maximum value of SAR (measured) = 1.57 W/kg

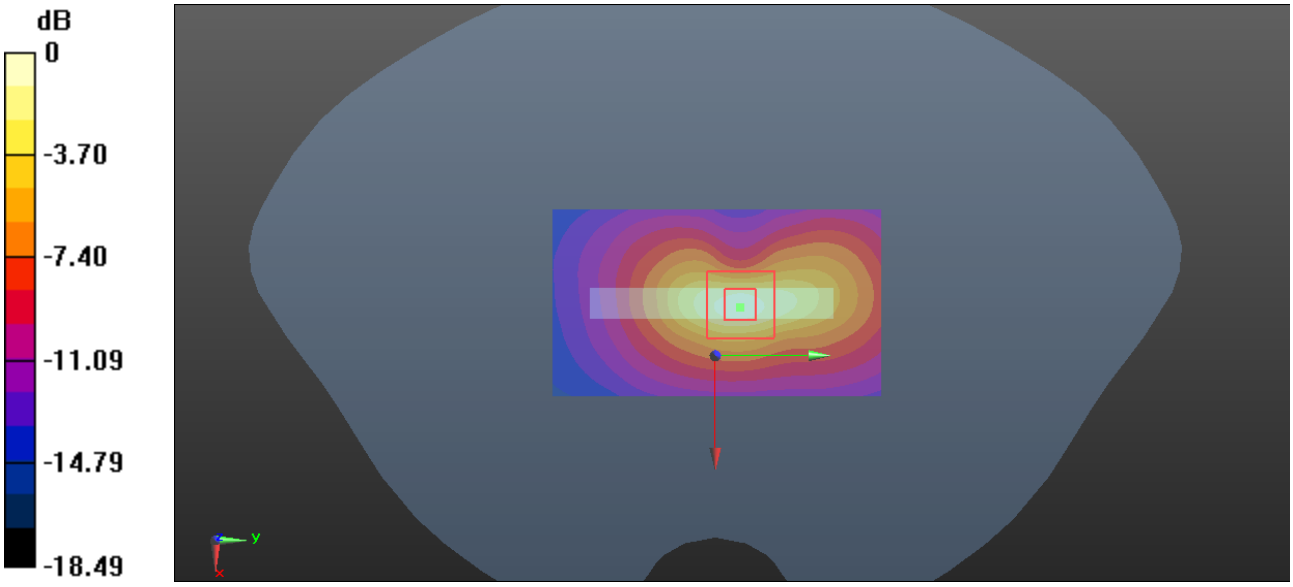

0 dB = 1.57 W/kg = 1.96 dBW/kg

Plot 76#: LTE Band 2 50%RB Mid_ Body Bottom

DUT: Mobile Phone; Type: X602; Serial: CR221047343-SA-S1

Communication System: Generic FDD-LTE; Frequency: 1880 MHz;Duty Cycle: 1:1
Medium parameters used: f = 1880 MHz; σ = 1.423 S/m; ε_r = 40.594; ρ = 1000 kg/m^3
Phantom section: Flat Section

DASY5 Configuration:

- Probe: EX3DV4 - SN7522; ConvF(7.79, 7.79, 7.79) @ 1880 MHz; Calibrated: 2022/5/6
- Sensor-Surface: 1.4mm (Mechanical Surface Detection)
- Electronics: DAE4 Sn1325; Calibrated: 2022/8/29
- Phantom: SAM 1; Type: QD000P40CC; Serial: TP:1412
- Measurement SW: DASY52, Version 52.10 (2); SEMCAD X Version 14.6.12 (7470)

Area Scan (41x71x1): Interpolated grid: dx=1.500 mm, dy=1.500 mm
Maximum value of SAR (interpolated) = 1.02 W/kg

Zoom Scan (5x5x7)/Cube 0: Measurement grid: dx=8mm, dy=8mm, dz=5mm
Reference Value = 19.78 V/m; Power Drift = 0.13 dB
Peak SAR (extrapolated) = 1.47 W/kg
SAR(1 g) = 0.708 W/kg; SAR(10 g) = 0.358 W/kg
Maximum value of SAR (measured) = 1.22 W/kg

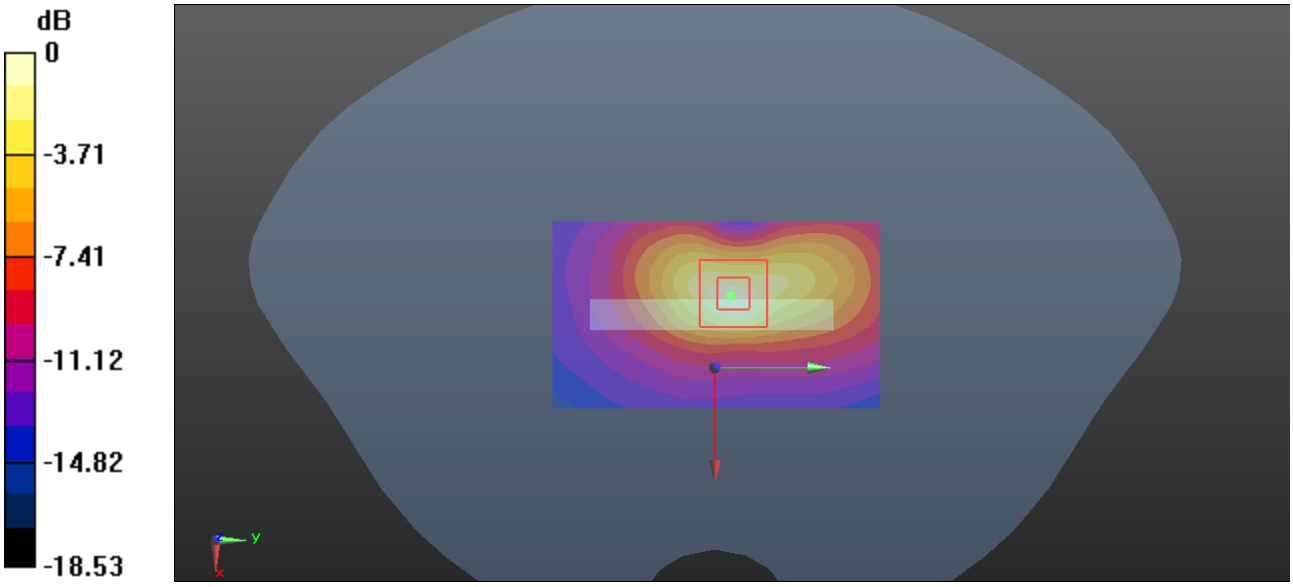

0 dB = 1.22 W/kg = 0.86 dBW/kg

Plot 77#: LTE Band 2 100%RB Mid _ Body Bottom

DUT: Mobile Phone; Type: X602; Serial: CR221047343-SA-S1

Communication System: Generic FDD-LTE; Frequency: 1880 MHz;Duty Cycle: 1:1
Medium parameters used: f = 1880 MHz; σ = 1.423 S/m; ε_r = 40.594; ρ = 1000 kg/m^3
Phantom section: Flat Section

DASY5 Configuration:

- Probe: EX3DV4 - SN7522; ConvF(7.79, 7.79, 7.79) @ 1880 MHz; Calibrated: 2022/5/6
- Sensor-Surface: 1.4mm (Mechanical Surface Detection)
- Electronics: DAE4 Sn1325; Calibrated: 2022/8/29
- Phantom: SAM 1; Type: QD000P40CC; Serial: TP:1412
- Measurement SW: DASY52, Version 52.10 (2); SEMCAD X Version 14.6.12 (7470)

Area Scan (41x71x1): Interpolated grid: dx=1.500 mm, dy=1.500 mm
Maximum value of SAR (interpolated) = 1.11 W/kg

Zoom Scan (5x5x7)/Cube 0: Measurement grid: dx=8mm, dy=8mm, dz=5mm
Reference Value = 22.71 V/m; Power Drift = -0.09 dB
Peak SAR (extrapolated) = 1.32 W/kg
SAR(1 g) = 0.685 W/kg; SAR(10 g) = 0.345 W/kg
Maximum value of SAR (measured) = 1.10 W/kg

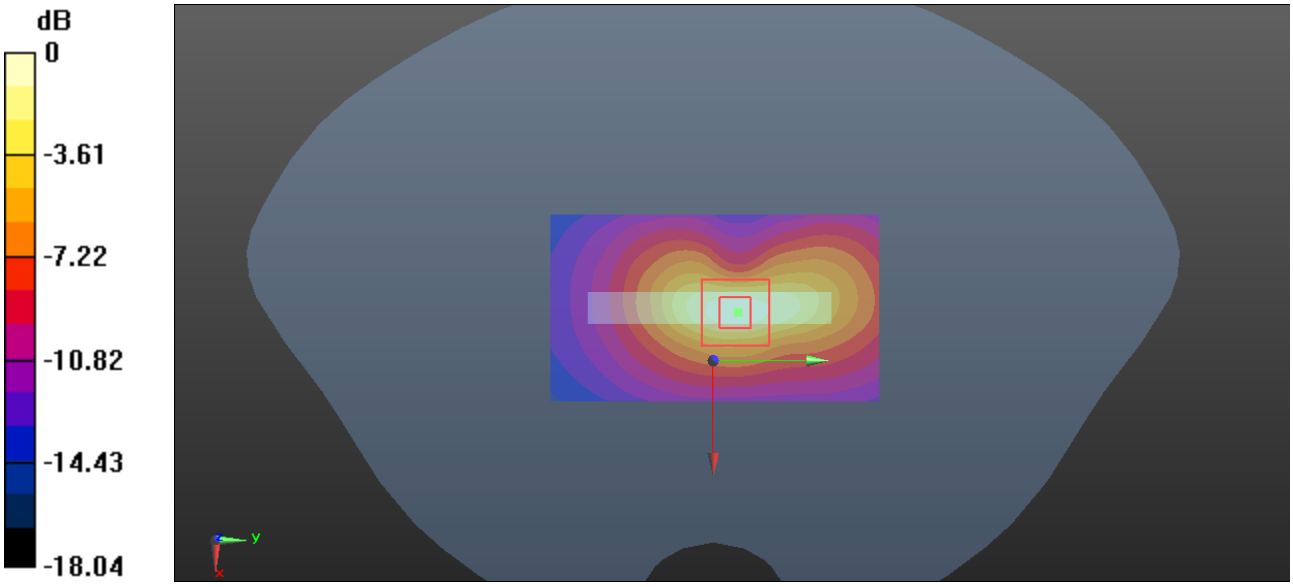

0 dB = 1.10 W/kg = 0.41 dBW/kg

Plot 78#: LTE Band 4 1RB _Mid_ Head Left Cheek

DUT: Mobile Phone; Type: X602; Serial: CR221047343-SA-S1

Communication System: Generic FDD-LTE; Frequency: 1732.5 MHz;Duty Cycle: 1:1
Medium parameters used: f = 1732.5 MHz; σ = 1.333 S/m; ε_r = 40.132; ρ = 1000 kg/m^3
Phantom section: Left Section

DASY5 Configuration:

- Probe: EX3DV4 - SN7522; ConvF(8.1, 8.1, 8.1) @ 1732.5 MHz; Calibrated: 2022/5/6
- Sensor-Surface: 1.4mm (Mechanical Surface Detection)
- Electronics: DAE4 Sn1325; Calibrated: 2022/8/29
- Phantom: SAM 1; Type: QD000P40CC; Serial: TP:1412
- Measurement SW: DASY52, Version 52.10 (2); SEMCAD X Version 14.6.12 (7470)

Area Scan (61x101x1): Interpolated grid: dx=1.500 mm, dy=1.500 mm
Maximum value of SAR (interpolated) = 0.422 W/kg

Zoom Scan (5x5x7)/Cube 0: Measurement grid: dx=8mm, dy=8mm, dz=5mm
Reference Value = 6.574 V/m; Power Drift = 0.17 dB
Peak SAR (extrapolated) = 0.474 W/kg
SAR(1 g) = 0.319 W/kg; SAR(10 g) = 0.217 W/kg
Maximum value of SAR (measured) = 0.418 W/kg



0 dB = 0.418 W/kg = -3.79 dBW/kg

Plot 79#: LTE Band 4 50%RB _Mid_ Head Left Cheek

DUT: Mobile Phone; Type: X602; Serial: CR221047343-SA-S1

Communication System: Generic FDD-LTE; Frequency: 1732.5 MHz;Duty Cycle: 1:1
Medium parameters used: f = 1732.5 MHz; σ = 1.333 S/m; ε_r = 40.132; ρ = 1000 kg/m^3
Phantom section: Left Section

DASY5 Configuration:

- Probe: EX3DV4 - SN7522; ConvF(8.1, 8.1, 8.1) @ 1732.5 MHz; Calibrated: 2022/5/6
- Sensor-Surface: 1.4mm (Mechanical Surface Detection)
- Electronics: DAE4 Sn1325; Calibrated: 2022/8/29
- Phantom: SAM 1; Type: QD000P40CC; Serial: TP:1412
- Measurement SW: DASY52, Version 52.10 (2); SEMCAD X Version 14.6.12 (7470)

Area Scan (61x101x1): Interpolated grid: dx=1.500 mm, dy=1.500 mm
Maximum value of SAR (interpolated) = 0.332 W/kg

Zoom Scan (5x5x7)/Cube 0: Measurement grid: dx=8mm, dy=8mm, dz=5mm
Reference Value = 5.511 V/m; Power Drift = 0.16 dB
Peak SAR (extrapolated) = 0.369 W/kg
SAR(1 g) = 0.243 W/kg; SAR(10 g) = 0.163 W/kg.
Maximum value of SAR (measured) = 0.321 W/kg



0 dB = 0.321 W/kg = -4.93 dBW/kg

Plot 80#: LTE Band 4 1RB _Mid_ Head Left Tilt

DUT: Mobile Phone; Type: X602; Serial: CR221047343-SA-S1

Communication System: Generic FDD-LTE; Frequency: 1732.5 MHz;Duty Cycle: 1:1
Medium parameters used: f = 1732.5 MHz; σ = 1.333 S/m; ε_r = 40.132; ρ = 1000 kg/m^3
Phantom section: Left Section

DASY5 Configuration:

- Probe: EX3DV4 - SN7522; ConvF(8.1, 8.1, 8.1) @ 1732.5 MHz; Calibrated: 2022/5/6
- Sensor-Surface: 1.4mm (Mechanical Surface Detection)
- Electronics: DAE4 Sn1325; Calibrated: 2022/8/29
- Phantom: SAM 1; Type: QD000P40CC; Serial: TP:1412
- Measurement SW: DASY52, Version 52.10 (2); SEMCAD X Version 14.6.12 (7470)

Area Scan (61x101x1): Interpolated grid: dx=1.500 mm, dy=1.500 mm
Maximum value of SAR (interpolated) = 0.262 W/kg

Zoom Scan (5x5x7)/Cube 0: Measurement grid: dx=8mm, dy=8mm, dz=5mm
Reference Value = 8.318 V/m; Power Drift = 0.14 dB
Peak SAR (extrapolated) = 0.280 W/kg
SAR(1 g) = 0.198 W/kg; SAR(10 g) = 0.135 W/kg
Maximum value of SAR (measured) = 0.251 W/kg



0 dB = 0.251 W/kg = -6.00 dBW/kg

Plot 81#: LTE Band 4 50%RB _Mid_ Head Left Tilt

DUT: Mobile Phone; Type: X602; Serial: CR221047343-SA-S1

Communication System: Generic FDD-LTE; Frequency: 1732.5 MHz;Duty Cycle: 1:1
Medium parameters used: f = 1732.5 MHz; σ = 1.333 S/m; ε_r = 40.132; ρ = 1000 kg/m^3
Phantom section: Left Section

DASY5 Configuration:

- Probe: EX3DV4 - SN7522; ConvF(8.1, 8.1, 8.1) @ 1732.5 MHz; Calibrated: 2022/5/6
- Sensor-Surface: 1.4mm (Mechanical Surface Detection)
- Electronics: DAE4 Sn1325; Calibrated: 2022/8/29
- Phantom: SAM 1; Type: QD000P40CC; Serial: TP:1412
- Measurement SW: DASY52, Version 52.10 (2); SEMCAD X Version 14.6.12 (7470)

Area Scan (61x101x1): Interpolated grid: dx=1.500 mm, dy=1.500 mm
Maximum value of SAR (interpolated) = 0.191 W/kg

Zoom Scan (5x5x7)/Cube 0: Measurement grid: dx=8mm, dy=8mm, dz=5mm
Reference Value = 7.090 V/m; Power Drift = 0.16 dB
Peak SAR (extrapolated) = 0.201 W/kg
SAR(1 g) = 0.142 W/kg; SAR(10 g) = 0.098 W/kg
Maximum value of SAR (measured) = 0.180 W/kg



0 dB = 0.180 W/kg = -7.45 dBW/kg

Plot 82#: LTE Band 4 1RB _Mid_ Head Right Cheek

DUT: Mobile Phone; Type: X602; Serial: CR221047343-SA-S1

Communication System: Generic FDD-LTE; Frequency: 1732.5 MHz;Duty Cycle: 1:1
Medium parameters used: f = 1732.5 MHz; σ = 1.333 S/m; ε_r = 40.132; ρ = 1000 kg/m^3
Phantom section: Right Section

DASY5 Configuration:

- Probe: EX3DV4 - SN7522; ConvF(8.1, 8.1, 8.1) @ 1732.5 MHz; Calibrated: 2022/5/6
- Sensor-Surface: 1.4mm (Mechanical Surface Detection)
- Electronics: DAE4 Sn1325; Calibrated: 2022/8/29
- Phantom: SAM 1; Type: QD000P40CC; Serial: TP:1412
- Measurement SW: DASY52, Version 52.10 (2); SEMCAD X Version 14.6.12 (7470)

Area Scan (61x101x1): Interpolated grid: dx=1.500 mm, dy=1.500 mm
Maximum value of SAR (interpolated) = 0.305 W/kg

Zoom Scan (5x5x7)/Cube 0: Measurement grid: dx=8mm, dy=8mm, dz=5mm
Reference Value = 6.948 V/m; Power Drift = 0.18 dB
Peak SAR (extrapolated) = 0.371 W/kg
SAR(1 g) = 0.245 W/kg; SAR(10 g) = 0.163 W/kg
Maximum value of SAR (measured) = 0.324 W/kg



0 dB = 0.324 W/kg = -4.89 dBW/kg

Plot 83#: LTE Band 4 50%RB _Mid_ Head Right Cheek

DUT: Mobile Phone; Type: X602; Serial: CR221047343-SA-S1

Communication System: Generic FDD-LTE; Frequency: 1732.5 MHz;Duty Cycle: 1:1
Medium parameters used: f = 1732.5 MHz; σ = 1.333 S/m; ε_r = 40.132; ρ = 1000 kg/m^3
Phantom section: Right Section

DASY5 Configuration:

- Probe: EX3DV4 - SN7522; ConvF(8.1, 8.1, 8.1) @ 1732.5 MHz; Calibrated: 2022/5/6
- Sensor-Surface: 1.4mm (Mechanical Surface Detection)
- Electronics: DAE4 Sn1325; Calibrated: 2022/8/29
- Phantom: SAM 1; Type: QD000P40CC; Serial: TP:1412
- Measurement SW: DASY52, Version 52.10 (2); SEMCAD X Version 14.6.12 (7470)

Area Scan (61x101x1): Interpolated grid: dx=1.500 mm, dy=1.500 mm
Maximum value of SAR (interpolated) = 0.246 W/kg

Zoom Scan (5x5x7)/Cube 0: Measurement grid: dx=8mm, dy=8mm, dz=5mm
Reference Value = 6.296 V/m; Power Drift = 0.06 dB
Peak SAR (extrapolated) = 0.285 W/kg
SAR(1 g) = 0.189 W/kg; SAR(10 g) = 0.126 W/kg
Maximum value of SAR (measured) = 0.251 W/kg



0 dB = 0.251 W/kg = -6.00 dBW/kg

Plot 84#: LTE Band 4 1RB _Mid_ Head Right Tilt

DUT: Mobile Phone; Type: X602; Serial: CR221047343-SA-S1

Communication System: Generic FDD-LTE; Frequency: 1732.5 MHz;Duty Cycle: 1:1
Medium parameters used: f = 1732.5 MHz; σ = 1.333 S/m; ε_r = 40.132; ρ = 1000 kg/m^3
Phantom section: Right Section

DASY5 Configuration:

- Probe: EX3DV4 - SN7522; ConvF(8.1, 8.1, 8.1) @ 1732.5 MHz; Calibrated: 2022/5/6
- Sensor-Surface: 1.4mm (Mechanical Surface Detection)
- Electronics: DAE4 Sn1325; Calibrated: 2022/8/29
- Phantom: SAM 1; Type: QD000P40CC; Serial: TP:1412
- Measurement SW: DASY52, Version 52.10 (2); SEMCAD X Version 14.6.12 (7470)

Area Scan (61x101x1): Interpolated grid: dx=1.500 mm, dy=1.500 mm
Maximum value of SAR (interpolated) = 0.185 W/kg

Zoom Scan (5x5x7)/Cube 0: Measurement grid: dx=8mm, dy=8mm, dz=5mm
Reference Value = 9.280 V/m; Power Drift = 0.13 dB
Peak SAR (extrapolated) = 0.211 W/kg
SAR(1 g) = 0.137 W/kg; SAR(10 g) = 0.090 W/kg
Maximum value of SAR (measured) = 0.184 W/kg



0 dB = 0.184 W/kg = -7.35 dBW/kg

Plot 85#: LTE Band 4 50%RB _Mid_ Head Right Tilt

DUT: Mobile Phone; Type: X602; Serial: CR221047343-SA-S1

Communication System: Generic FDD-LTE; Frequency: 1732.5 MHz;Duty Cycle: 1:1
Medium parameters used: f = 1732.5 MHz; σ = 1.333 S/m; ε_r = 40.132; ρ = 1000 kg/m^3
Phantom section: Right Section

DASY5 Configuration:

- Probe: EX3DV4 - SN7522; ConvF(8.1, 8.1, 8.1) @ 1732.5 MHz; Calibrated: 2022/5/6
- Sensor-Surface: 1.4mm (Mechanical Surface Detection)
- Electronics: DAE4 Sn1325; Calibrated: 2022/8/29
- Phantom: SAM 1; Type: QD000P40CC; Serial: TP:1412
- Measurement SW: DASY52, Version 52.10 (2); SEMCAD X Version 14.6.12 (7470)

Area Scan (61x101x1): Interpolated grid: dx=1.500 mm, dy=1.500 mm
Maximum value of SAR (interpolated) = 0.144 W/kg

Zoom Scan (5x5x7)/Cube 0: Measurement grid: dx=8mm, dy=8mm, dz=5mm
Reference Value = 8.205 V/m; Power Drift = 0.14 dB
Peak SAR (extrapolated) = 0.166 W/kg
SAR(1 g) = 0.108 W/kg; SAR(10 g) = 0.071 W/kg
Maximum value of SAR (measured) = 0.146 W/kg



0 dB = 0.146 W/kg = -8.36 dBW/kg

Plot 86#: LTE Band 4 1RB Low Body Front

DUT: Mobile Phone; Type: X602; Serial: CR221047343-SA-S1

Communication System: Generic FDD-LTE; Frequency: 1720 MHz;Duty Cycle: 1:1
Medium parameters used: f = 1720 MHz; σ = 1.326 S/m; ε_r = 40.254; ρ = 1000 kg/m^3
Phantom section: Flat Section

DASY5 Configuration:

- Probe: EX3DV4 - SN7522; ConvF(8.1, 8.1, 8.1) @ 1720 MHz; Calibrated: 2022/5/6
- Sensor-Surface: 1.4mm (Mechanical Surface Detection)
- Electronics: DAE4 Sn1325; Calibrated: 2022/8/29
- Phantom: SAM 1; Type: QD000P40CC; Serial: TP:1412
- Measurement SW: DASY52, Version 52.10 (2); SEMCAD X Version 14.6.12 (7470)

Area Scan (71x131x1): Interpolated grid: dx=1.500 mm, dy=1.500 mm
Maximum value of SAR (interpolated) = 1.21 W/kg

Zoom Scan (5x5x7)/Cube 0: Measurement grid: dx=8mm, dy=8mm, dz=5mm
Reference Value = 13.62 V/m; Power Drift = 0.04 dB
Peak SAR (extrapolated) = 1.39 W/kg
SAR(1 g) = 0.805 W/kg; SAR(10 g) = 0.486 W/kg
Maximum value of SAR (measured) = 1.15 W/kg

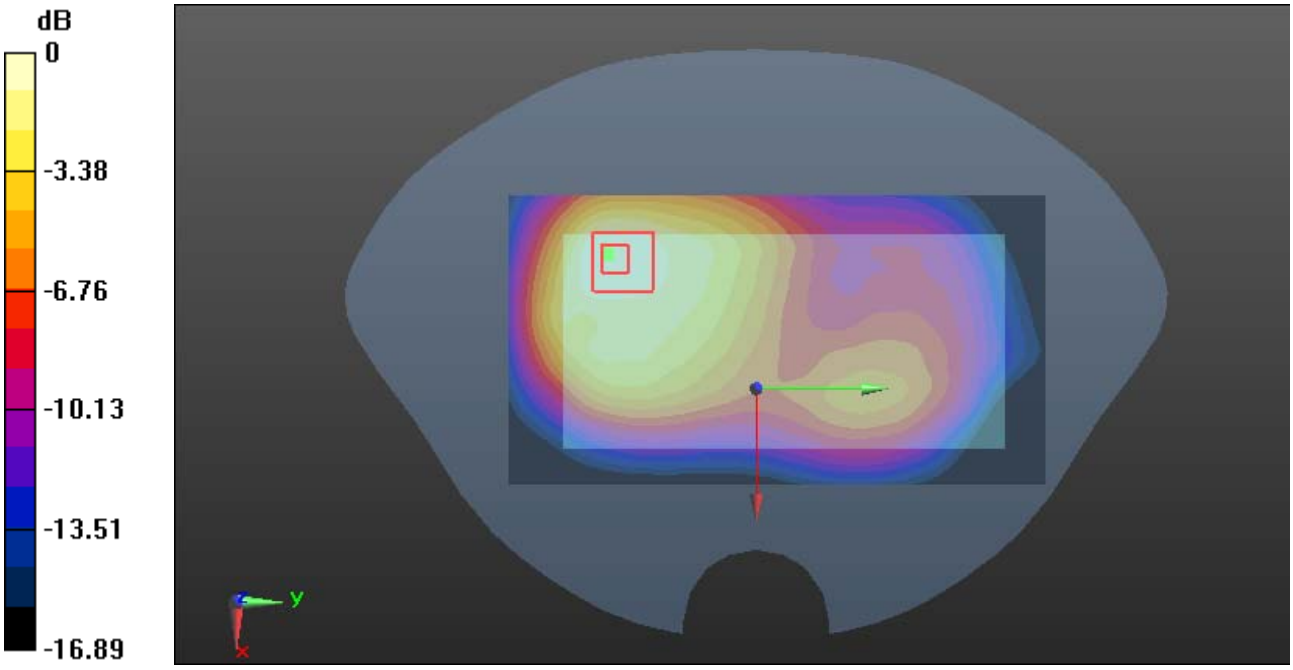

0 dB = 1.15 W/kg = 0.61 dBW/kg

Plot 87#: LTE Band 4 1RB _Mid_ Body Front

DUT: Mobile Phone; Type: X602; Serial: CR221047343-SA-S1

Communication System: Generic FDD-LTE; Frequency: 1732.5 MHz;Duty Cycle: 1:1
Medium parameters used: f = 1732.5 MHz; σ = 1.333 S/m; ε_r = 40.132; ρ = 1000 kg/m^3
Phantom section: Flat Section

DASY5 Configuration:

- Probe: EX3DV4 - SN7522; ConvF(8.1, 8.1, 8.1) @ 1732.5 MHz; Calibrated: 2022/5/6
- Sensor-Surface: 1.4mm (Mechanical Surface Detection)
- Electronics: DAE4 Sn1325; Calibrated: 2022/8/29
- Phantom: SAM 1; Type: QD000P40CC; Serial: TP:1412
- Measurement SW: DASY52, Version 52.10 (2); SEMCAD X Version 14.6.12 (7470)

Area Scan (71x131x1): Interpolated grid: dx=1.500 mm, dy=1.500 mm
Maximum value of SAR (interpolated) = 1.26 W/kg

Zoom Scan (5x5x7)/Cube 0: Measurement grid: dx=8mm, dy=8mm, dz=5mm
Reference Value = 13.84 V/m; Power Drift = 0.15 dB
Peak SAR (extrapolated) = 1.47 W/kg
SAR(1 g) = 0.848 W/kg; SAR(10 g) = 0.511 W/kg
Maximum value of SAR (measured) = 1.21 W/kg

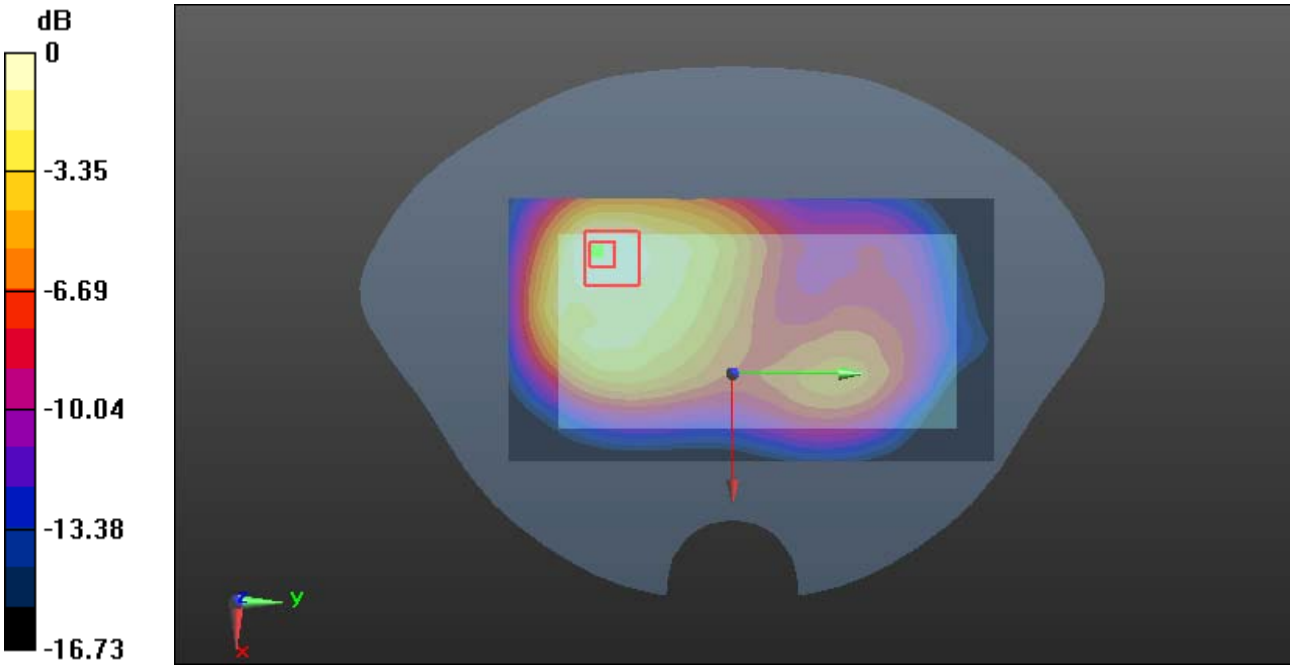

0 dB = 1.21 W/kg = 0.83 dBW/kg

Plot 88#: LTE Band 4 1RB High Body Front

DUT: Mobile Phone; Type: X602; Serial: CR221047343-SA-S1

Communication System: Generic FDD-LTE; Frequency: 1745 MHz;Duty Cycle: 1:1
Medium parameters used: f = 1745 MHz; σ = 1.371 S/m; ε_r = 39.966; ρ = 1000 kg/m^3
Phantom section: Flat Section

DASY5 Configuration:

- Probe: EX3DV4 - SN7522; ConvF(8.1, 8.1, 8.1) @ 1745 MHz; Calibrated: 2022/5/6
- Sensor-Surface: 1.4mm (Mechanical Surface Detection)
- Electronics: DAE4 Sn1325; Calibrated: 2022/8/29
- Phantom: SAM 1; Type: QD000P40CC; Serial: TP:1412
- Measurement SW: DASY52, Version 52.10 (2); SEMCAD X Version 14.6.12 (7470)

Area Scan (71x131x1): Interpolated grid: dx=1.500 mm, dy=1.500 mm
Maximum value of SAR (interpolated) = 1.06 W/kg

Zoom Scan (5x5x7)/Cube 0: Measurement grid: dx=8mm, dy=8mm, dz=5mm
Reference Value = 12.02 V/m; Power Drift = -0.13 dB
Peak SAR (extrapolated) = 1.30 W/kg
SAR(1 g) = 0.730 W/kg; SAR(10 g) = 0.428 W/kg
Maximum value of SAR (measured) = 1.07 W/kg

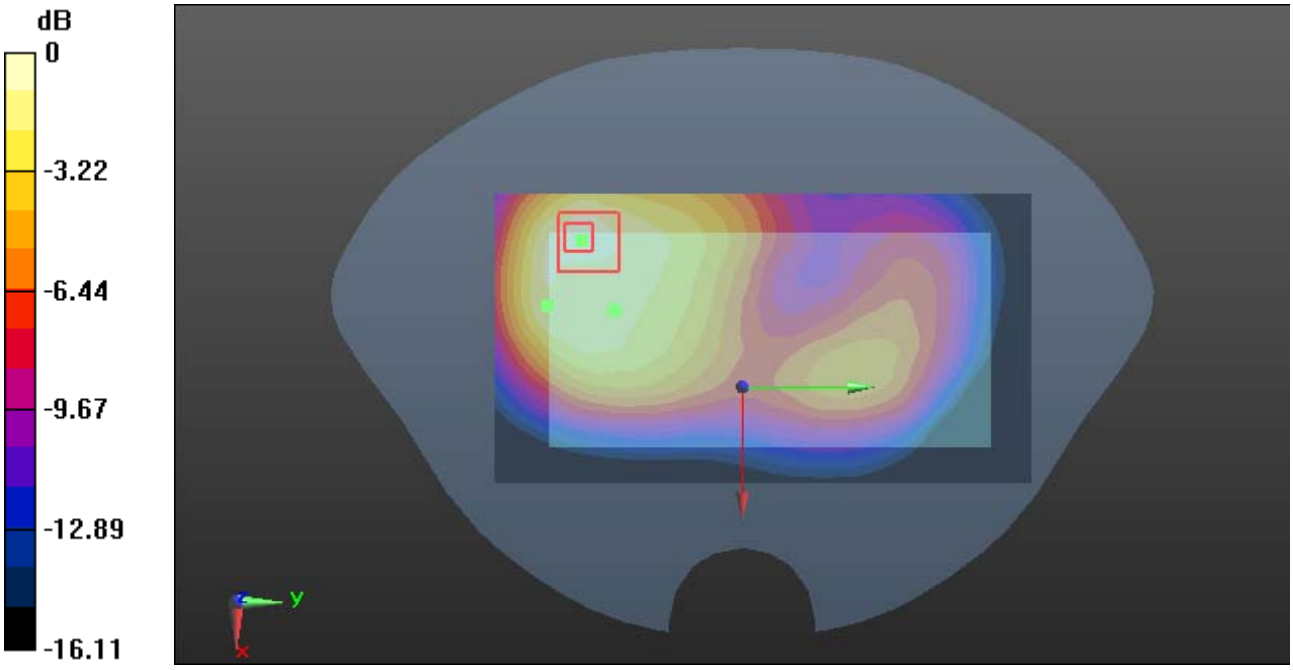

0 dB = 1.07 W/kg = 0.29 dBW/kg

Plot 89#: LTE Band 4 50%RB _Mid_ Body Front

DUT: Mobile Phone; Type: X602; Serial: CR221047343-SA-S1

Communication System: Generic FDD-LTE; Frequency: 1732.5 MHz;Duty Cycle: 1:1
Medium parameters used: f = 1732.5 MHz; σ = 1.333 S/m; ε_r = 40.132; ρ = 1000 kg/m^3
Phantom section: Flat Section

DASY5 Configuration:

- Probe: EX3DV4 - SN7522; ConvF(8.1, 8.1, 8.1) @ 1732.5 MHz; Calibrated: 2022/5/6
- Sensor-Surface: 1.4mm (Mechanical Surface Detection)
- Electronics: DAE4 Sn1325; Calibrated: 2022/8/29
- Phantom: SAM 1; Type: QD000P40CC; Serial: TP:1412
- Measurement SW: DASY52, Version 52.10 (2); SEMCAD X Version 14.6.12 (7470)

Area Scan (71x141x1): Interpolated grid: dx=1.500 mm, dy=1.500 mm
Maximum value of SAR (interpolated) = 1.01 W/kg

Zoom Scan (5x5x7)/Cube 0: Measurement grid: dx=8mm, dy=8mm, dz=5mm
Reference Value = 12.42 V/m; Power Drift = -0.03 dB
Peak SAR (extrapolated) = 1.12 W/kg
SAR(1 g) = 0.644 W/kg; SAR(10 g) = 0.390 W/kg
Maximum value of SAR (measured) = 0.918 W/kg

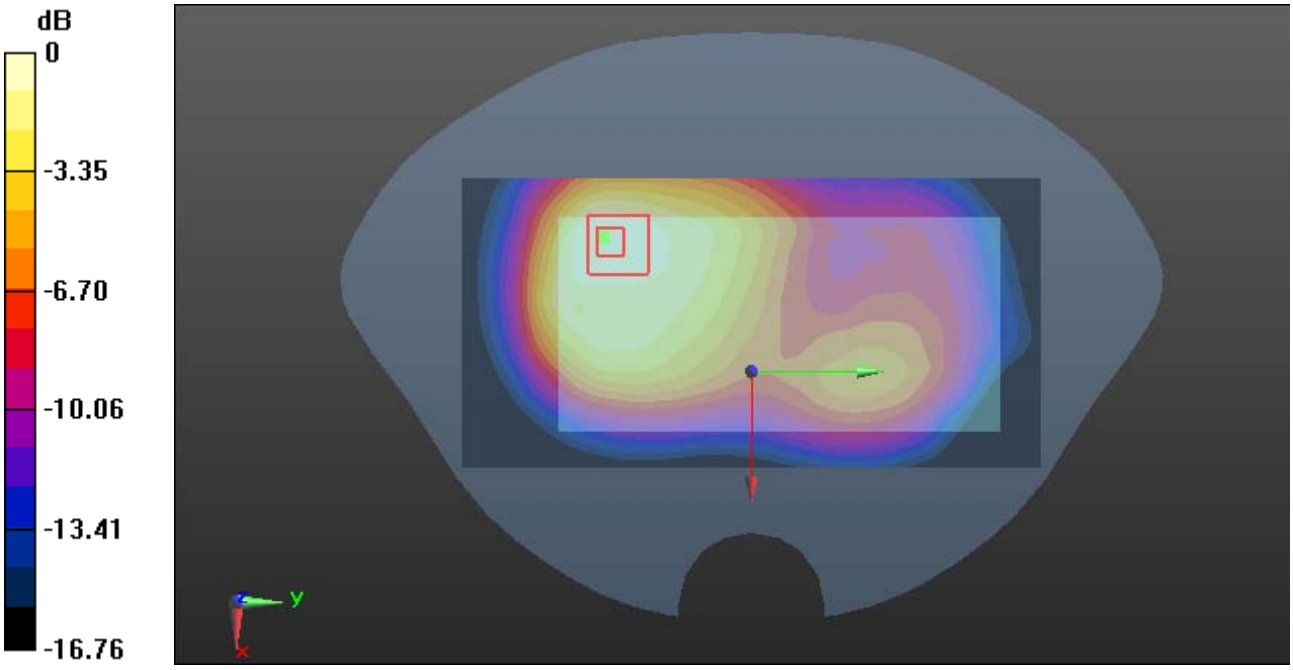

0 dB = 0.918 W/kg = -0.37 dBW/kg

Plot 90#: LTE Band 4 100%RB _Mid_ Body Front

DUT: Mobile Phone; Type: X602; Serial: CR221047343-SA-S1

Communication System: Generic FDD-LTE; Frequency: 1732.5 MHz;Duty Cycle: 1:1
Medium parameters used: f = 1732.5 MHz; σ = 1.333 S/m; ε_r = 40.132; ρ = 1000 kg/m^3
Phantom section: Flat Section

DASY5 Configuration:

- Probe: EX3DV4 - SN7522; ConvF(8.1, 8.1, 8.1) @ 1732.5 MHz; Calibrated: 2022/5/6
- Sensor-Surface: 1.4mm (Mechanical Surface Detection)
- Electronics: DAE4 Sn1325; Calibrated: 2022/8/29
- Phantom: SAM 1; Type: QD000P40CC; Serial: TP:1412
- Measurement SW: DASY52, Version 52.10 (2); SEMCAD X Version 14.6.12 (7470)

Area Scan (71x131x1): Interpolated grid: dx=1.500 mm, dy=1.500 mm
Maximum value of SAR (interpolated) = 0.966 W/kg

Zoom Scan (5x5x7)/Cube 0: Measurement grid: dx=8mm, dy=8mm, dz=5mm
Reference Value = 12.37 V/m; Power Drift = 0.06 dB
Peak SAR (extrapolated) = 1.14 W/kg
SAR(1 g) = 0.645 W/kg; SAR(10 g) = 0.384 W/kg
Maximum value of SAR (measured) = 0.952 W/kg

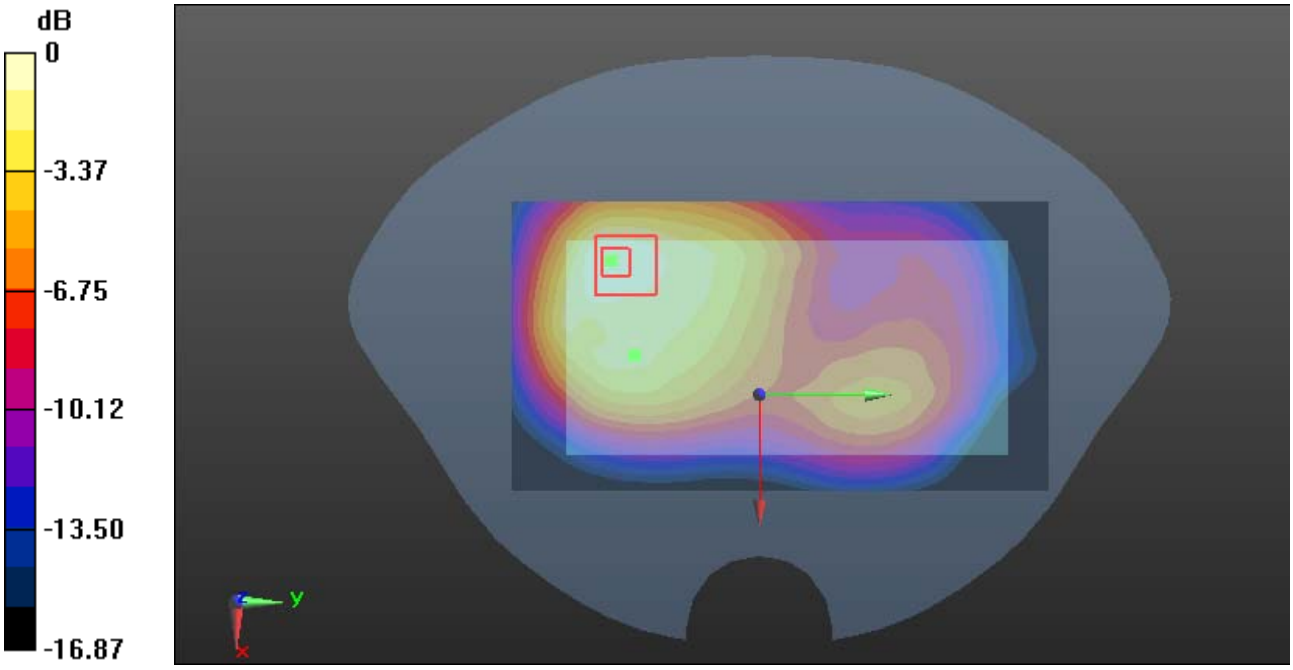

0 dB = 0.952 W/kg = -0.21 dBW/kg

Plot 91#: LTE Band 4 1RB Low Body Back

DUT: Mobile Phone; Type: X602; Serial: CR221047343-SA-S1

Communication System: Generic FDD-LTE; Frequency: 1720 MHz;Duty Cycle: 1:1
Medium parameters used: f = 1720 MHz; σ = 1.326 S/m; ε_r = 40.254; ρ = 1000 kg/m^3
Phantom section: Flat Section

DASY5 Configuration:

- Probe: EX3DV4 - SN7522; ConvF(8.1, 8.1, 8.1) @ 1720 MHz; Calibrated: 2022/5/6
- Sensor-Surface: 1.4mm (Mechanical Surface Detection)
- Electronics: DAE4 Sn1325; Calibrated: 2022/8/29
- Phantom: SAM 1; Type: QD000P40CC; Serial: TP:1412
- Measurement SW: DASY52, Version 52.10 (2); SEMCAD X Version 14.6.12 (7470)

Area Scan (71x131x1): Interpolated grid: dx=1.500 mm, dy=1.500 mm
Maximum value of SAR (interpolated) = 1.51 W/kg

Zoom Scan (5x5x7)/Cube 0: Measurement grid: dx=8mm, dy=8mm, dz=5mm
Reference Value = 14.28 V/m; Power Drift = -0.02 dB
Peak SAR (extrapolated) = 1.64 W/kg
SAR(1 g) = 0.957 W/kg; SAR(10 g) = 0.565 W/kg
Maximum value of SAR (measured) = 1.39 W/kg

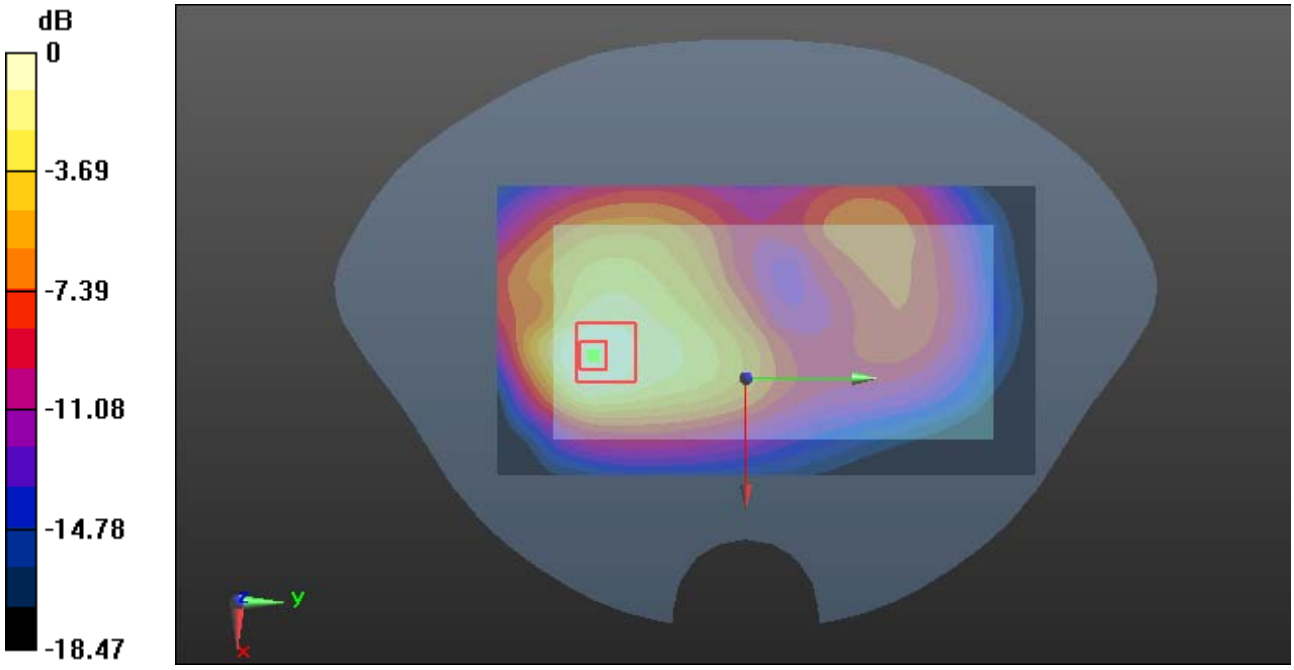

0 dB = 1.39 W/kg = 1.43 dBW/kg

Plot 92#: LTE Band 4 1RB _Mid_ Body Back

DUT: Mobile Phone; Type: X602; Serial: CR221047343-SA-S1

Communication System: Generic FDD-LTE; Frequency: 1732.5 MHz;Duty Cycle: 1:1
Medium parameters used: f = 1732.5 MHz; σ = 1.333 S/m; ε_r = 40.132; ρ = 1000 kg/m^3
Phantom section: Flat Section

DASY5 Configuration:

- Probe: EX3DV4 - SN7522; ConvF(8.1, 8.1, 8.1) @ 1732.5 MHz; Calibrated: 2022/5/6
- Sensor-Surface: 1.4mm (Mechanical Surface Detection)
- Electronics: DAE4 Sn1325; Calibrated: 2022/8/29
- Phantom: SAM 1; Type: QD000P40CC; Serial: TP:1412
- Measurement SW: DASY52, Version 52.10 (2); SEMCAD X Version 14.6.12 (7470)

Area Scan (71x131x1): Interpolated grid: dx=1.500 mm, dy=1.500 mm
Maximum value of SAR (interpolated) = 1.62 W/kg

Zoom Scan (5x5x7)/Cube 0: Measurement grid: dx=8mm, dy=8mm, dz=5mm
Reference Value = 14.85 V/m; Power Drift = 0.05 dB
Peak SAR (extrapolated) = 1.79 W/kg
SAR(1 g) = 1.03 W/kg; SAR(10 g) = 0.601 W/kg
Maximum value of SAR (measured) = 1.50 W/kg

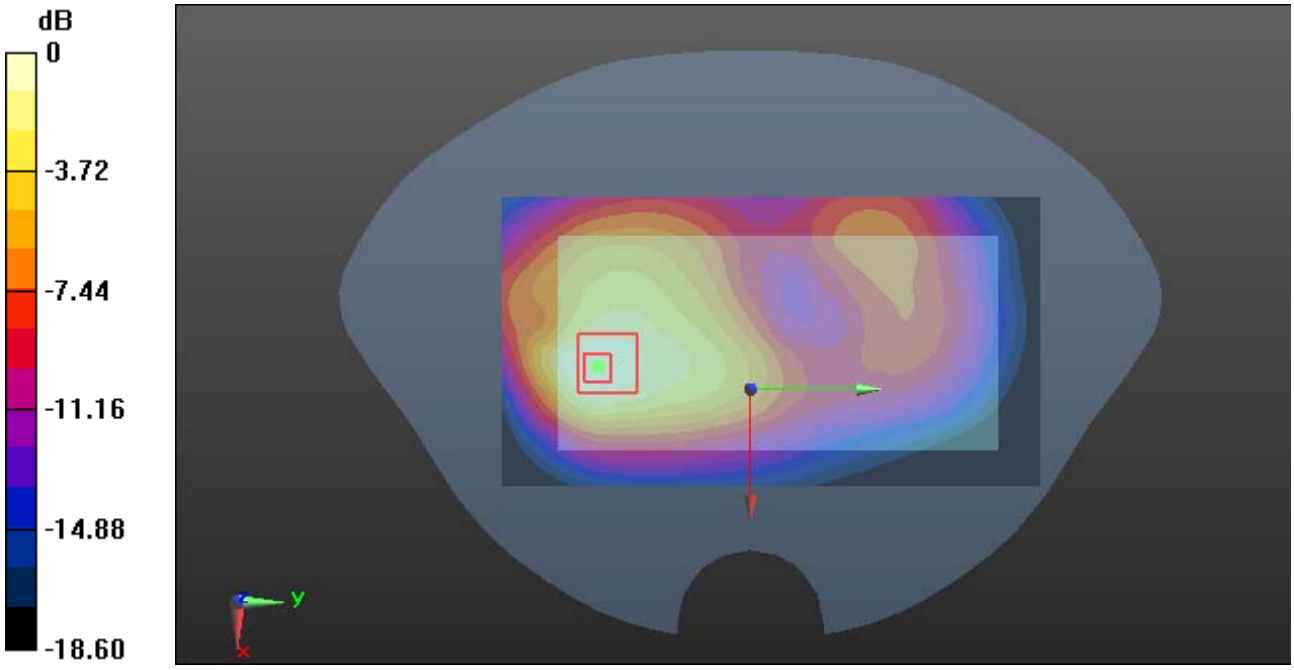

0 dB = 1.50 W/kg = 1.76 dBW/kg

Plot 93#: LTE Band 4 1RB High Body Back

DUT: Mobile Phone; Type: X602; Serial: CR221047343-SA-S1

Communication System: Generic FDD-LTE; Frequency: 1745 MHz;Duty Cycle: 1:1
Medium parameters used: f = 1745 MHz; σ = 1.371 S/m; ε_r = 39.966; ρ = 1000 kg/m^3
Phantom section: Flat Section

DASY5 Configuration:

- Probe: EX3DV4 - SN7522; ConvF(8.1, 8.1, 8.1) @ 1745 MHz; Calibrated: 2022/5/6
- Sensor-Surface: 1.4mm (Mechanical Surface Detection)
- Electronics: DAE4 Sn1325; Calibrated: 2022/8/29
- Phantom: SAM 1; Type: QD000P40CC; Serial: TP:1412
- Measurement SW: DASY52, Version 52.10 (2); SEMCAD X Version 14.6.12 (7470)

Area Scan (71x131x1): Interpolated grid: dx=1.500 mm, dy=1.500 mm
Maximum value of SAR (interpolated) = 1.61 W/kg

Zoom Scan (5x5x7)/Cube 0: Measurement grid: dx=8mm, dy=8mm, dz=5mm
Reference Value = 15.30 V/m; Power Drift = -0.01 dB
Peak SAR (extrapolated) = 1.78 W/kg
SAR(1 g) = 1.02 W/kg; SAR(10 g) = 0.599 W/kg
Maximum value of SAR (measured) = 1.45 W/kg

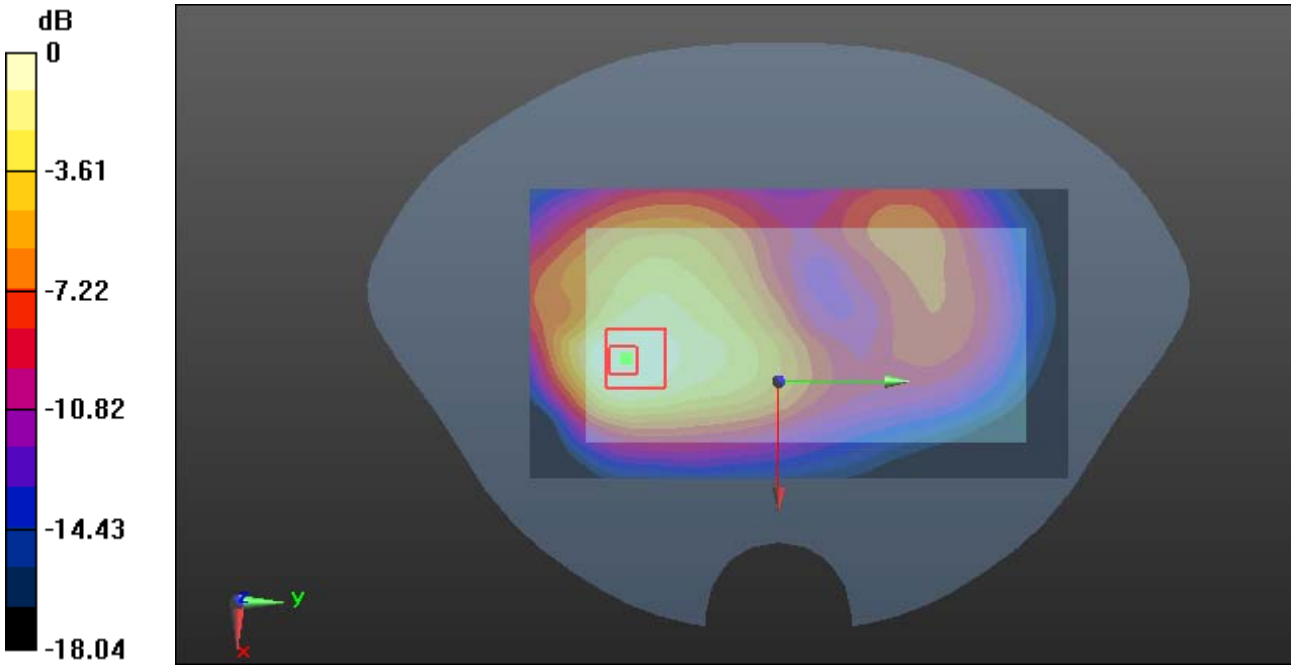

0 dB = 1.45 W/kg = 1.61 dBW/kg

Plot 94#: LTE Band 4 50%RB Low Body Back

DUT: Mobile Phone; Type: X602; Serial: CR221047343-SA-S1

Communication System: Generic FDD-LTE; Frequency: 1720 MHz;Duty Cycle: 1:1
Medium parameters used: f = 1720 MHz; σ = 1.326 S/m; ε_r = 40.254; ρ = 1000 kg/m^3
Phantom section: Flat Section

DASY5 Configuration:

- Probe: EX3DV4 - SN7522; ConvF(8.1, 8.1, 8.1) @ 1720 MHz; Calibrated: 2022/5/6
- Sensor-Surface: 1.4mm (Mechanical Surface Detection)
- Electronics: DAE4 Sn1325; Calibrated: 2022/8/29
- Phantom: SAM 1; Type: QD000P40CC; Serial: TP:1412
- Measurement SW: DASY52, Version 52.10 (2); SEMCAD X Version 14.6.12 (7470)

Area Scan (71x131x1): Interpolated grid: dx=1.500 mm, dy=1.500 mm
Maximum value of SAR (interpolated) = 1.20 W/kg

Zoom Scan (5x5x7)/Cube 0: Measurement grid: dx=8mm, dy=8mm, dz=5mm
Reference Value = 13.08 V/m; Power Drift = -0.14 dB
Peak SAR (extrapolated) = 1.35 W/kg
SAR(1 g) = 0.787 W/kg; SAR(10 g) = 0.465 W/kg
Maximum value of SAR (measured) = 1.14 W/kg

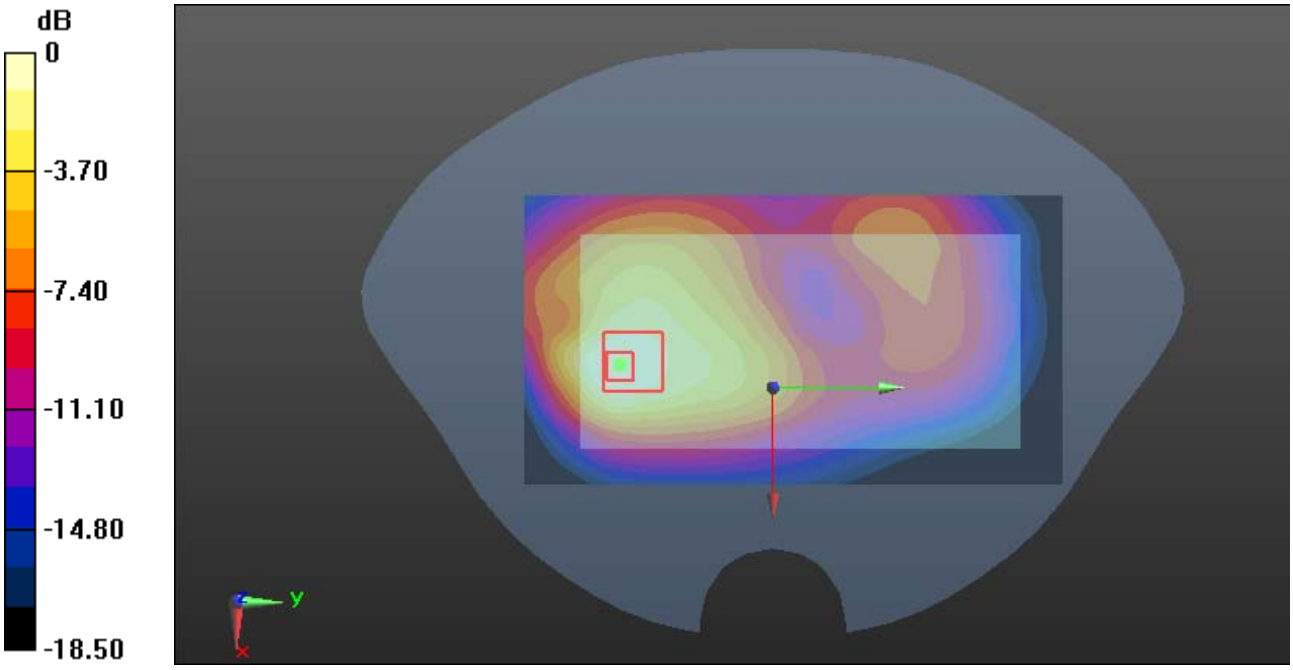

0 dB = 1.14 W/kg = 0.57 dBW/kg

Plot 95#: LTE Band 4 50%RB _Mid_ Body Back

DUT: Mobile Phone; Type: X602; Serial: CR221047343-SA-S1

Communication System: Generic FDD-LTE; Frequency: 1732.5 MHz;Duty Cycle: 1:1
Medium parameters used: f = 1732.5 MHz; σ = 1.333 S/m; ε_r = 40.132; ρ = 1000 kg/m^3
Phantom section: Flat Section

DASY5 Configuration:

- Probe: EX3DV4 - SN7522; ConvF(8.1, 8.1, 8.1) @ 1732.5 MHz; Calibrated: 2022/5/6
- Sensor-Surface: 1.4mm (Mechanical Surface Detection)
- Electronics: DAE4 Sn1325; Calibrated: 2022/8/29
- Phantom: SAM 1; Type: QD000P40CC; Serial: TP:1412
- Measurement SW: DASY52, Version 52.10 (2); SEMCAD X Version 14.6.12 (7470)

Area Scan (71x141x1): Interpolated grid: dx=1.500 mm, dy=1.500 mm
Maximum value of SAR (interpolated) = 1.29 W/kg

Zoom Scan (5x5x7)/Cube 0: Measurement grid: dx=8mm, dy=8mm, dz=5mm
Reference Value = 13.44 V/m; Power Drift = -0.06 dB
Peak SAR (extrapolated) = 1.41 W/kg
SAR(1 g) = 0.815 W/kg; SAR(10 g) = 0.477 W/kg
Maximum value of SAR (measured) = 1.18 W/kg

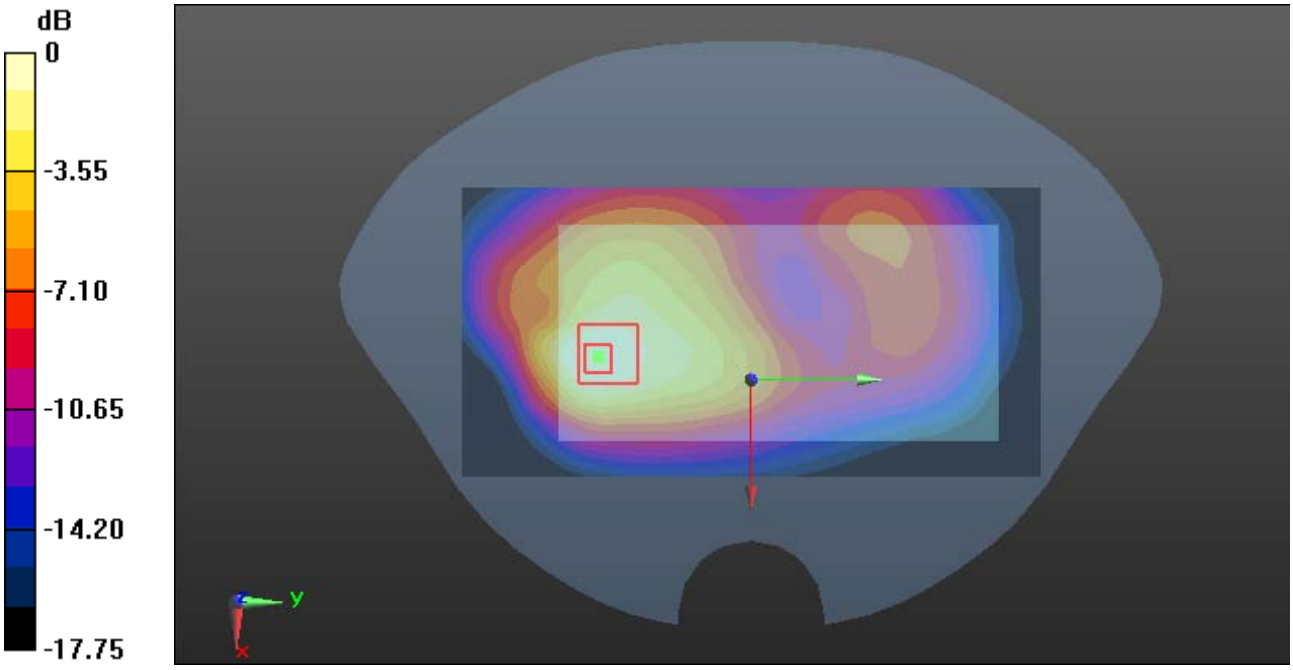

0 dB = 1.18 W/kg = 0.72 dBW/kg

Plot 96#: LTE Band 4 50%RB High Body Back

DUT: Mobile Phone; Type: X602; Serial: CR221047343-SA-S1

Communication System: Generic FDD-LTE; Frequency: 1745 MHz;Duty Cycle: 1:1
Medium parameters used: f = 1745 MHz; σ = 1.371 S/m; ε_r = 39.966; ρ = 1000 kg/m^3
Phantom section: Flat Section

DASY5 Configuration:

- Probe: EX3DV4 - SN7522; ConvF(8.1, 8.1, 8.1) @ 1745 MHz; Calibrated: 2022/5/6
- Sensor-Surface: 1.4mm (Mechanical Surface Detection)
- Electronics: DAE4 Sn1325; Calibrated: 2022/8/29
- Phantom: SAM 1; Type: QD000P40CC; Serial: TP:1412
- Measurement SW: DASY52, Version 52.10 (2); SEMCAD X Version 14.6.12 (7470)

Area Scan (71x131x1): Interpolated grid: dx=1.500 mm, dy=1.500 mm
Maximum value of SAR (interpolated) = 1.24 W/kg

Zoom Scan (5x5x7)/Cube 0: Measurement grid: dx=8mm, dy=8mm, dz=5mm
Reference Value = 13.52 V/m; Power Drift = 0.06 dB
Peak SAR (extrapolated) = 1.40 W/kg
SAR(1 g) = 0.804 W/kg; SAR(10 g) = 0.469 W/kg
Maximum value of SAR (measured) = 1.17 W/kg

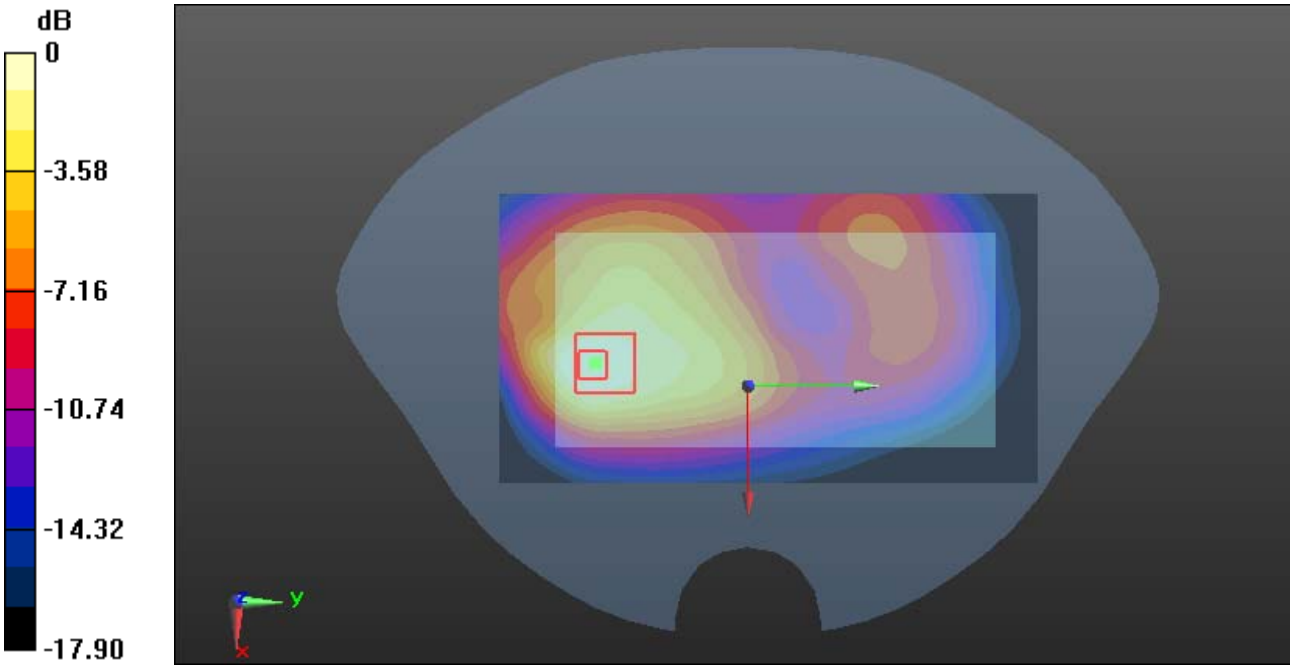

0 dB = 1.17 W/kg = 0.68 dBW/kg

Plot 97#: LTE Band 4 100%RB _Mid_ Body Back

DUT: Mobile Phone; Type: X602; Serial: CR221047343-SA-S1

Communication System: Generic FDD-LTE; Frequency: 1732.5 MHz;Duty Cycle: 1:1
Medium parameters used: f = 1732.5 MHz; σ = 1.333 S/m; ε_r = 40.132; ρ = 1000 kg/m^3
Phantom section: Flat Section

DASY5 Configuration:

- Probe: EX3DV4 - SN7522; ConvF(8.1, 8.1, 8.1) @ 1732.5 MHz; Calibrated: 2022/5/6
- Sensor-Surface: 1.4mm (Mechanical Surface Detection)
- Electronics: DAE4 Sn1325; Calibrated: 2022/8/29
- Phantom: SAM 1; Type: QD000P40CC; Serial: TP:1412
- Measurement SW: DASY52, Version 52.10 (2); SEMCAD X Version 14.6.12 (7470)

Area Scan (71x131x1): Interpolated grid: dx=1.500 mm, dy=1.500 mm
Maximum value of SAR (interpolated) = 1.28 W/kg

Zoom Scan (5x5x7)/Cube 0: Measurement grid: dx=8mm, dy=8mm, dz=5mm
Reference Value = 13.42 V/m; Power Drift = -0.05 dB
Peak SAR (extrapolated) = 1.39 W/kg
SAR(1 g) = 0.808 W/kg; SAR(10 g) = 0.476 W/kg
Maximum value of SAR (measured) = 1.15 W/kg

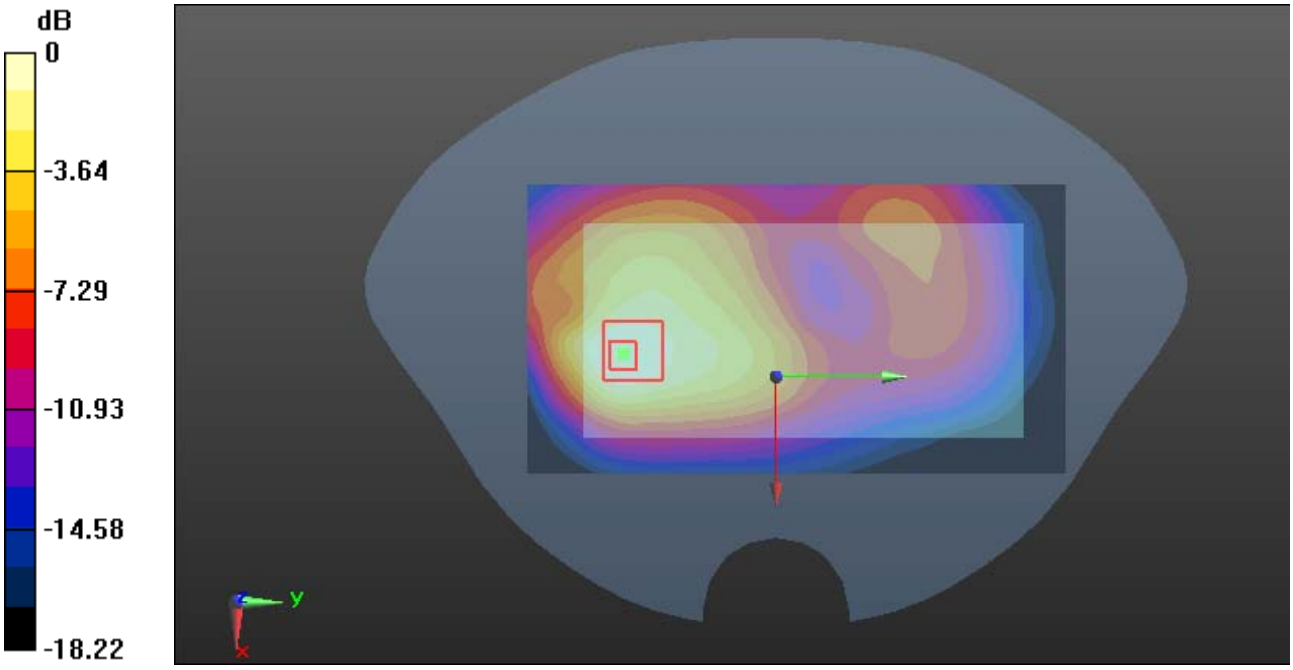

0 dB = 1.15 W/kg = 0.61 dBW/kg

Plot 98#: LTE Band 4 1RB_ Mid_ Body Left

DUT: Mobile Phone; Type: X602; Serial: CR221047343-SA-S1

Communication System: Generic FDD-LTE; Frequency: 1732.5 MHz;Duty Cycle: 1:1
Medium parameters used: f = 1732.5 MHz; σ = 1.333 S/m; ε_r = 40.132; ρ = 1000 kg/m^3
Phantom section: Flat Section

DASY5 Configuration:

- Probe: EX3DV4 - SN7522; ConvF(8.1, 8.1, 8.1) @ 1732.5 MHz; Calibrated: 2022/5/6
- Sensor-Surface: 1.4mm (Mechanical Surface Detection)
- Electronics: DAE4 Sn1325; Calibrated: 2022/8/29
- Phantom: SAM 1; Type: QD000P40CC; Serial: TP:1412
- Measurement SW: DASY52, Version 52.10 (2); SEMCAD X Version 14.6.12 (7470)

Area Scan (41x121x1): Interpolated grid: dx=1.500 mm, dy=1.500 mm
Maximum value of SAR (interpolated) = 0.614 W/kg

Zoom Scan (5x5x7)/Cube 0: Measurement grid: dx=8mm, dy=8mm, dz=5mm
Reference Value = 14.26 V/m; Power Drift = 0.04 dB
Peak SAR (extrapolated) = 0.730 W/kg
SAR(1 g) = 0.437 W/kg; SAR(10 g) = 0.265 W/kg
Maximum value of SAR (measured) = 0.621 W/kg

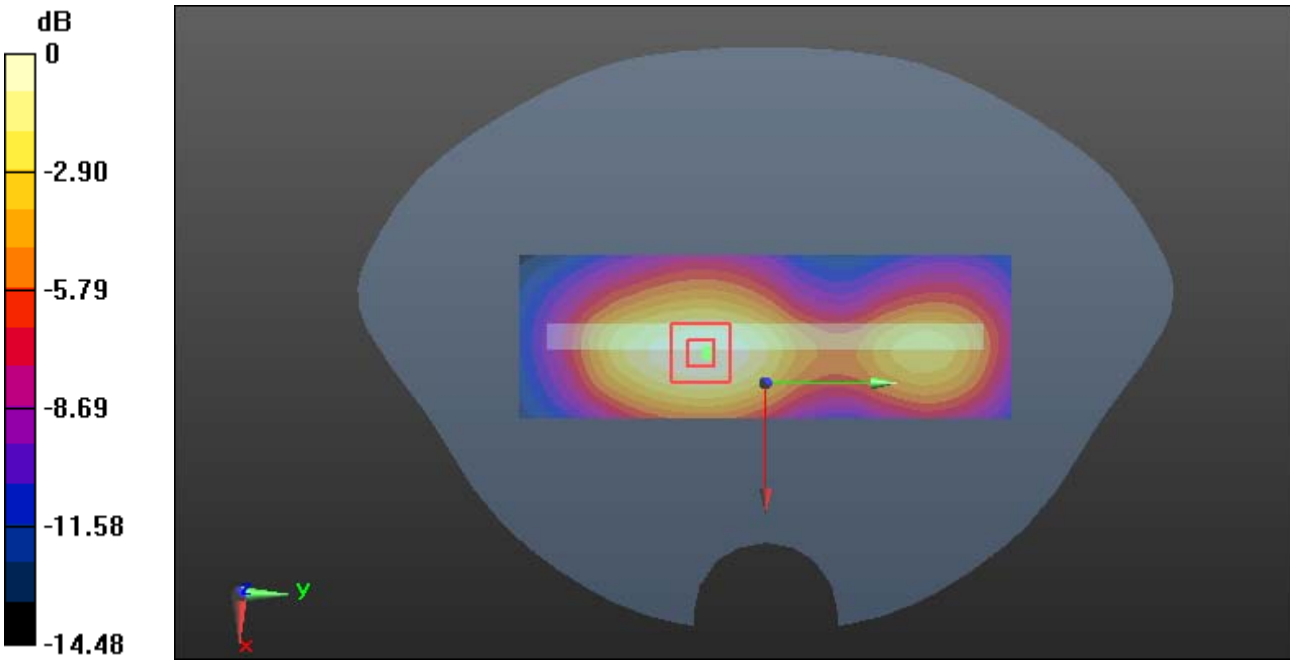

0 dB = 0.621 W/kg = -2.07 dBW/kg

Plot 99#: LTE Band 4 50%RB _Mid_ Body Left

DUT: Mobile Phone; Type: X602; Serial: CR221047343-SA-S1

Communication System: Generic FDD-LTE; Frequency: 1732.5 MHz;Duty Cycle: 1:1
Medium parameters used: f = 1732.5 MHz; σ = 1.333 S/m; ε_r = 40.132; ρ = 1000 kg/m^3
Phantom section: Flat Section

DASY5 Configuration:

- Probe: EX3DV4 - SN7522; ConvF(8.1, 8.1, 8.1) @ 1732.5 MHz; Calibrated: 2022/5/6
- Sensor-Surface: 1.4mm (Mechanical Surface Detection)
- Electronics: DAE4 Sn1325; Calibrated: 2022/8/29
- Phantom: SAM 1; Type: QD000P40CC; Serial: TP:1412
- Measurement SW: DASY52, Version 52.10 (2); SEMCAD X Version 14.6.12 (7470)

Area Scan (41x121x1): Interpolated grid: dx=1.500 mm, dy=1.500 mm
Maximum value of SAR (interpolated) = 0.489 W/kg

Zoom Scan (5x5x7)/Cube 0: Measurement grid: dx=8mm, dy=8mm, dz=5mm
Reference Value = 12.90 V/m; Power Drift = 0.08 dB
Peak SAR (extrapolated) = 0.597 W/kg
SAR(1 g) = 0.351 W/kg; SAR(10 g) = 0.212 W/kg
Maximum value of SAR (measured) = 0.508 W/kg

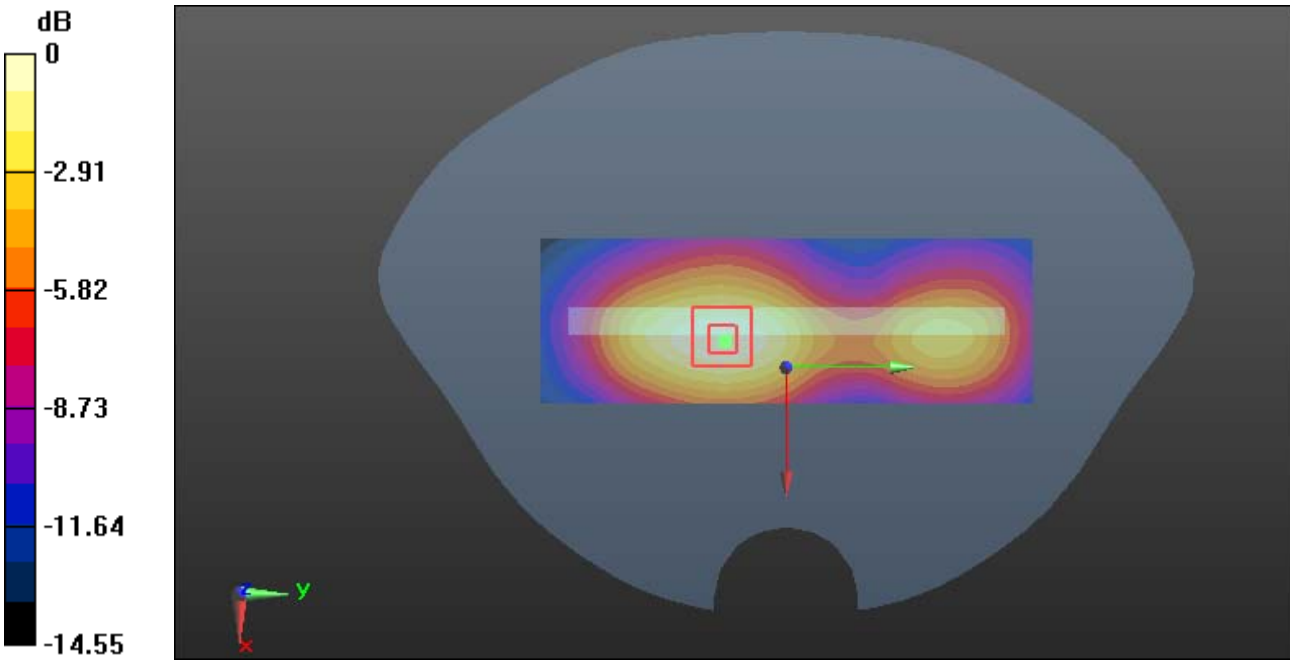

0 dB = 0.508 W/kg = -2.94 dBW/kg

Plot 100#: LTE Band 4 1RB _Mid_ Body Right

DUT: Mobile Phone; Type: X602; Serial: CR221047343-SA-S1

Communication System: Generic FDD-LTE; Frequency: 1732.5 MHz;Duty Cycle: 1:1
Medium parameters used: f = 1732.5 MHz; σ = 1.333 S/m; ε_r = 40.132; ρ = 1000 kg/m^3
Phantom section: Flat Section

DASY5 Configuration:

- Probe: EX3DV4 - SN7522; ConvF(8.1, 8.1, 8.1) @ 1732.5 MHz; Calibrated: 2022/5/6
- Sensor-Surface: 1.4mm (Mechanical Surface Detection)
- Electronics: DAE4 Sn1325; Calibrated: 2022/8/29
- Phantom: SAM 1; Type: QD000P40CC; Serial: TP:1412
- Measurement SW: DASY52, Version 52.10 (2); SEMCAD X Version 14.6.12 (7470)

Area Scan (41x121x1): Interpolated grid: dx=1.500 mm, dy=1.500 mm
Maximum value of SAR (interpolated) = 0.201 W/kg

Zoom Scan (5x5x7)/Cube 0: Measurement grid: dx=8mm, dy=8mm, dz=5mm
Reference Value = 6.675 V/m; Power Drift = -0.03 dB
Peak SAR (extrapolated) = 0.230 W/kg
SAR(1 g) = 0.139 W/kg; SAR(10 g) = 0.087 W/kg
Maximum value of SAR (measured) = 0.197 W/kg

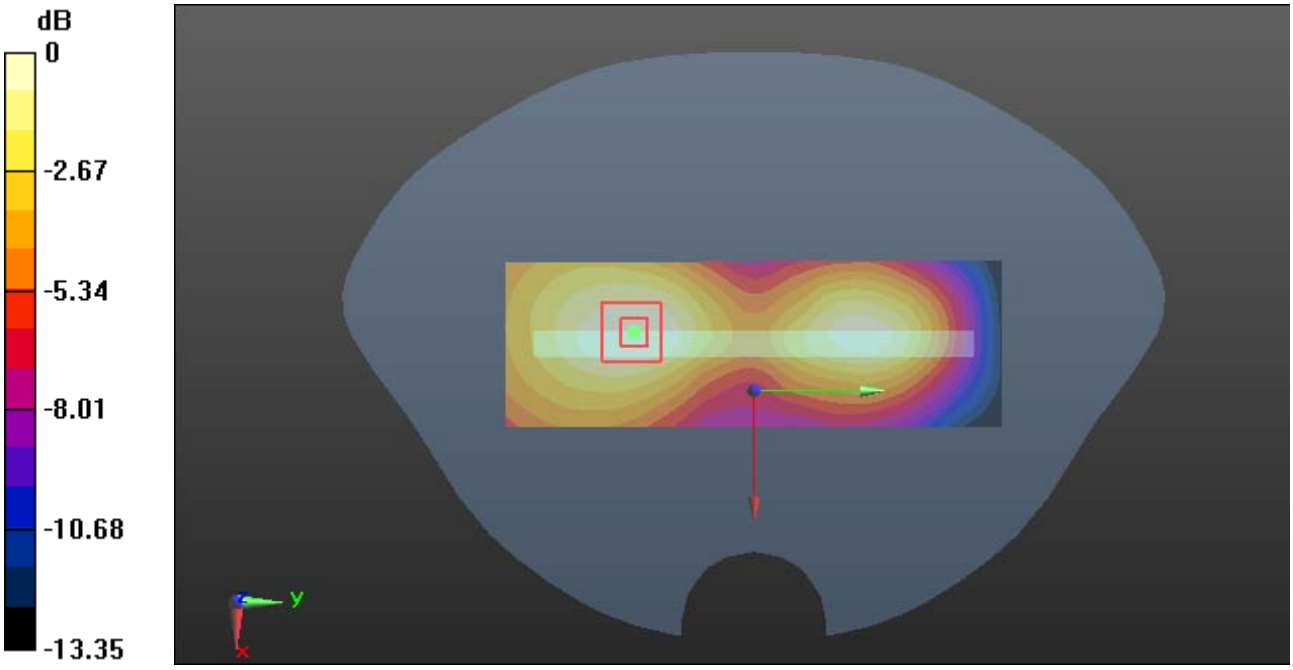

0 dB = 0.197 W/kg = -7.06 dBW/kg

Plot 101#: LTE Band 4 50%RB _Mid_ Body Right

DUT: Mobile Phone; Type: X602; Serial: CR221047343-SA-S1

Communication System: Generic FDD-LTE; Frequency: 1732.5 MHz;Duty Cycle: 1:1
Medium parameters used: f = 1732.5 MHz; σ = 1.333 S/m; ε_r = 40.132; ρ = 1000 kg/m^3
Phantom section: Flat Section

DASY5 Configuration:

- Probe: EX3DV4 - SN7522; ConvF(8.1, 8.1, 8.1) @ 1732.5 MHz; Calibrated: 2022/5/6
- Sensor-Surface: 1.4mm (Mechanical Surface Detection)
- Electronics: DAE4 Sn1325; Calibrated: 2022/8/29
- Phantom: SAM 1; Type: QD000P40CC; Serial: TP:1412
- Measurement SW: DASY52, Version 52.10 (2); SEMCAD X Version 14.6.12 (7470)

Area Scan (41x121x1): Interpolated grid: dx=1.500 mm, dy=1.500 mm
Maximum value of SAR (interpolated) = 0.164 W/kg

Zoom Scan (5x5x7)/Cube 0: Measurement grid: dx=8mm, dy=8mm, dz=5mm
Reference Value = 6.048 V/m; Power Drift = 0.14 dB
Peak SAR (extrapolated) = 0.188 W/kg
SAR(1 g) = 0.114 W/kg; SAR(10 g) = 0.071 W/kg
Maximum value of SAR (measured) = 0.161 W/kg

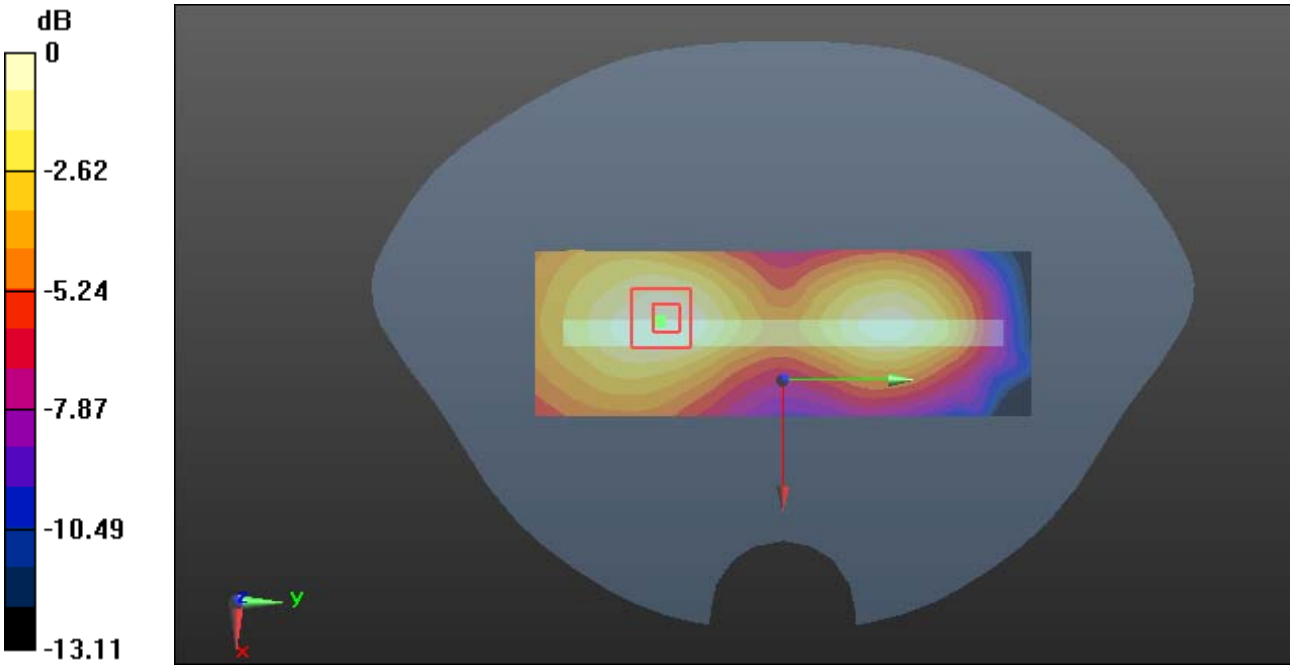

0 dB = 0.161 W/kg = -7.93 dBW/kg

Plot 102#: LTE Band 4 1RB _Mid_ Body Bottom

DUT: Mobile Phone; Type: X602; Serial: CR221047343-SA-S1

Communication System: Generic FDD-LTE; Frequency: 1732.5 MHz;Duty Cycle: 1:1
Medium parameters used: f = 1732.5 MHz; σ = 1.333 S/m; ε_r = 40.132; ρ = 1000 kg/m^3
Phantom section: Flat Section

DASY5 Configuration:

- Probe: EX3DV4 - SN7522; ConvF(8.1, 8.1, 8.1) @ 1732.5 MHz; Calibrated: 2022/5/6
- Sensor-Surface: 1.4mm (Mechanical Surface Detection)
- Electronics: DAE4 Sn1325; Calibrated: 2022/8/29
- Phantom: SAM 1; Type: QD000P40CC; Serial: TP:1412
- Measurement SW: DASY52, Version 52.10 (2); SEMCAD X Version 14.6.12 (7470)

Area Scan (41x71x1): Interpolated grid: dx=1.500 mm, dy=1.500 mm
Maximum value of SAR (interpolated) = 0.948 W/kg

Zoom Scan (5x5x7)/Cube 0: Measurement grid: dx=8mm, dy=8mm, dz=5mm
Reference Value = 20.74 V/m; Power Drift = 0.10 dB
Peak SAR (extrapolated) = 1.17 W/kg
SAR(1 g) = 0.620 W/kg; SAR(10 g) = 0.317 W/kg
Maximum value of SAR (measured) = 0.989 W/kg

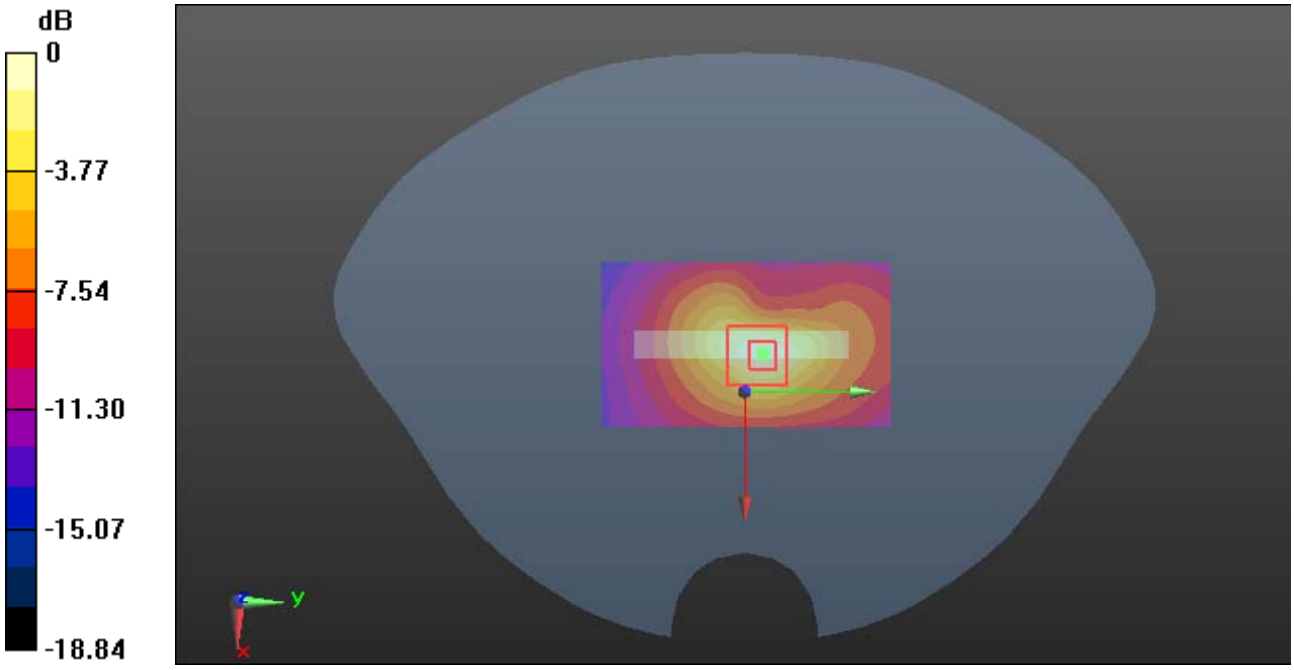

0 dB = 0.989 W/kg = -0.05 dBW/kg

Plot 103#: LTE Band 4 50%RB _Mid_ Body Bottom

DUT: Mobile Phone; Type: X602; Serial: CR221047343-SA-S1

Communication System: Generic FDD-LTE; Frequency: 1732.5 MHz;Duty Cycle: 1:1
Medium parameters used: f = 1732.5 MHz; σ = 1.333 S/m; ε_r = 40.132; ρ = 1000 kg/m^3
Phantom section: Flat Section

DASY5 Configuration:

- Probe: EX3DV4 - SN7522; ConvF(8.1, 8.1, 8.1) @ 1732.5 MHz; Calibrated: 2022/5/6
- Sensor-Surface: 1.4mm (Mechanical Surface Detection)
- Electronics: DAE4 Sn1325; Calibrated: 2022/8/29
- Phantom: SAM 1; Type: QD000P40CC; Serial: TP:1412
- Measurement SW: DASY52, Version 52.10 (2); SEMCAD X Version 14.6.12 (7470)

Area Scan (41x71x1): Interpolated grid: dx=1.500 mm, dy=1.500 mm
Maximum value of SAR (interpolated) = 0.744 W/kg

Zoom Scan (5x5x7)/Cube 0: Measurement grid: dx=8mm, dy=8mm, dz=5mm
Reference Value = 18.82 V/m; Power Drift = 0.09 dB
Peak SAR (extrapolated) = 0.935 W/kg
SAR(1 g) = 0.496 W/kg; SAR(10 g) = 0.255 W/kg
Maximum value of SAR (measured) = 0.776 W/kg

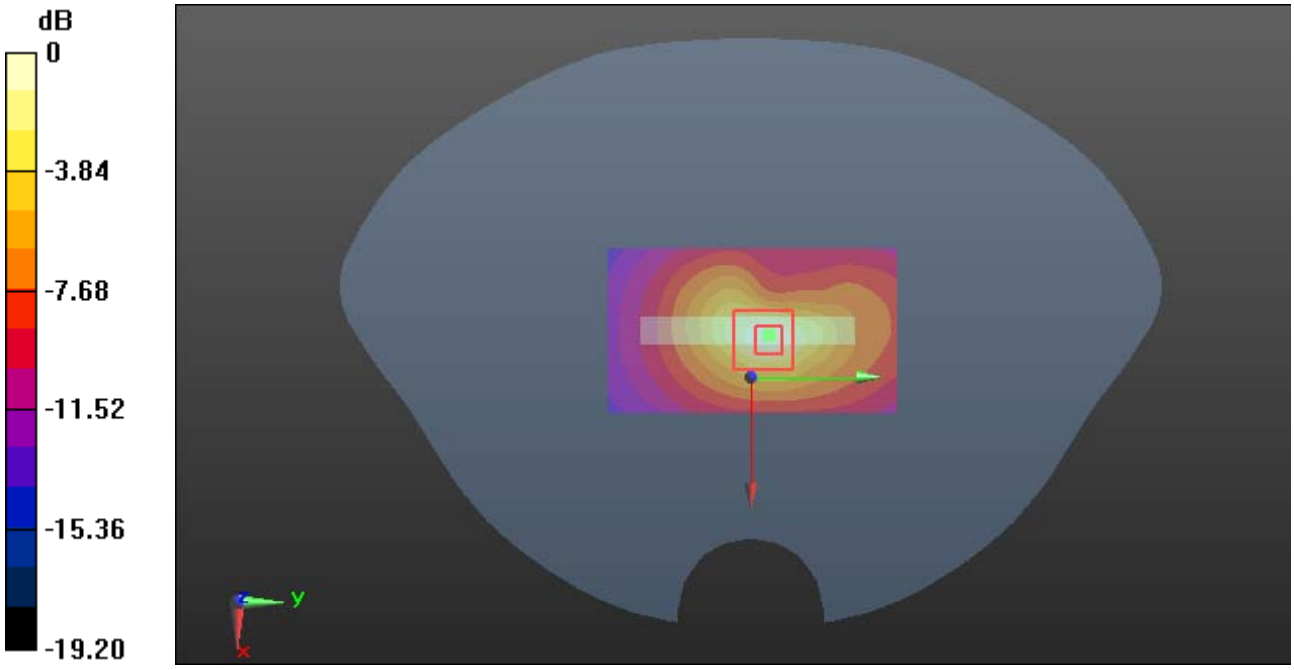

0 dB = 0.776 W/kg = -1.10 dBW/kg

Plot 104#: LTE Band 7 1RB _Mid_ Head Left Cheek

DUT: Mobile Phone; Type: X602; Serial: CR221047343-SA-S1

Communication System: Generic FDD-LTE; Frequency: 2535 MHz;Duty Cycle: 1:1
Medium parameters used: f = 2535 MHz; σ = 1.852 S/m; ε_r = 38.736; ρ = 1000 kg/m^3
Phantom section: Left Section

DASY5 Configuration:

- Probe: EX3DV4 - SN7522; ConvF(7.22, 7.22, 7.22) @ 2535 MHz; Calibrated: 2022/5/6
- Sensor-Surface: 1.4mm (Mechanical Surface Detection)
- Electronics: DAE4 Sn1325; Calibrated: 2022/8/29
- Phantom: SAM 1; Type: QD000P40CC; Serial: TP:1412
- Measurement SW: DASY52, Version 52.10 (2); SEMCAD X Version 14.6.12 (7470)

Area Scan (71x111x1): Interpolated grid: dx=1.200 mm, dy=1.200 mm
Maximum value of SAR (interpolated) = 0.119 W/kg

Zoom Scan (5x5x7)/Cube 0: Measurement grid: dx=8mm, dy=8mm, dz=5mm
Reference Value = 3.675 V/m; Power Drift = -0.18 dB
Peak SAR (extrapolated) = 0.115 W/kg
SAR(1 g) = 0.082 W/kg; SAR(10 g) = 0.049 W/kg
Maximum value of SAR (measured) = 0.103 W/kg



0 dB = 0.103 W/kg = -9.87 dBW/kg

Plot 105#: LTE Band 7 50%RB _Mid_ Head Left Cheek

DUT: Mobile Phone; Type: X602; Serial: CR221047343-SA-S1

Communication System: Generic FDD-LTE; Frequency: 2535 MHz;Duty Cycle: 1:1
Medium parameters used: f = 2535 MHz; σ = 1.852 S/m; ε_r = 38.736; ρ = 1000 kg/m^3
Phantom section: Left Section

DASY5 Configuration:

- Probe: EX3DV4 - SN7522; ConvF(7.22, 7.22, 7.22) @ 2535 MHz; Calibrated: 2022/5/6
- Sensor-Surface: 1.4mm (Mechanical Surface Detection)
- Electronics: DAE4 Sn1325; Calibrated: 2022/8/29
- Phantom: SAM 1; Type: QD000P40CC; Serial: TP:1412
- Measurement SW: DASY52, Version 52.10 (2); SEMCAD X Version 14.6.12 (7470)

Area Scan (81x111x1): Interpolated grid: dx=1.200 mm, dy=1.200 mm
Maximum value of SAR (interpolated) = 0.155 W/kg

Zoom Scan (5x5x7)/Cube 0: Measurement grid: dx=8mm, dy=8mm, dz=5mm
Reference Value = 2.544 V/m; Power Drift = 0.15 dB
Peak SAR (extrapolated) = 0.0960 W/kg
SAR(1 g) = 0.069 W/kg; SAR(10 g) = 0.035 W/kg
Maximum value of SAR (measured) = 0.0840 W/kg



0 dB = 0.0840 W/kg = -10.76 dBW/kg

Plot 106#: LTE Band 7 1RB _Mid_ Head Left Tilt

DUT: Mobile Phone; Type: X602; Serial: CR221047343-SA-S1

Communication System: Generic FDD-LTE; Frequency: 2535 MHz;Duty Cycle: 1:1
Medium parameters used: f = 2535 MHz; σ = 1.852 S/m; ε_r = 38.736; ρ = 1000 kg/m^3
Phantom section: Left Section

DASY5 Configuration:

- Probe: EX3DV4 - SN7522; ConvF(7.22, 7.22, 7.22) @ 2535 MHz; Calibrated: 2022/5/6
- Sensor-Surface: 1.4mm (Mechanical Surface Detection)
- Electronics: DAE4 Sn1325; Calibrated: 2022/8/29
- Phantom: SAM 1; Type: QD000P40CC; Serial: TP:1412
- Measurement SW: DASY52, Version 52.10 (2); SEMCAD X Version 14.6.12 (7470)

Area Scan (71x121x1): Interpolated grid: dx=1.200 mm, dy=1.200 mm
Maximum value of SAR (interpolated) = 0.0820 W/kg

Zoom Scan (5x5x7)/Cube 0: Measurement grid: dx=8mm, dy=8mm, dz=5mm
Reference Value = 4.120 V/m; Power Drift = -0.17 dB
Peak SAR (extrapolated) = 0.0570 W/kg
SAR(1 g) = 0.032 W/kg; SAR(10 g) = 0.019 W/kg
Maximum value of SAR (measured) = 0.0439 W/kg

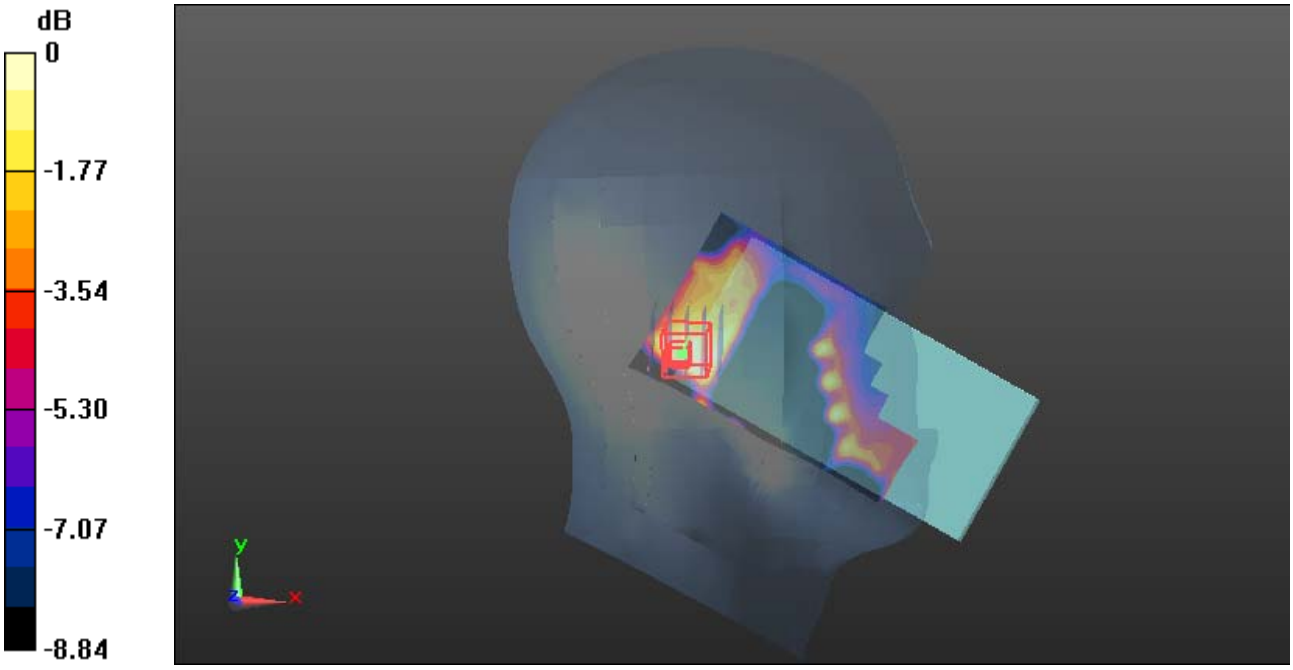

0 dB = 0.0439 W/kg = -13.58 dBW/kg

Plot 107#: LTE Band 7 50%RB _Mid_ Head Left Tilt

DUT: Mobile Phone; Type: X602; Serial: CR221047343-SA-S1

Communication System: Generic FDD-LTE; Frequency: 2535 MHz;Duty Cycle: 1:1
Medium parameters used: f = 2535 MHz; σ = 1.852 S/m; ε_r = 38.736; ρ = 1000 kg/m^3
Phantom section: Left Section

DASY5 Configuration:

- Probe: EX3DV4 - SN7522; ConvF(7.22, 7.22, 7.22) @ 2535 MHz; Calibrated: 2022/5/6
- Sensor-Surface: 1.4mm (Mechanical Surface Detection)
- Electronics: DAE4 Sn1325; Calibrated: 2022/8/29
- Phantom: SAM 1; Type: QD000P40CC; Serial: TP:1412
- Measurement SW: DASY52, Version 52.10 (2); SEMCAD X Version 14.6.12 (7470)

Area Scan (81x111x1): Interpolated grid: dx=1.200 mm, dy=1.200 mm
Maximum value of SAR (interpolated) = 0.155 W/kg

Zoom Scan (5x5x7)/Cube 0: Measurement grid: dx=8mm, dy=8mm, dz=5mm
Reference Value = 3.329 V/m; Power Drift = 0.16 dB
Peak SAR (extrapolated) = 0.0600 W/kg
SAR(1 g) = 0.031 W/kg; SAR(10 g) = 0.015 W/kg
Maximum value of SAR (measured) = 0.0393 W/kg

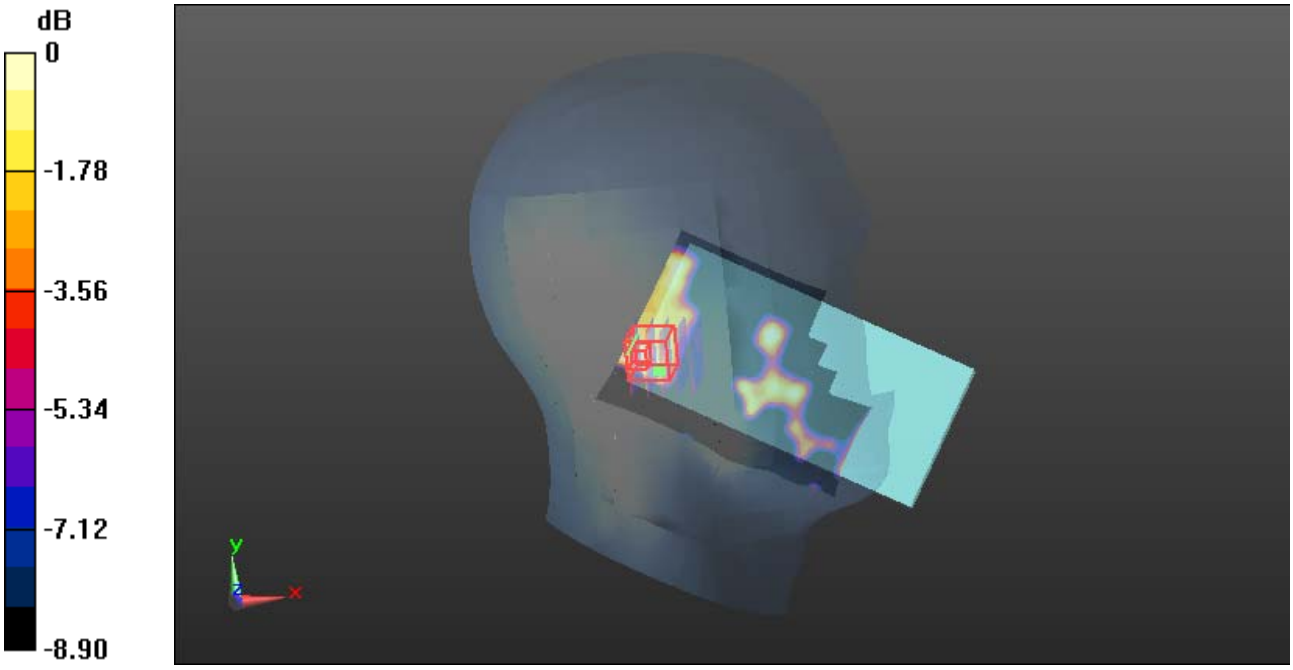

0 dB = 0.0393 W/kg = -14.06 dBW/kg

Plot 108#: LTE Band 7 1RB _Mid_ Head Right Cheek

DUT: Mobile Phone; Type: X602; Serial: CR221047343-SA-S1

Communication System: Generic FDD-LTE; Frequency: 2535 MHz;Duty Cycle: 1:1
Medium parameters used: f = 2535 MHz; σ = 1.852 S/m; ε_r = 38.736; ρ = 1000 kg/m^3
Phantom section: Right Section

DASY5 Configuration:

- Probe: EX3DV4 - SN7522; ConvF(7.22, 7.22, 7.22) @ 2535 MHz; Calibrated: 2022/5/6
- Sensor-Surface: 1.4mm (Mechanical Surface Detection)
- Electronics: DAE4 Sn1325; Calibrated: 2022/8/29
- Phantom: SAM 1; Type: QD000P40CC; Serial: TP:1412
- Measurement SW: DASY52, Version 52.10 (2); SEMCAD X Version 14.6.12 (7470)

Area Scan (81x151x1): Interpolated grid: dx=1.200 mm, dy=1.200 mm
Maximum value of SAR (interpolated) = 0.0712 W/kg

Zoom Scan (5x5x7)/Cube 0: Measurement grid: dx=8mm, dy=8mm, dz=5mm
Reference Value = 1.463 V/m; Power Drift = 0.19 dB
Peak SAR (extrapolated) = 0.0380 W/kg
SAR(1 g) = 0.021 W/kg; SAR(10 g) = 0.011 W/kg
Maximum value of SAR (measured) = 0.0299 W/kg



0 dB = 0.0299 W/kg = -15.24 dBW/kg

Plot 109#: LTE Band 7 50%RB _Mid_ Head Right Cheek

DUT: Mobile Phone; Type: X602; Serial: CR221047343-SA-S1

Communication System: Generic FDD-LTE; Frequency: 2535 MHz;Duty Cycle: 1:1
Medium parameters used: f = 2535 MHz; σ = 1.852 S/m; ε_r = 38.736; ρ = 1000 kg/m^3
Phantom section: Right Section

DASY5 Configuration:

- Probe: EX3DV4 - SN7522; ConvF(7.22, 7.22, 7.22) @ 2535 MHz; Calibrated: 2022/5/6
- Sensor-Surface: 1.4mm (Mechanical Surface Detection)
- Electronics: DAE4 Sn1325; Calibrated: 2022/8/29
- Phantom: SAM 1; Type: QD000P40CC; Serial: TP:1412
- Measurement SW: DASY52, Version 52.10 (2); SEMCAD X Version 14.6.12 (7470)

Area Scan (81x151x1): Interpolated grid: dx=1.200 mm, dy=1.200 mm
Maximum value of SAR (interpolated) = 0.0469 W/kg

Zoom Scan (5x5x7)/Cube 0: Measurement grid: dx=8mm, dy=8mm, dz=5mm
Reference Value = 1.003 V/m; Power Drift = 0.15 dB
Peak SAR (extrapolated) = 0.0340 W/kg
SAR(1 g) = 0.018 W/kg; SAR(10 g) = 0.012 W/kg
Maximum value of SAR (measured) = 0.0255 W/kg



0 dB = 0.0255 W/kg = -15.93 dBW/kg

Plot 110#: LTE Band 7 1RB _Mid_ Head Right Tilt

DUT: Mobile Phone; Type: X602; Serial: CR221047343-SA-S1

Communication System: Generic FDD-LTE; Frequency: 2535 MHz;Duty Cycle: 1:1
Medium parameters used: f = 2535 MHz; σ = 1.852 S/m; ε_r = 38.736; ρ = 1000 kg/m^3
Phantom section: Right Section

DASY5 Configuration:

- Probe: EX3DV4 - SN7522; ConvF(7.22, 7.22, 7.22) @ 2535 MHz; Calibrated: 2022/5/6
- Sensor-Surface: 1.4mm (Mechanical Surface Detection)
- Electronics: DAE4 Sn1325; Calibrated: 2022/8/29
- Phantom: SAM 1; Type: QD000P40CC; Serial: TP:1412
- Measurement SW: DASY52, Version 52.10 (2); SEMCAD X Version 14.6.12 (7470)

Area Scan (81x151x1): Interpolated grid: dx=1.200 mm, dy=1.200 mm
Maximum value of SAR (interpolated) = 0.0710 W/kg

Zoom Scan (5x5x7)/Cube 0: Measurement grid: dx=8mm, dy=8mm, dz=5mm
Reference Value = 4.616 V/m; Power Drift = -0.04 dB
Peak SAR (extrapolated) = 0.0920 W/kg
SAR(1 g) = 0.050 W/kg; SAR(10 g) = 0.028 W/kg
Maximum value of SAR (measured) = 0.0689 W/kg



0 dB = 0.0689 W/kg = -11.62 dBW/kg

Plot 111#: LTE Band 7 50%RB _Mid_ Head Right Tilt

DUT: Mobile Phone; Type: X602; Serial: CR221047343-SA-S1

Communication System: Generic FDD-LTE; Frequency: 2535 MHz;Duty Cycle: 1:1
Medium parameters used: f = 2535 MHz; σ = 1.852 S/m; ε_r = 38.736; ρ = 1000 kg/m^3
Phantom section: Right Section

DASY5 Configuration:

- Probe: EX3DV4 - SN7522; ConvF(7.22, 7.22, 7.22) @ 2535 MHz; Calibrated: 2022/5/6
- Sensor-Surface: 1.4mm (Mechanical Surface Detection)
- Electronics: DAE4 Sn1325; Calibrated: 2022/8/29
- Phantom: SAM 1; Type: QD000P40CC; Serial: TP:1412
- Measurement SW: DASY52, Version 52.10 (2); SEMCAD X Version 14.6.12 (7470)

Area Scan (81x121x1): Interpolated grid: dx=1.200 mm, dy=1.200 mm
Maximum value of SAR (interpolated) = 0.0575 W/kg

Zoom Scan (5x5x7)/Cube 0: Measurement grid: dx=8mm, dy=8mm, dz=5mm
Reference Value = 3.932 V/m; Power Drift = 0.15 dB
Peak SAR (extrapolated) = 0.0780 W/kg
SAR(1 g) = 0.042 W/kg; SAR(10 g) = 0.023 W/kg
Maximum value of SAR (measured) = 0.0567 W/kg



0 dB = 0.0567 W/kg = -12.46 dBW/kg

Plot 112#: LTE Band 7 1RB _Mid_ Body Front

DUT: Mobile Phone; Type: X602; Serial: CR221047343-SA-S1

Communication System: Generic FDD-LTE; Frequency: 2535 MHz;Duty Cycle: 1:1
Medium parameters used: f = 2535 MHz; σ = 1.852 S/m; ε_r = 38.736; ρ = 1000 kg/m^3
Phantom section: Flat Section

DASY5 Configuration:

- Probe: EX3DV4 - SN7522; ConvF(7.22, 7.22, 7.22) @ 2535 MHz; Calibrated: 2022/5/6
- Sensor-Surface: 1.4mm (Mechanical Surface Detection)
- Electronics: DAE4 Sn1325; Calibrated: 2022/8/29
- Phantom: SAM 1; Type: QD000P40CC; Serial: TP:1412
- Measurement SW: DASY52, Version 52.10 (2); SEMCAD X Version 14.6.12 (7470)

Area Scan (91x161x1): Interpolated grid: dx=1.200 mm, dy=1.200 mm
Maximum value of SAR (interpolated) = 0.224 W/kg

Zoom Scan (5x5x7)/Cube 0: Measurement grid: dx=8mm, dy=8mm, dz=5mm
Reference Value = 4.362 V/m; Power Drift = -0.07 dB
Peak SAR (extrapolated) = 0.277 W/kg
SAR(1 g) = 0.145 W/kg; SAR(10 g) = 0.081 W/kg
Maximum value of SAR (measured) = 0.226 W/kg

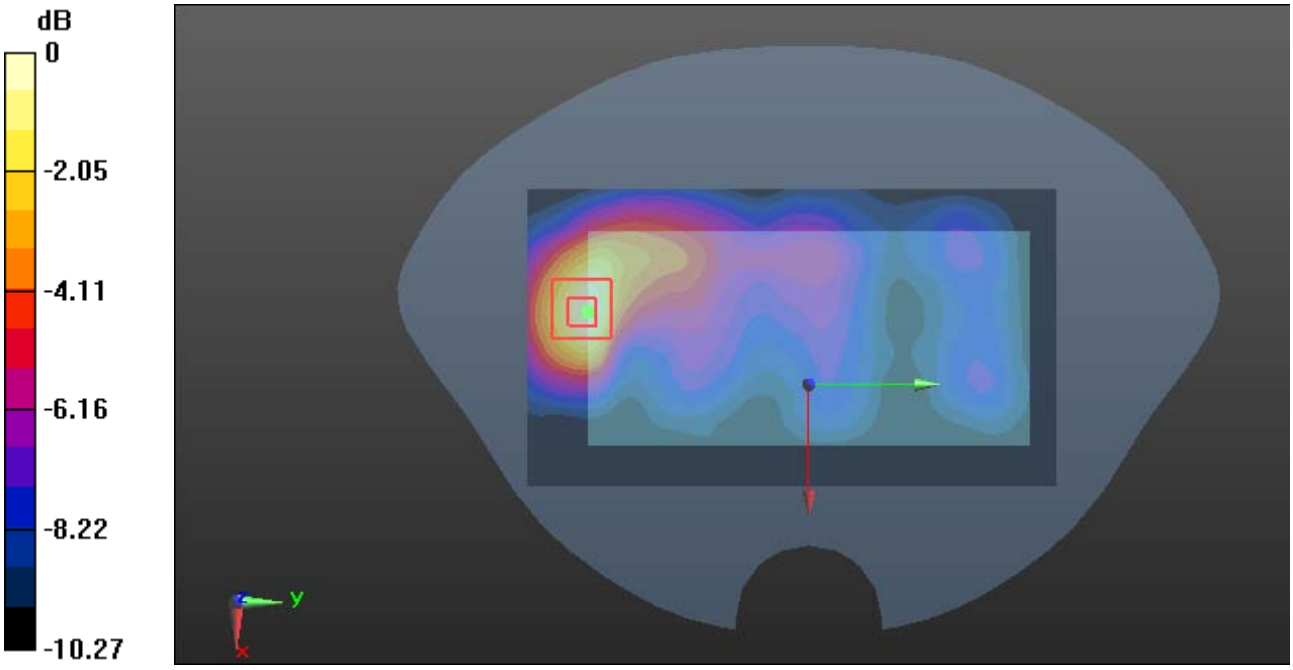

0 dB = 0.226 W/kg = -6.46 dBW/kg

Plot 113#: LTE Band 7 50%RB _Mid_ Body Front

DUT: Mobile Phone; Type: X602; Serial: CR221047343-SA-S1

Communication System: Generic FDD-LTE; Frequency: 2535 MHz;Duty Cycle: 1:1
Medium parameters used: f = 2535 MHz; σ = 1.852 S/m; ε_r = 38.736; ρ = 1000 kg/m^3
Phantom section: Flat Section

DASY5 Configuration:

- Probe: EX3DV4 - SN7522; ConvF(7.22, 7.22, 7.22) @ 2535 MHz; Calibrated: 2022/5/6
- Sensor-Surface: 1.4mm (Mechanical Surface Detection)
- Electronics: DAE4 Sn1325; Calibrated: 2022/8/29
- Phantom: SAM 1; Type: QD000P40CC; Serial: TP:1412
- Measurement SW: DASY52, Version 52.10 (2); SEMCAD X Version 14.6.12 (7470)

Area Scan (91x161x1): Interpolated grid: dx=1.200 mm, dy=1.200 mm
Maximum value of SAR (interpolated) = 0.185 W/kg

Zoom Scan (5x5x7)/Cube 0: Measurement grid: dx=8mm, dy=8mm, dz=5mm
Reference Value = 3.993 V/m; Power Drift = 0.17 dB
Peak SAR (extrapolated) = 0.223 W/kg
SAR(1 g) = 0.119 W/kg; SAR(10 g) = 0.070 W/kg
Maximum value of SAR (measured) = 0.181 W/kg

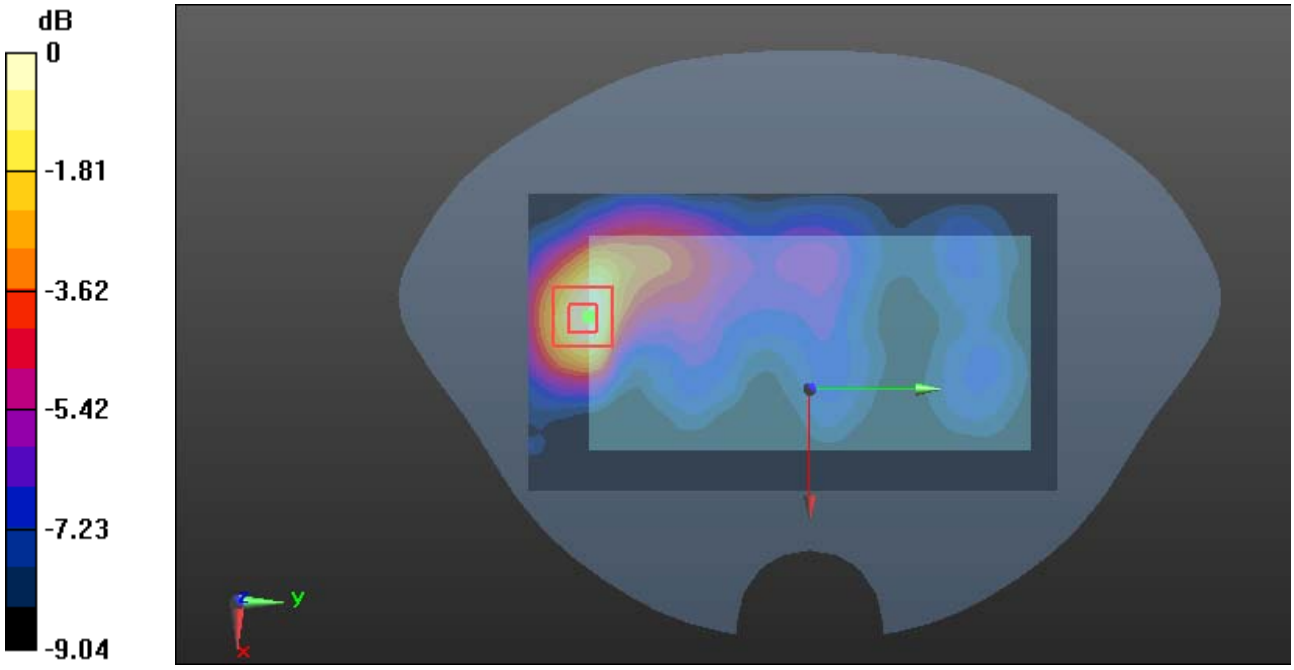

0 dB = 0.181 W/kg = -7.42 dBW/kg

Plot 114#: LTE Band 7 1RB _Mid_ Body Back

DUT: Mobile Phone; Type: X602; Serial: CR221047343-SA-S1

Communication System: Generic FDD-LTE; Frequency: 2535 MHz;Duty Cycle: 1:1
Medium parameters used: f = 2535 MHz; σ = 1.852 S/m; ε_r = 38.736; ρ = 1000 kg/m^3
Phantom section: Flat Section

DASY5 Configuration:

- Probe: EX3DV4 - SN7522; ConvF(7.22, 7.22, 7.22) @ 2535 MHz; Calibrated: 2022/5/6
- Sensor-Surface: 1.4mm (Mechanical Surface Detection)
- Electronics: DAE4 Sn1325; Calibrated: 2022/8/29
- Phantom: SAM 1; Type: QD000P40CC; Serial: TP:1412
- Measurement SW: DASY52, Version 52.10 (2); SEMCAD X Version 14.6.12 (7470)

Area Scan (91x151x1): Interpolated grid: dx=1.200 mm, dy=1.200 mm
Maximum value of SAR (interpolated) = 0.485 W/kg

Zoom Scan (5x5x7)/Cube 0: Measurement grid: dx=8mm, dy=8mm, dz=5mm
Reference Value = 3.758 V/m; Power Drift = -0.08 dB
Peak SAR (extrapolated) = 0.577 W/kg
SAR(1 g) = 0.287 W/kg; SAR(10 g) = 0.138 W/kg
Maximum value of SAR (measured) = 0.469 W/kg

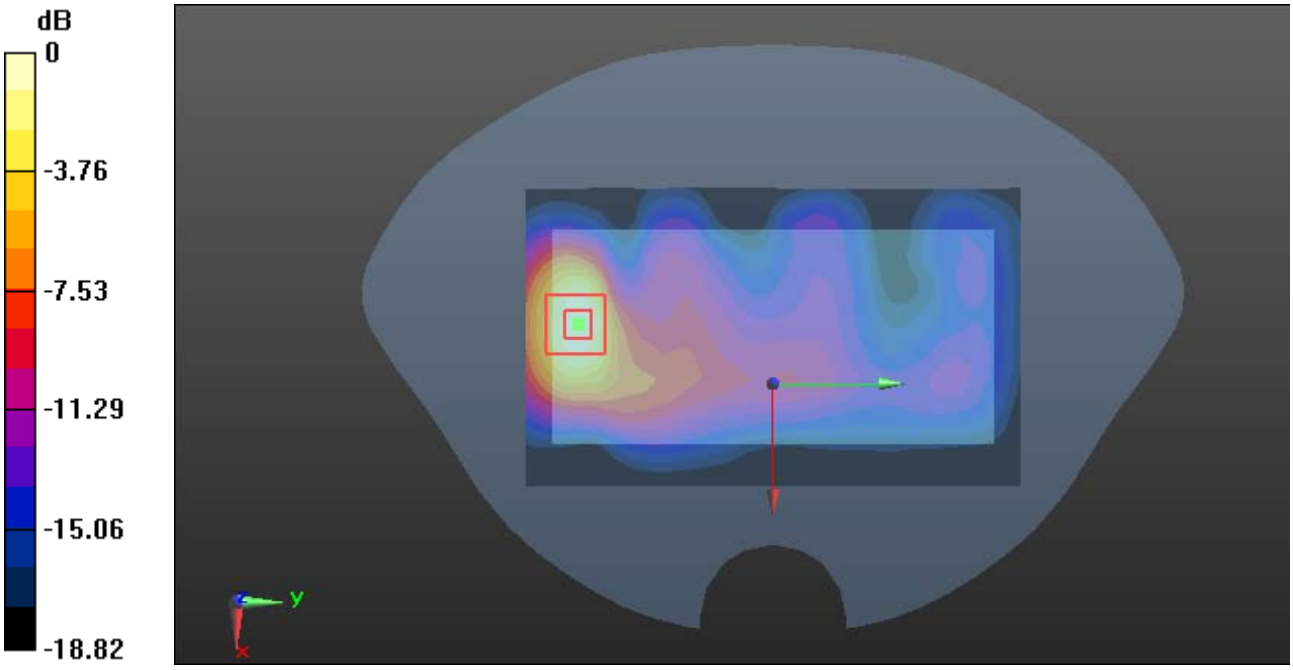

0 dB = 0.469 W/kg = -3.29 dBW/kg

Plot 115#: LTE Band 7 50%RB _Mid_ Body Back

DUT: Mobile Phone; Type: X602; Serial: CR221047343-SA-S1

Communication System: Generic FDD-LTE; Frequency: 2535 MHz;Duty Cycle: 1:1
Medium parameters used: f = 2535 MHz; σ = 1.852 S/m; ε_r = 38.736; ρ = 1000 kg/m^3
Phantom section: Flat Section

DASY5 Configuration:

- Probe: EX3DV4 - SN7522; ConvF(7.22, 7.22, 7.22) @ 2535 MHz; Calibrated: 2022/5/6
- Sensor-Surface: 1.4mm (Mechanical Surface Detection)
- Electronics: DAE4 Sn1325; Calibrated: 2022/8/29
- Phantom: SAM 1; Type: QD000P40CC; Serial: TP:1412
- Measurement SW: DASY52, Version 52.10 (2); SEMCAD X Version 14.6.12 (7470)

Area Scan (91x161x1): Interpolated grid: dx=1.200 mm, dy=1.200 mm
Maximum value of SAR (interpolated) = 0.386 W/kg

Zoom Scan (5x5x7)/Cube 0: Measurement grid: dx=8mm, dy=8mm, dz=5mm
Reference Value = 3.529 V/m; Power Drift = -0.14 dB
Peak SAR (extrapolated) = 0.465 W/kg
SAR(1 g) = 0.236 W/kg; SAR(10 g) = 0.114 W/kg
Maximum value of SAR (measured) = 0.378 W/kg

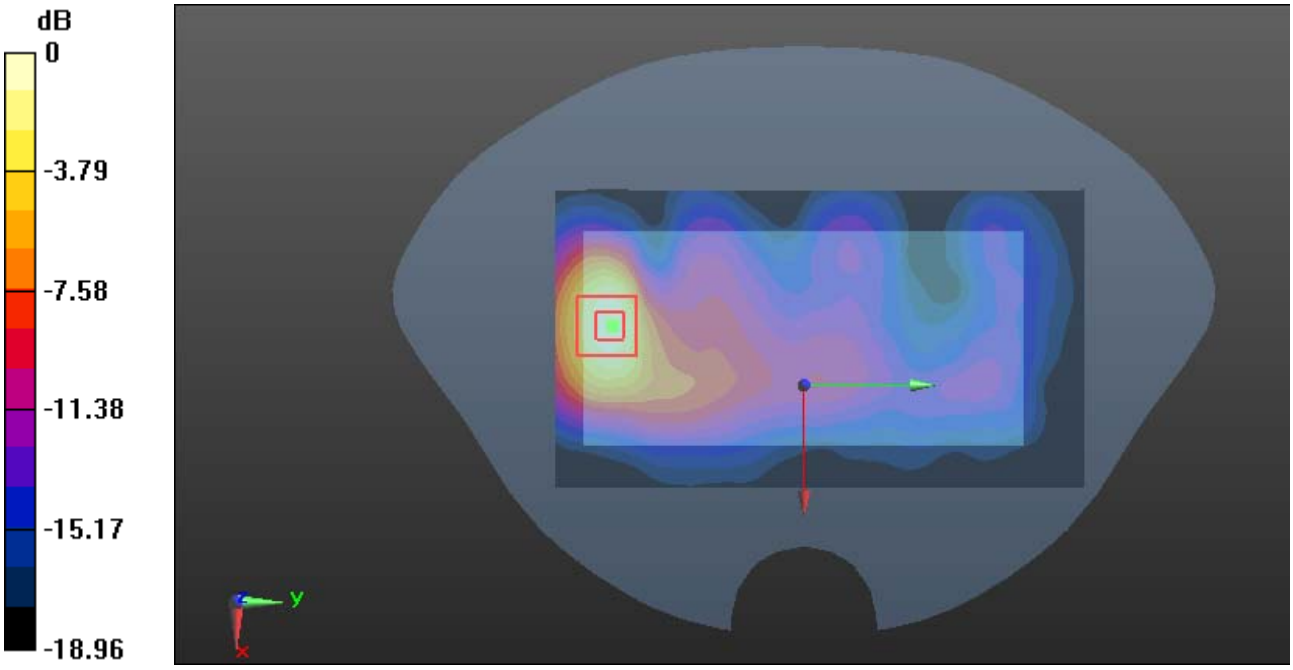

0 dB = 0.378 W/kg = -4.23 dBW/kg

Plot 116#: LTE Band 7 1RB _Mid_ Body Left

DUT: Mobile Phone; Type: X602; Serial: CR221047343-SA-S1

Communication System: Generic FDD-LTE; Frequency: 2535 MHz;Duty Cycle: 1:1
Medium parameters used: f = 2535 MHz; σ = 1.852 S/m; ε_r = 38.736; ρ = 1000 kg/m^3
Phantom section: Flat Section

DASY5 Configuration:

- Probe: EX3DV4 - SN7522; ConvF(7.22, 7.22, 7.22) @ 2535 MHz; Calibrated: 2022/5/6
- Sensor-Surface: 1.4mm (Mechanical Surface Detection)
- Electronics: DAE4 Sn1325; Calibrated: 2022/8/29
- Phantom: SAM 1; Type: QD000P40CC; Serial: TP:1412
- Measurement SW: DASY52, Version 52.10 (2); SEMCAD X Version 14.6.12 (7470)

Area Scan (51x151x1): Interpolated grid: dx=1.200 mm, dy=1.200 mm
Maximum value of SAR (interpolated) = 0.109 W/kg

Zoom Scan (5x5x7)/Cube 0: Measurement grid: dx=8mm, dy=8mm, dz=5mm
Reference Value = 5.242 V/m; Power Drift = -0.02 dB
Peak SAR (extrapolated) = 0.128 W/kg
SAR(1 g) = 0.069 W/kg; SAR(10 g) = 0.037 W/kg
Maximum value of SAR (measured) = 0.106 W/kg

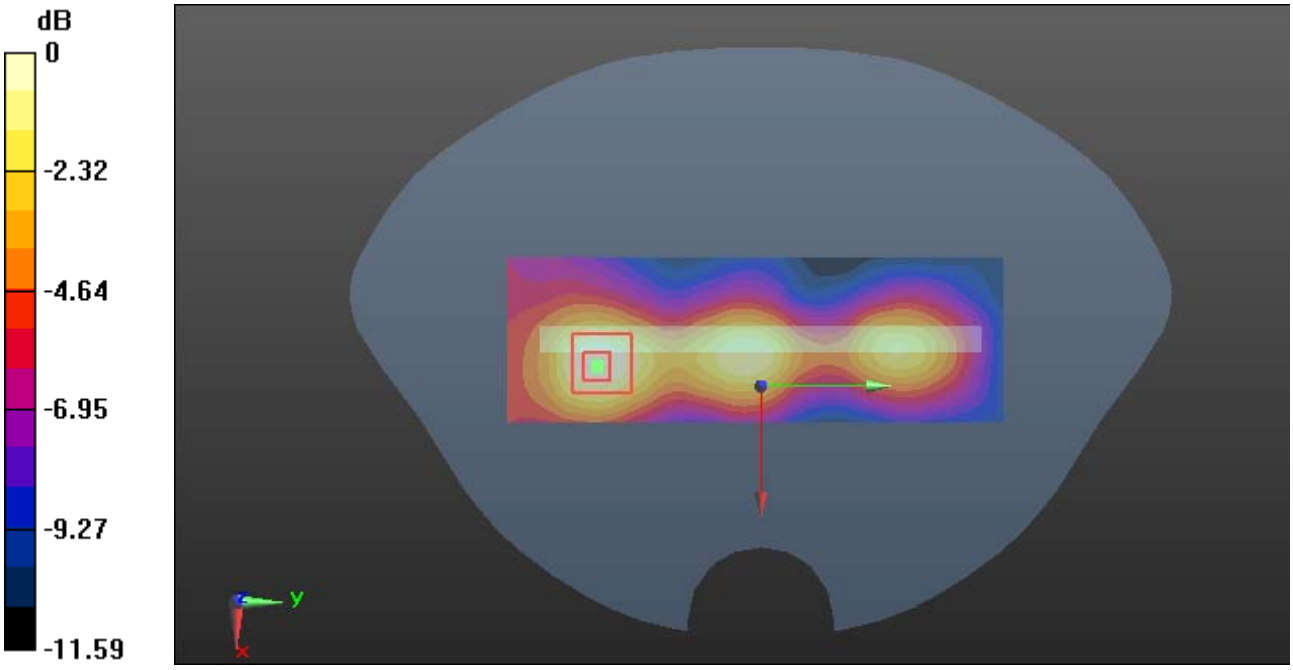

0 dB = 0.106 W/kg = -9.75 dBW/kg

Plot 117#: LTE Band 7 50%RB _Mid_ Body Left

DUT: Mobile Phone; Type: X602; Serial: CR221047343-SA-S1

Communication System: Generic FDD-LTE; Frequency: 2535 MHz;Duty Cycle: 1:1
Medium parameters used: f = 2535 MHz; σ = 1.852 S/m; ε_r = 38.736; ρ = 1000 kg/m^3
Phantom section: Flat Section

DASY5 Configuration:

- Probe: EX3DV4 - SN7522; ConvF(7.22, 7.22, 7.22) @ 2535 MHz; Calibrated: 2022/5/6
- Sensor-Surface: 1.4mm (Mechanical Surface Detection)
- Electronics: DAE4 Sn1325; Calibrated: 2022/8/29
- Phantom: SAM 1; Type: QD000P40CC; Serial: TP:1412
- Measurement SW: DASY52, Version 52.10 (2); SEMCAD X Version 14.6.12 (7470)

Area Scan (51x151x1): Interpolated grid: dx=1.200 mm, dy=1.200 mm
Maximum value of SAR (interpolated) = 0.0910 W/kg

Zoom Scan (5x5x7)/Cube 0: Measurement grid: dx=8mm, dy=8mm, dz=5mm
Reference Value = 4.842 V/m; Power Drift = -0.12 dB
Peak SAR (extrapolated) = 0.107 W/kg
SAR(1 g) = 0.058 W/kg; SAR(10 g) = 0.032 W/kg
Maximum value of SAR (measured) = 0.0880 W/kg

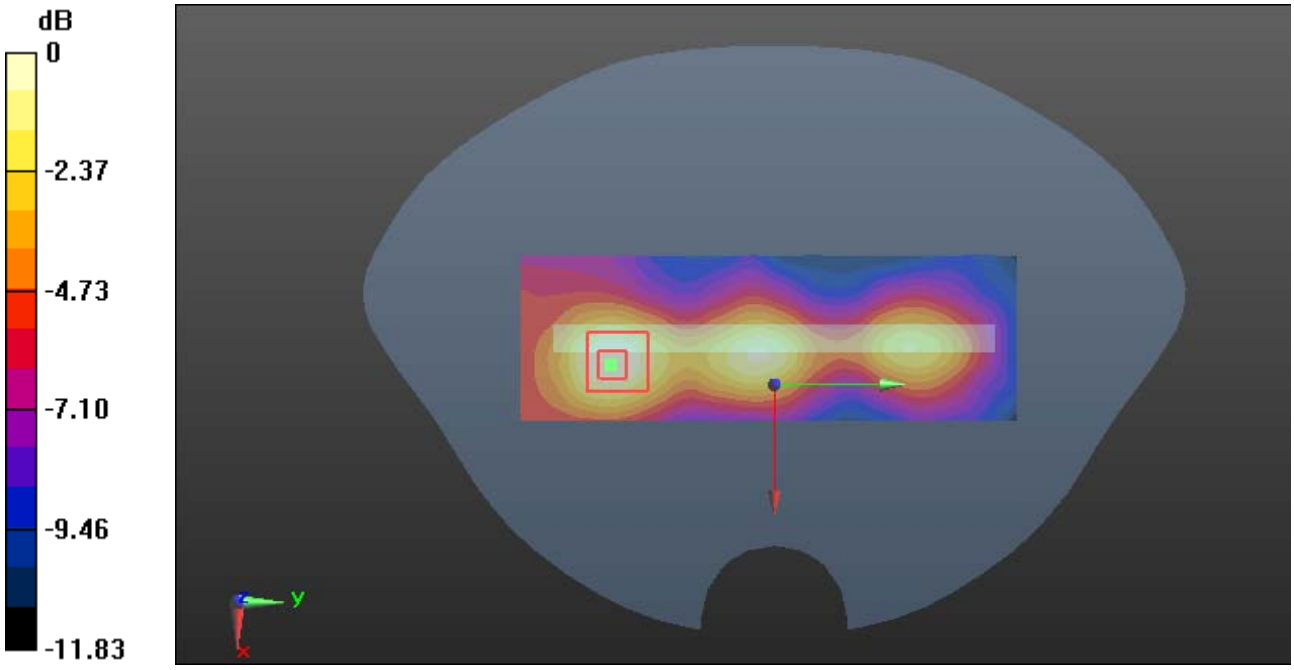

0 dB = 0.0880 W/kg = -10.56 dBW/kg

Plot 118#: LTE Band 7 1RB _Mid_ Body Right

DUT: Mobile Phone; Type: X602; Serial: CR221047343-SA-S1

Communication System: Generic FDD-LTE; Frequency: 2535 MHz;Duty Cycle: 1:1
Medium parameters used: f = 2535 MHz; σ = 1.852 S/m; ε_r = 38.736; ρ = 1000 kg/m^3
Phantom section: Flat Section

DASY5 Configuration:

- Probe: EX3DV4 - SN7522; ConvF(7.22, 7.22, 7.22) @ 2535 MHz; Calibrated: 2022/5/6
- Sensor-Surface: 1.4mm (Mechanical Surface Detection)
- Electronics: DAE4 Sn1325; Calibrated: 2022/8/29
- Phantom: SAM 1; Type: QD000P40CC; Serial: TP:1412
- Measurement SW: DASY52, Version 52.10 (2); SEMCAD X Version 14.6.12 (7470)

Area Scan (51x151x1): Interpolated grid: dx=1.200 mm, dy=1.200 mm
Maximum value of SAR (interpolated) = 0.121 W/kg

Zoom Scan (5x5x7)/Cube 0: Measurement grid: dx=8mm, dy=8mm, dz=5mm
Reference Value = 5.535 V/m; Power Drift = -0.13 dB
Peak SAR (extrapolated) = 0.148 W/kg
SAR(1 g) = 0.076 W/kg; SAR(10 g) = 0.040 W/kg
Maximum value of SAR (measured) = 0.120 W/kg

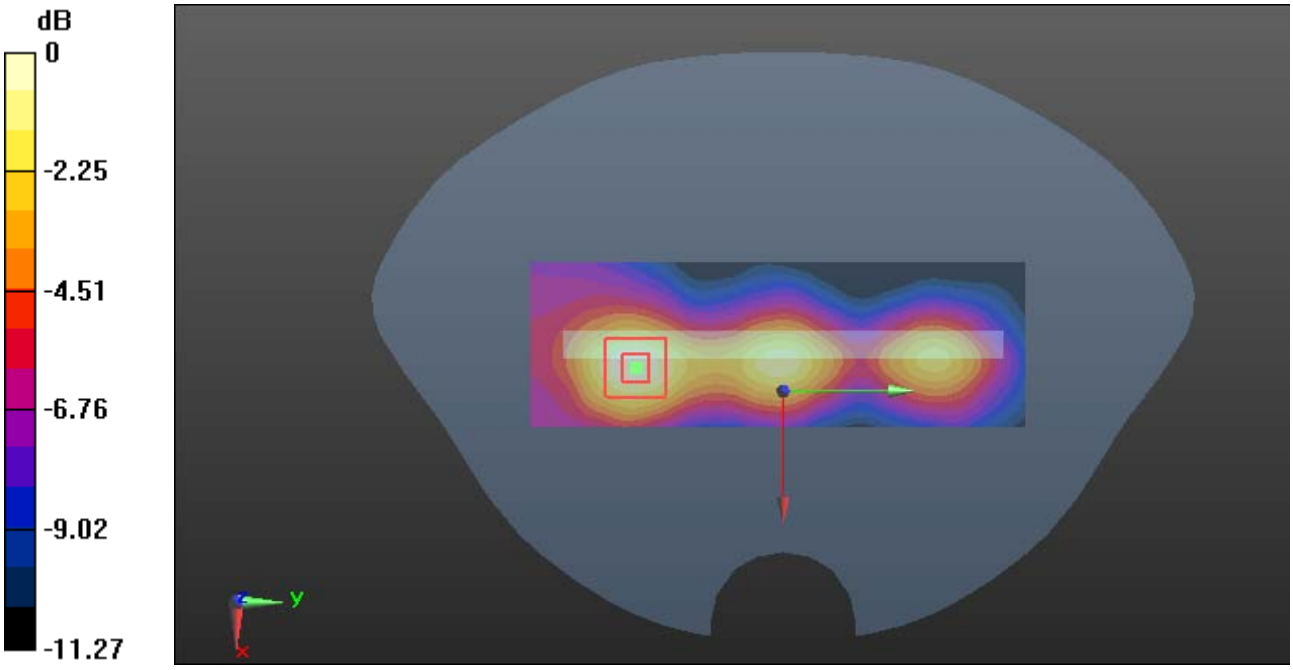

0 dB = 0.120 W/kg = -9.21 dBW/kg

Plot 119#: LTE Band 7 50%RB _Mid_ Body Right

DUT: Mobile Phone; Type: X602; Serial: CR221047343-SA-S1

Communication System: Generic FDD-LTE; Frequency: 2535 MHz;Duty Cycle: 1:1
Medium parameters used: f = 2535 MHz; σ = 1.852 S/m; ε_r = 38.736; ρ = 1000 kg/m^3
Phantom section: Flat Section

DASY5 Configuration:

- Probe: EX3DV4 - SN7522; ConvF(7.22, 7.22, 7.22) @ 2535 MHz; Calibrated: 2022/5/6
- Sensor-Surface: 1.4mm (Mechanical Surface Detection)
- Electronics: DAE4 Sn1325; Calibrated: 2022/8/29
- Phantom: SAM 1; Type: QD000P40CC; Serial: TP:1412
- Measurement SW: DASY52, Version 52.10 (2); SEMCAD X Version 14.6.12 (7470)

Area Scan (51x151x1): Interpolated grid: dx=1.200 mm, dy=1.200 mm
Maximum value of SAR (interpolated) = 0.0922 W/kg

Zoom Scan (5x5x7)/Cube 0: Measurement grid: dx=8mm, dy=8mm, dz=5mm
Reference Value = 4.465 V/m; Power Drift = 0.11 dB
Peak SAR (extrapolated) = 0.111 W/kg
SAR(1 g) = 0.060 W/kg; SAR(10 g) = 0.031 W/kg
Maximum value of SAR (measured) = 0.0914 W/kg

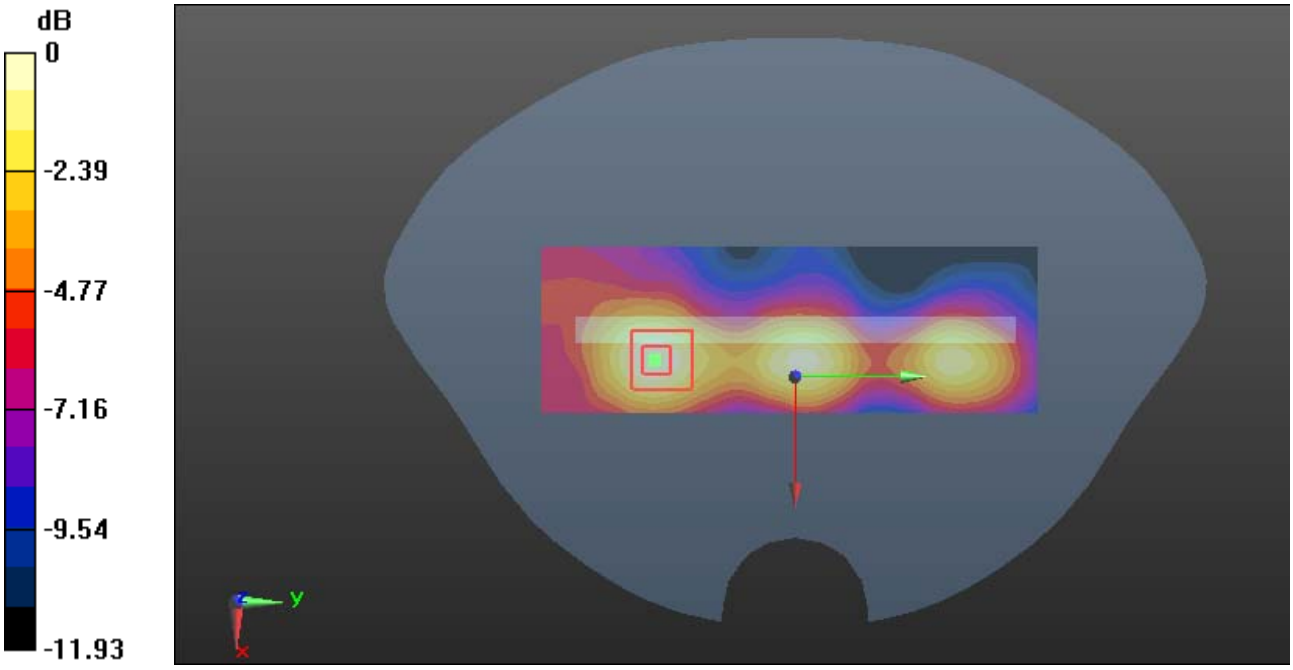

0 dB = 0.0914 W/kg = -10.39 dBW/kg

Plot 130#: LTE Band 7 1RB _Mid_ Body Bottom

DUT: Mobile Phone; Type: X602; Serial: CR221047343-SA-S1

Communication System: Generic FDD-LTE; Frequency: 2535 MHz;Duty Cycle: 1:1
Medium parameters used: f = 2535 MHz; σ = 1.852 S/m; ε_r = 38.736; ρ = 1000 kg/m^3
Phantom section: Flat Section

DASY5 Configuration:

- Probe: EX3DV4 - SN7522; ConvF(7.22, 7.22, 7.22) @ 2535 MHz; Calibrated: 2022/5/6
- Sensor-Surface: 1.4mm (Mechanical Surface Detection)
- Electronics: DAE4 Sn1325; Calibrated: 2022/8/29
- Phantom: SAM 1; Type: QD000P40CC; Serial: TP:1412
- Measurement SW: DASY52, Version 52.10 (2); SEMCAD X Version 14.6.12 (7470)

Area Scan (51x91x1): Interpolated grid: dx=1.200 mm, dy=1.200 mm
Maximum value of SAR (interpolated) = 0.875 W/kg

Zoom Scan (5x5x7)/Cube 0: Measurement grid: dx=8mm, dy=8mm, dz=5mm
Reference Value = 13.68 V/m; Power Drift = -0.14 dB
Peak SAR (extrapolated) = 0.984 W/kg
SAR(1 g) = 0.488 W/kg; SAR(10 g) = 0.232 W/kg
Maximum value of SAR (measured) = 0.800 W/kg

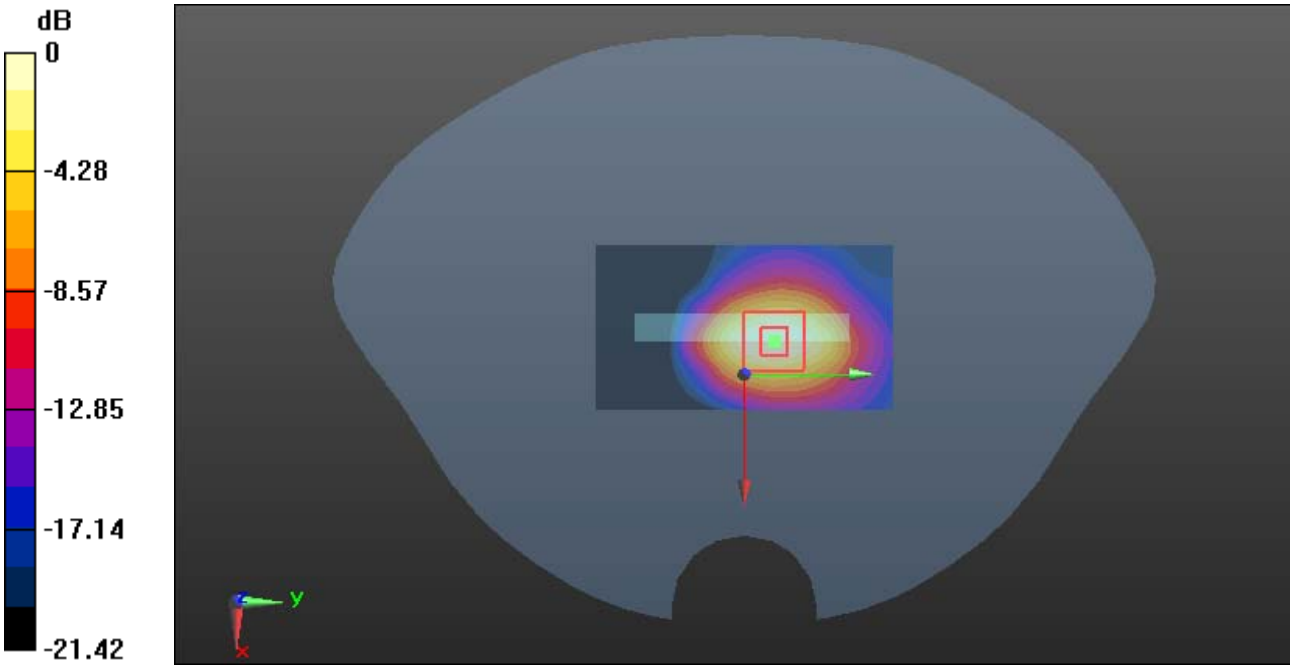

0 dB = 0.800 W/kg = -0.97 dBW/kg

Plot 131#: LTE Band 7 50%RB _Mid_ Body Bottom

DUT: Mobile Phone; Type: X602; Serial: CR221047343-SA-S1

Communication System: Generic FDD-LTE; Frequency: 2535 MHz;Duty Cycle: 1:1
Medium parameters used: f = 2535 MHz; σ = 1.852 S/m; ε_r = 38.736; ρ = 1000 kg/m^3
Phantom section: Flat Section

DASY5 Configuration:

- Probe: EX3DV4 - SN7522; ConvF(7.22, 7.22, 7.22) @ 2535 MHz; Calibrated: 2022/5/6
- Sensor-Surface: 1.4mm (Mechanical Surface Detection)
- Electronics: DAE4 Sn1325; Calibrated: 2022/8/29
- Phantom: SAM 1; Type: QD000P40CC; Serial: TP:1412
- Measurement SW: DASY52, Version 52.10 (2); SEMCAD X Version 14.6.12 (7470)

Area Scan (51x91x1): Interpolated grid: dx=1.200 mm, dy=1.200 mm
Maximum value of SAR (interpolated) = 0.713 W/kg

Zoom Scan (5x5x7)/Cube 0: Measurement grid: dx=8mm, dy=8mm, dz=5mm
Reference Value = 12.27 V/m; Power Drift = 0.05 dB
Peak SAR (extrapolated) = 0.847 W/kg
SAR(1 g) = 0.419 W/kg; SAR(10 g) = 0.200 W/kg
Maximum value of SAR (measured) = 0.688 W/kg

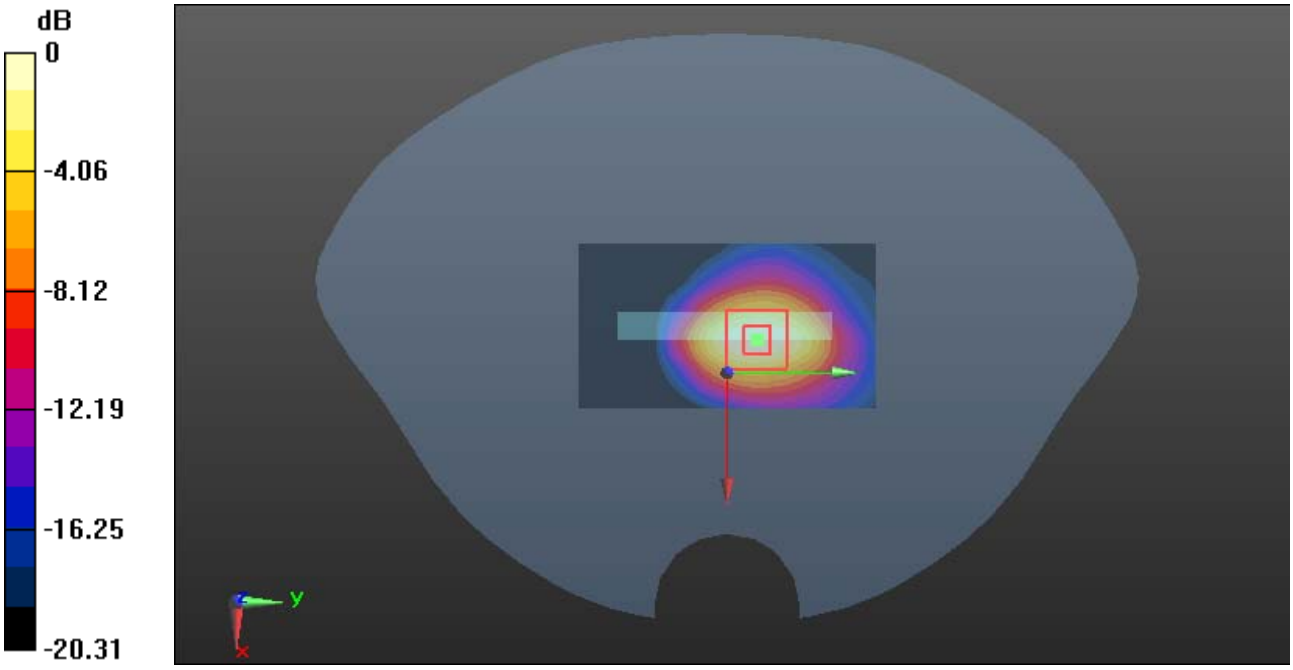

0 dB = 0.688 W/kg = -1.62 dBW/kg

Plot 122#: LTE Band 26 1RB _Mid_ Head Left Cheek

DUT: Mobile Phone; Type: X602; Serial: CR221047343-SA-S1

Communication System: Generic FDD-LTE; Frequency: 831.5 MHz;Duty Cycle: 1:1
Medium parameters used (interpolated): f = 831.5 MHz; σ = 0.898 S/m; ε_r = 41.579; ρ = 1000 kg/m^3
Phantom section: Left Section

DASY5 Configuration:

- Probe: EX3DV4 - SN7522; ConvF(9.7, 9.7, 9.7) @ 831.5 MHz; Calibrated: 2022/5/6
- Sensor-Surface: 1.4mm (Mechanical Surface Detection)
- Electronics: DAE4 Sn1325; Calibrated: 2022/8/29
- Phantom: SAM 1; Type: QD000P40CC; Serial: TP:1412
- Measurement SW: DASY52, Version 52.10 (2); SEMCAD X Version 14.6.12 (7470)

Area Scan (61x101x1): Interpolated grid: dx=1.500 mm, dy=1.500 mm
Maximum value of SAR (interpolated) = 0.406 W/kg

Zoom Scan (5x5x7)/Cube 0: Measurement grid: dx=8mm, dy=8mm, dz=5mm
Reference Value = 8.153 V/m; Power Drift = -0.17 dB
Peak SAR (extrapolated) = 0.428 W/kg
SAR(1 g) = 0.331 W/kg; SAR(10 g) = 0.255 W/kg
Maximum value of SAR (measured) = 0.395 W/kg



0 dB = 0.395 W/kg = -4.03 dBW/kg

Plot 123#: LTE Band 26 50%RB _Mid_ Head Left Cheek

DUT: Mobile Phone; Type: X602; Serial: CR221047343-SA-S1

Communication System: Generic FDD-LTE; Frequency: 831.5 MHz;Duty Cycle: 1:1
Medium parameters used (interpolated): f = 831.5 MHz; σ = 0.898 S/m; ε_r = 41.579; ρ = 1000 kg/m^3
Phantom section: Left Section

DASY5 Configuration:

- Probe: EX3DV4 - SN7522; ConvF(9.7, 9.7, 9.7) @ 831.5 MHz; Calibrated: 2022/5/6
- Sensor-Surface: 1.4mm (Mechanical Surface Detection)
- Electronics: DAE4 Sn1325; Calibrated: 2022/8/29
- Phantom: SAM 1; Type: QD000P40CC; Serial: TP:1412
- Measurement SW: DASY52, Version 52.10 (2); SEMCAD X Version 14.6.12 (7470)

Area Scan (61x101x1): Interpolated grid: dx=1.500 mm, dy=1.500 mm
Maximum value of SAR (interpolated) = 0.318 W/kg

Zoom Scan (5x5x7)/Cube 0: Measurement grid: dx=8mm, dy=8mm, dz=5mm
Reference Value = 7.081 V/m; Power Drift = 0.16 dB
Peak SAR (extrapolated) = 0.341 W/kg
SAR(1 g) = 0.260 W/kg; SAR(10 g) = 0.201 W/kg
Maximum value of SAR (measured) = 0.313 W/kg

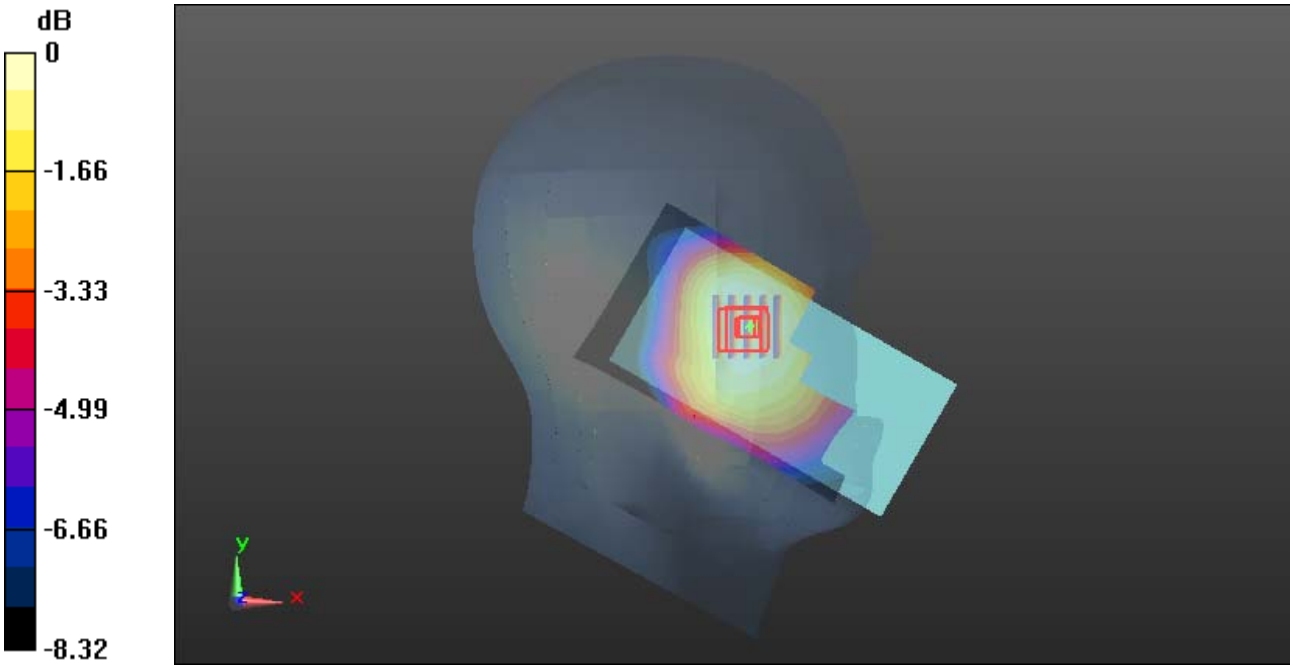

0 dB = 0.313 W/kg = -5.04 dBW/kg

Plot 124#: LTE Band 26 1RB _Mid_ Head Left Tilt

DUT: Mobile Phone; Type: X602; Serial: CR221047343-SA-S1

Communication System: Generic FDD-LTE; Frequency: 831.5 MHz;Duty Cycle: 1:1
Medium parameters used (interpolated): f = 831.5 MHz; σ = 0.898 S/m; ε_r = 41.579; ρ = 1000 kg/m^3
Phantom section: Left Section

DASY5 Configuration:

- Probe: EX3DV4 - SN7522; ConvF(9.7, 9.7, 9.7) @ 831.5 MHz; Calibrated: 2022/5/6
- Sensor-Surface: 1.4mm (Mechanical Surface Detection)
- Electronics: DAE4 Sn1325; Calibrated: 2022/8/29
- Phantom: SAM 1; Type: QD000P40CC; Serial: TP:1412
- Measurement SW: DASY52, Version 52.10 (2); SEMCAD X Version 14.6.12 (7470)

Area Scan (61x101x1): Interpolated grid: dx=1.500 mm, dy=1.500 mm
Maximum value of SAR (interpolated) = 0.169 W/kg

Zoom Scan (5x5x7)/Cube 0: Measurement grid: dx=8mm, dy=8mm, dz=5mm
Reference Value = 10.53 V/m; Power Drift = 0.01 dB
Peak SAR (extrapolated) = 0.190 W/kg
SAR(1 g) = 0.140 W/kg; SAR(10 g) = 0.108 W/kg
Maximum value of SAR (measured) = 0.173 W/kg



0 dB = 0.173 W/kg = -7.62 dBW/kg

Plot 125#: LTE Band 26 50%RB _Mid_ Head Left Tilt

DUT: Mobile Phone; Type: X602; Serial: CR221047343-SA-S1

Communication System: Generic FDD-LTE; Frequency: 831.5 MHz;Duty Cycle: 1:1
Medium parameters used (interpolated): f = 831.5 MHz; σ = 0.898 S/m; ε_r = 41.579; ρ = 1000 kg/m^3
Phantom section: Left Section

DASY5 Configuration:

- Probe: EX3DV4 - SN7522; ConvF(9.7, 9.7, 9.7) @ 831.5 MHz; Calibrated: 2022/5/6
- Sensor-Surface: 1.4mm (Mechanical Surface Detection)
- Electronics: DAE4 Sn1325; Calibrated: 2022/8/29
- Phantom: SAM 1; Type: QD000P40CC; Serial: TP:1412
- Measurement SW: DASY52, Version 52.10 (2); SEMCAD X Version 14.6.12 (7470)

Area Scan (61x101x1): Interpolated grid: dx=1.500 mm, dy=1.500 mm
Maximum value of SAR (interpolated) = 0.132 W/kg

Zoom Scan (5x5x7)/Cube 0: Measurement grid: dx=8mm, dy=8mm, dz=5mm
Reference Value = 9.429 V/m; Power Drift = 0.20 dB
Peak SAR (extrapolated) = 0.146 W/kg
SAR(1 g) = 0.109 W/kg; SAR(10 g) = 0.084 W/kg
Maximum value of SAR (measured) = 0.133 W/kg



0 dB = 0.133 W/kg = -8.76 dBW/kg

Plot 126#: LTE Band 26 1RB _Mid_ Head Right Cheek

DUT: Mobile Phone; Type: X602; Serial: CR221047343-SA-S1

Communication System: Generic FDD-LTE; Frequency: 831.5 MHz;Duty Cycle: 1:1
Medium parameters used (interpolated): f = 831.5 MHz; σ = 0.898 S/m; ε_r = 41.579; ρ = 1000 kg/m^3
Phantom section: Right Section

DASY5 Configuration:

- Probe: EX3DV4 - SN7522; ConvF(9.7, 9.7, 9.7) @ 831.5 MHz; Calibrated: 2022/5/6
- Sensor-Surface: 1.4mm (Mechanical Surface Detection)
- Electronics: DAE4 Sn1325; Calibrated: 2022/8/29
- Phantom: SAM 1; Type: QD000P40CC; Serial: TP:1412
- Measurement SW: DASY52, Version 52.10 (2); SEMCAD X Version 14.6.12 (7470)

Area Scan (61x101x1): Interpolated grid: dx=1.500 mm, dy=1.500 mm
Maximum value of SAR (interpolated) = 0.451 W/kg

Zoom Scan (5x5x7)/Cube 0: Measurement grid: dx=8mm, dy=8mm, dz=5mm
Reference Value = 3.805 V/m; Power Drift = 0.12 dB
Peak SAR (extrapolated) = 0.541 W/kg
SAR(1 g) = 0.362 W/kg; SAR(10 g) = 0.272 W/kg
Maximum value of SAR (measured) = 0.481 W/kg



0 dB = 0.481 W/kg = -3.18 dBW/kg

Plot 127#: LTE Band 26 50%RB _Mid_ Head Right Cheek

DUT: Mobile Phone; Type: X602; Serial: CR221047343-SA-S1

Communication System: Generic FDD-LTE; Frequency: 831.5 MHz;Duty Cycle: 1:1
Medium parameters used (interpolated): f = 831.5 MHz; σ = 0.898 S/m; ε_r = 41.579; ρ = 1000 kg/m^3
Phantom section: Right Section

DASY5 Configuration:

- Probe: EX3DV4 - SN7522; ConvF(9.7, 9.7, 9.7) @ 831.5 MHz; Calibrated: 2022/5/6
- Sensor-Surface: 1.4mm (Mechanical Surface Detection)
- Electronics: DAE4 Sn1325; Calibrated: 2022/8/29
- Phantom: SAM 1; Type: QD000P40CC; Serial: TP:1412
- Measurement SW: DASY52, Version 52.10 (2); SEMCAD X Version 14.6.12 (7470)

Area Scan (61x101x1): Interpolated grid: dx=1.500 mm, dy=1.500 mm
Maximum value of SAR (interpolated) = 0.358 W/kg

Zoom Scan (5x5x7)/Cube 0: Measurement grid: dx=8mm, dy=8mm, dz=5mm
Reference Value = 3.211 V/m; Power Drift = 0.20 dB
Peak SAR (extrapolated) = 0.393 W/kg
SAR(1 g) = 0.292 W/kg; SAR(10 g) = 0.219 W/kg
Maximum value of SAR (measured) = 0.356 W/kg



0 dB = 0.356 W/kg = -4.49 dBW/kg

Plot 128#: LTE Band 26 1RB _Mid_ Head Right Tilt

DUT: Mobile Phone; Type: X602; Serial: CR221047343-SA-S1

Communication System: Generic FDD-LTE; Frequency: 831.5 MHz;Duty Cycle: 1:1
Medium parameters used (interpolated): f = 831.5 MHz; σ = 0.898 S/m; ε_r = 41.579; ρ = 1000 kg/m^3
Phantom section: Right Section

DASY5 Configuration:

- Probe: EX3DV4 - SN7522; ConvF(9.7, 9.7, 9.7) @ 831.5 MHz; Calibrated: 2022/5/6
- Sensor-Surface: 1.4mm (Mechanical Surface Detection)
- Electronics: DAE4 Sn1325; Calibrated: 2022/8/29
- Phantom: SAM 1; Type: QD000P40CC; Serial: TP:1412
- Measurement SW: DASY52, Version 52.10 (2); SEMCAD X Version 14.6.12 (7470)

Area Scan (61x101x1): Interpolated grid: dx=1.500 mm, dy=1.500 mm
Maximum value of SAR (interpolated) = 0.224 W/kg

Zoom Scan (5x5x7)/Cube 0: Measurement grid: dx=8mm, dy=8mm, dz=5mm
Reference Value = 7.989 V/m; Power Drift = 0.02 dB
Peak SAR (extrapolated) = 0.230 W/kg
SAR(1 g) = 0.165 W/kg; SAR(10 g) = 0.127 W/kg
Maximum value of SAR (measured) = 0.205 W/kg



0 dB = 0.205 W/kg = -6.88 dBW/kg

Plot 129#: LTE Band 26 50%RB _Mid_ Head Right Tilt

DUT: Mobile Phone; Type: X602; Serial: CR221047343-SA-S1

Communication System: Generic FDD-LTE; Frequency: 831.5 MHz;Duty Cycle: 1:1
Medium parameters used (interpolated): f = 831.5 MHz; σ = 0.898 S/m; ε_r = 41.579; ρ = 1000 kg/m^3
Phantom section: Right Section

DASY5 Configuration:

- Probe: EX3DV4 - SN7522; ConvF(9.7, 9.7, 9.7) @ 831.5 MHz; Calibrated: 2022/5/6
- Sensor-Surface: 1.4mm (Mechanical Surface Detection)
- Electronics: DAE4 Sn1325; Calibrated: 2022/8/29
- Phantom: SAM 1; Type: QD000P40CC; Serial: TP:1412
- Measurement SW: DASY52, Version 52.10 (2); SEMCAD X Version 14.6.12 (7470)

Area Scan (61x101x1): Interpolated grid: dx=1.500 mm, dy=1.500 mm
Maximum value of SAR (interpolated) = 0.160 W/kg

Zoom Scan (5x5x7)/Cube 0: Measurement grid: dx=8mm, dy=8mm, dz=5mm
Reference Value = 6.355 V/m; Power Drift = 0.20 dB
Peak SAR (extrapolated) = 0.179 W/kg
SAR(1 g) = 0.131 W/kg; SAR(10 g) = 0.099 W/kg
Maximum value of SAR (measured) = 0.160 W/kg



0 dB = 0.160 W/kg = -7.96 dBW/kg

Plot 130#: LTE Band 26 1RB _Mid_ Body Front

DUT: Mobile Phone; Type: X602; Serial: CR221047343-SA-S1

Communication System: Generic FDD-LTE; Frequency: 831.5 MHz;Duty Cycle: 1:1
Medium parameters used (interpolated): f = 831.5 MHz; σ = 0.898 S/m; ε_r = 41.579; ρ = 1000 kg/m^3
Phantom section: Flat Section

DASY5 Configuration:

- Probe: EX3DV4 - SN7522; ConvF(9.7, 9.7, 9.7) @ 831.5 MHz; Calibrated: 2022/5/6
- Sensor-Surface: 1.4mm (Mechanical Surface Detection)
- Electronics: DAE4 Sn1325; Calibrated: 2022/8/29
- Phantom: SAM 1; Type: QD000P40CC; Serial: TP:1412
- Measurement SW: DASY52, Version 52.10 (2); SEMCAD X Version 14.6.12 (7470)

Area Scan (71x141x1): Interpolated grid: dx=1.500 mm, dy=1.500 mm
Maximum value of SAR (interpolated) = 0.523 W/kg

Zoom Scan (5x5x7)/Cube 0: Measurement grid: dx=8mm, dy=8mm, dz=5mm
Reference Value = 18.91 V/m; Power Drift = 0.01 dB
Peak SAR (extrapolated) = 0.604 W/kg
SAR(1 g) = 0.351 W/kg; SAR(10 g) = 0.226 W/kg
Maximum value of SAR (measured) = 0.505 W/kg

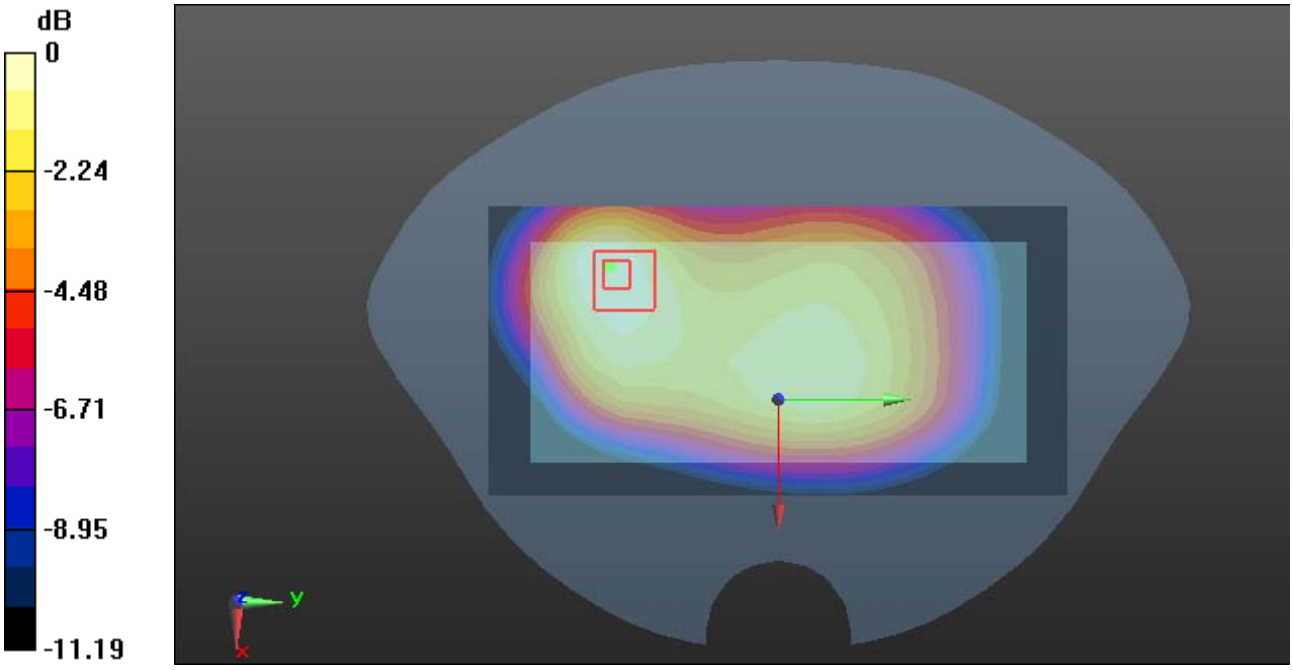

0 dB = 0.505 W/kg = -2.97 dBW/kg

Plot 131#: LTE Band 26 50%RB _Mid_ Body Front

DUT: Mobile Phone; Type: X602; Serial: CR221047343-SA-S1

Communication System: Generic FDD-LTE; Frequency: 831.5 MHz;Duty Cycle: 1:1
Medium parameters used (interpolated): f = 831.5 MHz; σ = 0.898 S/m; ε_r = 41.579; ρ = 1000 kg/m^3
Phantom section: Flat Section

DASY5 Configuration:

- Probe: EX3DV4 - SN7522; ConvF(9.7, 9.7, 9.7) @ 831.5 MHz; Calibrated: 2022/5/6
- Sensor-Surface: 1.4mm (Mechanical Surface Detection)
- Electronics: DAE4 Sn1325; Calibrated: 2022/8/29
- Phantom: SAM 1; Type: QD000P40CC; Serial: TP:1412
- Measurement SW: DASY52, Version 52.10 (2); SEMCAD X Version 14.6.12 (7470)

Area Scan (71x141x1): Interpolated grid: dx=1.500 mm, dy=1.500 mm
Maximum value of SAR (interpolated) = 0.406 W/kg

Zoom Scan (5x5x7)/Cube 0: Measurement grid: dx=8mm, dy=8mm, dz=5mm
Reference Value = 16.60 V/m; Power Drift = -0.00 dB
Peak SAR (extrapolated) = 0.471 W/kg
SAR(1 g) = 0.275 W/kg; SAR(10 g) = 0.176 W/kg
Maximum value of SAR (measured) = 0.394 W/kg

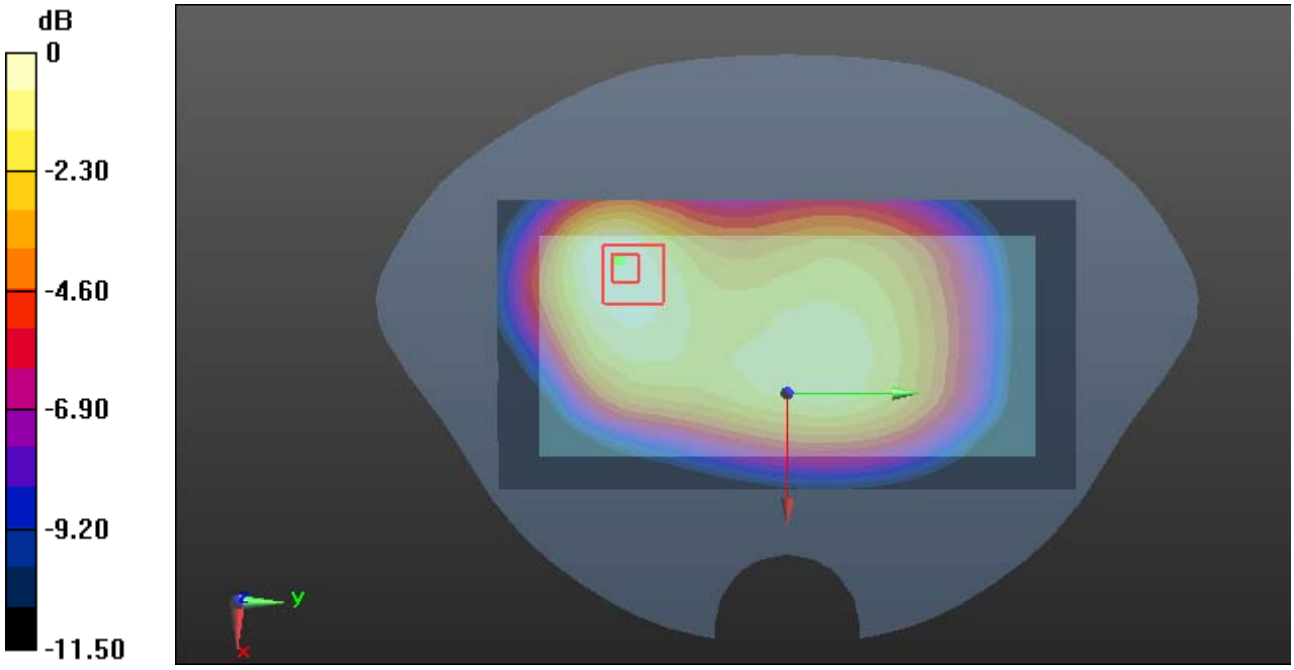

0 dB = 0.394 W/kg = -4.05 dBW/kg

Plot 132#: LTE Band 26 1RB _Mid_ Body Back

DUT: Mobile Phone; Type: X602; Serial: CR221047343-SA-S1

Communication System: Generic FDD-LTE; Frequency: 831.5 MHz;Duty Cycle: 1:1
Medium parameters used (interpolated): f = 831.5 MHz; σ = 0.898 S/m; ε_r = 41.579; ρ = 1000 kg/m^3
Phantom section: Flat Section

DASY5 Configuration:

- Probe: EX3DV4 - SN7522; ConvF(9.7, 9.7, 9.7) @ 831.5 MHz; Calibrated: 2022/5/6
- Sensor-Surface: 1.4mm (Mechanical Surface Detection)
- Electronics: DAE4 Sn1325; Calibrated: 2022/8/29
- Phantom: SAM 1; Type: QD000P40CC; Serial: TP:1412
- Measurement SW: DASY52, Version 52.10 (2); SEMCAD X Version 14.6.12 (7470)

Area Scan (71x131x1): Interpolated grid: dx=1.500 mm, dy=1.500 mm
Maximum value of SAR (interpolated) = 0.667 W/kg

Zoom Scan (5x5x7)/Cube 0: Measurement grid: dx=8mm, dy=8mm, dz=5mm
Reference Value = 21.35 V/m; Power Drift = 0.13 dB
Peak SAR (extrapolated) = 0.736 W/kg
SAR(1 g) = 0.397 W/kg; SAR(10 g) = 0.236 W/kg
Maximum value of SAR (measured) = 0.597 W/kg

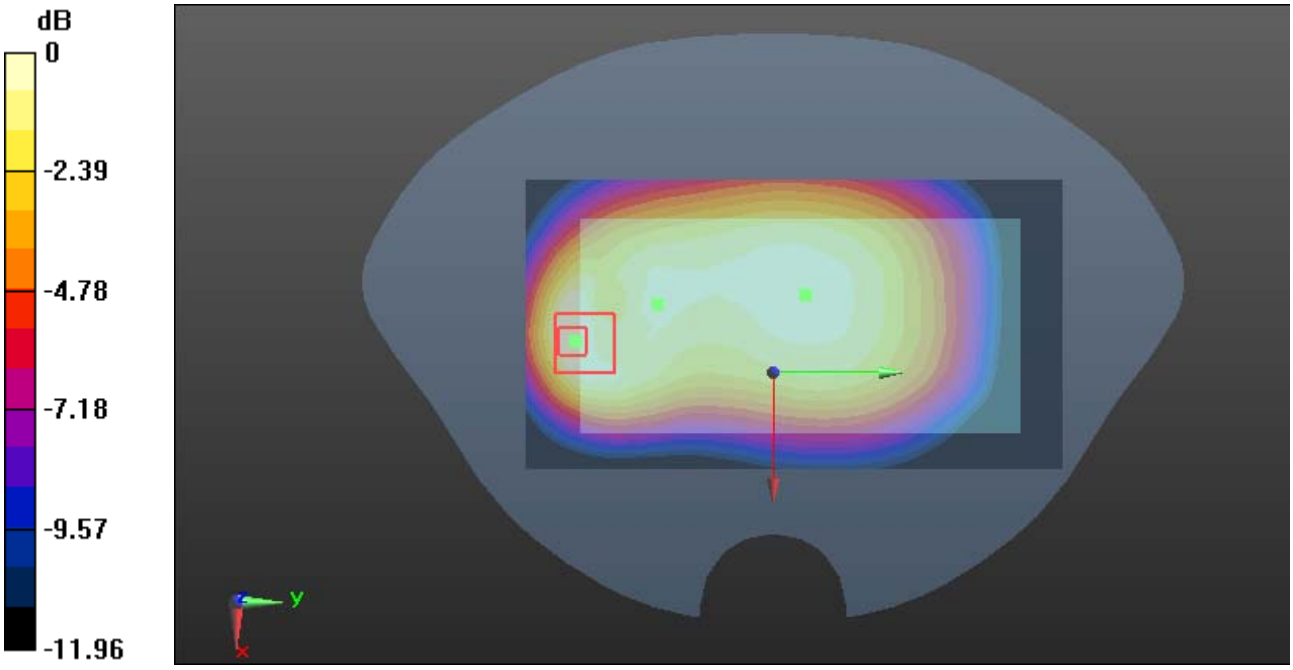

0 dB = 0.597 W/kg = -2.24 dBW/kg

Plot 133#: LTE Band 26 50%RB _Mid_ Body Back

DUT: Mobile Phone; Type: X602; Serial: CR221047343-SA-S1

Communication System: Generic FDD-LTE; Frequency: 831.5 MHz;Duty Cycle: 1:1
Medium parameters used (interpolated): f = 831.5 MHz; σ = 0.898 S/m; ε_r = 41.579; ρ = 1000 kg/m^3
Phantom section: Flat Section

DASY5 Configuration:

- Probe: EX3DV4 - SN7522; ConvF(9.7, 9.7, 9.7) @ 831.5 MHz; Calibrated: 2022/5/6
- Sensor-Surface: 1.4mm (Mechanical Surface Detection)
- Electronics: DAE4 Sn1325; Calibrated: 2022/8/29
- Phantom: SAM 1; Type: QD000P40CC; Serial: TP:1412
- Measurement SW: DASY52, Version 52.10 (2); SEMCAD X Version 14.6.12 (7470)

Area Scan (71x141x1): Interpolated grid: dx=1.500 mm, dy=1.500 mm
Maximum value of SAR (interpolated) = 0.541 W/kg

Zoom Scan (5x5x7)/Cube 0: Measurement grid: dx=8mm, dy=8mm, dz=5mm
Reference Value = 18.85 V/m; Power Drift = 0.01 dB
Peak SAR (extrapolated) = 0.583 W/kg
SAR(1 g) = 0.314 W/kg; SAR(10 g) = 0.186 W/kg
Maximum value of SAR (measured) = 0.470 W/kg

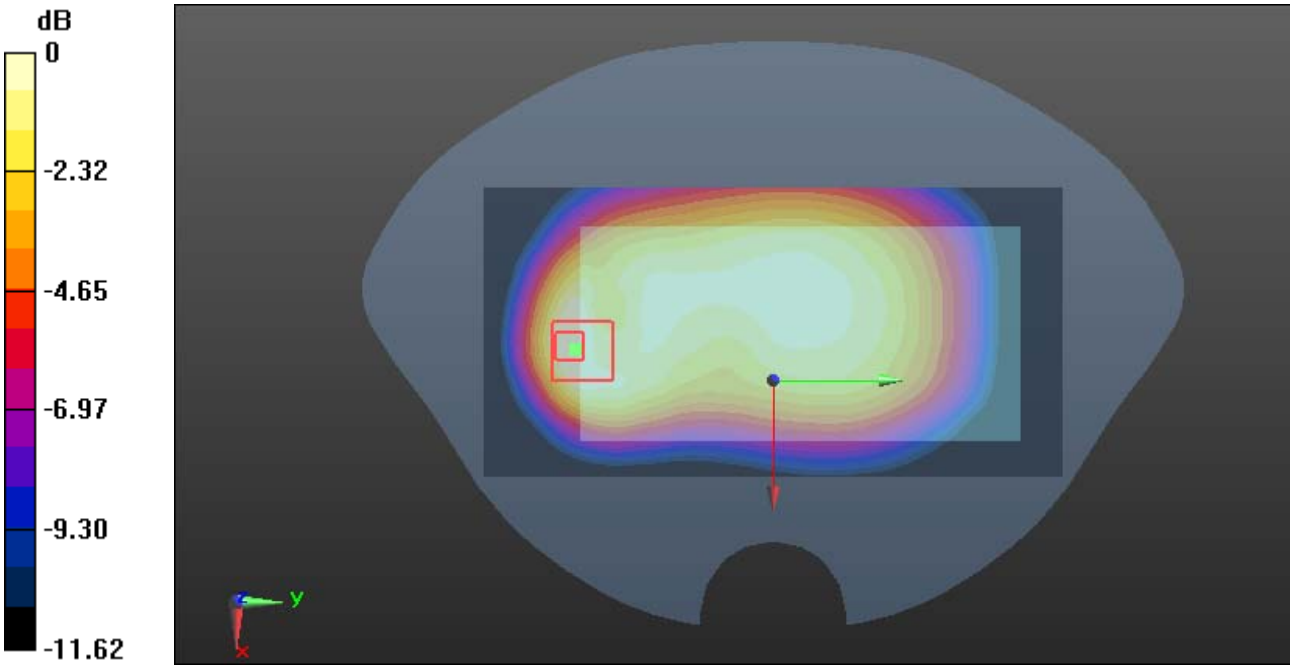

0 dB = 0.470 W/kg = -3.28 dBW/kg

Plot 134#: LTE Band 26 1RB _Mid_ Body Left

DUT: Mobile Phone; Type: X602; Serial: CR221047343-SA-S1

Communication System: Generic FDD-LTE; Frequency: 831.5 MHz;Duty Cycle: 1:1
Medium parameters used (interpolated): f = 831.5 MHz; σ = 0.898 S/m; ε_r = 41.579; ρ = 1000 kg/m^3
Phantom section: Flat Section

DASY5 Configuration:

- Probe: EX3DV4 - SN7522; ConvF(9.7, 9.7, 9.7) @ 831.5 MHz; Calibrated: 2022/5/6
- Sensor-Surface: 1.4mm (Mechanical Surface Detection)
- Electronics: DAE4 Sn1325; Calibrated: 2022/8/29
- Phantom: SAM 1; Type: QD000P40CC; Serial: TP:1412
- Measurement SW: DASY52, Version 52.10 (2); SEMCAD X Version 14.6.12 (7470)

Area Scan (41x121x1): Interpolated grid: dx=1.500 mm, dy=1.500 mm
Maximum value of SAR (interpolated) = 0.323 W/kg

Zoom Scan (5x5x7)/Cube 0: Measurement grid: dx=8mm, dy=8mm, dz=5mm
Reference Value = 14.23 V/m; Power Drift = -0.02 dB
Peak SAR (extrapolated) = 0.375 W/kg
SAR(1 g) = 0.238 W/kg; SAR(10 g) = 0.160 W/kg
Maximum value of SAR (measured) = 0.324 W/kg

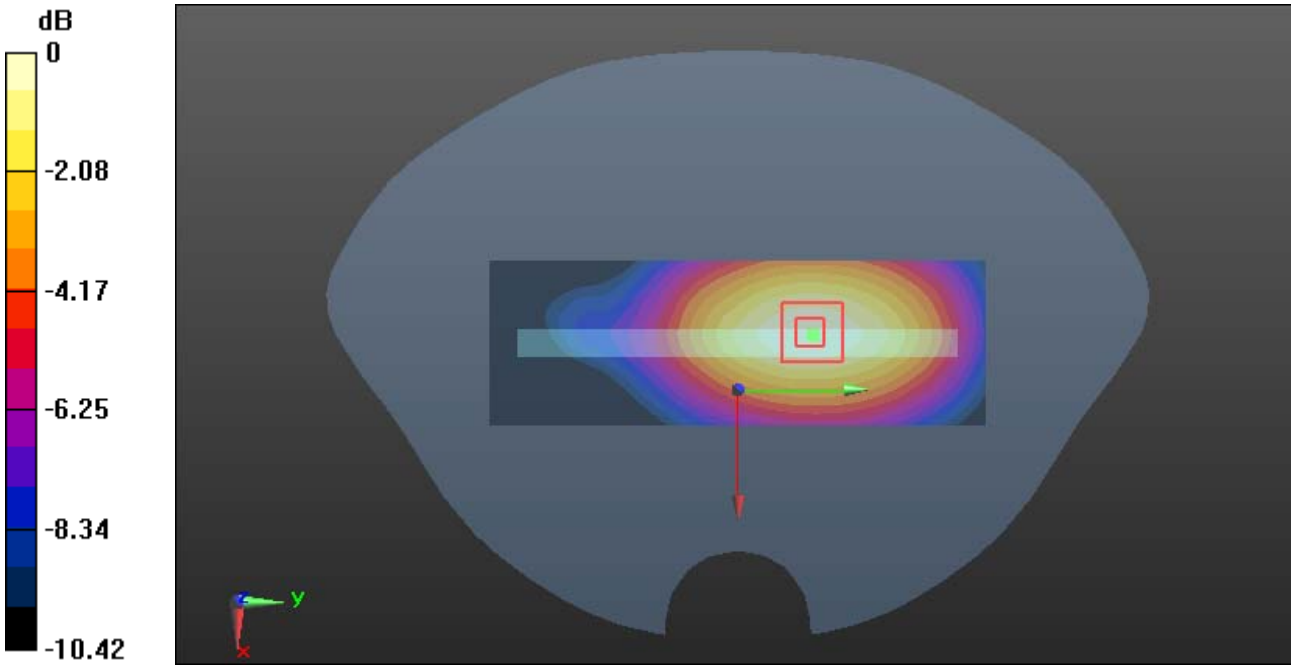

0 dB = 0.324 W/kg = -4.89 dBW/kg

Plot 135#: LTE Band 26 50%RB _Mid_ Body Left

DUT: Mobile Phone; Type: X602; Serial: CR221047343-SA-S1

Communication System: Generic FDD-LTE; Frequency: 831.5 MHz;Duty Cycle: 1:1
Medium parameters used (interpolated): f = 831.5 MHz; σ = 0.898 S/m; ε_r = 41.579; ρ = 1000 kg/m^3
Phantom section: Flat Section

DASY5 Configuration:

- Probe: EX3DV4 - SN7522; ConvF(9.7, 9.7, 9.7) @ 831.5 MHz; Calibrated: 2022/5/6
- Sensor-Surface: 1.4mm (Mechanical Surface Detection)
- Electronics: DAE4 Sn1325; Calibrated: 2022/8/29
- Phantom: SAM 1; Type: QD000P40CC; Serial: TP:1412
- Measurement SW: DASY52, Version 52.10 (2); SEMCAD X Version 14.6.12 (7470)

Area Scan (41x121x1): Interpolated grid: dx=1.500 mm, dy=1.500 mm
Maximum value of SAR (interpolated) = 0.261 W/kg

Zoom Scan (5x5x7)/Cube 0: Measurement grid: dx=8mm, dy=8mm, dz=5mm
Reference Value = 12.77 V/m; Power Drift = -0.08 dB
Peak SAR (extrapolated) = 0.304 W/kg
SAR(1 g) = 0.192 W/kg; SAR(10 g) = 0.128 W/kg
Maximum value of SAR (measured) = 0.262 W/kg

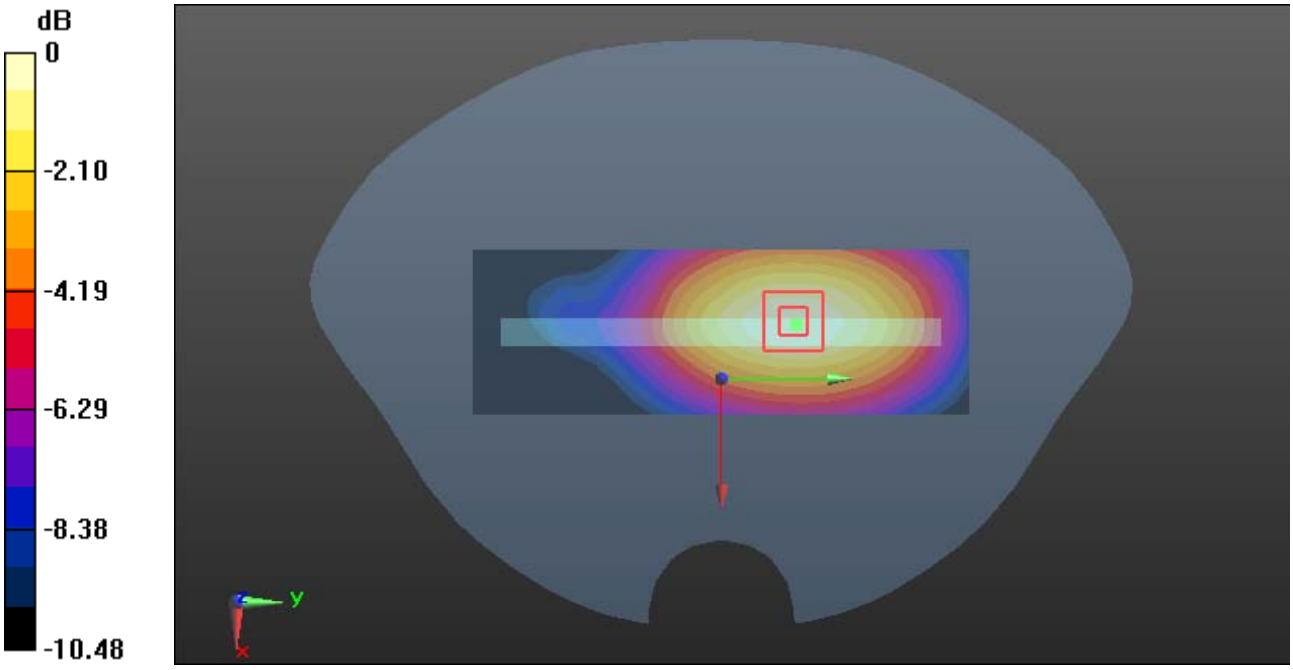

0 dB = 0.262 W/kg = -5.82 dBW/kg

Plot 136#: LTE Band 26 1RB _Mid_ Body Right

DUT: Mobile Phone; Type: X602; Serial: CR221047343-SA-S1

Communication System: Generic FDD-LTE; Frequency: 831.5 MHz;Duty Cycle: 1:1
Medium parameters used (interpolated): f = 831.5 MHz; σ = 0.898 S/m; ε_r = 41.579; ρ = 1000 kg/m^3
Phantom section: Flat Section

DASY5 Configuration:

- Probe: EX3DV4 - SN7522; ConvF(9.7, 9.7, 9.7) @ 831.5 MHz; Calibrated: 2022/5/6
- Sensor-Surface: 1.4mm (Mechanical Surface Detection)
- Electronics: DAE4 Sn1325; Calibrated: 2022/8/29
- Phantom: SAM 1; Type: QD000P40CC; Serial: TP:1412
- Measurement SW: DASY52, Version 52.10 (2); SEMCAD X Version 14.6.12 (7470)

Area Scan (41x121x1): Interpolated grid: dx=1.500 mm, dy=1.500 mm
Maximum value of SAR (interpolated) = 0.473 W/kg

Zoom Scan (5x5x7)/Cube 0: Measurement grid: dx=8mm, dy=8mm, dz=5mm
Reference Value = 18.83 V/m; Power Drift = -0.03 dB
Peak SAR (extrapolated) = 0.548 W/kg
SAR(1 g) = 0.352 W/kg; SAR(10 g) = 0.238 W/kg
Maximum value of SAR (measured) = 0.472 W/kg

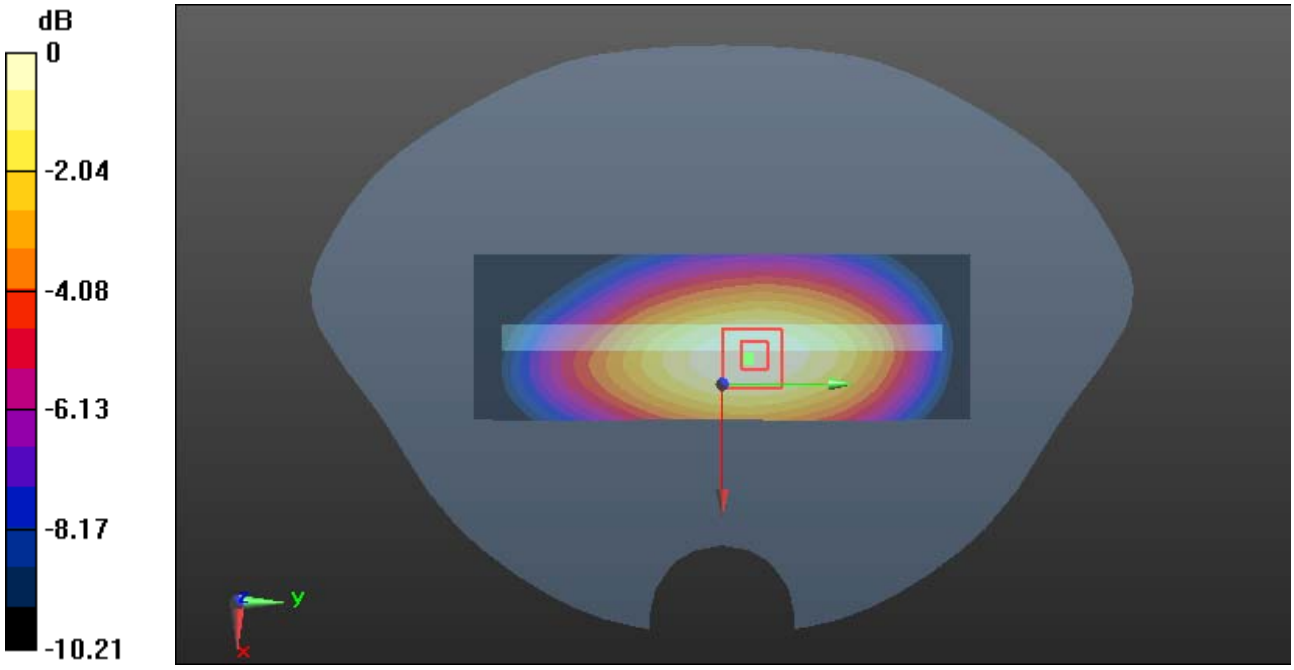

0 dB = 0.472 W/kg = -3.26 dBW/kg

Plot 137#: LTE Band 26 50%RB _Mid_ Body Right

DUT: Mobile Phone; Type: X602; Serial: CR221047343-SA-S1

Communication System: Generic FDD-LTE; Frequency: 831.5 MHz;Duty Cycle: 1:1
Medium parameters used (interpolated): f = 831.5 MHz; σ = 0.898 S/m; ε_r = 41.579; ρ = 1000 kg/m^3
Phantom section: Flat Section

DASY5 Configuration:

- Probe: EX3DV4 - SN7522; ConvF(9.7, 9.7, 9.7) @ 831.5 MHz; Calibrated: 2022/5/6
- Sensor-Surface: 1.4mm (Mechanical Surface Detection)
- Electronics: DAE4 Sn1325; Calibrated: 2022/8/29
- Phantom: SAM 1; Type: QD000P40CC; Serial: TP:1412
- Measurement SW: DASY52, Version 52.10 (2); SEMCAD X Version 14.6.12 (7470)

Area Scan (41x121x1): Interpolated grid: dx=1.500 mm, dy=1.500 mm
Maximum value of SAR (interpolated) = 0.390 W/kg

Zoom Scan (5x5x7)/Cube 0: Measurement grid: dx=8mm, dy=8mm, dz=5mm
Reference Value = 17.19 V/m; Power Drift = -0.14 dB
Peak SAR (extrapolated) = 0.455 W/kg
SAR(1 g) = 0.288 W/kg; SAR(10 g) = 0.193 W/kg
Maximum value of SAR (measured) = 0.392 W/kg

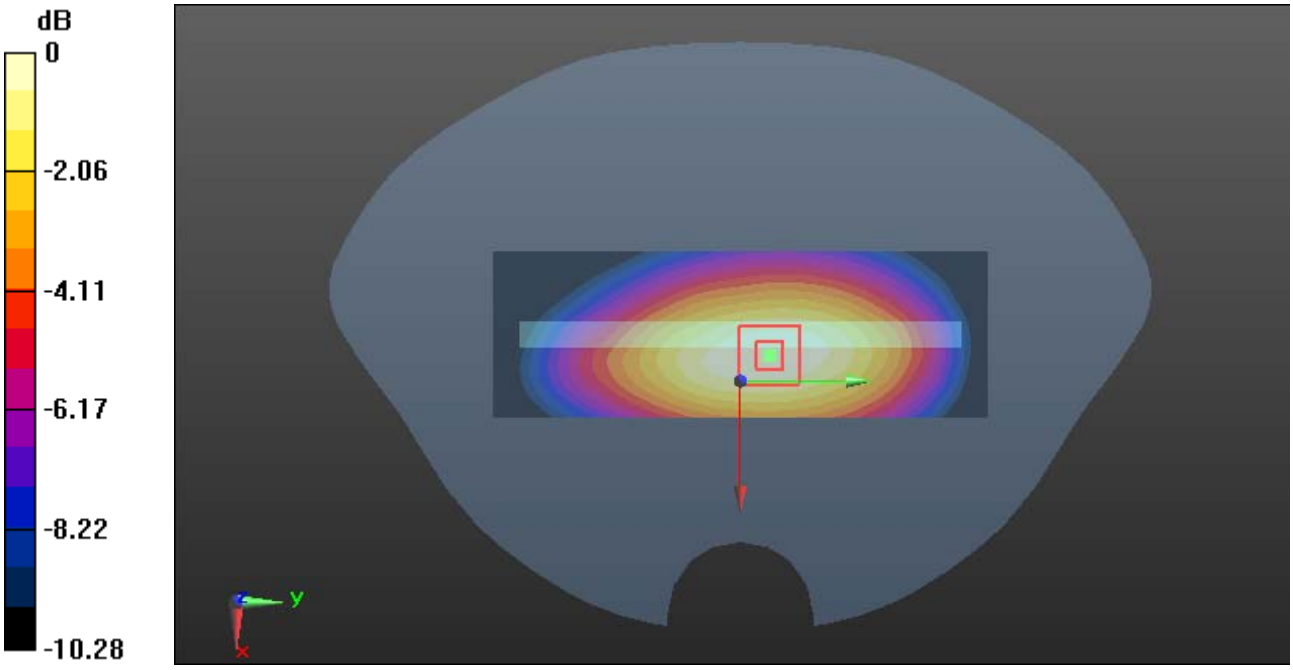

0 dB = 0.392 W/kg = -4.07 dBW/kg

Plot 138#: LTE Band 26 1RB _Mid_ Body Bottom

DUT: Mobile Phone; Type: X602; Serial: CR221047343-SA-S1

Communication System: Generic FDD-LTE; Frequency: 831.5 MHz;Duty Cycle: 1:1
Medium parameters used (interpolated): f = 831.5 MHz; σ = 0.898 S/m; ε_r = 41.579; ρ = 1000 kg/m^3
Phantom section: Flat Section

DASY5 Configuration:

- Probe: EX3DV4 - SN7522; ConvF(9.7, 9.7, 9.7) @ 831.5 MHz; Calibrated: 2022/5/6
- Sensor-Surface: 1.4mm (Mechanical Surface Detection)
- Electronics: DAE4 Sn1325; Calibrated: 2022/8/29
- Phantom: SAM 1; Type: QD000P40CC; Serial: TP:1412
- Measurement SW: DASY52, Version 52.10 (2); SEMCAD X Version 14.6.12 (7470)

Area Scan (41x71x1): Interpolated grid: dx=1.500 mm, dy=1.500 mm
Maximum value of SAR (interpolated) = 0.212 W/kg

Zoom Scan (5x5x7)/Cube 0: Measurement grid: dx=8mm, dy=8mm, dz=5mm
Reference Value = 9.861 V/m; Power Drift = 0.07 dB
Peak SAR (extrapolated) = 0.298 W/kg
SAR(1 g) = 0.142 W/kg; SAR(10 g) = 0.082 W/kg
Maximum value of SAR (measured) = 0.220 W/kg

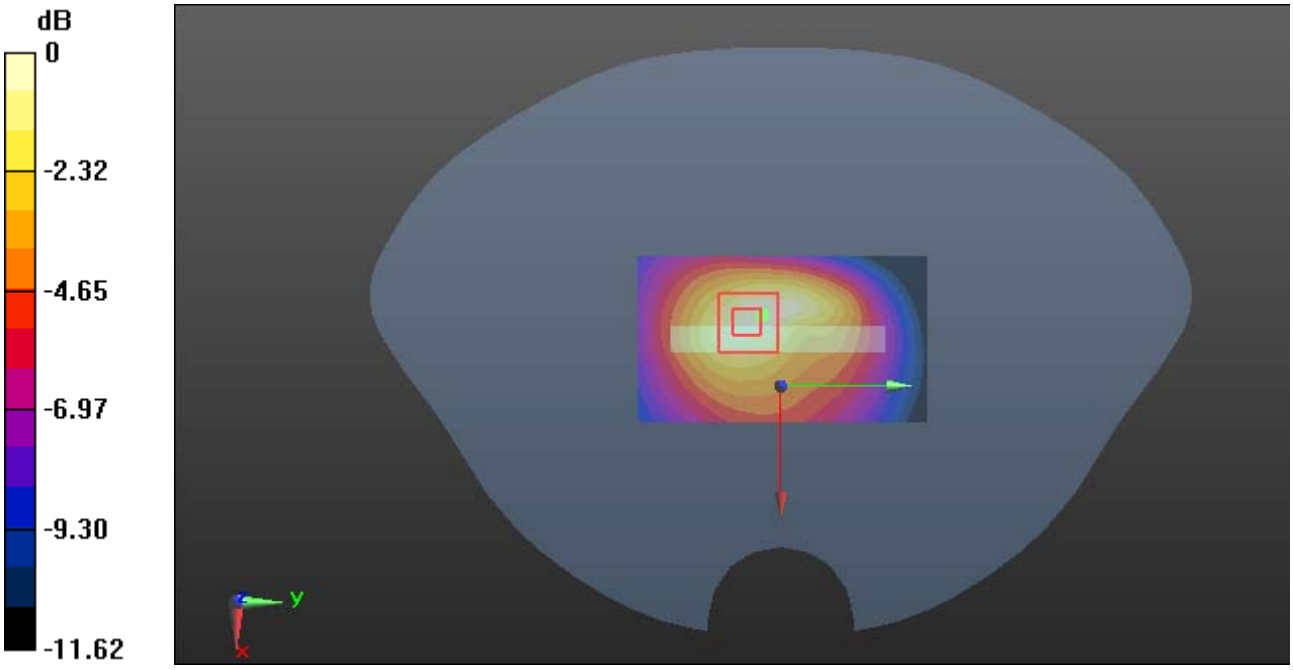

0 dB = 0.220 W/kg = -6.58 dBW/kg

Plot 139#: LTE Band 26 50%RB _Mid_ Body Bottom

DUT: Mobile Phone; Type: X602; Serial: CR221047343-SA-S1

Communication System: Generic FDD-LTE; Frequency: 831.5 MHz;Duty Cycle: 1:1
Medium parameters used (interpolated): f = 831.5 MHz; σ = 0.898 S/m; ε_r = 41.579; ρ = 1000 kg/m^3
Phantom section: Flat Section

DASY5 Configuration:

- Probe: EX3DV4 - SN7522; ConvF(9.7, 9.7, 9.7) @ 831.5 MHz; Calibrated: 2022/5/6
- Sensor-Surface: 1.4mm (Mechanical Surface Detection)
- Electronics: DAE4 Sn1325; Calibrated: 2022/8/29
- Phantom: SAM 1; Type: QD000P40CC; Serial: TP:1412
- Measurement SW: DASY52, Version 52.10 (2); SEMCAD X Version 14.6.12 (7470)

Area Scan (41x71x1): Interpolated grid: dx=1.500 mm, dy=1.500 mm
Maximum value of SAR (interpolated) = 0.167 W/kg

Zoom Scan (5x5x7)/Cube 0: Measurement grid: dx=8mm, dy=8mm, dz=5mm
Reference Value = 8.955 V/m; Power Drift = 0.09 dB
Peak SAR (extrapolated) = 0.252 W/kg
SAR(1 g) = 0.118 W/kg; SAR(10 g) = 0.069 W/kg
Maximum value of SAR (measured) = 0.192 W/kg

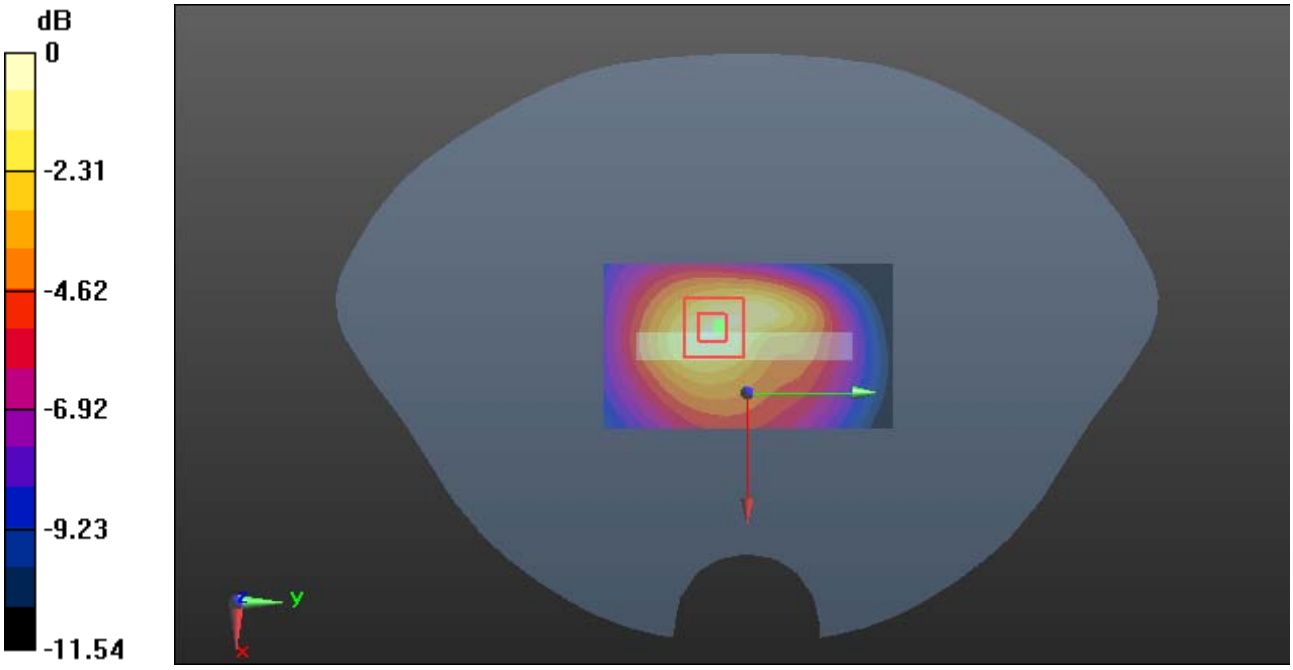

0 dB = 0.192 W/kg = -7.17 dBW/kg

Plot 140#: LTE Band 38 1RB _Mid_ Head Left Cheek

DUT: Mobile Phone; Type: X602; Serial: CR221047343-SA-S1

Communication System: Generic TDD-LTE; Frequency: 2595 MHz;Duty Cycle: 1:1.58
Medium parameters used: f = 2595 MHz; σ = 1.957 S/m; ε_r = 39.435; ρ = 1000 kg/m^3
Phantom section: Left Section

DASY5 Configuration:

- Probe: EX3DV4 - SN7522; ConvF(7.02, 7.02, 7.02) @ 2595 MHz; Calibrated: 2022/5/6
- Sensor-Surface: 1.4mm (Mechanical Surface Detection)
- Electronics: DAE4 Sn1325; Calibrated: 2022/8/29
- Phantom: SAM 1; Type: QD000P40CC; Serial: TP:1412
- Measurement SW: DASY52, Version 52.10 (2); SEMCAD X Version 14.6.12 (7470)

Area Scan (71x111x1): Interpolated grid: dx=1.200 mm, dy=1.200 mm
Maximum value of SAR (interpolated) = 0.118 W/kg

Zoom Scan (5x5x7)/Cube 0: Measurement grid: dx=8mm, dy=8mm, dz=5mm
Reference Value = 2.605 V/m; Power Drift = 0.11 dB
Peak SAR (extrapolated) = 0.135 W/kg
SAR(1 g) = 0.084 W/kg; SAR(10 g) = 0.052 W/kg
Maximum value of SAR (measured) = 0.110 W/kg

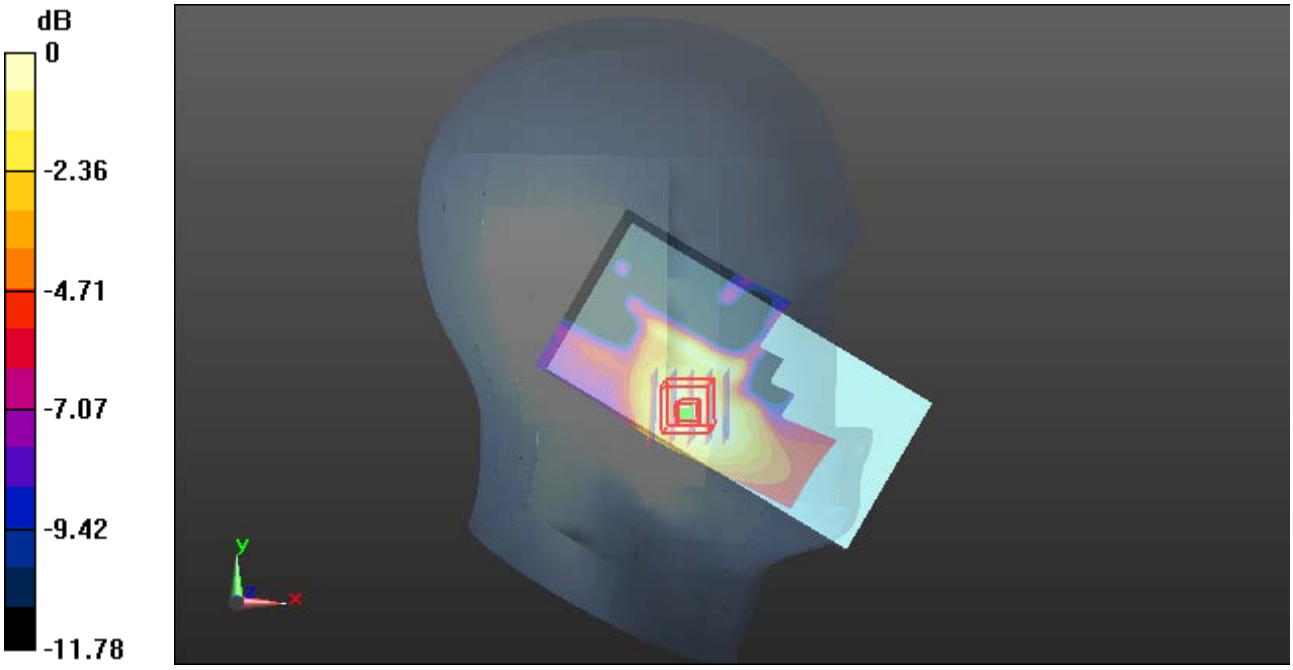

0 dB = 0.110 W/kg = -9.59 dBW/kg

Plot 141#: LTE Band 38 50%RB _Mid_ Head Left Cheek

DUT: Mobile Phone; Type: X602; Serial: CR221047343-SA-S1

Communication System: Generic TDD-LTE; Frequency: 2595 MHz;Duty Cycle: 1:1.58
Medium parameters used: f = 2595 MHz; σ = 1.957 S/m; ε_r = 39.435; ρ = 1000 kg/m^3
Phantom section: Left Section

DASY5 Configuration:

- Probe: EX3DV4 - SN7522; ConvF(7.02, 7.02, 7.02) @ 2595 MHz; Calibrated: 2022/5/6
- Sensor-Surface: 1.4mm (Mechanical Surface Detection)
- Electronics: DAE4 Sn1325; Calibrated: 2022/8/29
- Phantom: SAM 1; Type: QD000P40CC; Serial: TP:1412
- Measurement SW: DASY52, Version 52.10 (2); SEMCAD X Version 14.6.12 (7470)

Area Scan (71x111x1): Interpolated grid: dx=1.200 mm, dy=1.200 mm
Maximum value of SAR (interpolated) = 0.131 W/kg

Zoom Scan (5x5x7)/Cube 0: Measurement grid: dx=8mm, dy=8mm, dz=5mm
Reference Value = 2.165 V/m; Power Drift = 0.17 dB
Peak SAR (extrapolated) = 0.169 W/kg
SAR(1 g) = 0.103 W/kg; SAR(10 g) = 0.062 W/kg
Maximum value of SAR (measured) = 0.121 W/kg



0 dB = 0.121 W/kg = -9.17 dBW/kg

Plot 142#: LTE Band 38 1RB _Mid_ Head Left Tilt

DUT: Mobile Phone; Type: X602; Serial: CR221047343-SA-S1

Communication System: Generic TDD-LTE; Frequency: 2595 MHz;Duty Cycle: 1:1.58
Medium parameters used: f = 2595 MHz; σ = 1.957 S/m; ε_r = 39.435; ρ = 1000 kg/m^3
Phantom section: Left Section

DASY5 Configuration:

- Probe: EX3DV4 - SN7522; ConvF(7.02, 7.02, 7.02) @ 2595 MHz; Calibrated: 2022/5/6
- Sensor-Surface: 1.4mm (Mechanical Surface Detection)
- Electronics: DAE4 Sn1325; Calibrated: 2022/8/29
- Phantom: SAM 1; Type: QD000P40CC; Serial: TP:1412
- Measurement SW: DASY52, Version 52.10 (2); SEMCAD X Version 14.6.12 (7470)

Area Scan (71x111x1): Interpolated grid: dx=1.200 mm, dy=1.200 mm
Maximum value of SAR (interpolated) = 0.0802 W/kg

Zoom Scan (5x5x7)/Cube 0: Measurement grid: dx=8mm, dy=8mm, dz=5mm
Reference Value = 2.419 V/m; Power Drift = 0.20 dB
Peak SAR (extrapolated) = 0.0720 W/kg
SAR(1 g) = 0.044 W/kg; SAR(10 g) = 0.028 W/kg
Maximum value of SAR (measured) = 0.0576 W/kg



0 dB = 0.0576 W/kg = -12.40 dBW/kg

Plot 143#: LTE Band 38 50%RB _Mid_ Head Left Tilt

DUT: Mobile Phone; Type: X602; Serial: CR221047343-SA-S1

Communication System: Generic TDD-LTE; Frequency: 2595 MHz;Duty Cycle: 1:1.58
Medium parameters used: f = 2595 MHz; σ = 1.957 S/m; ε_r = 39.435; ρ = 1000 kg/m^3
Phantom section: Left Section

DASY5 Configuration:

- Probe: EX3DV4 - SN7522; ConvF(7.02, 7.02, 7.02) @ 2595 MHz; Calibrated: 2022/5/6
- Sensor-Surface: 1.4mm (Mechanical Surface Detection)
- Electronics: DAE4 Sn1325; Calibrated: 2022/8/29
- Phantom: SAM 1; Type: QD000P40CC; Serial: TP:1412
- Measurement SW: DASY52, Version 52.10 (2); SEMCAD X Version 14.6.12 (7470)

Area Scan (71x111x1): Interpolated grid: dx=1.200 mm, dy=1.200 mm
Maximum value of SAR (interpolated) = 0.0686 W/kg

Zoom Scan (5x5x7)/Cube 0: Measurement grid: dx=8mm, dy=8mm, dz=5mm
Reference Value = 3.417 V/m; Power Drift = -0.19 dB
Peak SAR (extrapolated) = 0.0750 W/kg
SAR(1 g) = 0.045 W/kg; SAR(10 g) = 0.029 W/kg
Maximum value of SAR (measured) = 0.0622 W/kg



0 dB = 0.0622 W/kg = -12.06 dBW/kg

Plot 144#: LTE Band 38 1RB _Mid_ Head Right Cheek

DUT: Mobile Phone; Type: X602; Serial: CR221047343-SA-S1

Communication System: Generic TDD-LTE; Frequency: 2595 MHz;Duty Cycle: 1:1.58
Medium parameters used: f = 2595 MHz; σ = 1.957 S/m; ε_r = 39.435; ρ = 1000 kg/m^3
Phantom section: Right Section

DASY5 Configuration:

- Probe: EX3DV4 - SN7522; ConvF(7.02, 7.02, 7.02) @ 2595 MHz; Calibrated: 2022/5/6
- Sensor-Surface: 1.4mm (Mechanical Surface Detection)
- Electronics: DAE4 Sn1325; Calibrated: 2022/8/29
- Phantom: SAM 1; Type: QD000P40CC; Serial: TP:1412
- Measurement SW: DASY52, Version 52.10 (2); SEMCAD X Version 14.6.12 (7470)

Area Scan (71x111x1): Interpolated grid: dx=1.200 mm, dy=1.200 mm
Maximum value of SAR (interpolated) = 0.0382 W/kg

Zoom Scan (5x5x7)/Cube 0: Measurement grid: dx=8mm, dy=8mm, dz=5mm
Reference Value = 2.308 V/m; Power Drift = 0.14 dB
Peak SAR (extrapolated) = 0.0390 W/kg
SAR(1 g) = 0.023 W/kg; SAR(10 g) = 0.016 W/kg
Maximum value of SAR (measured) = 0.0328 W/kg



0 dB = 0.0328 W/kg = -14.84 dBW/kg

Plot 145#: LTE Band 38 50%RB _Mid_ Head Right Cheek

DUT: Mobile Phone; Type: X602; Serial: CR221047343-SA-S1

Communication System: Generic TDD-LTE; Frequency: 2595 MHz;Duty Cycle: 1:1.58
Medium parameters used: f = 2595 MHz; σ = 1.957 S/m; ε_r = 39.435; ρ = 1000 kg/m^3
Phantom section: Right Section

DASY5 Configuration:

- Probe: EX3DV4 - SN7522; ConvF(7.02, 7.02, 7.02) @ 2595 MHz; Calibrated: 2022/5/6
- Sensor-Surface: 1.4mm (Mechanical Surface Detection)
- Electronics: DAE4 Sn1325; Calibrated: 2022/8/29
- Phantom: SAM 1; Type: QD000P40CC; Serial: TP:1412
- Measurement SW: DASY52, Version 52.10 (2); SEMCAD X Version 14.6.12 (7470)

Area Scan (71x111x1): Interpolated grid: dx=1.200 mm, dy=1.200 mm
Maximum value of SAR (interpolated) = 0.0461 W/kg

Zoom Scan (5x5x7)/Cube 0: Measurement grid: dx=8mm, dy=8mm, dz=5mm
Reference Value = 2.607 V/m; Power Drift = -0.06 dB
Peak SAR (extrapolated) = 0.0480 W/kg
SAR(1 g) = 0.029 W/kg; SAR(10 g) = 0.019 W/kg
Maximum value of SAR (measured) = 0.0400 W/kg



0 dB = 0.0400 W/kg = -13.98 dBW/kg

Plot 146#: LTE Band 38 1RB _Mid_ Head Right Tilt

DUT: Mobile Phone; Type: X602; Serial: CR221047343-SA-S1

Communication System: Generic TDD-LTE; Frequency: 2595 MHz;Duty Cycle: 1:1.58
Medium parameters used: f = 2595 MHz; σ = 1.957 S/m; ε_r = 39.435; ρ = 1000 kg/m^3
Phantom section: Right Section

DASY5 Configuration:

- Probe: EX3DV4 - SN7522; ConvF(7.02, 7.02, 7.02) @ 2595 MHz; Calibrated: 2022/5/6
- Sensor-Surface: 1.4mm (Mechanical Surface Detection)
- Electronics: DAE4 Sn1325; Calibrated: 2022/8/29
- Phantom: SAM 1; Type: QD000P40CC; Serial: TP:1412
- Measurement SW: DASY52, Version 52.10 (2); SEMCAD X Version 14.6.12 (7470)

Area Scan (71x111x1): Interpolated grid: dx=1.200 mm, dy=1.200 mm
Maximum value of SAR (interpolated) = 0.143 W/kg

Zoom Scan (5x5x7)/Cube 0: Measurement grid: dx=8mm, dy=8mm, dz=5mm
Reference Value = 3.143 V/m; Power Drift = 0.12 dB
Peak SAR (extrapolated) = 0.0900 W/kg
SAR(1 g) = 0.050 W/kg; SAR(10 g) = 0.028 W/kg.
Maximum value of SAR (measured) = 0.0699 W/kg



0 dB = 0.0699 W/kg = -11.56 dBW/kg

Plot 147#: LTE Band 38 50%RB _Mid_ Head Right Tilt

DUT: Mobile Phone; Type: X602; Serial: CR221047343-SA-S1

Communication System: Generic TDD-LTE; Frequency: 2595 MHz;Duty Cycle: 1:1.58
Medium parameters used: f = 2595 MHz; σ = 1.957 S/m; ε_r = 39.435; ρ = 1000 kg/m^3
Phantom section: Right Section

DASY5 Configuration:

- Probe: EX3DV4 - SN7522; ConvF(7.02, 7.02, 7.02) @ 2595 MHz; Calibrated: 2022/5/6
- Sensor-Surface: 1.4mm (Mechanical Surface Detection)
- Electronics: DAE4 Sn1325; Calibrated: 2022/8/29
- Phantom: SAM 1; Type: QD000P40CC; Serial: TP:1412
- Measurement SW: DASY52, Version 52.10 (2); SEMCAD X Version 14.6.12 (7470)

Area Scan (71x111x1): Interpolated grid: dx=1.200 mm, dy=1.200 mm
Maximum value of SAR (interpolated) = 0.0824 W/kg

Zoom Scan (5x5x7)/Cube 0: Measurement grid: dx=8mm, dy=8mm, dz=5mm
Reference Value = 2.914 V/m; Power Drift = 0.12 dB
Peak SAR (extrapolated) = 0.100 W/kg
SAR(1 g) = 0.053 W/kg; SAR(10 g) = 0.031 W/kg
Maximum value of SAR (measured) = 0.0751 W/kg



0 dB = 0.0751 W/kg = -11.24 dBW/kg

Plot 148#: LTE Band 38 1RB _Mid_ Body Front

DUT: Mobile Phone; Type: X602; Serial: CR221047343-SA-S1

Communication System: Generic TDD-LTE; Frequency: 2595 MHz;Duty Cycle: 1:1.58
Medium parameters used: f = 2595 MHz; σ = 1.957 S/m; ε_r = 39.435; ρ = 1000 kg/m^3
Phantom section: Flat Section

DASY5 Configuration:

- Probe: EX3DV4 - SN7522; ConvF(7.02, 7.02, 7.02) @ 2595 MHz; Calibrated: 2022/5/6
- Sensor-Surface: 1.4mm (Mechanical Surface Detection)
- Electronics: DAE4 Sn1325; Calibrated: 2022/8/29
- Phantom: SAM 1; Type: QD000P40CC; Serial: TP:1412
- Measurement SW: DASY52, Version 52.10 (2); SEMCAD X Version 14.6.12 (7470)

Area Scan (91x151x1): Interpolated grid: dx=1.200 mm, dy=1.200 mm
Maximum value of SAR (interpolated) = 0.293 W/kg

Zoom Scan (5x5x7)/Cube 0: Measurement grid: dx=8mm, dy=8mm, dz=5mm
Reference Value = 4.090 V/m; Power Drift = 0.15 dB
Peak SAR (extrapolated) = 0.380 W/kg
SAR(1 g) = 0.189 W/kg; SAR(10 g) = 0.097 W/kg
Maximum value of SAR (measured) = 0.308 W/kg

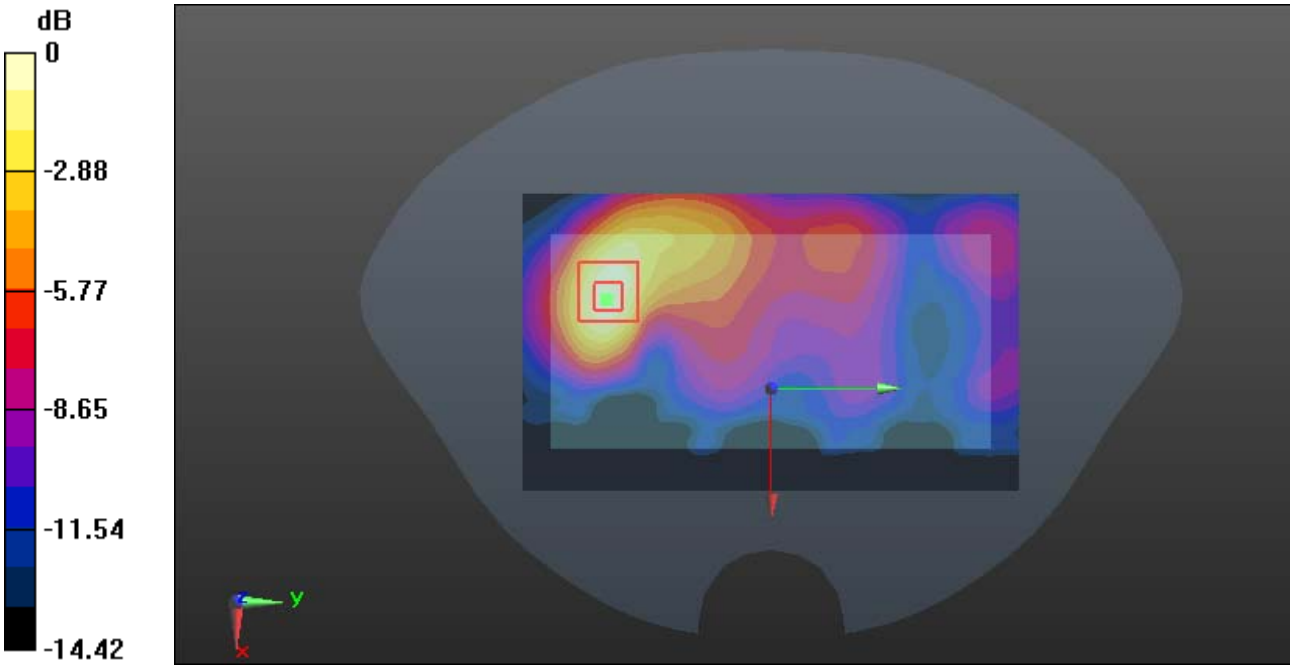

0 dB = 0.308 W/kg = -5.11 dBW/kg

Plot 149#: LTE Band 38 50%RB _Mid_ Body Front

DUT: Mobile Phone; Type: X602; Serial: CR221047343-SA-S1

Communication System: Generic TDD-LTE; Frequency: 2595 MHz;Duty Cycle: 1:1.58
Medium parameters used: f = 2595 MHz; σ = 1.957 S/m; ε_r = 39.435; ρ = 1000 kg/m^3
Phantom section: Flat Section

DASY5 Configuration:

- Probe: EX3DV4 - SN7522; ConvF(7.02, 7.02, 7.02) @ 2595 MHz; Calibrated: 2022/5/6
- Sensor-Surface: 1.4mm (Mechanical Surface Detection)
- Electronics: DAE4 Sn1325; Calibrated: 2022/8/29
- Phantom: SAM 1; Type: QD000P40CC; Serial: TP:1412
- Measurement SW: DASY52, Version 52.10 (2); SEMCAD X Version 14.6.12 (7470)

Area Scan (91x151x1): Interpolated grid: dx=1.200 mm, dy=1.200 mm
Maximum value of SAR (interpolated) = 0.321 W/kg

Zoom Scan (5x5x7)/Cube 0: Measurement grid: dx=8mm, dy=8mm, dz=5mm
Reference Value = 4.302 V/m; Power Drift = 0.13 dB
Peak SAR (extrapolated) = 0.417 W/kg
SAR(1 g) = 0.207 W/kg; SAR(10 g) = 0.106 W/kg
Maximum value of SAR (measured) = 0.336 W/kg

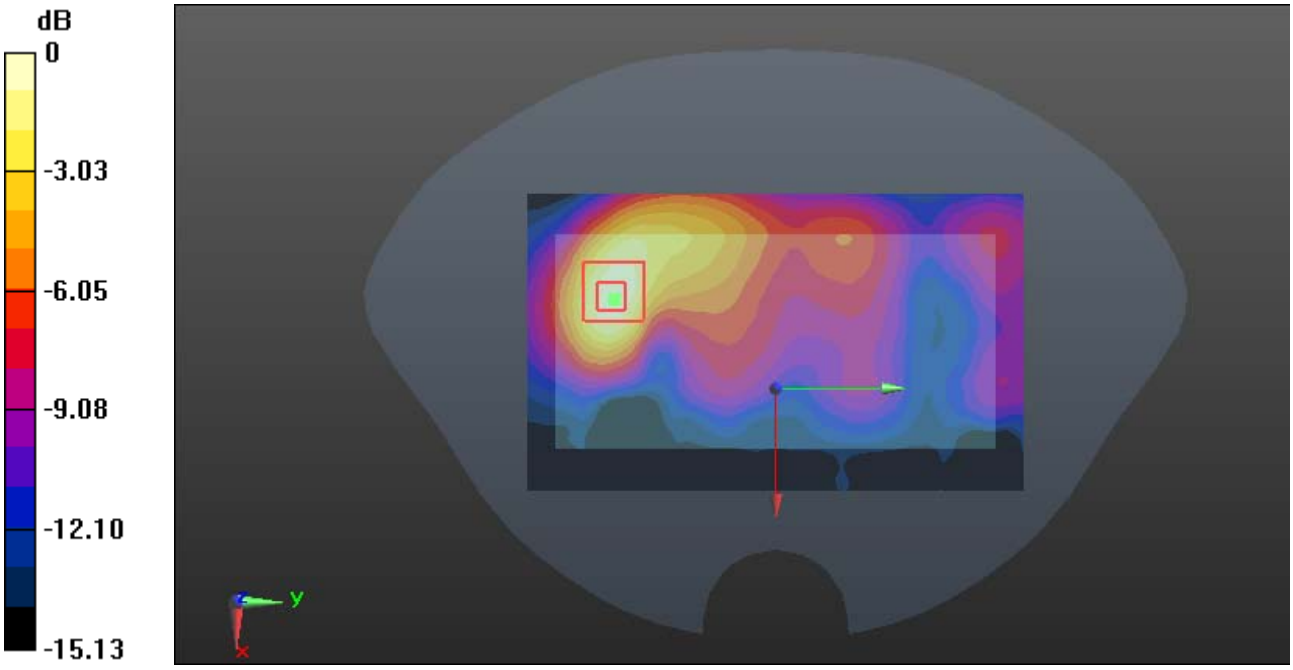

0 dB = 0.336 W/kg = -4.74 dBW/kg

Plot 150#: LTE Band 38 1RB _Mid_ Body Back

DUT: Mobile Phone; Type: X602; Serial: CR221047343-SA-S1

Communication System: Generic TDD-LTE; Frequency: 2595 MHz;Duty Cycle: 1:1.58
Medium parameters used: f = 2595 MHz; σ = 1.957 S/m; ε_r = 39.435; ρ = 1000 kg/m^3
Phantom section: Flat Section

DASY5 Configuration:

- Probe: EX3DV4 - SN7522; ConvF(7.02, 7.02, 7.02) @ 2595 MHz; Calibrated: 2022/5/6
- Sensor-Surface: 1.4mm (Mechanical Surface Detection)
- Electronics: DAE4 Sn1325; Calibrated: 2022/8/29
- Phantom: SAM 1; Type: QD000P40CC; Serial: TP:1412
- Measurement SW: DASY52, Version 52.10 (2); SEMCAD X Version 14.6.12 (7470)

Area Scan (91x151x1): Interpolated grid: dx=1.200 mm, dy=1.200 mm
Maximum value of SAR (interpolated) = 0.441 W/kg

Zoom Scan (5x5x7)/Cube 0: Measurement grid: dx=8mm, dy=8mm, dz=5mm
Reference Value = 4.511 V/m; Power Drift = 0.10 dB
Peak SAR (extrapolated) = 0.524 W/kg
SAR(1 g) = 0.260 W/kg; SAR(10 g) = 0.126 W/kg
Maximum value of SAR (measured) = 0.420 W/kg

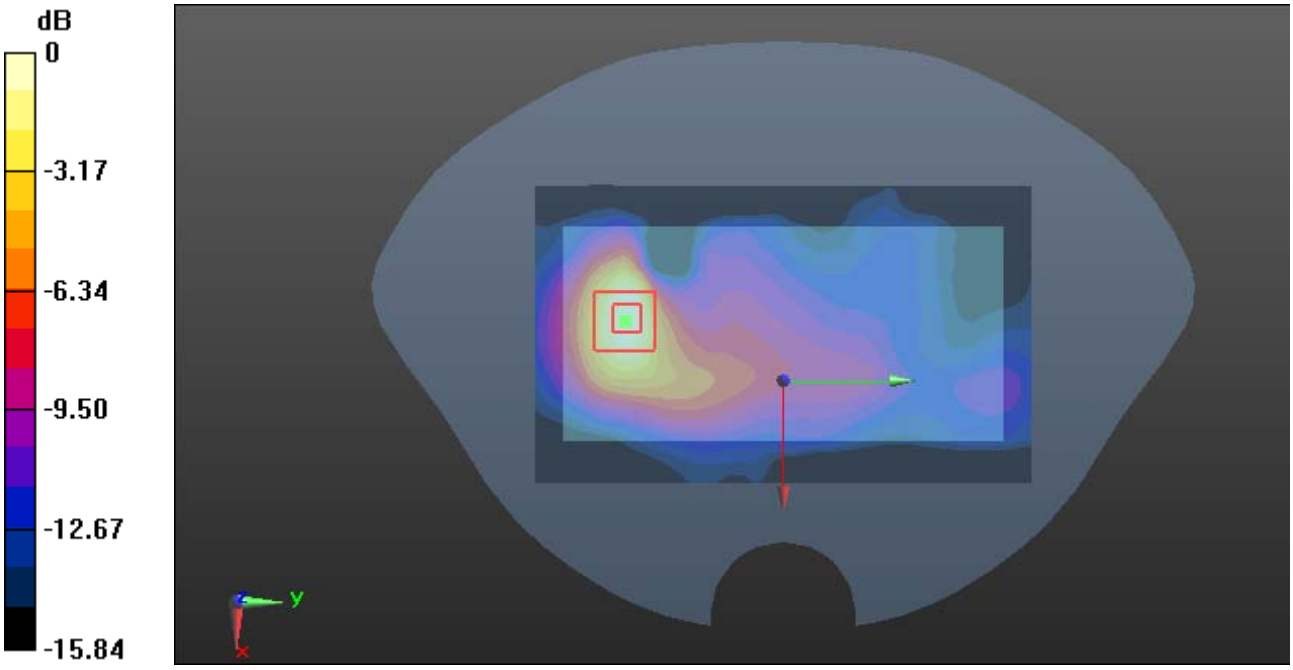

0 dB = 0.420 W/kg = -3.77 dBW/kg

Plot 151#: LTE Band 38 50%RB _Mid_ Body Back

DUT: Mobile Phone; Type: X602; Serial: CR221047343-SA-S1

Communication System: Generic TDD-LTE; Frequency: 2595 MHz;Duty Cycle: 1:1.58
Medium parameters used: f = 2595 MHz; σ = 1.957 S/m; ε_r = 39.435; ρ = 1000 kg/m^3
Phantom section: Flat Section

DASY5 Configuration:

- Probe: EX3DV4 - SN7522; ConvF(7.02, 7.02, 7.02) @ 2595 MHz; Calibrated: 2022/5/6
- Sensor-Surface: 1.4mm (Mechanical Surface Detection)
- Electronics: DAE4 Sn1325; Calibrated: 2022/8/29
- Phantom: SAM 1; Type: QD000P40CC; Serial: TP:1412
- Measurement SW: DASY52, Version 52.10 (2); SEMCAD X Version 14.6.12 (7470)

Area Scan (91x151x1): Interpolated grid: dx=1.200 mm, dy=1.200 mm
Maximum value of SAR (interpolated) = 0.495 W/kg

Zoom Scan (5x5x7)/Cube 0: Measurement grid: dx=8mm, dy=8mm, dz=5mm
Reference Value = 4.745 V/m; Power Drift = -0.12 dB
Peak SAR (extrapolated) = 0.578 W/kg
SAR(1 g) = 0.286 W/kg; SAR(10 g) = 0.138 W/kg
Maximum value of SAR (measured) = 0.466 W/kg

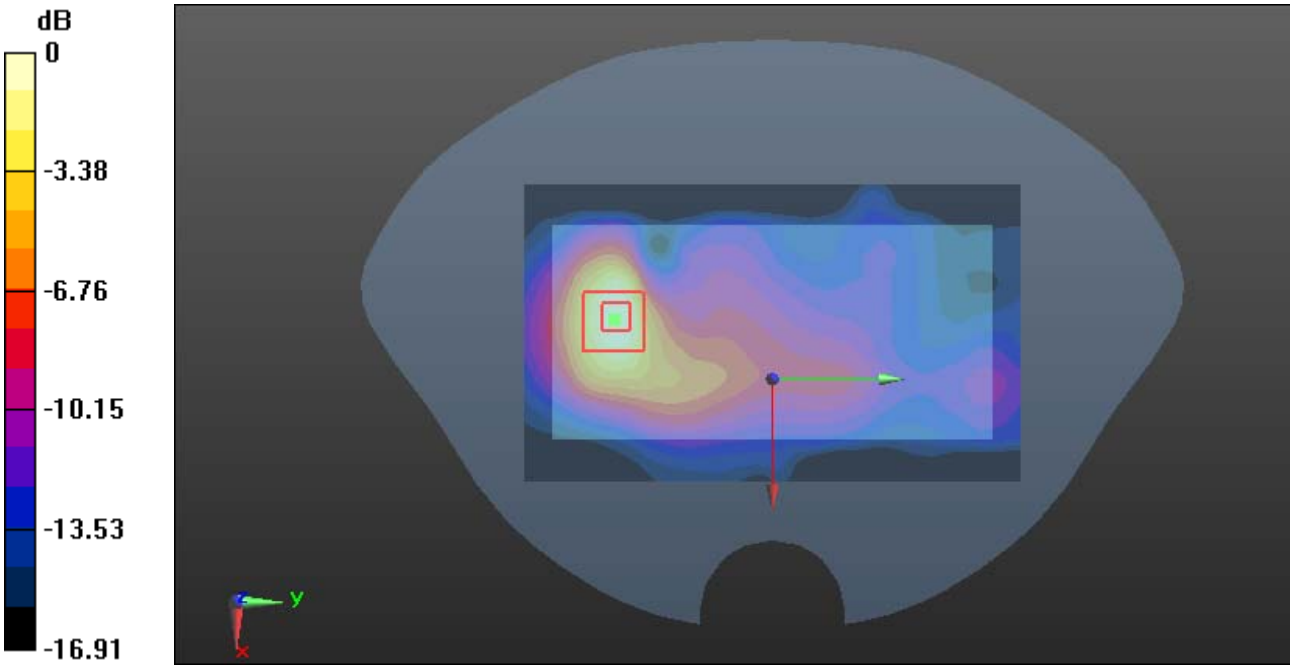

0 dB = 0.466 W/kg = -3.32 dBW/kg

Plot 152#: LTE Band 38 1RB _Mid_ Body Left

DUT: Mobile Phone; Type: X602; Serial: CR221047343-SA-S1

Communication System: Generic TDD-LTE; Frequency: 2595 MHz;Duty Cycle: 1:1.58
Medium parameters used: f = 2595 MHz; σ = 1.957 S/m; ε_r = 39.435; ρ = 1000 kg/m^3
Phantom section: Flat Section

DASY5 Configuration:

- Probe: EX3DV4 - SN7522; ConvF(7.02, 7.02, 7.02) @ 2595 MHz; Calibrated: 2022/5/6
- Sensor-Surface: 1.4mm (Mechanical Surface Detection)
- Electronics: DAE4 Sn1325; Calibrated: 2022/8/29
- Phantom: SAM 1; Type: QD000P40CC; Serial: TP:1412
- Measurement SW: DASY52, Version 52.10 (2); SEMCAD X Version 14.6.12 (7470)

Area Scan (51x151x1): Interpolated grid: dx=1.200 mm, dy=1.200 mm
Maximum value of SAR (interpolated) = 0.193 W/kg

Zoom Scan (5x5x7)/Cube 0: Measurement grid: dx=8mm, dy=8mm, dz=5mm
Reference Value = 6.558 V/m; Power Drift = 0.07 dB
Peak SAR (extrapolated) = 0.239 W/kg
SAR(1 g) = 0.123 W/kg; SAR(10 g) = 0.065 W/kg
Maximum value of SAR (measured) = 0.191 W/kg

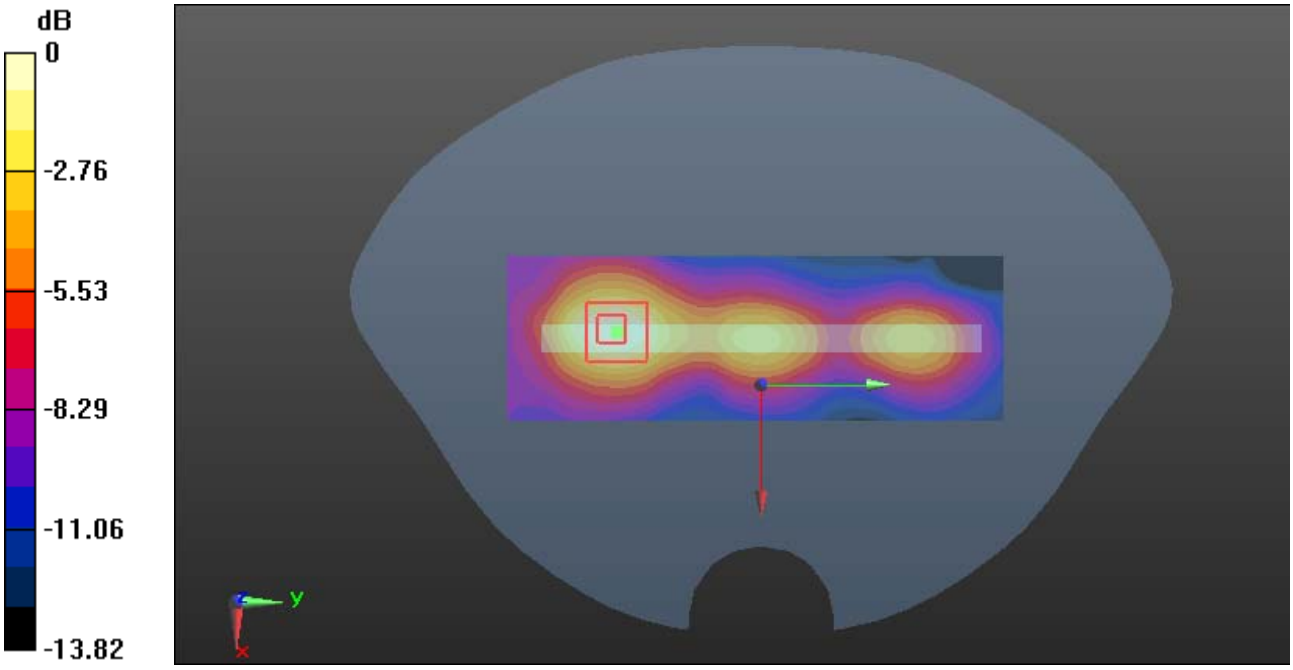

0 dB = 0.191 W/kg = -7.19 dBW/kg

Plot 153#: LTE Band 38 50%RB _Mid_ Body Left

DUT: Mobile Phone; Type: X602; Serial: CR221047343-SA-S1

Communication System: Generic TDD-LTE; Frequency: 2595 MHz;Duty Cycle: 1:1.58
Medium parameters used: f = 2595 MHz; σ = 1.957 S/m; ε_r = 39.435; ρ = 1000 kg/m^3
Phantom section: Flat Section

DASY5 Configuration:

- Probe: EX3DV4 - SN7522; ConvF(7.02, 7.02, 7.02) @ 2595 MHz; Calibrated: 2022/5/6
- Sensor-Surface: 1.4mm (Mechanical Surface Detection)
- Electronics: DAE4 Sn1325; Calibrated: 2022/8/29
- Phantom: SAM 1; Type: QD000P40CC; Serial: TP:1412
- Measurement SW: DASY52, Version 52.10 (2); SEMCAD X Version 14.6.12 (7470)

Area Scan (51x151x1): Interpolated grid: dx=1.200 mm, dy=1.200 mm
Maximum value of SAR (interpolated) = 0.220 W/kg

Zoom Scan (5x5x7)/Cube 0: Measurement grid: dx=8mm, dy=8mm, dz=5mm
Reference Value = 6.910 V/m; Power Drift = 0.03 dB
Peak SAR (extrapolated) = 0.266 W/kg
SAR(1 g) = 0.138 W/kg; SAR(10 g) = 0.072 W/kg
Maximum value of SAR (measured) = 0.214 W/kg

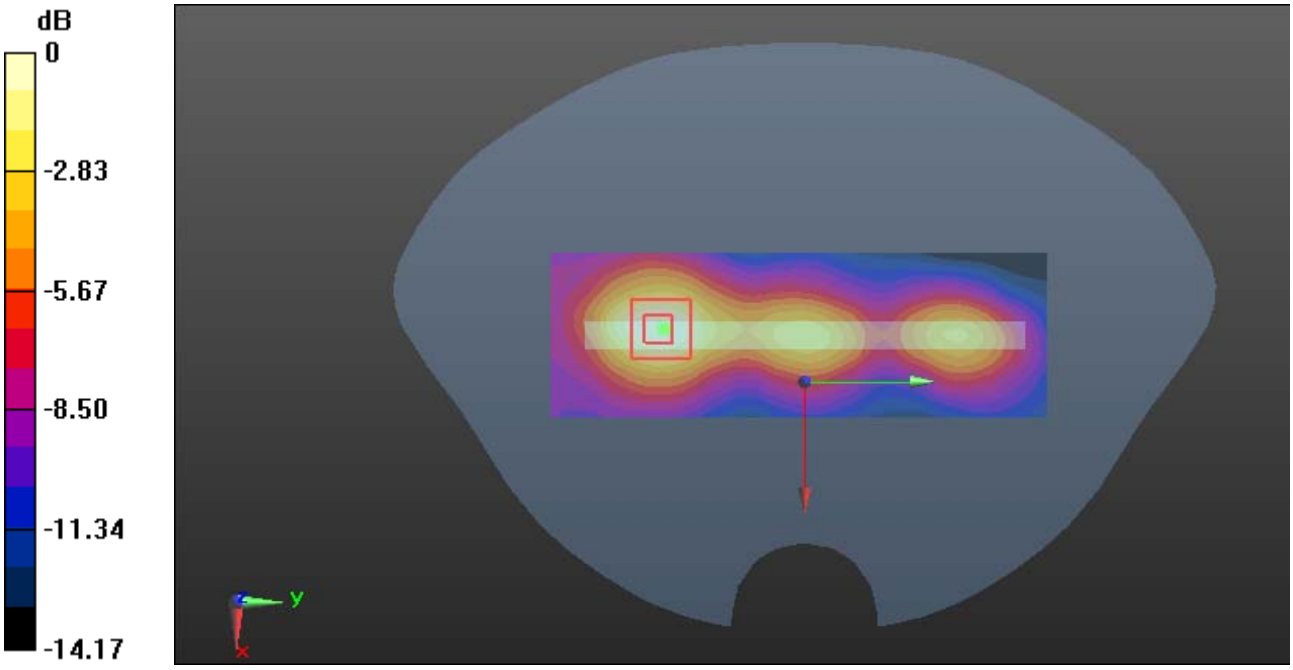

0 dB = 0.214 W/kg = -6.70 dBW/kg

Plot 154#: LTE Band 38 1RB _Mid_ Body Right

DUT: Mobile Phone; Type: X602; Serial: CR221047343-SA-S1

Communication System: Generic TDD-LTE; Frequency: 2595 MHz;Duty Cycle: 1:1.58
Medium parameters used: f = 2595 MHz; σ = 1.957 S/m; ε_r = 39.435; ρ = 1000 kg/m^3
Phantom section: Flat Section

DASY5 Configuration:

- Probe: EX3DV4 - SN7522; ConvF(7.02, 7.02, 7.02) @ 2595 MHz; Calibrated: 2022/5/6
- Sensor-Surface: 1.4mm (Mechanical Surface Detection)
- Electronics: DAE4 Sn1325; Calibrated: 2022/8/29
- Phantom: SAM 1; Type: QD000P40CC; Serial: TP:1412
- Measurement SW: DASY52, Version 52.10 (2); SEMCAD X Version 14.6.12 (7470)

Area Scan (51x151x1): Interpolated grid: dx=1.200 mm, dy=1.200 mm
Maximum value of SAR (interpolated) = 0.0586 W/kg

Zoom Scan (5x5x7)/Cube 0: Measurement grid: dx=8mm, dy=8mm, dz=5mm
Reference Value = 3.883 V/m; Power Drift = 0.15 dB
Peak SAR (extrapolated) = 0.0690 W/kg
SAR(1 g) = 0.038 W/kg; SAR(10 g) = 0.025 W/kg
Maximum value of SAR (measured) = 0.0542 W/kg

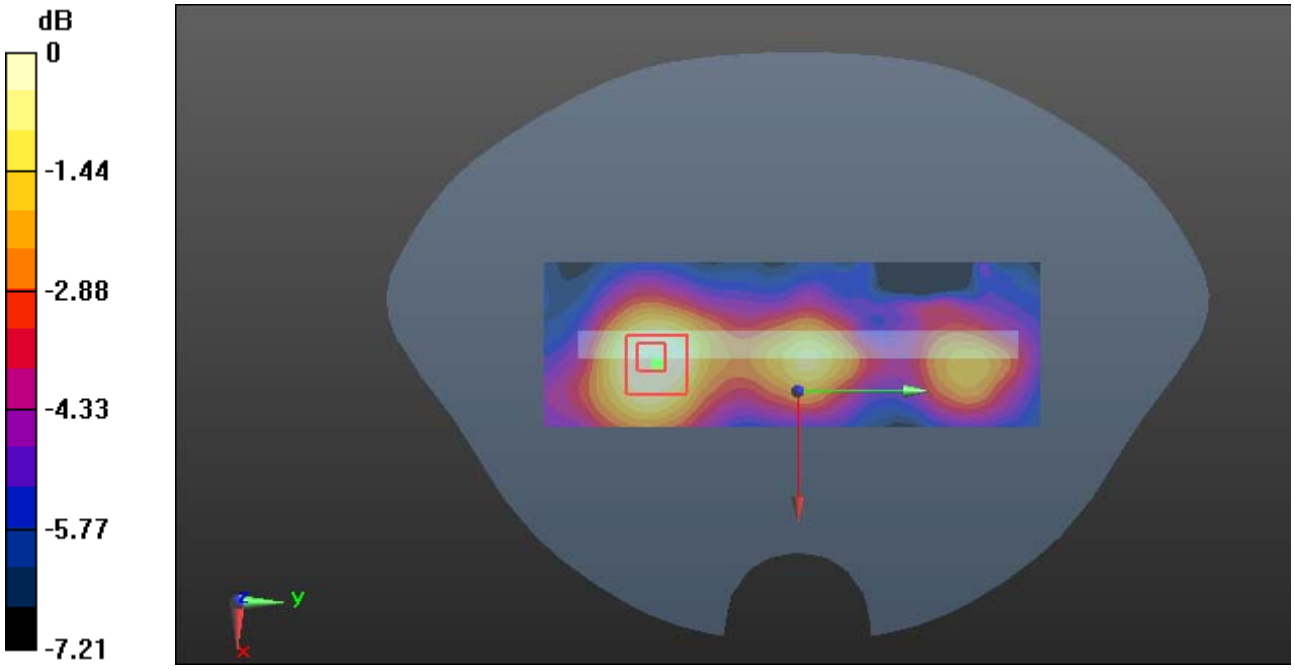

0 dB = 0.0542 W/kg = -12.66 dBW/kg

Plot 155#: LTE Band 38 50%RB _Mid_ Body Right

DUT: Mobile Phone; Type: X602; Serial: CR221047343-SA-S1

Communication System: Generic TDD-LTE; Frequency: 2595 MHz;Duty Cycle: 1:1.58
Medium parameters used: f = 2595 MHz; σ = 1.957 S/m; ε_r = 39.435; ρ = 1000 kg/m^3
Phantom section: Flat Section

DASY5 Configuration:

- Probe: EX3DV4 - SN7522; ConvF(7.02, 7.02, 7.02) @ 2595 MHz; Calibrated: 2022/5/6
- Sensor-Surface: 1.4mm (Mechanical Surface Detection)
- Electronics: DAE4 Sn1325; Calibrated: 2022/8/29
- Phantom: SAM 1; Type: QD000P40CC; Serial: TP:1412
- Measurement SW: DASY52, Version 52.10 (2); SEMCAD X Version 14.6.12 (7470)

Area Scan (51x151x1): Interpolated grid: dx=1.200 mm, dy=1.200 mm
Maximum value of SAR (interpolated) = 0.0661 W/kg

Zoom Scan (5x5x7)/Cube 0: Measurement grid: dx=8mm, dy=8mm, dz=5mm
Reference Value = 4.286 V/m; Power Drift = 0.11 dB
Peak SAR (extrapolated) = 0.0780 W/kg
SAR(1 g) = 0.044 W/kg; SAR(10 g) = 0.028 W/kg
Maximum value of SAR (measured) = 0.0632 W/kg

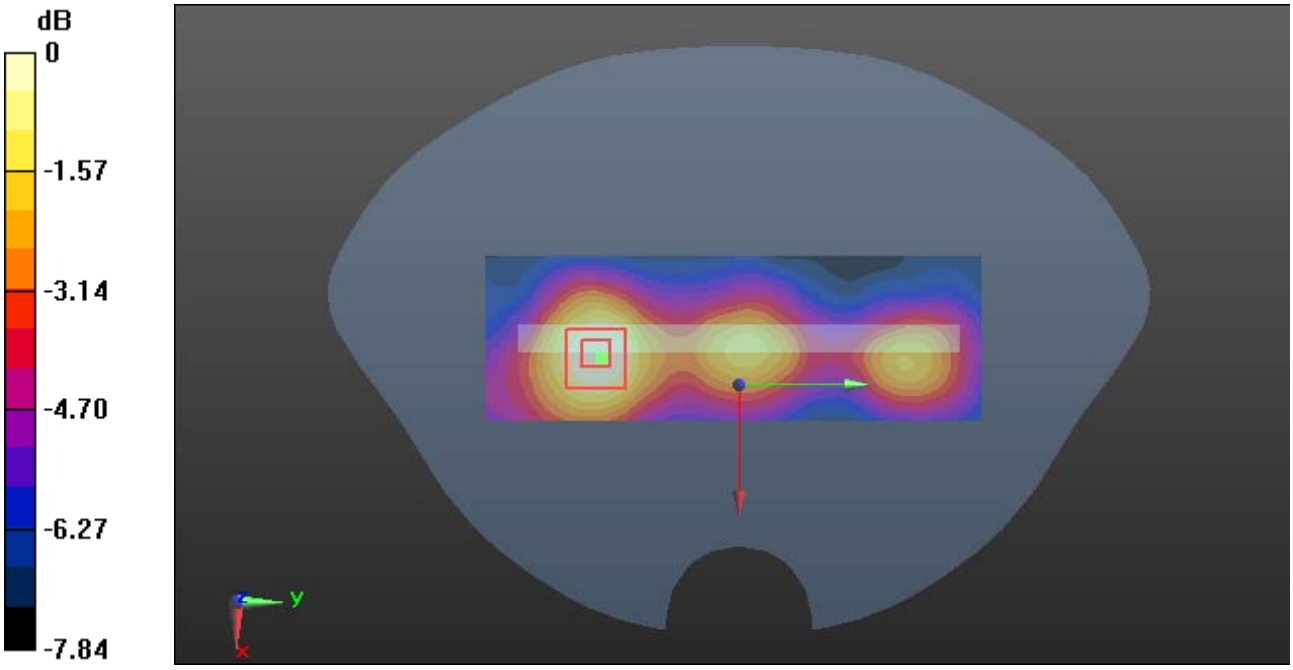

0 dB = 0.0632 W/kg = -11.99 dBW/kg

Plot 156#: LTE Band 38 1RB _Mid_ Body Bottom

DUT: Mobile Phone; Type: X602; Serial: CR221047343-SA-S1

Communication System: Generic TDD-LTE; Frequency: 2595 MHz;Duty Cycle: 1:1.58
Medium parameters used: f = 2595 MHz; σ = 1.957 S/m; ε_r = 39.435; ρ = 1000 kg/m^3
Phantom section: Flat Section

DASY5 Configuration:

- Probe: EX3DV4 - SN7522; ConvF(7.02, 7.02, 7.02) @ 2595 MHz; Calibrated: 2022/5/6
- Sensor-Surface: 1.4mm (Mechanical Surface Detection)
- Electronics: DAE4 Sn1325; Calibrated: 2022/8/29
- Phantom: SAM 1; Type: QD000P40CC; Serial: TP:1412
- Measurement SW: DASY52, Version 52.10 (2); SEMCAD X Version 14.6.12 (7470)

Area Scan (51x91x1): Interpolated grid: dx=1.200 mm, dy=1.200 mm
Maximum value of SAR (interpolated) = 0.926 W/kg

Zoom Scan (5x5x7)/Cube 0: Measurement grid: dx=8mm, dy=8mm, dz=5mm
Reference Value = 15.57 V/m; Power Drift = -0.12 dB
Peak SAR (extrapolated) = 1.03 W/kg
SAR(1 g) = 0.503 W/kg; SAR(10 g) = 0.238 W/kg
Maximum value of SAR (measured) = 0.831 W/kg

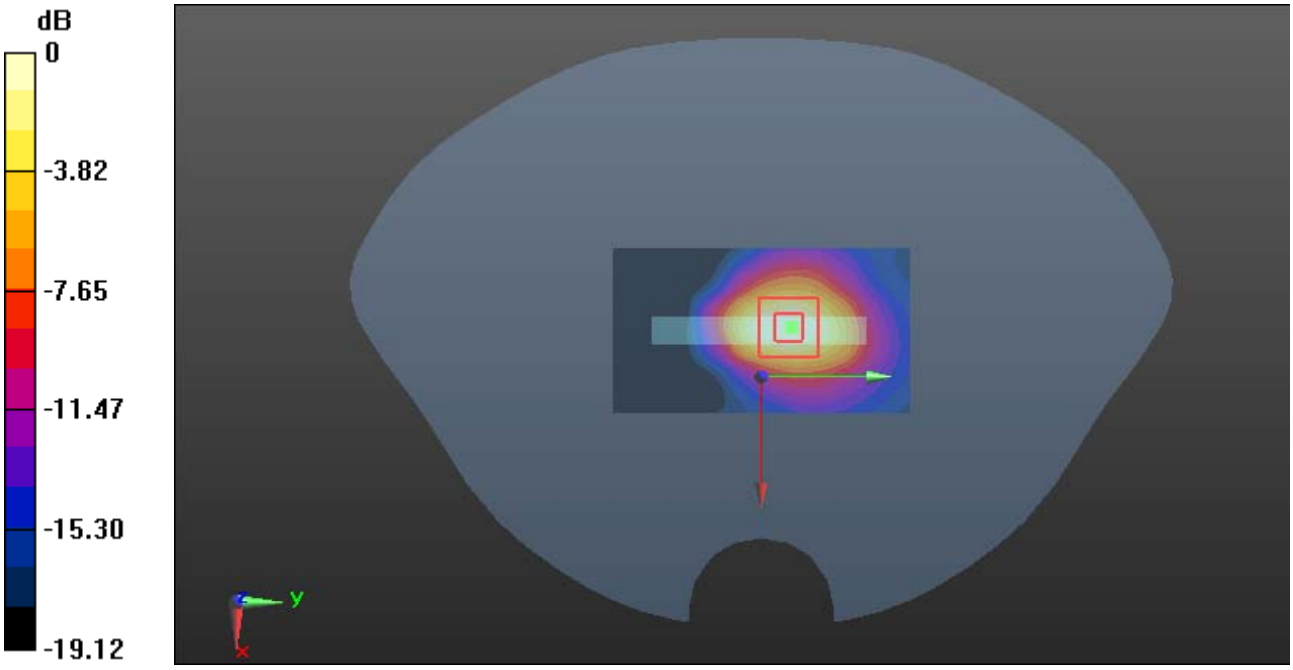

0 dB = 0.831 W/kg = -0.80 dBW/kg

Plot 157#: LTE Band 38 50%RB _Mid_ Body Bottom

DUT: Mobile Phone; Type: X602; Serial: CR221047343-SA-S1

Communication System: Generic TDD-LTE; Frequency: 2595 MHz;Duty Cycle: 1:1.58
Medium parameters used: f = 2595 MHz; σ = 1.957 S/m; ε_r = 39.435; ρ = 1000 kg/m^3
Phantom section: Flat Section

DASY5 Configuration:

- Probe: EX3DV4 - SN7522; ConvF(7.02, 7.02, 7.02) @ 2595 MHz; Calibrated: 2022/5/6
- Sensor-Surface: 1.4mm (Mechanical Surface Detection)
- Electronics: DAE4 Sn1325; Calibrated: 2022/8/29
- Phantom: SAM 1; Type: QD000P40CC; Serial: TP:1412
- Measurement SW: DASY52, Version 52.10 (2); SEMCAD X Version 14.6.12 (7470)

Area Scan (51x91x1): Interpolated grid: dx=1.200 mm, dy=1.200 mm
Maximum value of SAR (interpolated) = 0.959 W/kg

Zoom Scan (5x5x7)/Cube 0: Measurement grid: dx=8mm, dy=8mm, dz=5mm
Reference Value = 15.83 V/m; Power Drift = -0.02 dB
Peak SAR (extrapolated) = 1.14 W/kg
SAR(1 g) = 0.549 W/kg; SAR(10 g) = 0.259 W/kg
Maximum value of SAR (measured) = 0.910 W/kg

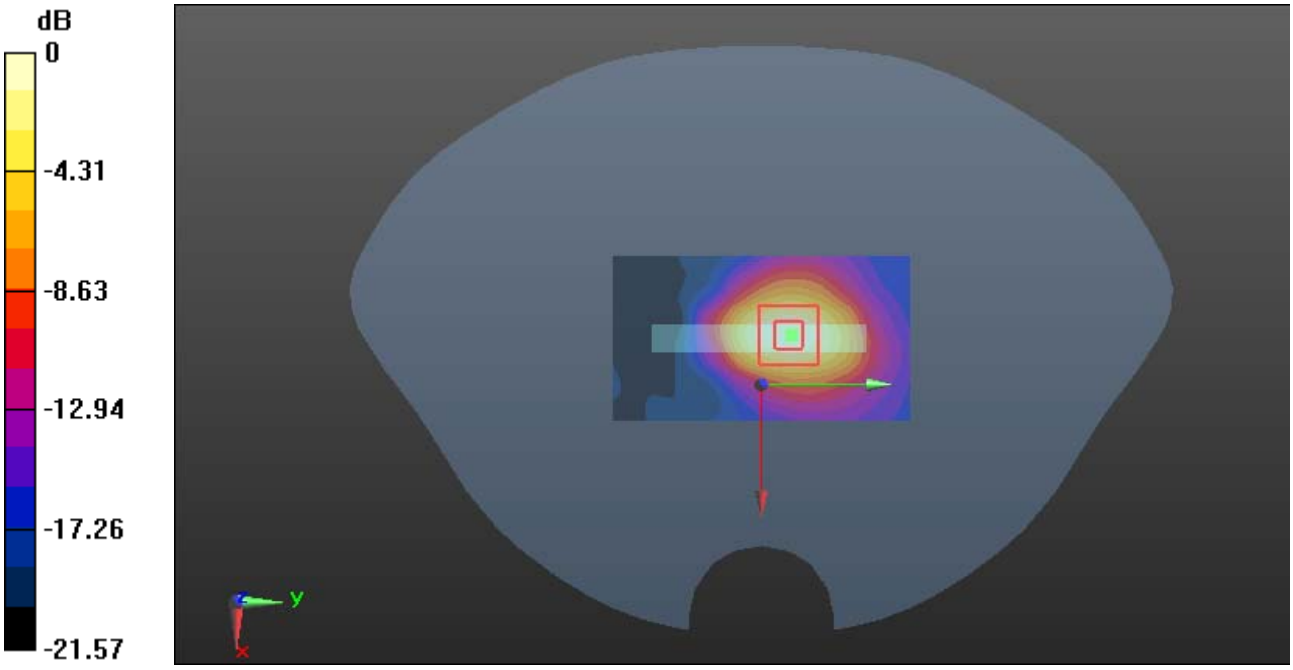

0 dB = 0.910 W/kg = -0.41 dBW/kg

Plot 158#: 2.4G WIFI Mid Head Left Cheek

DUT: Mobile Phone; Type: X602; Serial: CR221047343-SA-S1

Communication System: 802.11 b; Frequency: 2437 MHz;Duty Cycle: 1:1
Medium parameters used: f = 2437 MHz; σ = 1.772 S/m; ε_r = 39.141; ρ = 1000 kg/m^3
Phantom section: Left Section

DASY5 Configuration:

- Probe: EX3DV4 - SN7522; ConvF(7.22, 7.22, 7.22) @ 2437 MHz; Calibrated: 2022/5/6
- Sensor-Surface: 1.4mm (Mechanical Surface Detection)
- Electronics: DAE4 Sn1325; Calibrated: 2022/8/29
- Phantom: SAM 1; Type: QD000P40CC; Serial: TP:1412
- Measurement SW: DASY52, Version 52.10 (2); SEMCAD X Version 14.6.12 (7470)

Area Scan (91x121x1): Interpolated grid: dx=1.200 mm, dy=1.200 mm
Maximum value of SAR (interpolated) = 0.675 W/kg

Zoom Scan (5x5x7)/Cube 0: Measurement grid: dx=8mm, dy=8mm, dz=5mm
Reference Value = 5.680 V/m; Power Drift = 0.08 dB
Peak SAR (extrapolated) = 0.902 W/kg
SAR(1 g) = 0.426 W/kg; SAR(10 g) = 0.199 W/kg
Maximum value of SAR (measured) = 0.720 W/kg

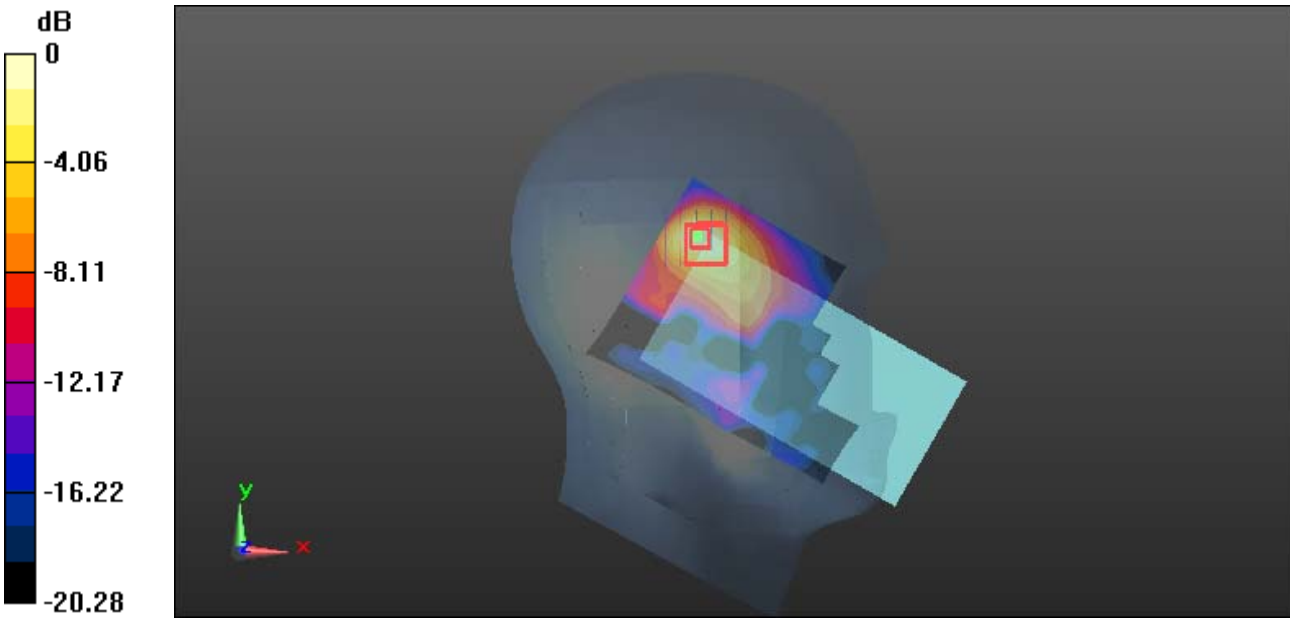

0 dB = 0.720 W/kg = -1.43 dBW/kg

Plot 159#: 2.4G WIFI Mid Head Left Tilt

DUT: Mobile Phone; Type: X602; Serial: CR221047343-SA-S1

Communication System: 802.11 b; Frequency: 2437 MHz;Duty Cycle: 1:1
Medium parameters used: f = 2437 MHz; σ = 1.772 S/m; ε_r = 39.141; ρ = 1000 kg/m^3
Phantom section: Left Section

DASY5 Configuration:

- Probe: EX3DV4 - SN7522; ConvF(7.22, 7.22, 7.22) @ 2437 MHz; Calibrated: 2022/5/6
- Sensor-Surface: 1.4mm (Mechanical Surface Detection)
- Electronics: DAE4 Sn1325; Calibrated: 2022/8/29
- Phantom: SAM 1; Type: QD000P40CC; Serial: TP:1412
- Measurement SW: DASY52, Version 52.10 (2); SEMCAD X Version 14.6.12 (7470)

Area Scan (91x121x1): Interpolated grid: dx=1.200 mm, dy=1.200 mm
Maximum value of SAR (interpolated) = 0.638 W/kg

Zoom Scan (5x5x7)/Cube 0: Measurement grid: dx=8mm, dy=8mm, dz=5mm
Reference Value = 5.806 V/m; Power Drift = 0.11 dB
Peak SAR (extrapolated) = 0.883 W/kg
SAR(1 g) = 0.416 W/kg; SAR(10 g) = 0.177 W/kg
Maximum value of SAR (measured) = 0.681 W/kg



0 dB = 0.681 W/kg = -1.67 dBW/kg

Plot 160#: 2.4G WIFI Mid Head Right Cheek

DUT: Mobile Phone; Type: X602; Serial: CR221047343-SA-S1

Communication System: 802.11 b; Frequency: 2437 MHz;Duty Cycle: 1:1
Medium parameters used: f = 2437 MHz; σ = 1.772 S/m; ε_r = 39.141; ρ = 1000 kg/m^3
Phantom section: Right Section

DASY5 Configuration:

- Probe: EX3DV4 - SN7522; ConvF(7.22, 7.22, 7.22) @ 2437 MHz; Calibrated: 2022/5/6
- Sensor-Surface: 1.4mm (Mechanical Surface Detection)
- Electronics: DAE4 Sn1325; Calibrated: 2022/8/29
- Phantom: SAM 1; Type: QD000P40CC; Serial: TP:1412
- Measurement SW: DASY52, Version 52.10 (2); SEMCAD X Version 14.6.12 (7470)

Area Scan (81x111x1): Interpolated grid: dx=1.200 mm, dy=1.200 mm
Maximum value of SAR (interpolated) = 0.261 W/kg

Zoom Scan (5x5x7)/Cube 0: Measurement grid: dx=8mm, dy=8mm, dz=5mm
Reference Value = 6.899 V/m; Power Drift = 0.06 dB
Peak SAR (extrapolated) = 0.294 W/kg
SAR(1 g) = 0.150 W/kg; SAR(10 g) = 0.078 W/kg
Maximum value of SAR (measured) = 0.241 W/kg



0 dB = 0.241 W/kg = -6.18 dBW/kg

Plot 161#: 2.4G WIFI Mid Head Right Tilt

DUT: Mobile Phone; Type: X602; Serial: CR221047343-SA-S1

Communication System: 802.11 b; Frequency: 2437 MHz;Duty Cycle: 1:1
Medium parameters used: f = 2437 MHz; σ = 1.772 S/m; ε_r = 39.141; ρ = 1000 kg/m^3
Phantom section: Right Section

DASY5 Configuration:

- Probe: EX3DV4 - SN7522; ConvF(7.22, 7.22, 7.22) @ 2437 MHz; Calibrated: 2022/5/6
- Sensor-Surface: 1.4mm (Mechanical Surface Detection)
- Electronics: DAE4 Sn1325; Calibrated: 2022/8/29
- Phantom: SAM 1; Type: QD000P40CC; Serial: TP:1412
- Measurement SW: DASY52, Version 52.10 (2); SEMCAD X Version 14.6.12 (7470)

Area Scan (81x111x1): Interpolated grid: dx=1.200 mm, dy=1.200 mm
Maximum value of SAR (interpolated) = 0.240 W/kg

Zoom Scan (5x5x7)/Cube 0: Measurement grid: dx=8mm, dy=8mm, dz=5mm
Reference Value = 6.348 V/m; Power Drift = -0.04 dB
Peak SAR (extrapolated) = 0.277 W/kg
SAR(1 g) = 0.138 W/kg; SAR(10 g) = 0.068 W/kg
Maximum value of SAR (measured) = 0.224 W/kg



0 dB = 0.224 W/kg = -6.50 dBW/kg

Plot 162#: 2.4G WIFI Mid Body Front

DUT: Mobile Phone; Type: X602; Serial: CR221047343-SA-S1

Communication System: 802.11 b; Frequency: 2437 MHz;Duty Cycle: 1:1
Medium parameters used: f = 2437 MHz; σ = 1.772 S/m; ε_r = 39.141; ρ = 1000 kg/m^3
Phantom section: Flat Section

DASY5 Configuration:

- Probe: EX3DV4 - SN7522; ConvF(7.22, 7.22, 7.22) @ 2437 MHz; Calibrated: 2022/5/6
- Sensor-Surface: 1.4mm (Mechanical Surface Detection)
- Electronics: DAE4 Sn1325; Calibrated: 2022/8/29
- Phantom: SAM 1; Type: QD000P40CC; Serial: TP:1412
- Measurement SW: DASY52, Version 52.10 (2); SEMCAD X Version 14.6.12 (7470)

Area Scan (91x151x1): Interpolated grid: dx=1.200 mm, dy=1.200 mm
Maximum value of SAR (interpolated) = 0.121 W/kg

Zoom Scan (5x5x7)/Cube 0: Measurement grid: dx=8mm, dy=8mm, dz=5mm
Reference Value = 3.206 V/m; Power Drift = 0.14 dB
Peak SAR (extrapolated) = 0.145 W/kg
SAR(1 g) = 0.075 W/kg; SAR(10 g) = 0.039 W/kg
Maximum value of SAR (measured) = 0.118 W/kg

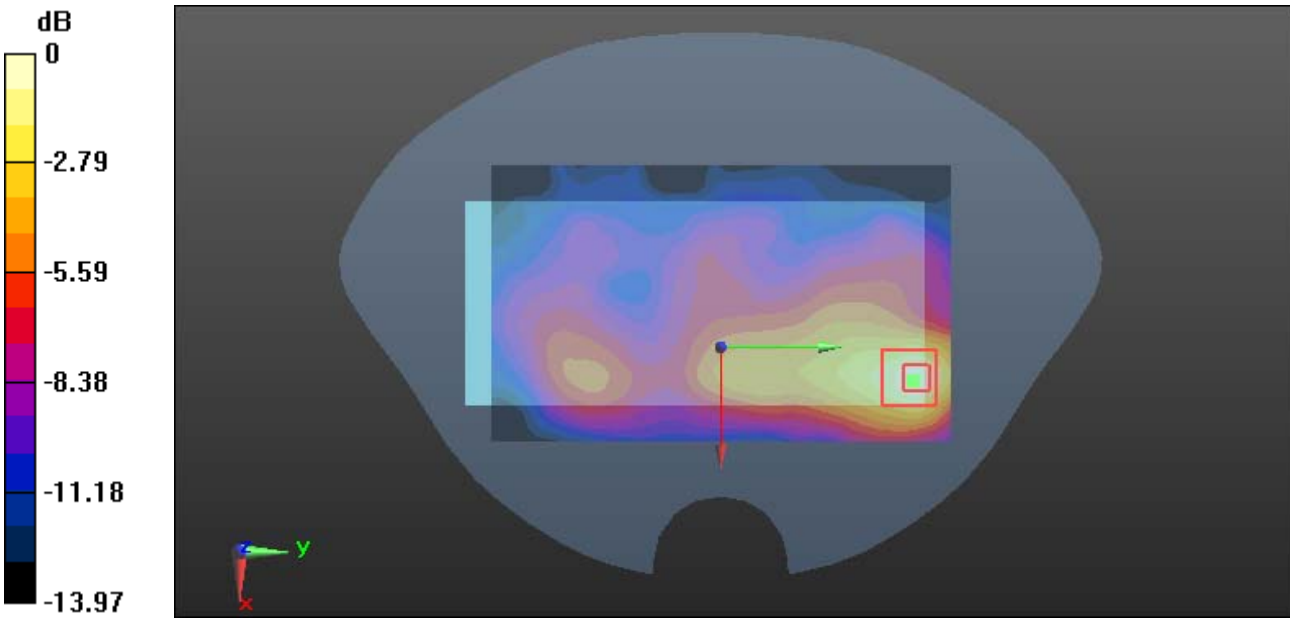

0 dB = 0.118 W/kg = -9.28 dBW/kg

Plot 163#: 2.4G WIFI Mid Body Back

DUT: Mobile Phone; Type: X602; Serial: CR221047343-SA-S1

Communication System: 802.11 b; Frequency: 2437 MHz;Duty Cycle: 1:1
Medium parameters used: f = 2437 MHz; σ = 1.772 S/m; ε_r = 39.141; ρ = 1000 kg/m^3
Phantom section: Flat Section

DASY5 Configuration:

- Probe: EX3DV4 - SN7522; ConvF(7.22, 7.22, 7.22) @ 2437 MHz; Calibrated: 2022/5/6
- Sensor-Surface: 1.4mm (Mechanical Surface Detection)
- Electronics: DAE4 Sn1325; Calibrated: 2022/8/29
- Phantom: SAM 1; Type: QD000P40CC; Serial: TP:1412
- Measurement SW: DASY52, Version 52.10 (2); SEMCAD X Version 14.6.12 (7470)

Area Scan (91x151x1): Interpolated grid: dx=1.200 mm, dy=1.200 mm
Maximum value of SAR (interpolated) = 0.237 W/kg

Zoom Scan (5x5x7)/Cube 0: Measurement grid: dx=8mm, dy=8mm, dz=5mm
Reference Value = 4.034 V/m; Power Drift = -0.14 dB
Peak SAR (extrapolated) = 0.309 W/kg
SAR(1 g) = 0.142 W/kg; SAR(10 g) = 0.077 W/kg
Maximum value of SAR (measured) = 0.227 W/kg

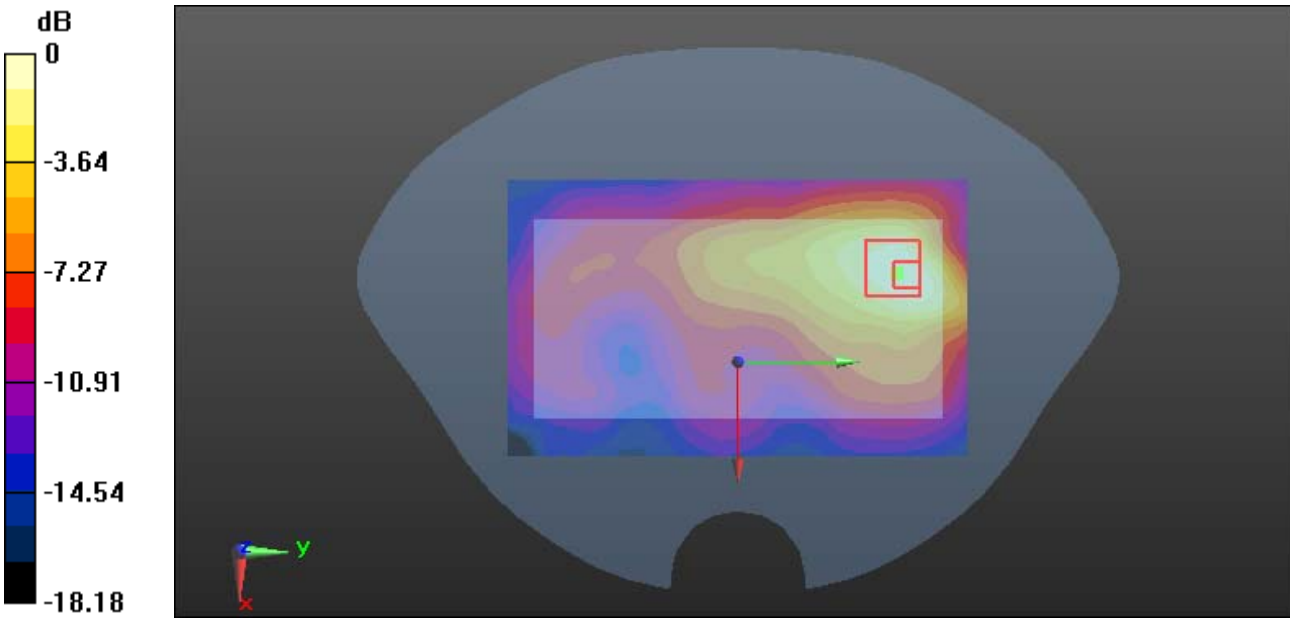

0 dB = 0.227 W/kg = -6.44 dBW/kg

Plot 164#: 2.4G WIFI Mid Body Right

DUT: Mobile Phone; Type: X602; Serial: CR221047343-SA-S1

Communication System: 802.11 b; Frequency: 2437 MHz;Duty Cycle: 1:1
Medium parameters used: f = 2437 MHz; σ = 1.772 S/m; ε_r = 39.141; ρ = 1000 kg/m^3
Phantom section: Flat Section

DASY5 Configuration:

- Probe: EX3DV4 - SN7522; ConvF(7.22, 7.22, 7.22) @ 2437 MHz; Calibrated: 2022/5/6
- Sensor-Surface: 1.4mm (Mechanical Surface Detection)
- Electronics: DAE4 Sn1325; Calibrated: 2022/8/29
- Phantom: SAM 1; Type: QD000P40CC; Serial: TP:1412
- Measurement SW: DASY52, Version 52.10 (2); SEMCAD X Version 14.6.12 (7470)

Area Scan (51x161x1): Interpolated grid: dx=1.200 mm, dy=1.200 mm
Maximum value of SAR (interpolated) = 0.107 W/kg

Zoom Scan (5x5x7)/Cube 0: Measurement grid: dx=8mm, dy=8mm, dz=5mm
Reference Value = 3.951 V/m; Power Drift = -0.11 dB
Peak SAR (extrapolated) = 0.130 W/kg
SAR(1 g) = 0.067 W/kg; SAR(10 g) = 0.035 W/kg
Maximum value of SAR (measured) = 0.0996 W/kg

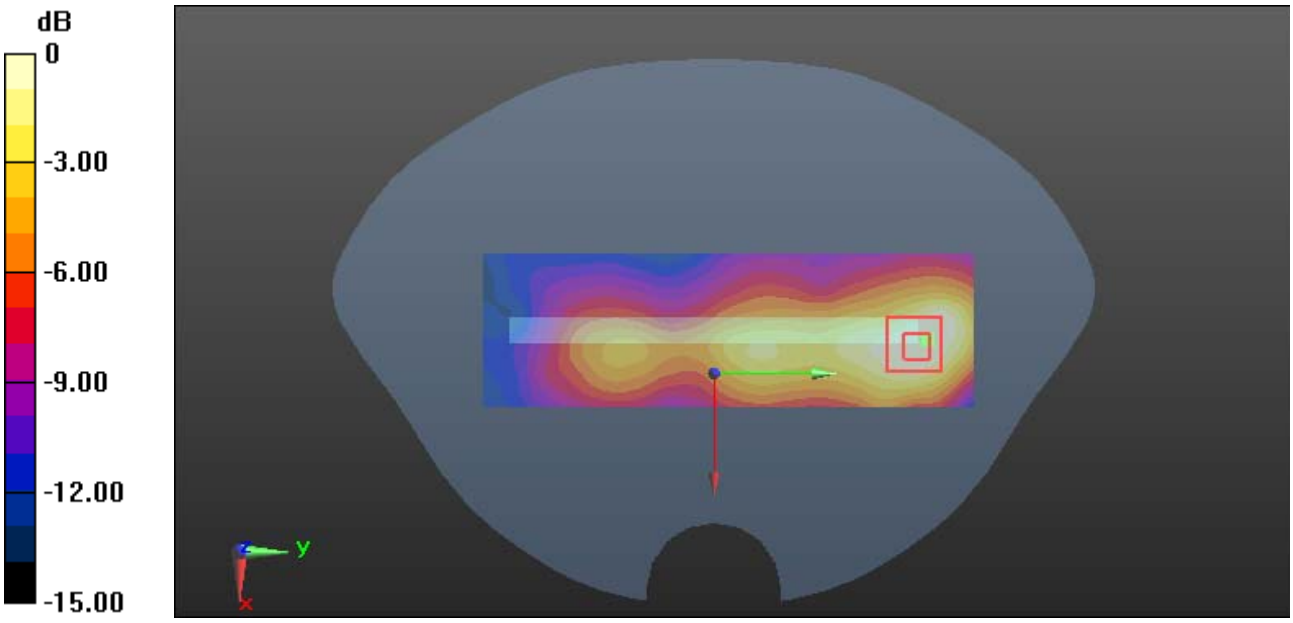

0 dB = 0.0996 W/kg = -10.02 dBW/kg

Plot 165#: 2.4G WIFI Mid Body Top

DUT: Mobile Phone; Type: X602; Serial: CR221047343-SA-S1

Communication System: 802.11 b; Frequency: 2437 MHz;Duty Cycle: 1:1
Medium parameters used: f = 2437 MHz; σ = 1.772 S/m; ε_r = 39.141; ρ = 1000 kg/m^3
Phantom section: Flat Section

DASY5 Configuration:

- Probe: EX3DV4 - SN7522; ConvF(7.22, 7.22, 7.22) @ 2437 MHz; Calibrated: 2022/5/6
- Sensor-Surface: 1.4mm (Mechanical Surface Detection)
- Electronics: DAE4 Sn1325; Calibrated: 2022/8/29
- Phantom: SAM 1; Type: QD000P40CC; Serial: TP:1412
- Measurement SW: DASY52, Version 52.10 (2); SEMCAD X Version 14.6.12 (7470)

Area Scan (51x91x1): Interpolated grid: dx=1.200 mm, dy=1.200 mm
Maximum value of SAR (interpolated) = 0.147 W/kg

Zoom Scan (5x5x7)/Cube 0: Measurement grid: dx=8mm, dy=8mm, dz=5mm
Reference Value = 5.911 V/m; Power Drift = 0.12 dB
Peak SAR (extrapolated) = 0.348 W/kg
SAR(1 g) = 0.088 W/kg; SAR(10 g) = 0.046 W/kg
Maximum value of SAR (measured) = 0.146 W/kg

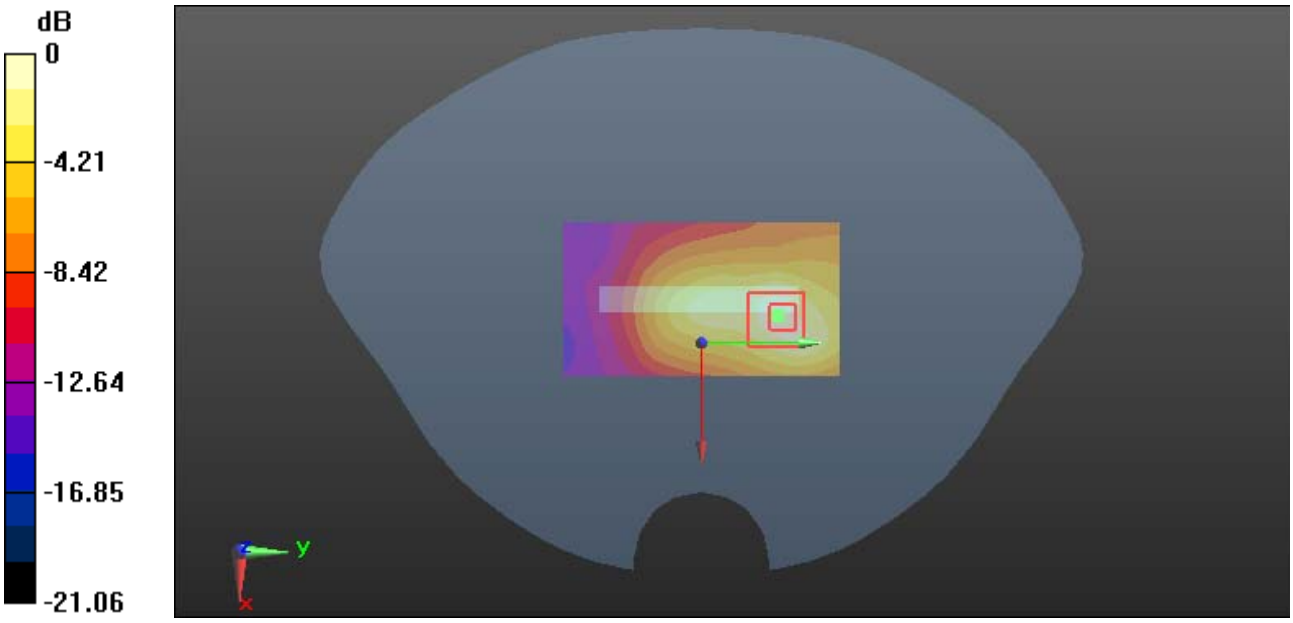

0 dB = 0.146 W/kg = -8.36 dBW/kg